

Current Account To GDP

in %

RELEASE

2026_07

COVERAGE

1772 – 2030

CURRENT ACCOUNT IN PERCENT OF GDP (%)

Afghanistan	11
Albania	12
Algeria	13
Angola	14
Argentina	15
Armenia	16
Australia	17
Austria	18
Azerbaijan	19
Bahamas	20
Bahrain	21
Bangladesh	22
Barbados	23
Belarus	24
Belgium	25
Belize	26
Benin	27
Bermuda	28
Bhutan	29
Bolivia	30
Bosnia and Herzegovina	31
Botswana	32
Brazil	33
Brunei	34

CURRENT ACCOUNT IN PERCENT OF GDP (%)

Bulgaria	35
Burkina Faso	36
Burundi	37
Cambodia	38
Cameroon	39
Canada	40
Cape Verde	41
Central African Republic	42
Chad	43
Chile	44
China	45
Colombia	46
Costa Rica	47
Croatia	48
Cuba	49
Cyprus	50
Czech Republic	51
Democratic Republic of the Congo	52
Denmark	53
Djibouti	54
Dominica	55
Dominican Republic	56
Ecuador	57
Egypt	58

CURRENT ACCOUNT IN PERCENT OF GDP (%)

El Salvador	59
Equatorial Guinea	60
Eritrea	61
Estonia	62
Eswatini	63
Ethiopia	64
Fiji	65
Finland	66
France	67
Gabon	68
Gambia	69
Georgia	70
Germany	71
Ghana	72
Greece	73
Grenada	74
Guatemala	75
Guinea	76
Guinea-Bissau	77
Guyana	78
Haiti	79
Honduras	80
Hong Kong	81
Hungary	82

CURRENT ACCOUNT IN PERCENT OF GDP (%)

Iceland	83
India	84
Indonesia	85
Iran	86
Iraq	87
Ireland	88
Israel	89
Italy	90
Ivory Coast	91
Jamaica	92
Japan	93
Jordan	94
Kazakhstan	95
Kenya	96
Kuwait	97
Kyrgyzstan	98
Laos	99
Latvia	100
Lebanon	101
Lesotho	102
Liberia	103
Libya	104
Lithuania	105
Luxembourg	106

CURRENT ACCOUNT IN PERCENT OF GDP (%)

Macedonia	107
Madagascar	108
Malawi	109
Malaysia	110
Maldives	111
Mali	112
Malta	113
Mauritania	114
Mauritius	115
Mexico	116
Moldova	117
Mongolia	118
Montenegro	119
Morocco	120
Mozambique	121
Myanmar	122
Namibia	123
Nepal	124
Netherlands	125
Netherlands Antilles	126
New Zealand	127
Nicaragua	128
Niger	129
Nigeria	130

CURRENT ACCOUNT IN PERCENT OF GDP (%)

Norway	131
Oman	132
Pakistan	133
Palestine	134
Panama	135
Papua New Guinea	136
Paraguay	137
Peru	138
Philippines	139
Poland	140
Portugal	141
Qatar	142
Republic of the Congo	143
Romania	144
Russian Federation	145
Rwanda	146
Sao Tome and Principe	147
Saudi Arabia	148
Senegal	149
Serbia	150
Seychelles	151
Sierra Leone	152
Singapore	153
Slovakia	154

CURRENT ACCOUNT IN PERCENT OF GDP (%)

Slovenia	155
Somalia	156
South Africa	157
South Korea	158
South Sudan	159
Spain	160
Sri Lanka	161
Sudan	162
Suriname	163
Sweden	164
Switzerland	165
Syria	166
Taiwan	167
Tajikistan	168
Tanzania	169
Thailand	170
Timor-Leste	171
Togo	172
Trinidad and Tobago	173
Tunisia	174
Turkey	175
Turkmenistan	176
Uganda	177
Ukraine	178

CURRENT ACCOUNT IN PERCENT OF GDP (%)

United Arab Emirates	179
United Kingdom	180
United States	181
Uruguay	182
Uzbekistan	183
Venezuela	184
Vietnam	185
Yemen	186
Zambia	187
Zimbabwe	188
Andorra	189
Antigua and Barbuda	190
Aruba	191
Cayman Islands	192
Comoros	193
Curaçao	194
Faroe Islands	195
French Polynesia	196
Kiribati	197
Kosovo	198
Liechtenstein	199
Macau	200
Marshall Islands	201
Micronesia (Federated States of)	202

CURRENT ACCOUNT IN PERCENT OF GDP (%)

Nauru	203
New Caledonia	204
Palau	205
Saint Kitts and Nevis	206
Saint Lucia	207
Saint Vincent and the Grenadines	208
Samoa	209
San Marino	210
Sint Maarten	211
Solomon Islands	212
Tonga	213
Turks and Caicos Islands	214
Tuvalu	215
Vanuatu	216
References	217

Afghanistan

COVERAGE
1979–2023

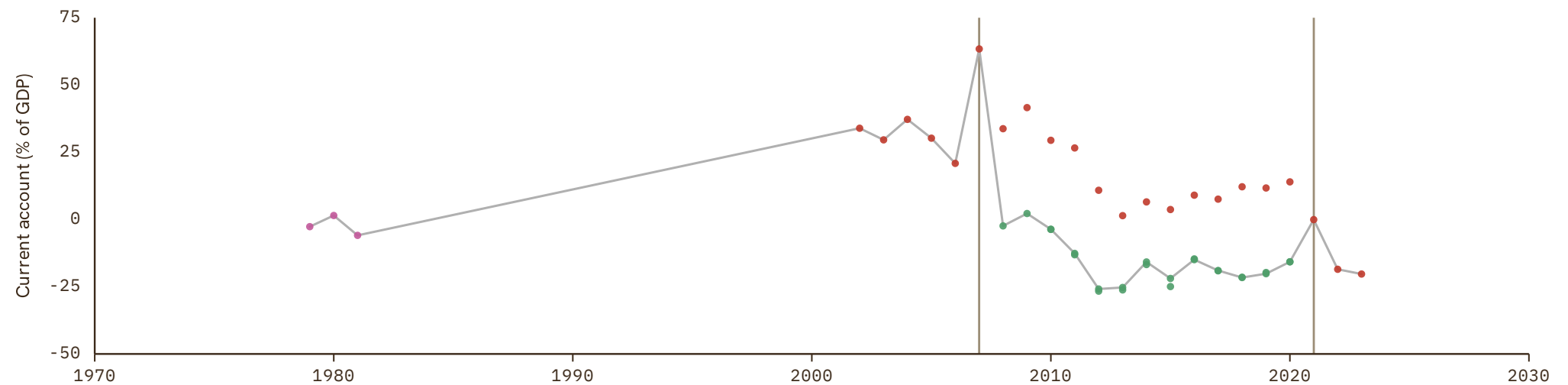
UNIT
in %

1 Source composition

SOURCE	CODE	TIME SPAN	NOTES
World Bank (1999)	WDI ARC	1979 - 2001	Replacing using overlapping data in 2002.
International Monetary Fund (2025)	IMF WEO	2002 - 2007	Replacing using overlapping data in 2008.
World Bank (2024)	WDI	2008 - 2020	Baseline source, overlaps with anchor year 2018.
International Monetary Fund (2025)	IMF WEO	2021 - 2023	Replacing using overlapping data in 2024.

2 Harmonised series

— GMD estimate | Source change ● IMF IFS ● IMF WEO ● WDI ● WDI ARC



Albania

COVERAGE
1980-2030

UNIT
in %

1 Source composition

SOURCE	CODE	TIME SPAN	NOTES
World Bank (2024)	WDI	1980 - 2024	Baseline source, overlaps with anchor year 2018.
International Monetary Fund (2025) (forecasts)	IMF WEO forecast	2025 - 2030	Replacing using overlapping data in 2031.

2 Harmonised series

GMD forecast
 — GMD estimate
 | Source change
 ● IMF IFS
 ● IMF WEO
 ● IMF WEO forecast
 ● WDI
 ● WDI ARC



Algeria

COVERAGE
1977-2030

UNIT
in %

1 Source composition

SOURCE	CODE	TIME SPAN	NOTES
World Bank (2024)	WDI	1977 - 1991	Replacing using overlapping data in 1992.
International Monetary Fund (2025)	IMF WEO	1992 - 2004	Replacing using overlapping data in 2005.
World Bank (2024)	WDI	2005 - 2013	Replacing using overlapping data in 2014.
Arab Monetary Fund (2024)	AMF	2014 - 2021	Baseline source, overlaps with anchor year 2018.
World Bank (2024)	WDI	2022 - 2024	Replacing using overlapping data in 2025.
International Monetary Fund (2025) (forecasts)	IMF WEO forecast	2025 - 2030	Replacing using overlapping data in 2031.

2 Harmonised series

GMD forecast
 — GMD estimate
 | Source change
 ● AMF
 ● IMF IFS
 ● IMF WEO
 ● IMF WEO forecast
 ● WDI
 ● WDI ARC



Angola

COVERAGE
1980-2030

UNIT
in %

1 Source composition

SOURCE	CODE	TIME SPAN	NOTES
International Monetary Fund (2025)	IMF WEO	1980 - 1984	Replacing using overlapping data in 1985.
World Bank (2024)	WDI	1985 - 2024	Baseline source, overlaps with anchor year 2018.
International Monetary Fund (2025) (forecasts)	IMF WEO forecast	2025 - 2030	Replacing using overlapping data in 2031.

2 Harmonised series

■ GMD forecast
 — GMD estimate
 Source change
 ● IMF IFS
 ● IMF WEO
 ● IMF WEO forecast
 ● WDI
 ● WDI ARC



Argentina

COVERAGE
1935–2030

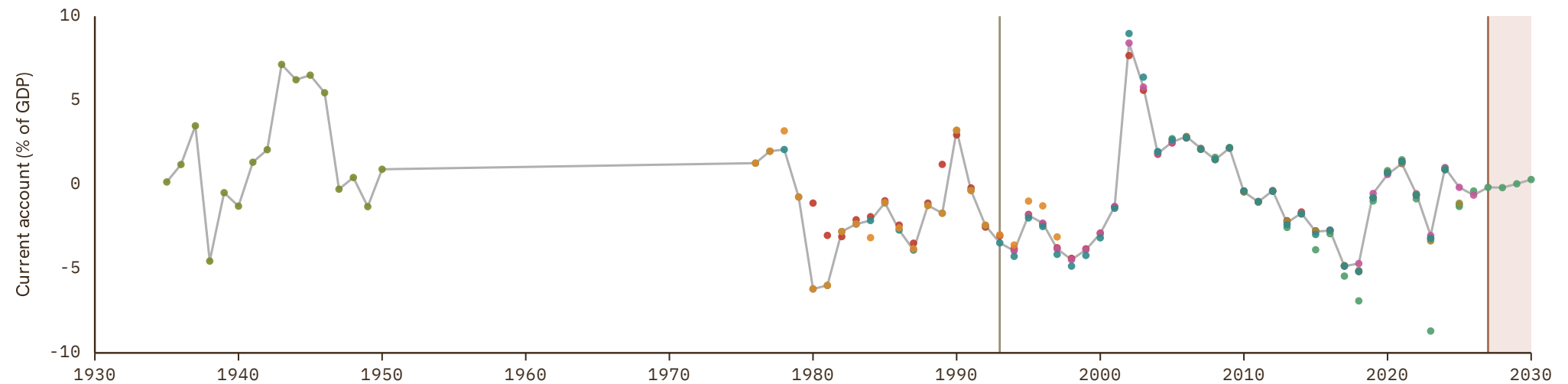
UNIT
in %

1 Source composition

SOURCE	CODE	TIME SPAN	NOTES
Brian Mitchell (2013)	Mitchell	1935 - 1975	Replacing using overlapping data in 1976.
World Bank (2024)	WDI	1976 - 1993	Replacing using overlapping data in 1994.
OECD (2024)	OECD EO	1994 - 2026	Baseline source, overlaps with anchor year 2018.
International Monetary Fund (2025) (forecasts)	IMF WEO forecast	2027 - 2030	Replacing using overlapping data in 2031.

2 Harmonised series

GMD forecast
 GMD estimate
| Source change
● IMF IFS
● IMF WEO
● IMF WEO forecast
● OECD EO
● OECD KEI
● WDI
● WDI ARC
● Mitchell



Armenia

COVERAGE
1992-2030

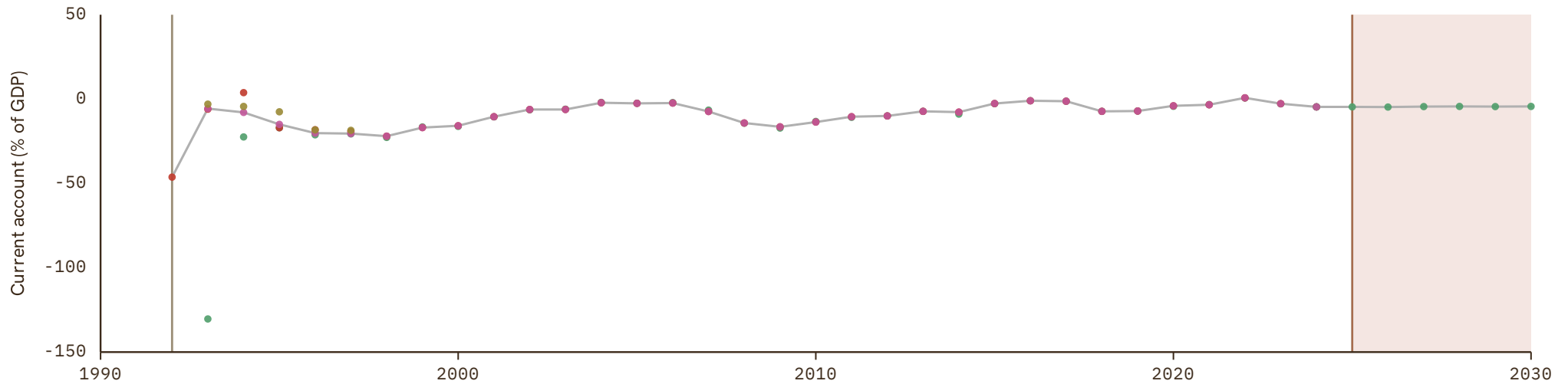
UNIT
in %

1 Source composition

SOURCE	CODE	TIME SPAN	NOTES
International Monetary Fund (2025)	IMF WEO	1992 - 1992	Replacing using overlapping data in 1993.
World Bank (2024)	WDI	1993 - 2024	Baseline source, overlaps with anchor year 2018.
International Monetary Fund (2025) (forecasts)	IMF WEO forecast	2025 - 2030	Replacing using overlapping data in 2031.

2 Harmonised series

■ GMD forecast
 — GMD estimate
 Source change
 ● IMF IFS
 ● IMF WEO
 ● IMF WEO forecast
 ● WDI
 ● WDI ARC



Australia

COVERAGE
1861-2030

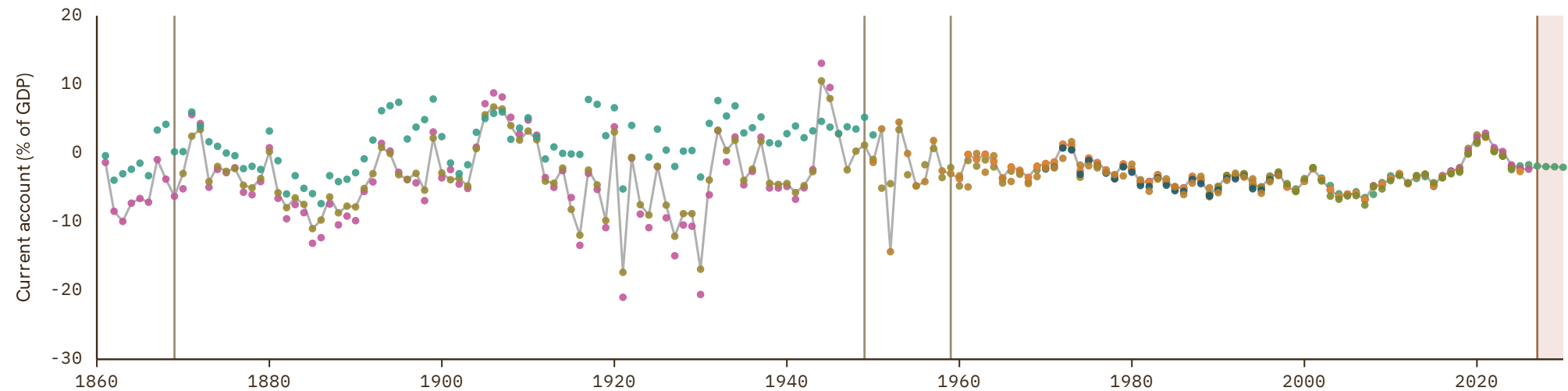
UNIT
in %

1 Source composition

SOURCE	CODE	TIME SPAN	NOTES
Matthew T. Jones et al. (1997)	JO	1861 - 1869	Replacing using overlapping data in 1870.
Jordá et al. (2017)	JST	1870 - 1949	Replacing using overlapping data in 1950.
Foster (1996)	CS3 AUS	1950 - 1959	Replacing using overlapping data in 1960.
OECD (2024)	OECD EO	1960 - 2026	Baseline source, overlaps with anchor year 2018.
International Monetary Fund (2025) (forecasts)	IMF WEO forecast	2027 - 2030	Replacing using overlapping data in 2031.

2 Harmonised series

■ GMD forecast
 — GMD estimate
 | Source change
 ● IMF IFS
 ● IMF WEO
 ● IMF WEO forecast
 ● JO
 ● JST
 ● OECD EO
 ● OECD KEI
 ● WDI
 ● WDI ARC
 ● CS3
 ● Mitchell



Austria

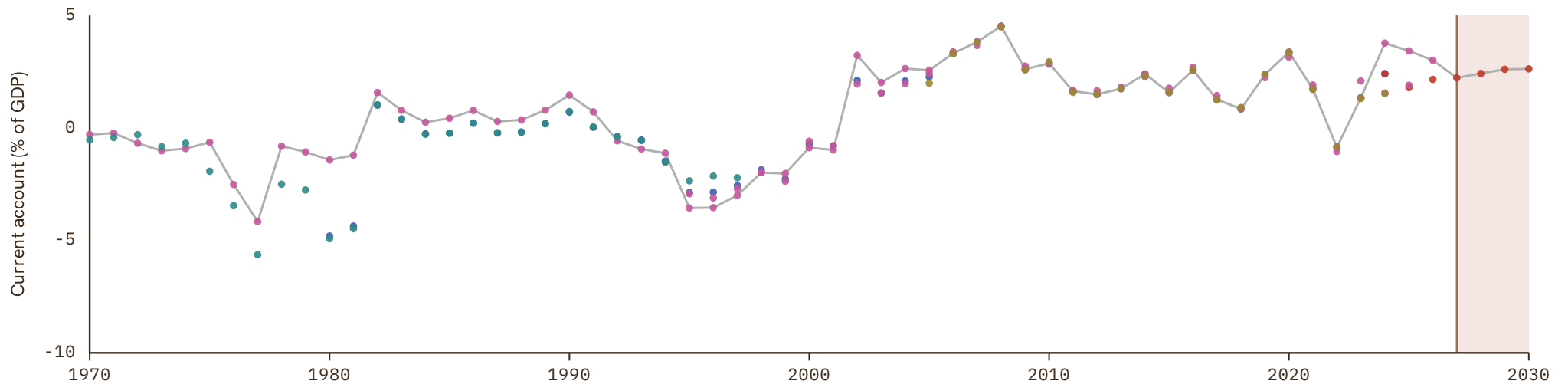
COVERAGE | UNIT
1970-2030 | in %

1 Source composition

SOURCE	CODE	TIME SPAN	NOTES
OECD (2024)	OECD EO	1970 - 2026	Baseline source, overlaps with anchor year 2018.
International Monetary Fund (2025) (forecasts)	IMF WEO forecast	2027 - 2030	Replacing using overlapping data in 2031.

2 Harmonised series

GMD forecast
 — GMD estimate
 | Source change
 ● IMF WEO
 ● IMF WEO forecast
 ● OECD EO
 ● OECD KEI
 ● WDI
 ● WDI ARC



Azerbaijan

COVERAGE
1991–2030

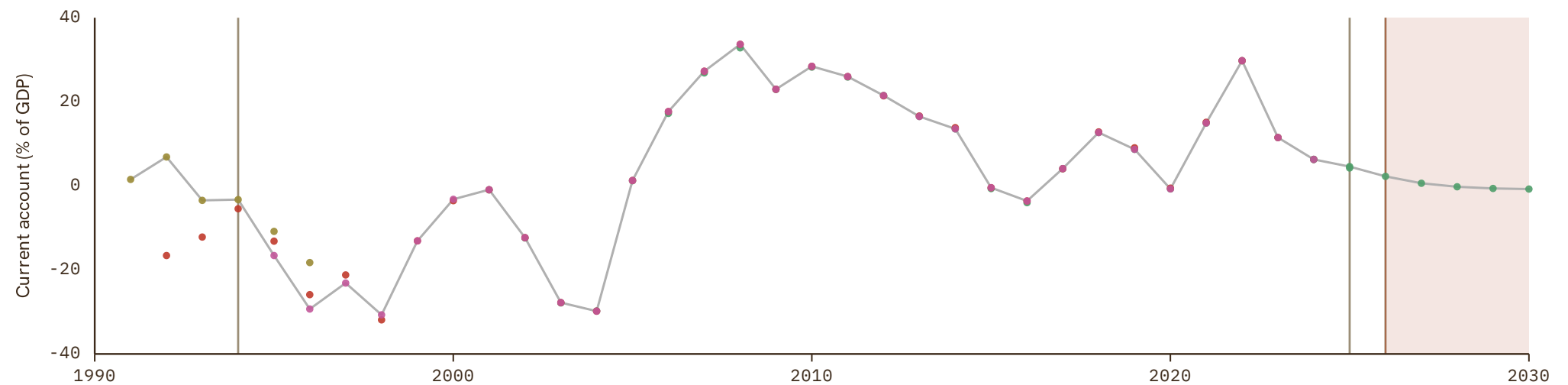
UNIT
in %

1 Source composition

SOURCE	CODE	TIME SPAN	NOTES
World Bank (1999)	WDI ARC	1991 - 1994	Replacing using overlapping data in 1995.
World Bank (2024)	WDI	1995 - 2024	Baseline source, overlaps with anchor year 2018.
International Monetary Fund (2025)	IMF IFS	2025 - 2025	Replacing using overlapping data in 2026.
International Monetary Fund (2025) (forecasts)	IMF WEO forecast	2026 - 2030	Replacing using overlapping data in 2031.

2 Harmonised series

■ GMD forecast
 — GMD estimate
 Source change
 ● IMF IFS
 ● IMF WEO
 ● IMF WEO forecast
 ● WDI
 ● WDI ARC



Bahamas

COVERAGE
1976-2030

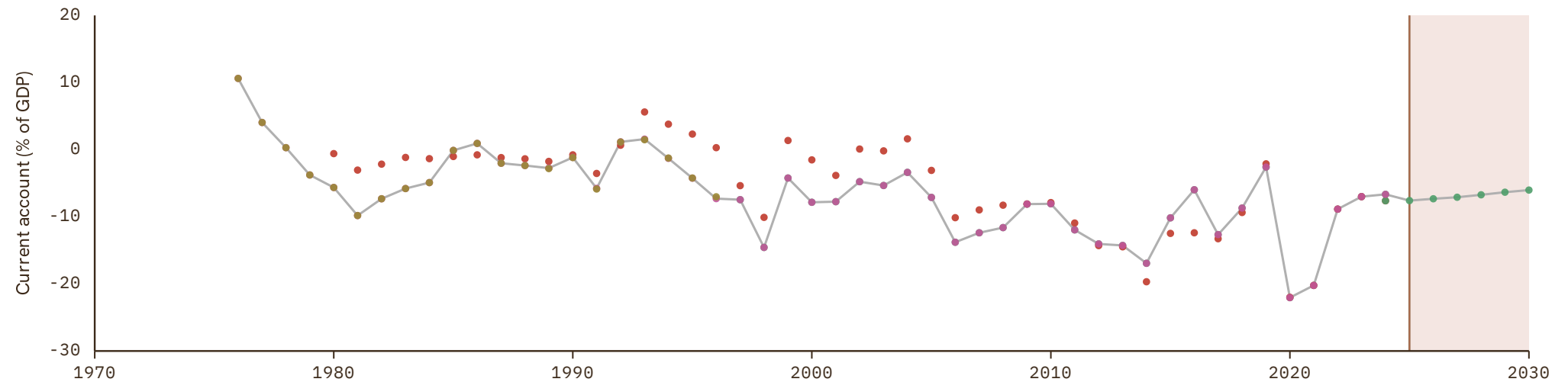
UNIT
in %

1 Source composition

SOURCE	CODE	TIME SPAN	NOTES
World Bank (2024)	WDI	1976 - 2024	Baseline source, overlaps with anchor year 2018.
International Monetary Fund (2025) (forecasts)	IMF WEO forecast	2025 - 2030	Replacing using overlapping data in 2031.

2 Harmonised series

■ GMD forecast
 — GMD estimate
 Source change
 ● IMF IFS
 ● IMF WEO
 ● IMF WEO forecast
 ● WDI
 ● WDI ARC



Bahrain

COVERAGE
1975-2030

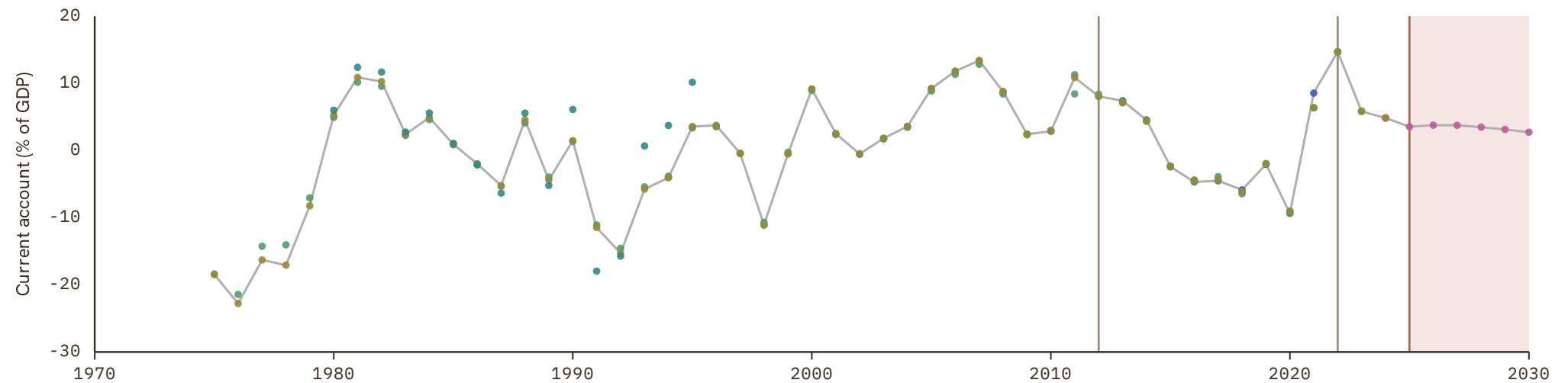
UNIT
in %

1 Source composition

SOURCE	CODE	TIME SPAN	NOTES
World Bank (2024)	WDI	1975 - 2012	Replacing using overlapping data in 2013.
Arab Monetary Fund (2024)	AMF	2013 - 2021	Baseline source, overlaps with anchor year 2018.
World Bank (2024)	WDI	2022 - 2024	Replacing using overlapping data in 2025.
International Monetary Fund (2025) (forecasts)	IMF WEO forecast	2025 - 2030	Replacing using overlapping data in 2031.

2 Harmonised series

GMD forecast
 — GMD estimate
 | Source change
 ● AMF
 ● IMF IFS
 ● IMF WEO
 ● IMF WEO forecast
 ● WDI
 ● WDI ARC



Bangladesh

COVERAGE
1970-2030

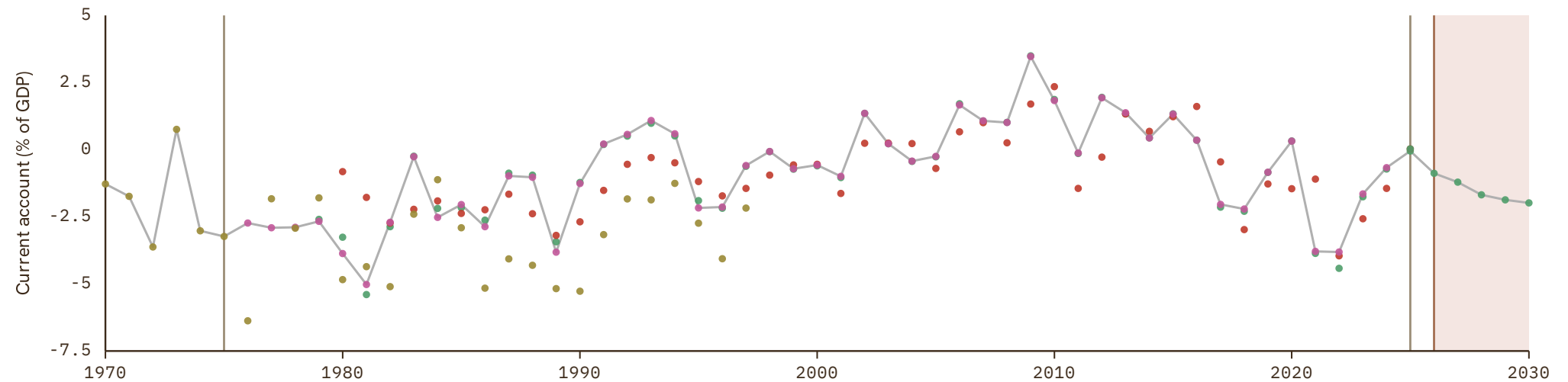
UNIT
in %

1 Source composition

SOURCE	CODE	TIME SPAN	NOTES
World Bank (1999)	WDI ARC	1970 - 1975	Replacing using overlapping data in 1976.
World Bank (2024)	WDI	1976 - 2024	Baseline source, overlaps with anchor year 2018.
International Monetary Fund (2025)	IMF IFS	2025 - 2025	Replacing using overlapping data in 2026.
International Monetary Fund (2025) (forecasts)	IMF WEO forecast	2026 - 2030	Replacing using overlapping data in 2031.

2 Harmonised series

■ GMD forecast
 — GMD estimate
 Source change
 ● IMF IFS
 ● IMF WEO
 ● IMF WEO forecast
 ● WDI
 ● WDI ARC



Barbados

COVERAGE
1967–2030

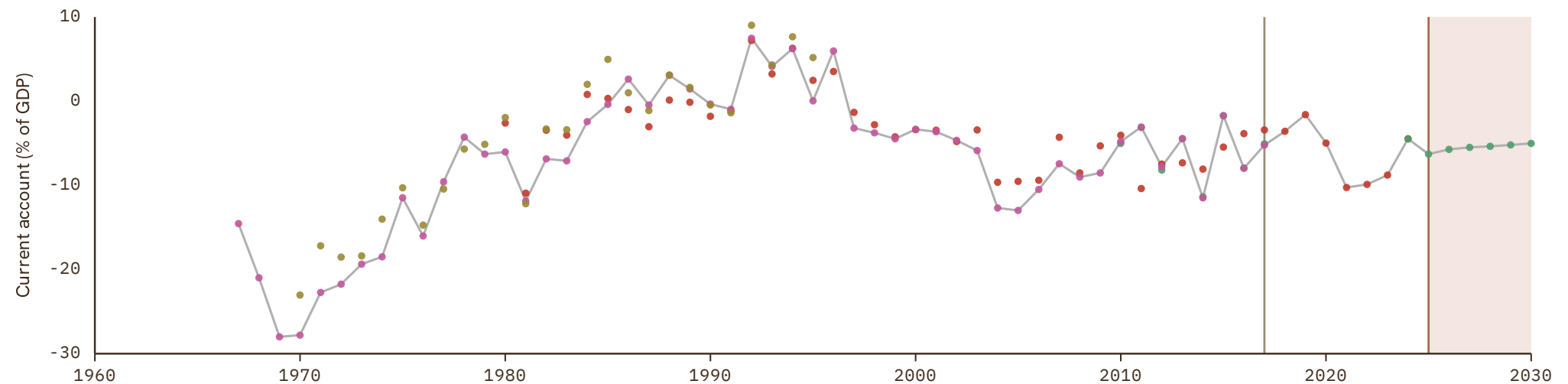
UNIT
in %

1 Source composition

SOURCE	CODE	TIME SPAN	NOTES
World Bank (2024)	WDI	1967 - 2017	Replacing using overlapping data in 2018.
International Monetary Fund (2025)	IMF WEO	2018 - 2024	Baseline source, overlaps with anchor year 2018.
International Monetary Fund (2025) (forecasts)	IMF WEO forecast	2025 - 2030	Replacing using overlapping data in 2031.

2 Harmonised series

■ GMD forecast
 — GMD estimate
 Source change
 ● IMF IFS
 ● IMF WEO
 ● IMF WEO forecast
 ● WDI
 ● WDI ARC



Belarus

COVERAGE
1992-2030

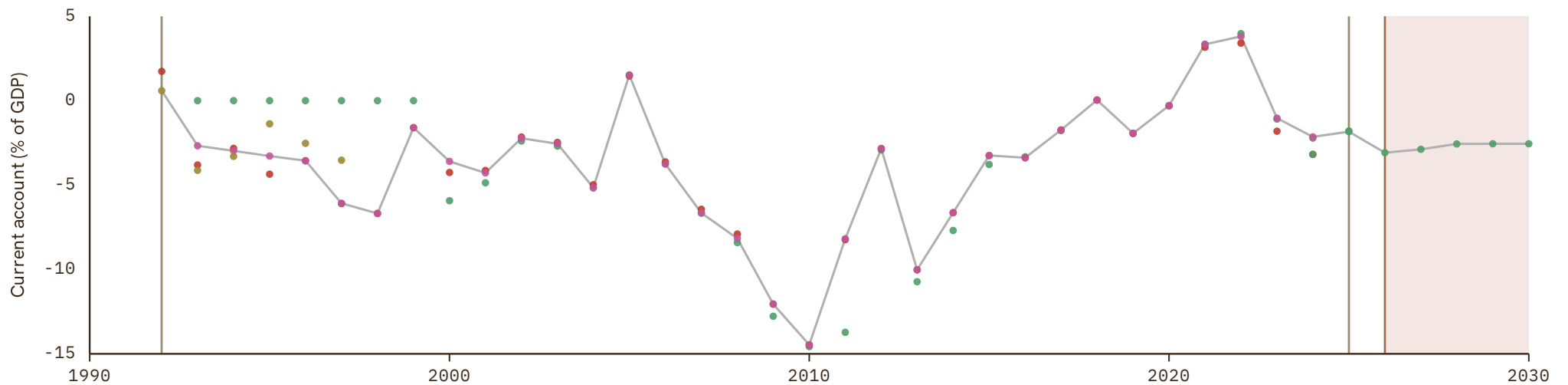
UNIT
in %

1 Source composition

SOURCE	CODE	TIME SPAN	NOTES
World Bank (1999)	WDI ARC	1992 - 1992	Replacing using overlapping data in 1993.
World Bank (2024)	WDI	1993 - 2024	Baseline source, overlaps with anchor year 2018.
International Monetary Fund (2025)	IMF IFS	2025 - 2025	Replacing using overlapping data in 2026.
International Monetary Fund (2025) (forecasts)	IMF WEO forecast	2026 - 2030	Replacing using overlapping data in 2031.

2 Harmonised series

GMD forecast
 — GMD estimate
 | Source change
 ● IMF IFS
 ● IMF WEO
 ● IMF WEO forecast
 ● WDI
 ● WDI ARC



Belgium

COVERAGE
1870–2030

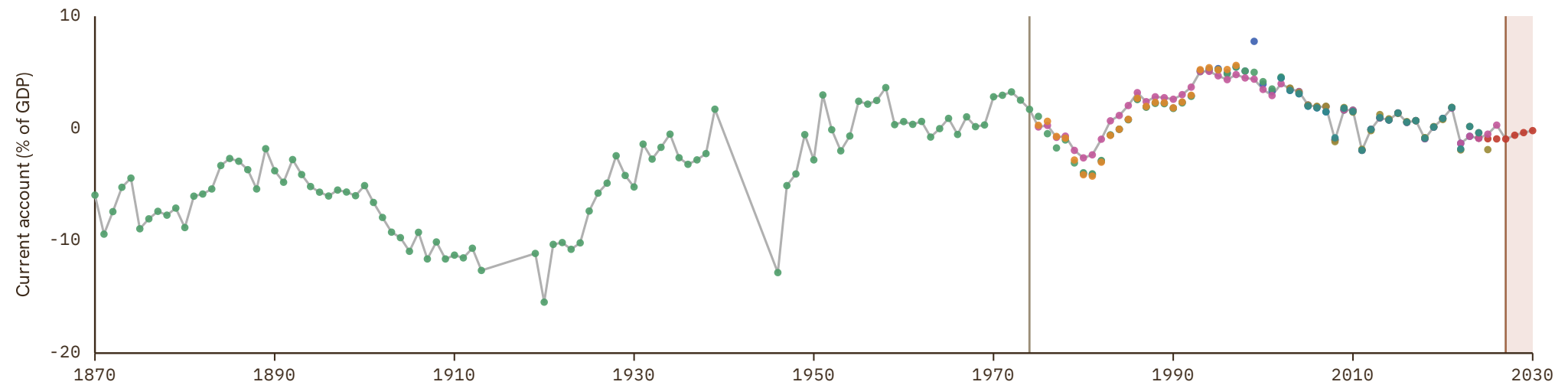
UNIT
in %

1 Source composition

SOURCE	CODE	TIME SPAN	NOTES
Jordá et al. (2017)	JST	1870 - 1974	Replacing using overlapping data in 1975.
OECD (2024)	OECD EO	1975 - 2026	Baseline source, overlaps with anchor year 2018.
International Monetary Fund (2025) (forecasts)	IMF WEO forecast	2027 - 2030	Replacing using overlapping data in 2031.

2 Harmonised series

GMD forecast
 — GMD estimate
 | Source change
 ● IMF WEO
 ● IMF WEO forecast
 ● JST
 ● OECD EO
 ● OECD KEI
 ● WDI
 ● WDI ARC



Belize

COVERAGE
1980-2030

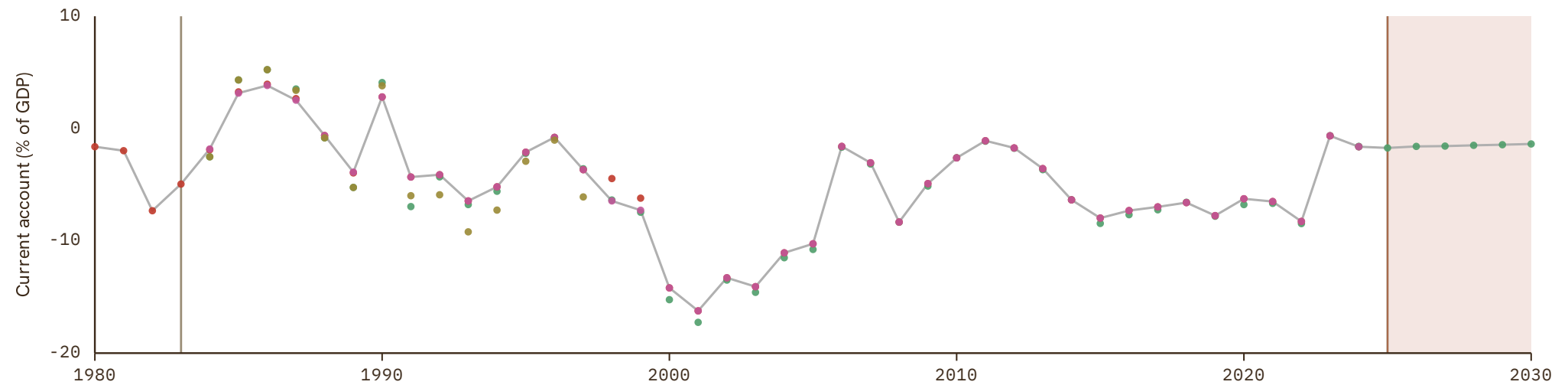
UNIT
in %

1 Source composition

SOURCE	CODE	TIME SPAN	NOTES
International Monetary Fund (2025)	IMF WEO	1980 - 1983	Replacing using overlapping data in 1984.
World Bank (2024)	WDI	1984 - 2024	Baseline source, overlaps with anchor year 2018.
International Monetary Fund (2025) (forecasts)	IMF WEO forecast	2025 - 2030	Replacing using overlapping data in 2031.

2 Harmonised series

■ GMD forecast
 — GMD estimate
 Source change
 ● IMF IFS
 ● IMF WEO
 ● IMF WEO forecast
 ● WDI
 ● WDI ARC



Benin

COVERAGE
1967-2030

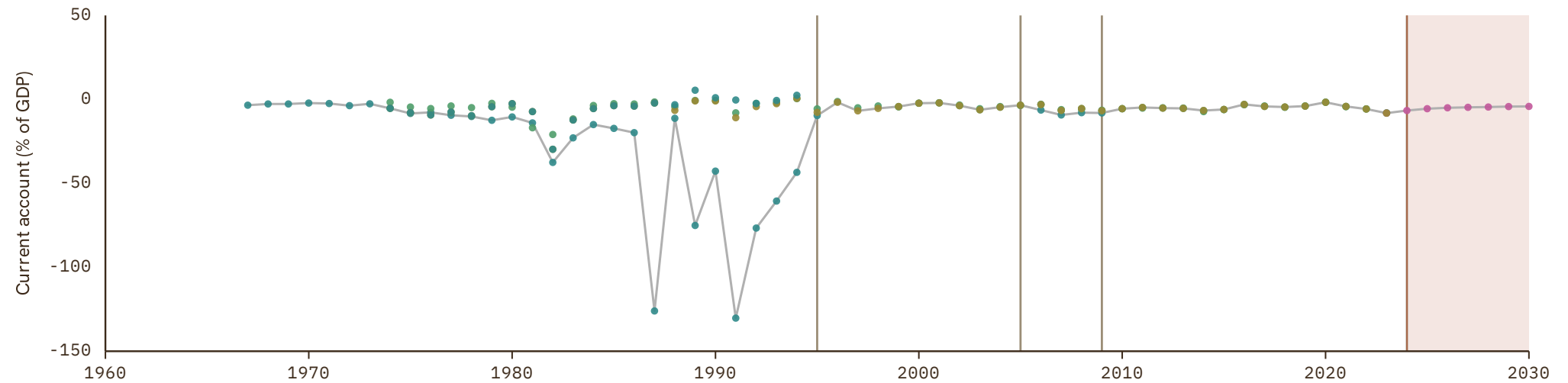
UNIT
in %

1 Source composition

SOURCE	CODE	TIME SPAN	NOTES
BCEAO (2024)	BCEAO	1967 - 1995	Replacing using overlapping data in 1996.
World Bank (2024)	WDI	1996 - 2005	Replacing using overlapping data in 2006.
BCEAO (2024)	BCEAO	2006 - 2009	Replacing using overlapping data in 2010.
World Bank (2024)	WDI	2010 - 2023	Baseline source, overlaps with anchor year 2018.
International Monetary Fund (2025) (forecasts)	IMF WEO forecast	2024 - 2030	Replacing using overlapping data in 2031.

2 Harmonised series

█ GMD forecast
 — GMD estimate
 | Source change
 ● BCEAO
 ● IMF IFS
 ● IMF WEO
 ● IMF WEO forecast
 ● WDI
 ● WDI ARC



Bermuda

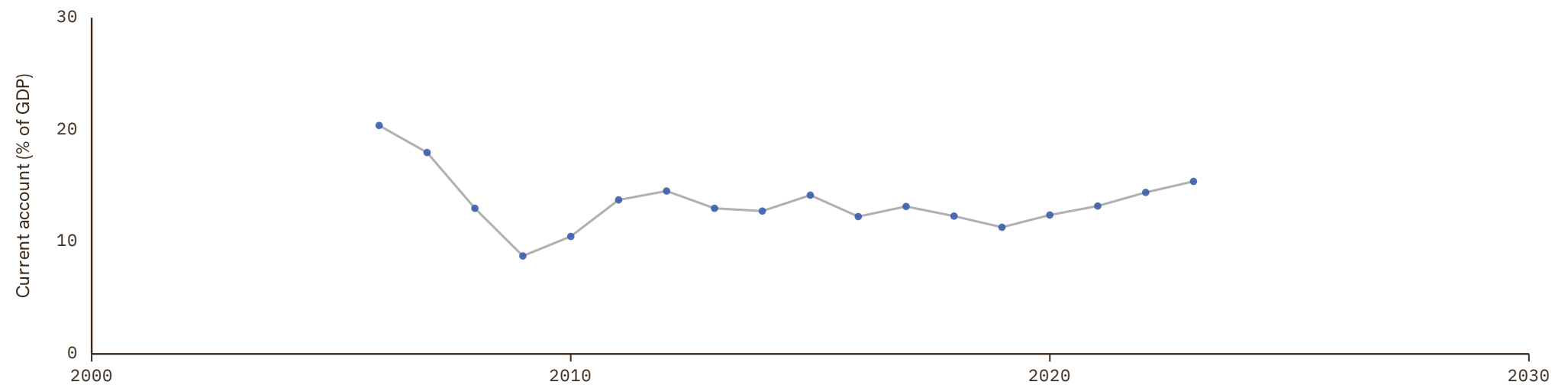
COVERAGE
2006–2023UNIT
in %

1 Source composition

SOURCE	CODE	TIME SPAN	NOTES
World Bank (2024)	WDI	2006 - 2023	Baseline source, overlaps with anchor year 2018.

2 Harmonised series

— GMD estimate ● WDI



Bhutan

COVERAGE
1980-2030

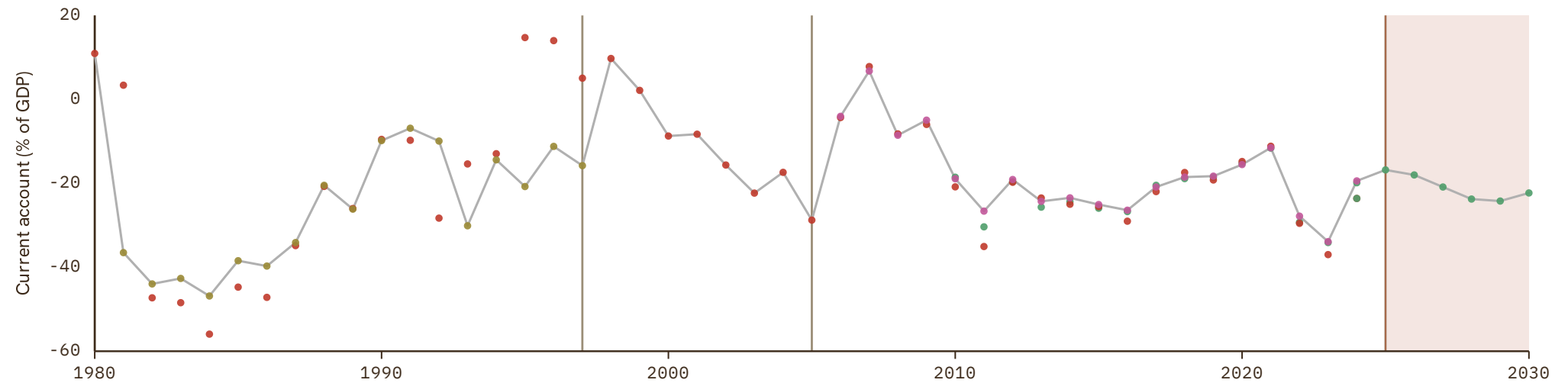
UNIT
in %

1 Source composition

SOURCE	CODE	TIME SPAN	NOTES
International Monetary Fund (2025)	IMF WEO	1980 - 1980	Replacing using overlapping data in 1981.
World Bank (1999)	WDI ARC	1981 - 1997	Replacing using overlapping data in 1998.
International Monetary Fund (2025)	IMF WEO	1998 - 2005	Replacing using overlapping data in 2006.
World Bank (2024)	WDI	2006 - 2024	Baseline source, overlaps with anchor year 2018.
International Monetary Fund (2025) (forecasts)	IMF WEO forecast	2025 - 2030	Replacing using overlapping data in 2031.

2 Harmonised series

■ GMD forecast
 — GMD estimate
 Source change
 ● IMF IFS
 ● IMF WEO
 ● IMF WEO forecast
 ● WDI
 ● WDI ARC



Bolivia

COVERAGE
1976-2025

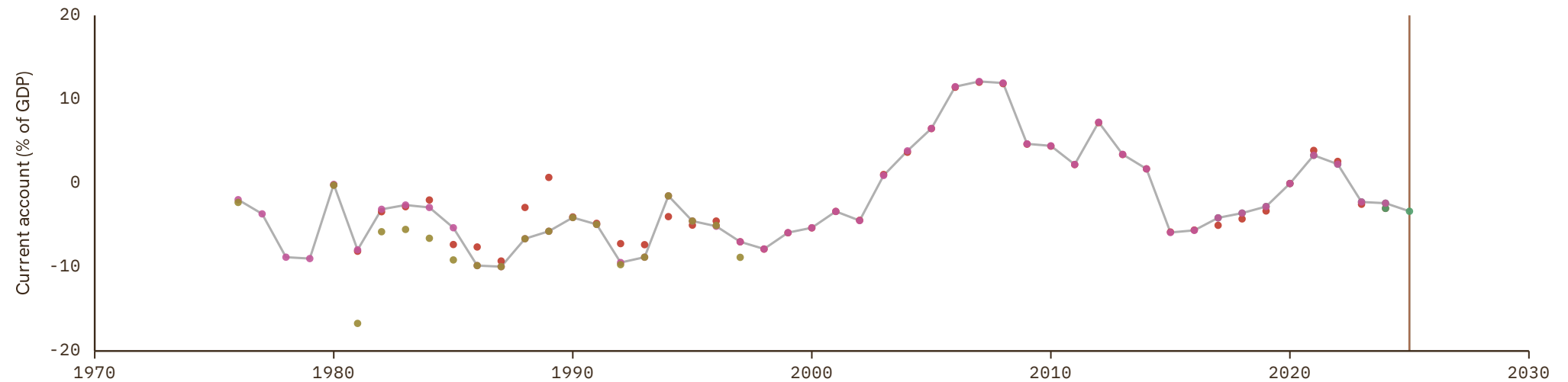
UNIT
in %

1 Source composition

SOURCE	CODE	TIME SPAN	NOTES
World Bank (2024)	WDI	1976 - 2024	Baseline source, overlaps with anchor year 2018.
International Monetary Fund (2025) (forecasts)	IMF WEO forecast	2025 - 2025	Replacing using overlapping data in 2026.

2 Harmonised series

█ GMD forecast
 — GMD estimate
 | Source change
 ● IMF IFS
 ● IMF WEO
 ● IMF WEO forecast
 ● WDI
 ● WDI ARC



Bosnia and Herzegovina

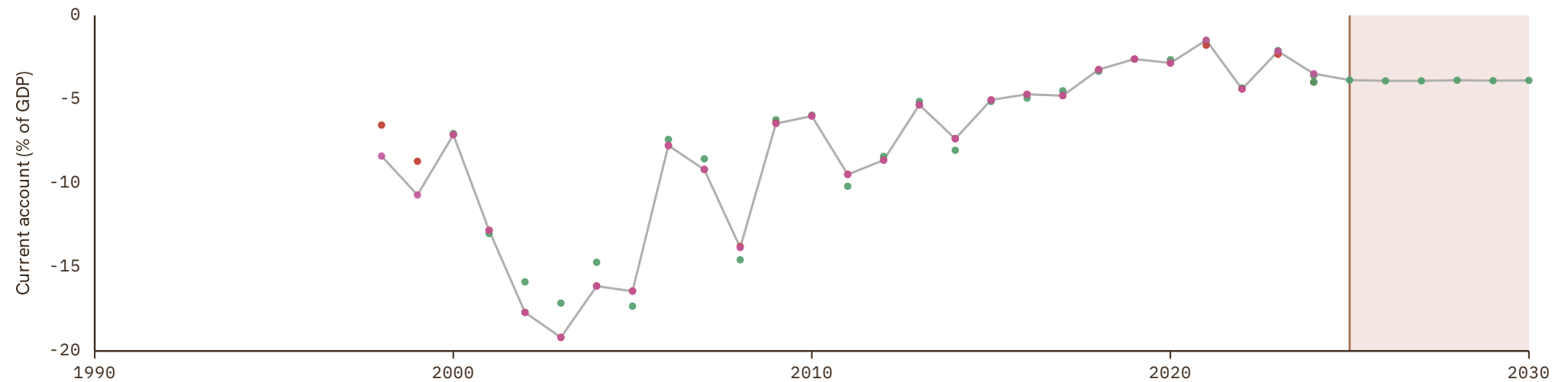
COVERAGE | UNIT
1998-2030 | in %

1 Source composition

SOURCE	CODE	TIME SPAN	NOTES
World Bank (2024)	WDI	1998 - 2024	Baseline source, overlaps with anchor year 2018.
International Monetary Fund (2025) (forecasts)	IMF WEO forecast	2025 - 2030	Replacing using overlapping data in 2031.

2 Harmonised series

GMD forecast
 — GMD estimate
 | Source change
 ● IMF IFS
 ● IMF WEO
 ● IMF WEO forecast
 ● WDI



Botswana

COVERAGE
1975-2030

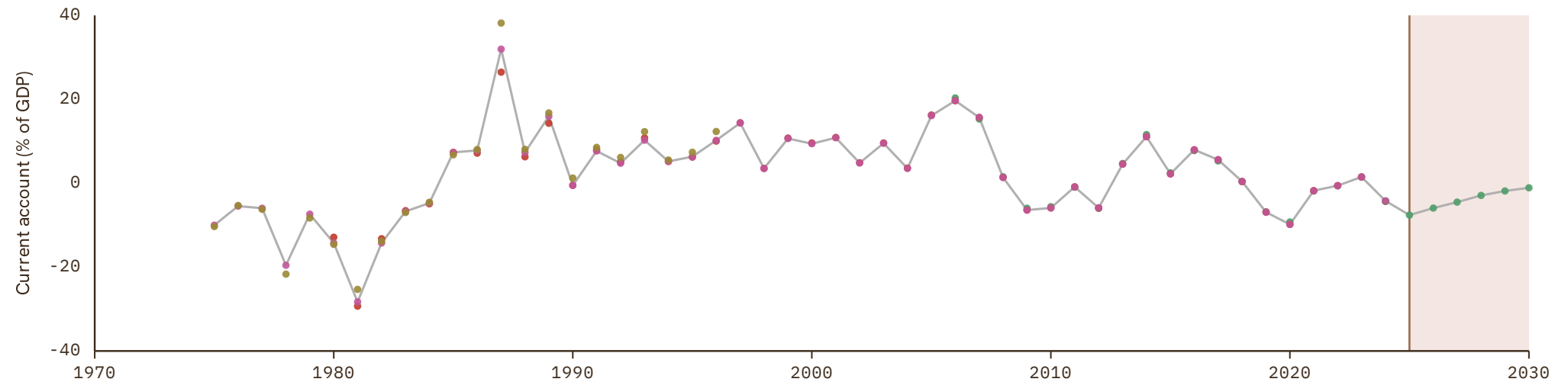
UNIT
in %

1 Source composition

SOURCE	CODE	TIME SPAN	NOTES
World Bank (2024)	WDI	1975 - 2024	Baseline source, overlaps with anchor year 2018.
International Monetary Fund (2025) (forecasts)	IMF WEO forecast	2025 - 2030	Replacing using overlapping data in 2031.

2 Harmonised series

GMD forecast
 — GMD estimate
 | Source change
 ● IMF IFS
 ● IMF WEO
 ● IMF WEO forecast
 ● WDI
 ● WDI ARC



Brazil

COVERAGE
1947-2030

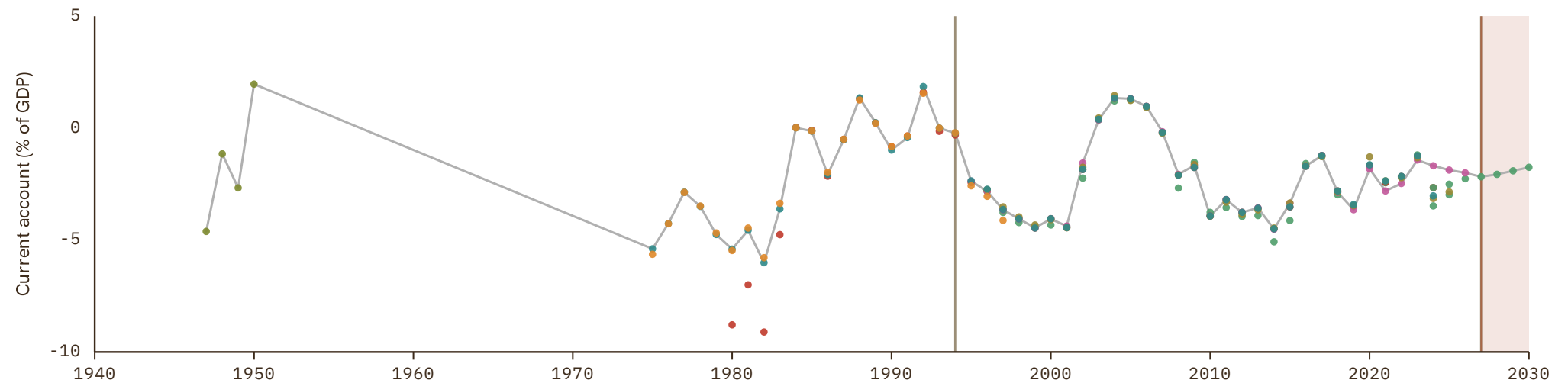
UNIT
in %

1 Source composition

SOURCE	CODE	TIME SPAN	NOTES
Brian Mitchell (2013)	Mitchell	1947 - 1974	Replacing using overlapping data in 1975.
World Bank (2024)	WDI	1975 - 1994	Replacing using overlapping data in 1995.
OECD (2024)	OECD EO	1995 - 2026	Baseline source, overlaps with anchor year 2018.
International Monetary Fund (2025) (forecasts)	IMF WEO forecast	2027 - 2030	Replacing using overlapping data in 2031.

2 Harmonised series

GMD forecast
 — GMD estimate
| Source change
● IMF IFS
● IMF WEO
● IMF WEO forecast
● OECD EO
● OECD KEI
● WDI
● WDI ARC
● Mitchell



Brunei

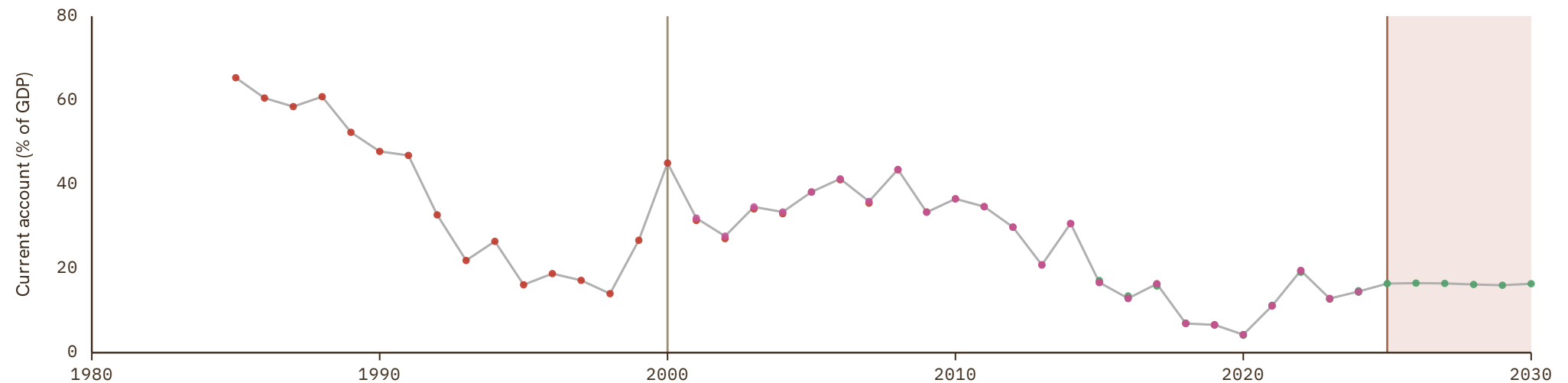
COVERAGE
1985–2030UNIT
in %

1 Source composition

SOURCE	CODE	TIME SPAN	NOTES
International Monetary Fund (2025)	IMF WEO	1985 - 2000	Replacing using overlapping data in 2001.
World Bank (2024)	WDI	2001 - 2024	Baseline source, overlaps with anchor year 2018.
International Monetary Fund (2025) (forecasts)	IMF WEO forecast	2025 - 2030	Replacing using overlapping data in 2031.

2 Harmonised series

■ GMD forecast
 — GMD estimate
 | Source change
 ● IMF IFS
 ● IMF WEO
 ● IMF WEO forecast
 ● WDI



Bulgaria

COVERAGE
1924-2030

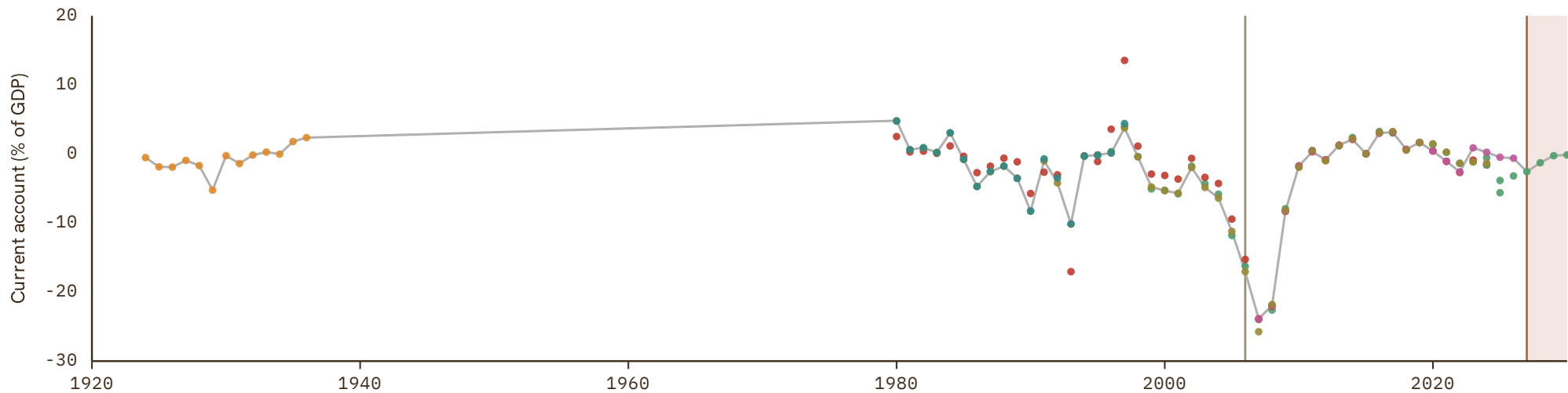
UNIT
in %

1 Source composition

SOURCE	CODE	TIME SPAN	NOTES
Brian Mitchell (2013)	Mitchell	1924 - 1979	Replacing using overlapping data in 1980.
World Bank (2024)	WDI	1980 - 2006	Replacing using overlapping data in 2007.
OECD (2024)	OECD EO	2007 - 2026	Baseline source, overlaps with anchor year 2018.
International Monetary Fund (2025) (forecasts)	IMF WEO forecast	2027 - 2030	Replacing using overlapping data in 2031.

2 Harmonised series

■ GMD forecast
 — GMD estimate
 Source change
 ● IMF IFS
 ● IMF WEO
 ● IMF WEO forecast
 ● OECD EO
 ● WDI
 ● WDI ARC
 ● Mitchell



Burkina Faso

COVERAGE

1968–2030

UNIT

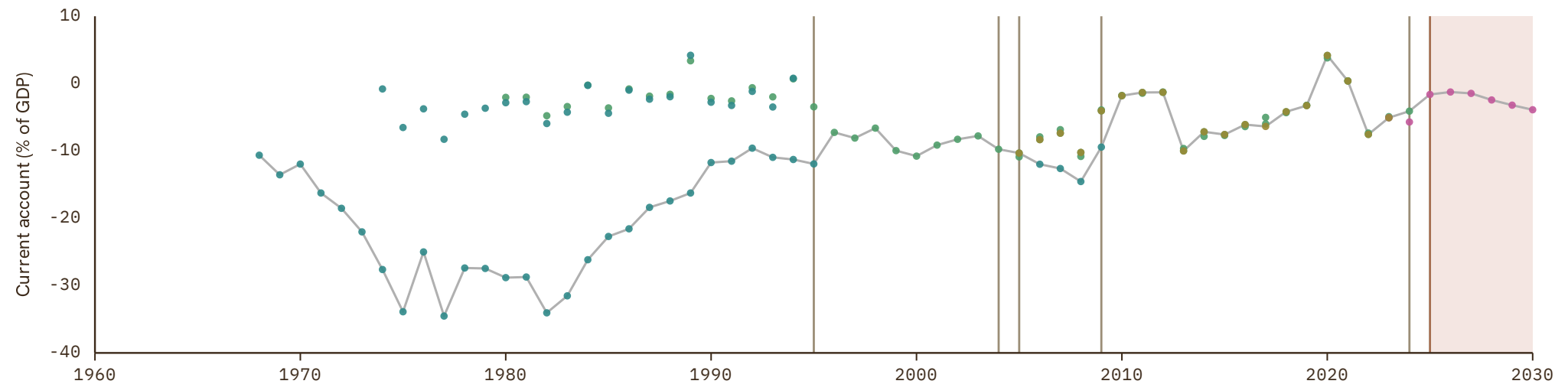
in %

1 Source composition

SOURCE	CODE	TIME SPAN	NOTES
BCEAO (2024)	BCEAO	1968 - 1995	Replacing using overlapping data in 1996.
International Monetary Fund (2025)	IMF WEO	1996 - 2004	Replacing using overlapping data in 2005.
World Bank (2024)	WDI	2005 - 2005	Replacing using overlapping data in 2006.
BCEAO (2024)	BCEAO	2006 - 2009	Replacing using overlapping data in 2010.
World Bank (2024)	WDI	2010 - 2023	Baseline source, overlaps with anchor year 2018.
International Monetary Fund (2025)	IMF IFS	2024 - 2024	Replacing using overlapping data in 2025.
International Monetary Fund (2025) (forecasts)	IMF WEO forecast	2025 - 2030	Replacing using overlapping data in 2031.

2 Harmonised series

GMD forecast
 — GMD estimate
 | Source change
 ● BCEAO
 ● IMF IFS
 ● IMF WEO
 ● IMF WEO forecast
 ● WDI
 ● WDI ARC



Burundi

COVERAGE
1980-2030

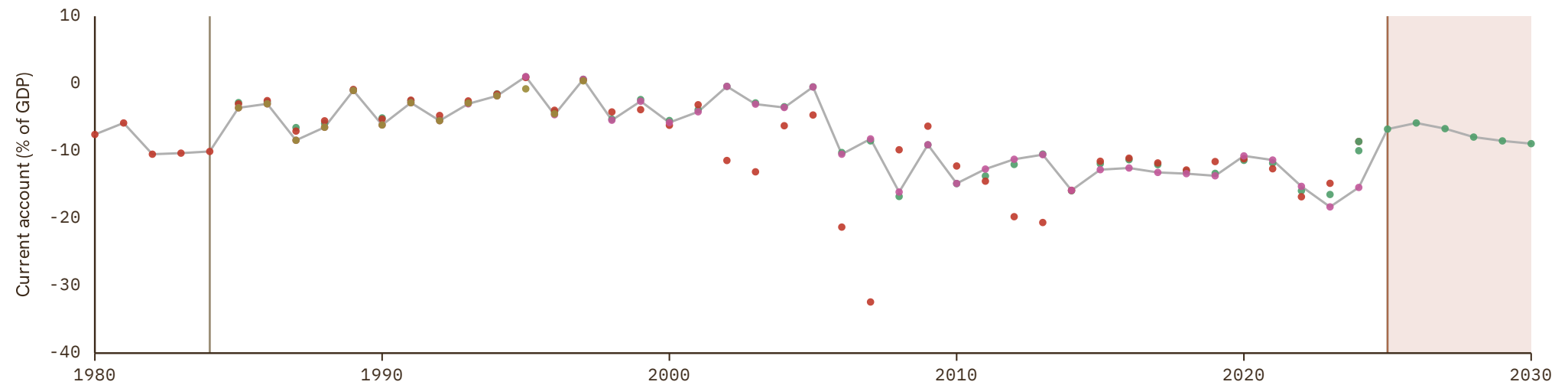
UNIT
in %

1 Source composition

SOURCE	CODE	TIME SPAN	NOTES
International Monetary Fund (2025)	IMF WEO	1980 - 1984	Replacing using overlapping data in 1985.
World Bank (2024)	WDI	1985 - 2024	Baseline source, overlaps with anchor year 2018.
International Monetary Fund (2025) (forecasts)	IMF WEO forecast	2025 - 2030	Replacing using overlapping data in 2031.

2 Harmonised series

■ GMD forecast
 — GMD estimate
 Source change
 ● IMF IFS
 ● IMF WEO
 ● IMF WEO forecast
 ● WDI
 ● WDI ARC



Cambodia

COVERAGE
1992-2030

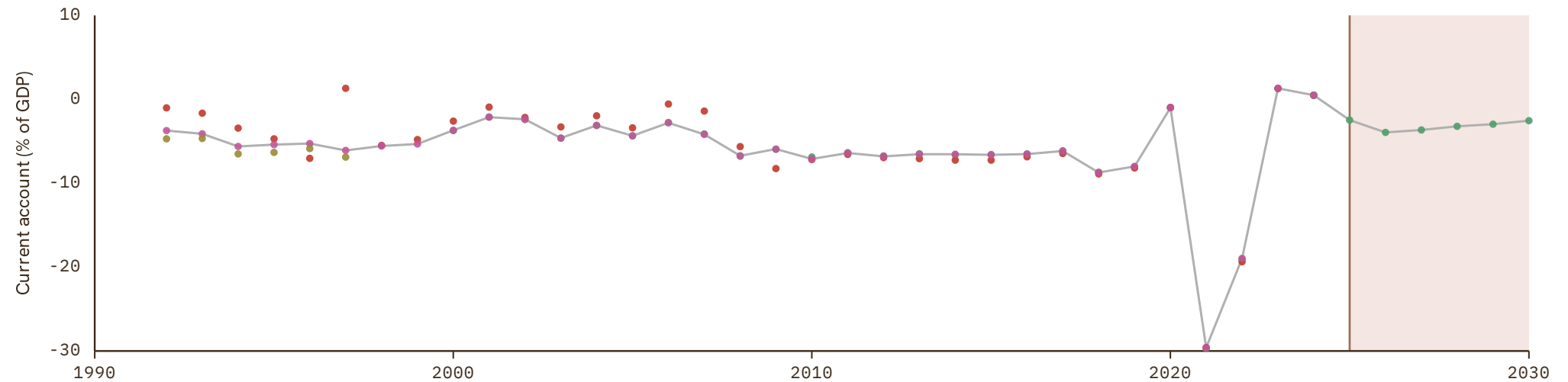
UNIT
in %

1 Source composition

SOURCE	CODE	TIME SPAN	NOTES
World Bank (2024)	WDI	1992 - 2024	Baseline source, overlaps with anchor year 2018.
International Monetary Fund (2025) (forecasts)	IMF WEO forecast	2025 - 2030	Replacing using overlapping data in 2031.

2 Harmonised series

GMD forecast
 — GMD estimate
 | Source change
 ● IMF IFS
 ● IMF WEO
 ● IMF WEO forecast
 ● WDI
 ● WDI ARC



Cameroon

COVERAGE
1970-2030

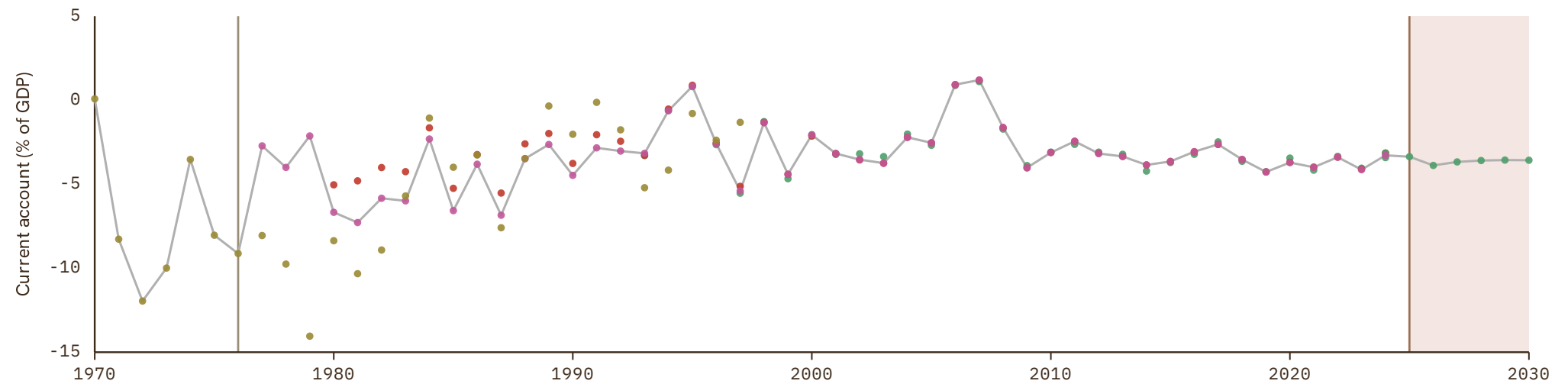
UNIT
in %

1 Source composition

SOURCE	CODE	TIME SPAN	NOTES
World Bank (1999)	WDI ARC	1970 - 1976	Replacing using overlapping data in 1977.
World Bank (2024)	WDI	1977 - 2024	Baseline source, overlaps with anchor year 2018.
International Monetary Fund (2025) (forecasts)	IMF WEO forecast	2025 - 2030	Replacing using overlapping data in 2031.

2 Harmonised series

■ GMD forecast
 — GMD estimate
 Source change
 ● IMF IFS
 ● IMF WEO
 ● IMF WEO forecast
 ● WDI
 ● WDI ARC



Canada

COVERAGE
1870–2030

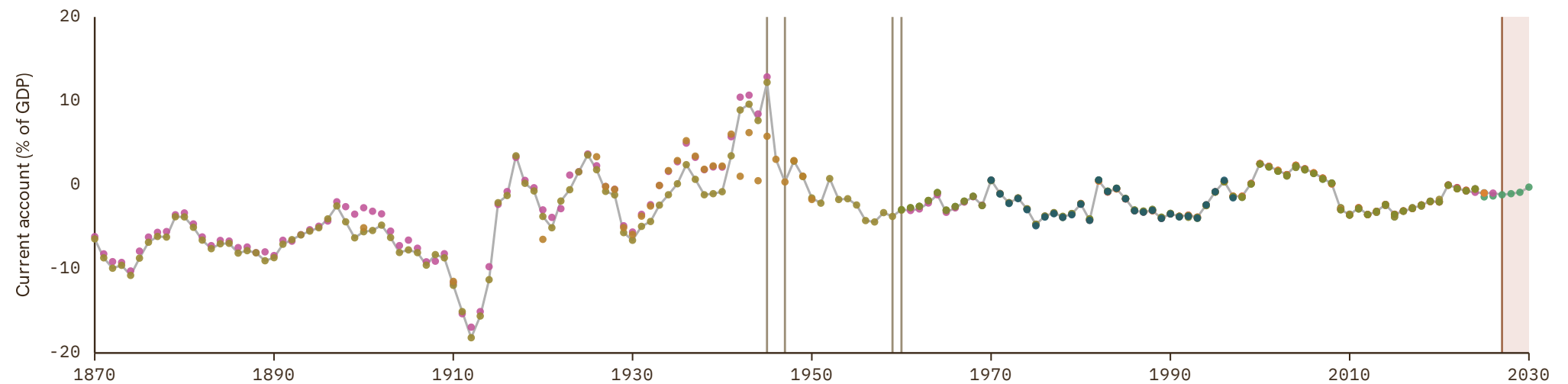
UNIT
in %

1 Source composition

SOURCE	CODE	TIME SPAN	NOTES
Jordá et al. (2017)	JST	1870 - 1945	Replacing using overlapping data in 1946.
Brian Mitchell (2013)	Mitchell	1946 - 1947	Replacing using overlapping data in 1948.
Jordá et al. (2017)	JST	1948 - 1959	Replacing using overlapping data in 1960.
World Bank (2024)	WDI	1960 - 1960	Replacing using overlapping data in 1961.
OECD (2024)	OECD EO	1961 - 2026	Baseline source, overlaps with anchor year 2018.
International Monetary Fund (2025) (forecasts)	IMF WEO forecast	2027 - 2030	Replacing using overlapping data in 2031.

2 Harmonised series

■ GMD forecast
 — GMD estimate
 Source change
 ● IMF IFS
 ● IMF WEO
 ● IMF WEO forecast
 ● JO
 ● JST
 ● OECD EO
 ● OECD KEI
 ● WDI
 ● WDI ARC
 ● Mitchell



Cape Verde

COVERAGE
1980-2030

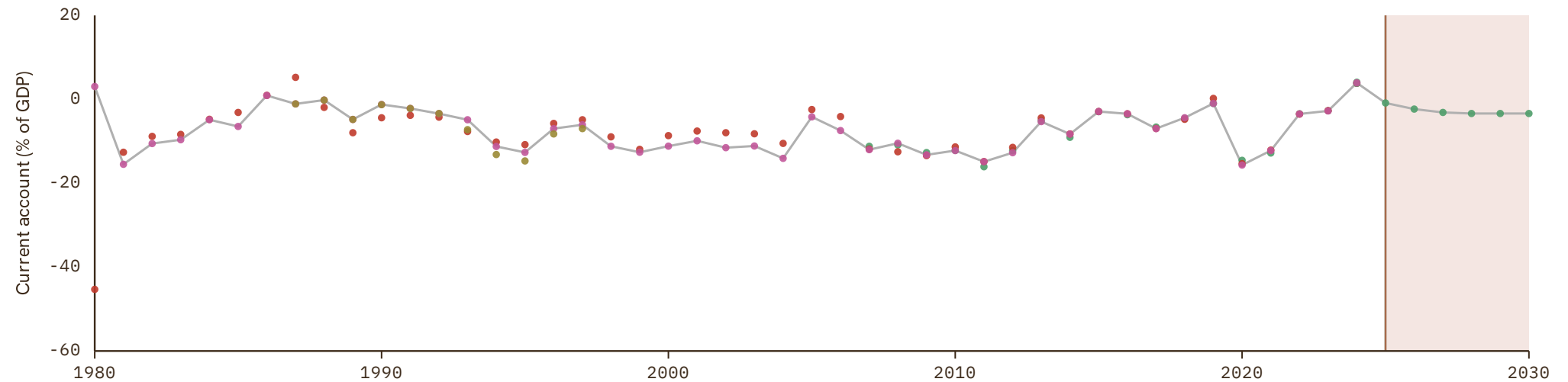
UNIT
in %

1 Source composition

SOURCE	CODE	TIME SPAN	NOTES
World Bank (2024)	WDI	1980 - 2024	Baseline source, overlaps with anchor year 2018.
International Monetary Fund (2025) (forecasts)	IMF WEO forecast	2025 - 2030	Replacing using overlapping data in 2031.

2 Harmonised series

GMD forecast
 — GMD estimate
 | Source change
 ● IMF IFS
 ● IMF WEO
 ● IMF WEO forecast
 ● WDI
 ● WDI ARC



Central African Republic

COVERAGE
1977-2030

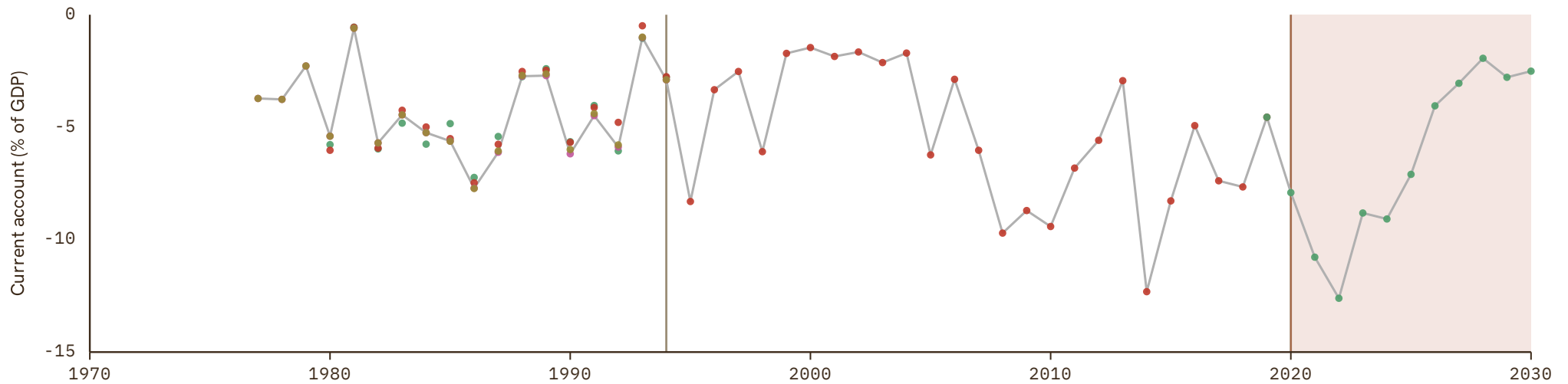
UNIT
in %

1 Source composition

SOURCE	CODE	TIME SPAN	NOTES
World Bank (2024)	WDI	1977 - 1994	Replacing using overlapping data in 1995.
International Monetary Fund (2025)	IMF WEO	1995 - 2019	Baseline source, overlaps with anchor year 2018.
International Monetary Fund (2025) (forecasts)	IMF WEO forecast	2020 - 2030	Replacing using overlapping data in 2031.

2 Harmonised series

■ GMD forecast
 — GMD estimate
 Source change
 ● IMF IFS
 ● IMF WEO
 ● IMF WEO forecast
 ● WDI
 ● WDI ARC



Chad

COVERAGE
1977-2030

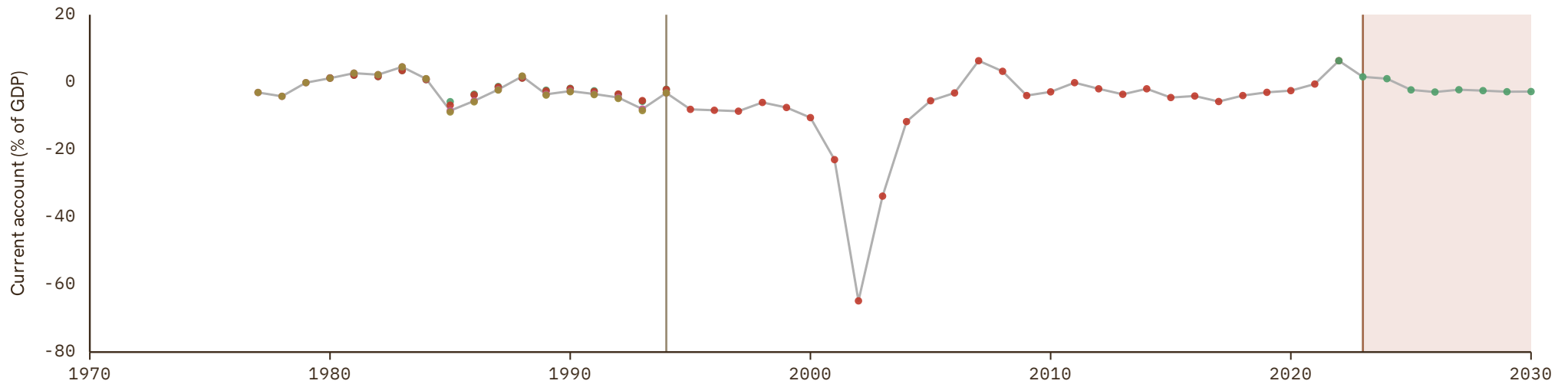
UNIT
in %

1 Source composition

SOURCE	CODE	TIME SPAN	NOTES
World Bank (2024)	WDI	1977 - 1994	Replacing using overlapping data in 1995.
International Monetary Fund (2025)	IMF WEO	1995 - 2022	Baseline source, overlaps with anchor year 2018.
International Monetary Fund (2025) (forecasts)	IMF WEO forecast	2023 - 2030	Replacing using overlapping data in 2031.

2 Harmonised series

■ GMD forecast
 — GMD estimate
 Source change
 ● IMF IFS
 ● IMF WEO
 ● IMF WEO forecast
 ● WDI
 ● WDI ARC



Chile

COVERAGE
1975-2030

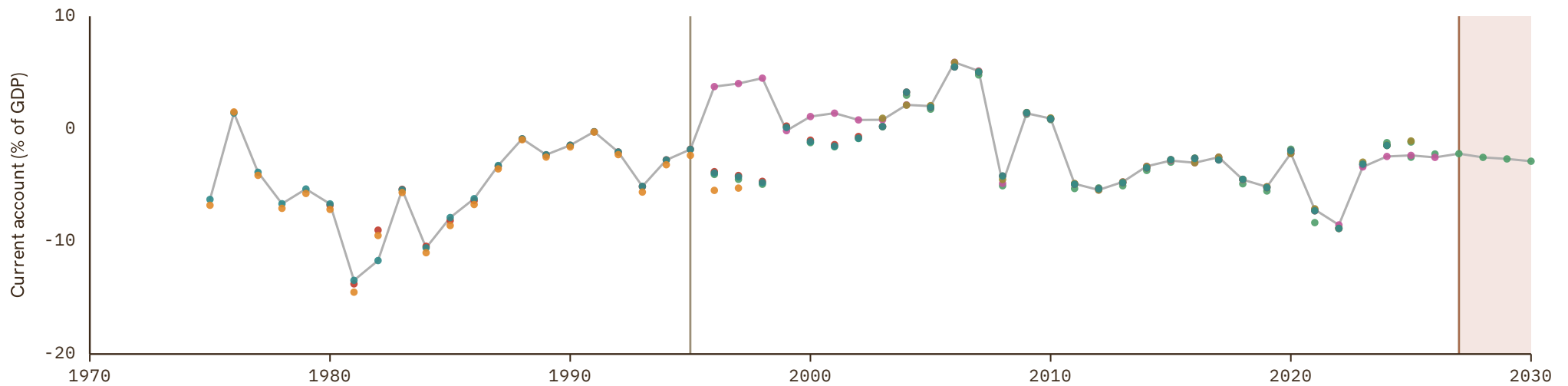
UNIT
in %

1 Source composition

SOURCE	CODE	TIME SPAN	NOTES
World Bank (2024)	WDI	1975 - 1995	Replacing using overlapping data in 1996.
OECD (2024)	OECD EO	1996 - 2026	Baseline source, overlaps with anchor year 2018.
International Monetary Fund (2025) (forecasts)	IMF WEO forecast	2027 - 2030	Replacing using overlapping data in 2031.

2 Harmonised series

GMD forecast
 — GMD estimate
 | Source change
 ● IMF IFS
 ● IMF WEO
 ● IMF WEO forecast
 ● OECD EO
 ● OECD KEI
 ● WDI
 ● WDI ARC



China

COVERAGE
1982-2030

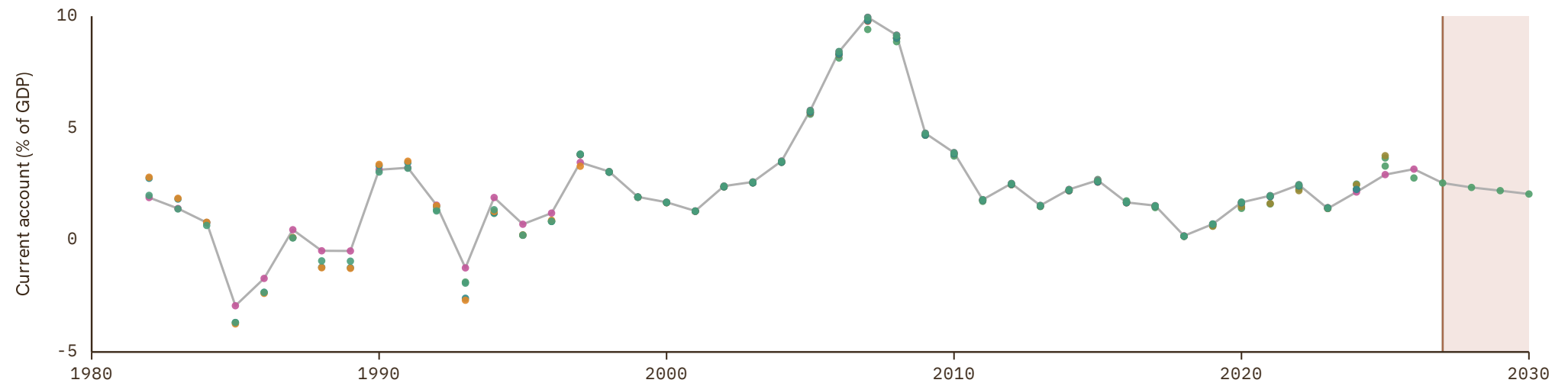
UNIT
in %

1 Source composition

SOURCE	CODE	TIME SPAN	NOTES
OECD (2024)	OECD EO	1982 - 2026	Baseline source, overlaps with anchor year 2018.
International Monetary Fund (2025) (forecasts)	IMF WEO forecast	2027 - 2030	Replacing using overlapping data in 2031.

2 Harmonised series

GMD forecast
 — GMD estimate
 | Source change
 ● IMF IFS
 ● IMF WEO
 ● IMF WEO forecast
 ● OECD EO
 ● OECD KEI
 ● WDI
 ● WDI ARC
 ● CS1



Colombia

COVERAGE
1946-2030

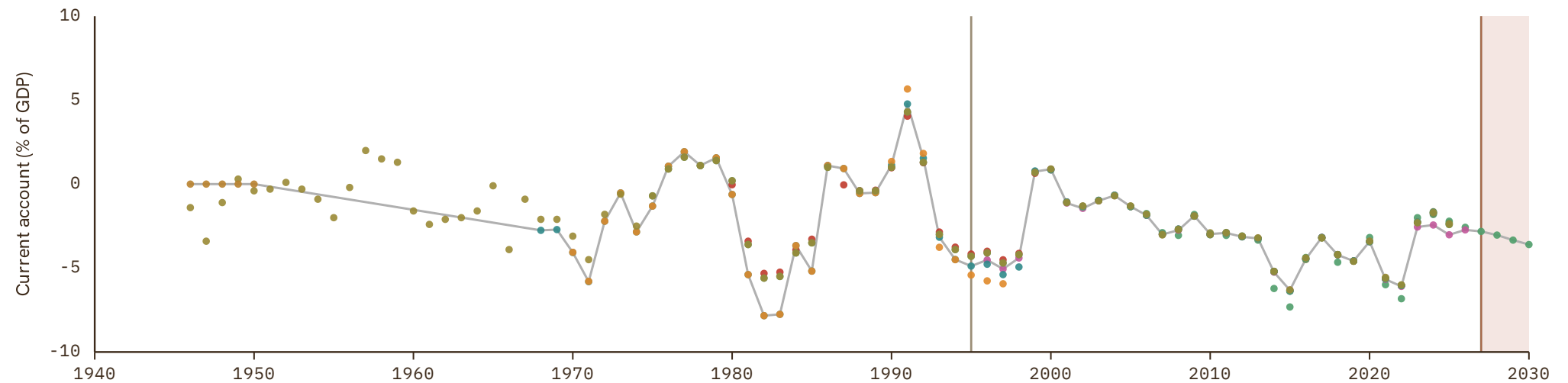
UNIT
in %

1 Source composition

SOURCE	CODE	TIME SPAN	NOTES
Brian Mitchell (2013)	Mitchell	1946 - 1967	Replacing using overlapping data in 1968.
World Bank (2024)	WDI	1968 - 1995	Replacing using overlapping data in 1996.
OECD (2024)	OECD EO	1996 - 2026	Baseline source, overlaps with anchor year 2018.
International Monetary Fund (2025) (forecasts)	IMF WEO forecast	2027 - 2030	Replacing using overlapping data in 2031.

2 Harmonised series

GMD forecast
 — GMD estimate
| Source change
● IMF IFS
● IMF WEO
● IMF WEO forecast
● OECD EO
● OECD KEI
● WDI
● WDI ARC
● CS1
● CS2
● Mitchell



Costa Rica

COVERAGE
1950–2030

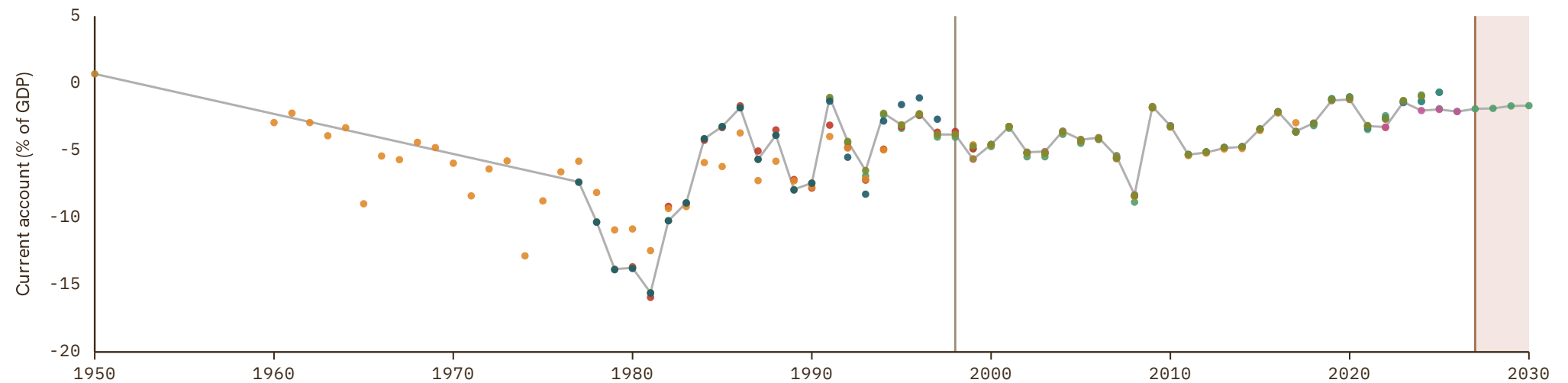
UNIT
in %

1 Source composition

SOURCE	CODE	TIME SPAN	NOTES
Brian Mitchell (2013)	Mitchell	1950 - 1976	Replacing using overlapping data in 1977.
World Bank (2024)	WDI	1977 - 1998	Replacing using overlapping data in 1999.
OECD (2024)	OECD EO	1999 - 2026	Baseline source, overlaps with anchor year 2018.
International Monetary Fund (2025) (forecasts)	IMF WEO forecast	2027 - 2030	Replacing using overlapping data in 2031.

2 Harmonised series

■ GMD forecast
 — GMD estimate
 Source change
 ● IMF IFS
 ● IMF WEO
 ● IMF WEO forecast
 ● OECD EO
 ● OECD KEI
 ● SECMCA
 ● SECMCA HIST
 ● WDI
 ● WDI ARC
 ● Mitchell



Croatia

COVERAGE
1992-2030

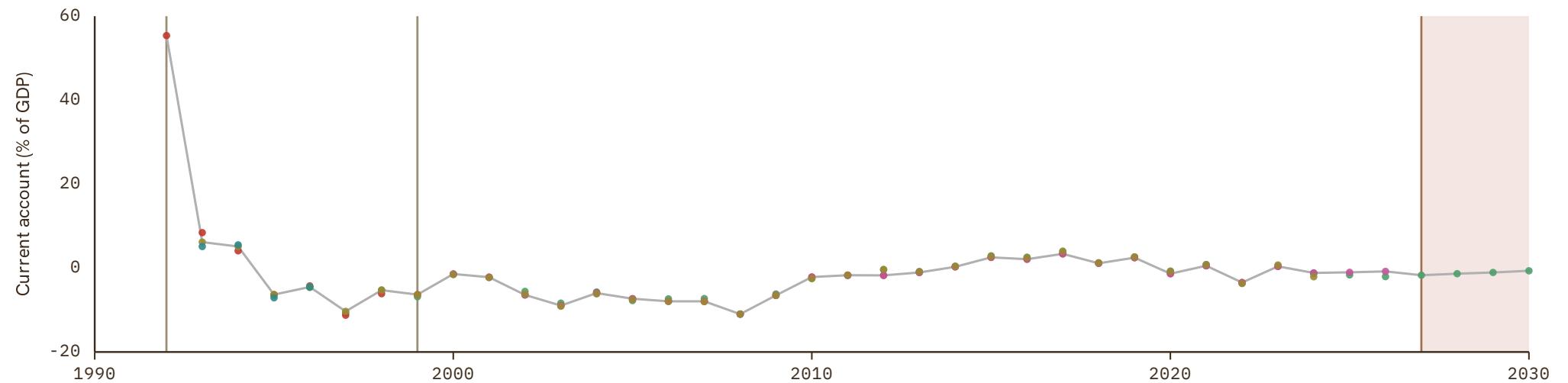
UNIT
in %

1 Source composition

SOURCE	CODE	TIME SPAN	NOTES
International Monetary Fund (2025)	IMF WEO	1992 - 1992	Replacing using overlapping data in 1993.
World Bank (2024)	WDI	1993 - 1999	Replacing using overlapping data in 2000.
OECD (2024)	OECD EO	2000 - 2026	Baseline source, overlaps with anchor year 2018.
International Monetary Fund (2025) (forecasts)	IMF WEO forecast	2027 - 2030	Replacing using overlapping data in 2031.

2 Harmonised series

■ GMD forecast
 — GMD estimate
 | Source change
 ● IMF IFS
 ● IMF WEO
 ● IMF WEO forecast
 ● OECD EO
 ● WDI
 ● WDI ARC



Cuba

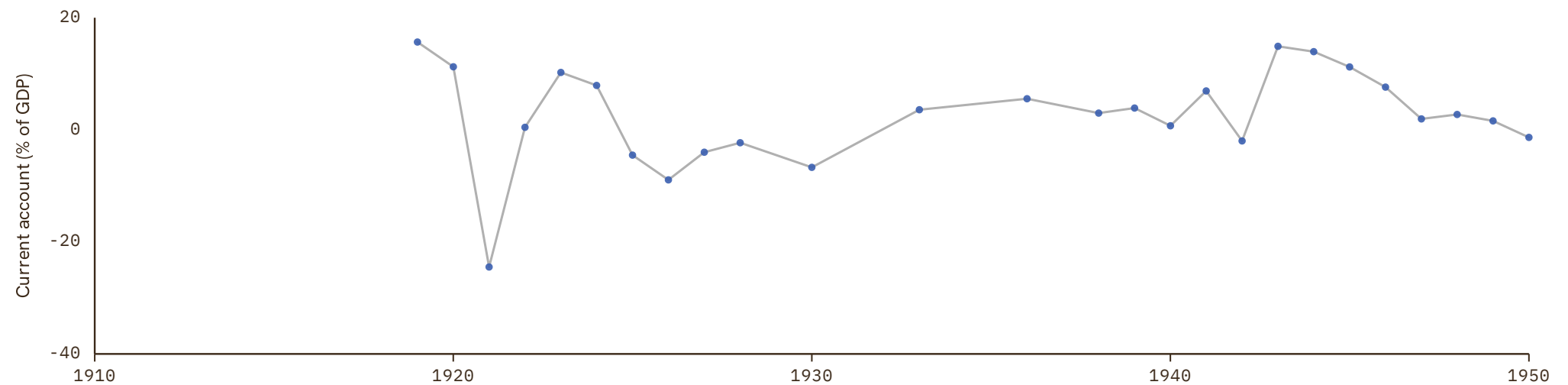
COVERAGE
1919–1950UNIT
in %

1 Source composition

SOURCE	CODE	TIME SPAN	NOTES
Brian Mitchell (2013)	Mitchell	1919 - 1950	Replacing using overlapping data in 1951.

2 Harmonised series

— GMD estimate ● Mitchell



Cyprus

COVERAGE | UNIT
1976-2030 | in %

1 Source composition

SOURCE	CODE	TIME SPAN	NOTES
World Bank (2024)	WDI	1976 - 2024	Baseline source, overlaps with anchor year 2018.
International Monetary Fund (2025) (forecasts)	IMF WEO forecast	2025 - 2030	Replacing using overlapping data in 2031.

2 Harmonised series

GMD forecast
 — GMD estimate
 | Source change
 ● IMF IFS
 ● IMF WEO
 ● IMF WEO forecast
 ● WDI
 ● WDI ARC



Czech Republic

COVERAGE
1993–2030

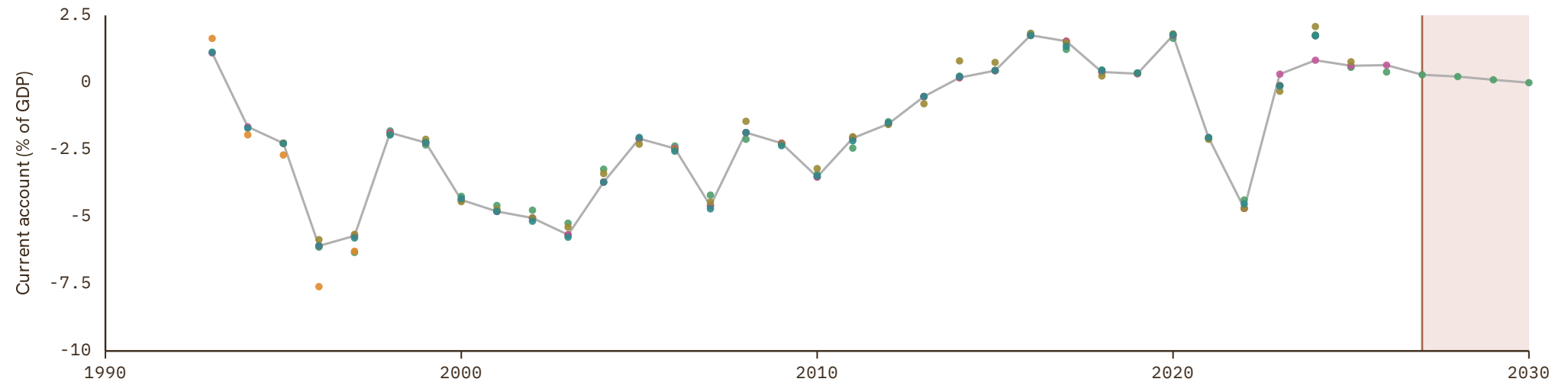
UNIT
in %

1 Source composition

SOURCE	CODE	TIME SPAN	NOTES
OECD (2024)	OECD EO	1993 - 2026	Baseline source, overlaps with anchor year 2018.
International Monetary Fund (2025) (forecasts)	IMF WEO forecast	2027 - 2030	Replacing using overlapping data in 2031.

2 Harmonised series

GMD forecast
 — GMD estimate
 | Source change
 ● IMF IFS
 ● IMF WEO
 ● IMF WEO forecast
 ● OECD EO
 ● OECD KEI
 ● WDI
 ● WDI ARC



Democratic Republic of the Congo

COVERAGE
1980–2030

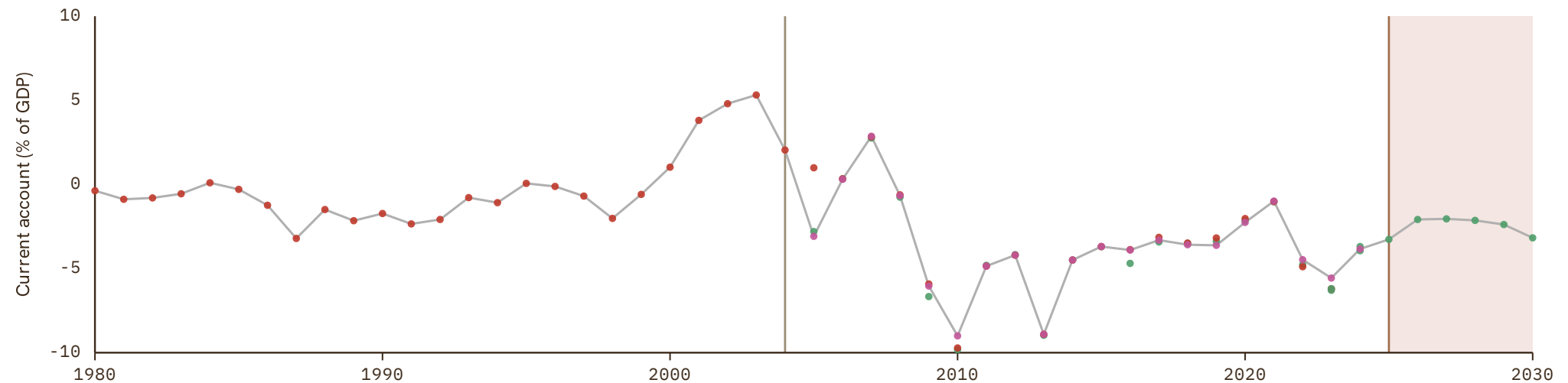
UNIT
in %

1 Source composition

SOURCE	CODE	TIME SPAN	NOTES
International Monetary Fund (2025)	IMF WEO	1980 - 2004	Replacing using overlapping data in 2005.
World Bank (2024)	WDI	2005 - 2024	Baseline source, overlaps with anchor year 2018.
International Monetary Fund (2025) (forecasts)	IMF WEO forecast	2025 - 2030	Replacing using overlapping data in 2031.

2 Harmonised series

■ GMD forecast
 — GMD estimate
 Source change
 ● IMF IFS
 ● IMF WEO
 ● IMF WEO forecast
 ● WDI



Denmark

COVERAGE
1874-2030

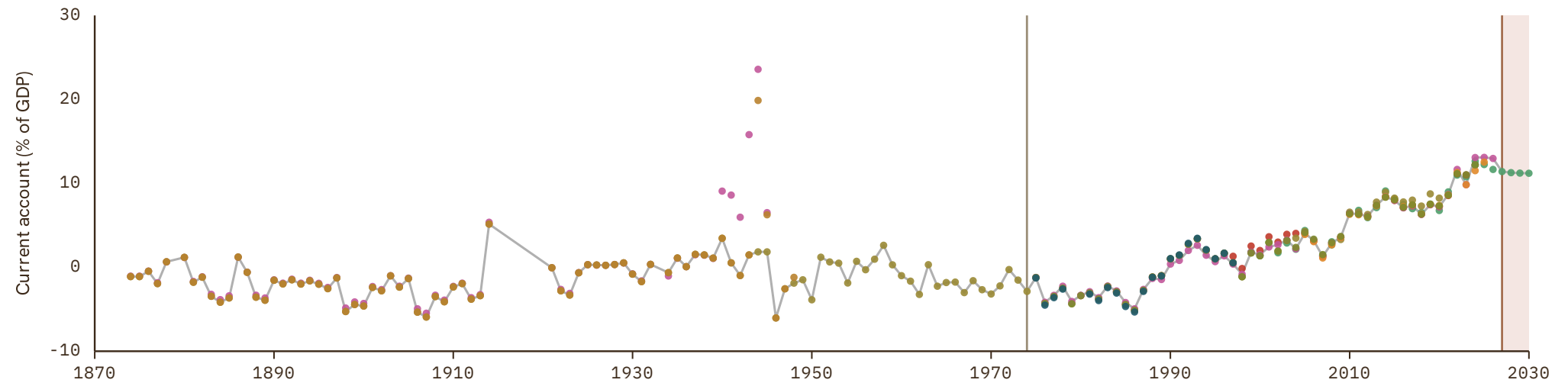
UNIT
in %

1 Source composition

SOURCE	CODE	TIME SPAN	NOTES
Jordá et al. (2017)	JST	1874 - 1974	Replacing using overlapping data in 1975.
OECD (2024)	OECD EO	1975 - 2026	Baseline source, overlaps with anchor year 2018.
International Monetary Fund (2025) (forecasts)	IMF WEO forecast	2027 - 2030	Replacing using overlapping data in 2031.

2 Harmonised series

■ GMD forecast
 — GMD estimate
 Source change
 ● IMF IFS
 ● IMF WEO
 ● IMF WEO forecast
 ● JO
 ● JST
 ● OECD EO
 ● OECD KEI
 ● WDI
 ● WDI ARC
 ● Mitchell



Djibouti

COVERAGE
1991–2030

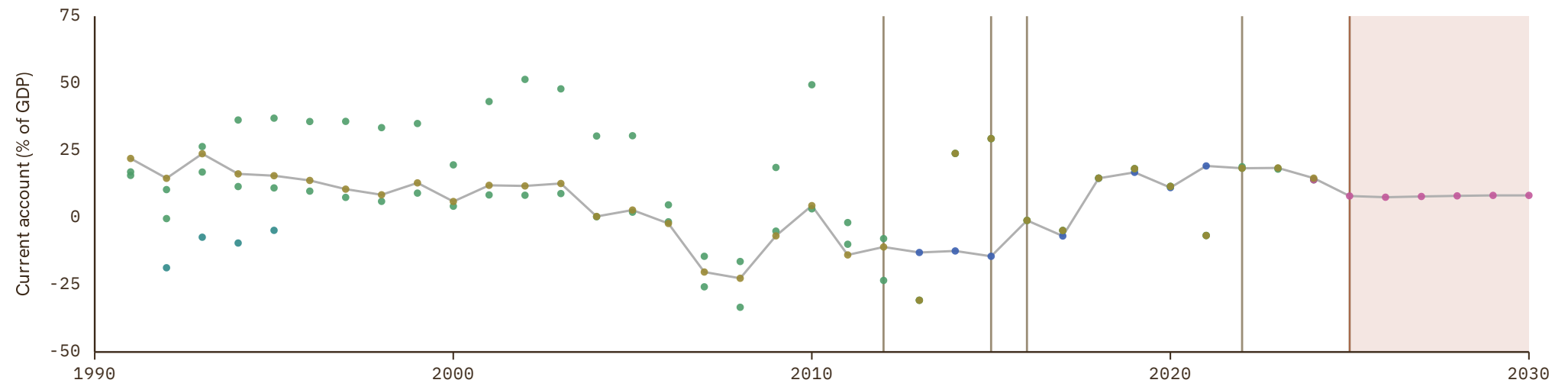
UNIT
in %

1 Source composition

SOURCE	CODE	TIME SPAN	NOTES
World Bank (2024)	WDI	1991 - 2012	Replacing using overlapping data in 2013.
Arab Monetary Fund (2024)	AMF	2013 - 2015	Replacing using overlapping data in 2016.
World Bank (2024)	WDI	2016 - 2016	Replacing using overlapping data in 2017.
Arab Monetary Fund (2024)	AMF	2017 - 2021	Baseline source, overlaps with anchor year 2018.
World Bank (2024)	WDI	2022 - 2024	Replacing using overlapping data in 2025.
International Monetary Fund (2025) (forecasts)	IMF WEO forecast	2025 - 2030	Replacing using overlapping data in 2031.

2 Harmonised series

GMD forecast
 — GMD estimate
 | Source change
 ● AMF
 ● IMF IFS
 ● IMF WEO
 ● IMF WEO forecast
 ● WDI
 ● WDI ARC



Dominica

COVERAGE
1976-2030

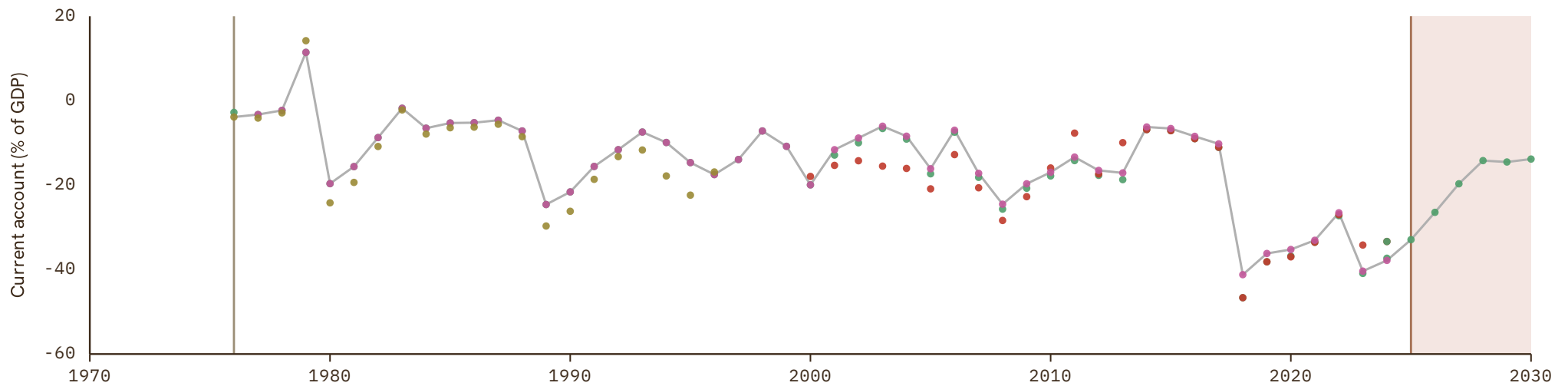
UNIT
in %

1 Source composition

SOURCE	CODE	TIME SPAN	NOTES
World Bank (1999)	WDI ARC	1976 - 1976	Replacing using overlapping data in 1977.
World Bank (2024)	WDI	1977 - 2024	Baseline source, overlaps with anchor year 2018.
International Monetary Fund (2025) (forecasts)	IMF WEO forecast	2025 - 2030	Replacing using overlapping data in 2031.

2 Harmonised series

■ GMD forecast
 — GMD estimate
 Source change
 ● IMF IFS
 ● IMF WEO
 ● IMF WEO forecast
 ● WDI
 ● WDI ARC



Dominican Republic

COVERAGE
1950–2030

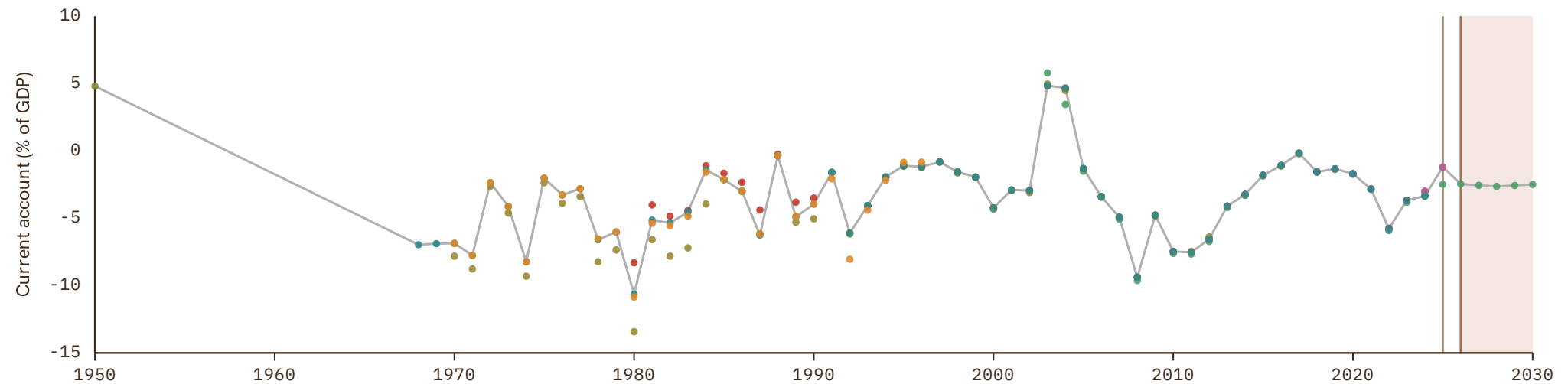
UNIT
in %

1 Source composition

SOURCE	CODE	TIME SPAN	NOTES
Brian Mitchell (2013)	Mitchell	1950 - 1967	Replacing using overlapping data in 1968.
World Bank (2024)	WDI	1968 - 2024	Baseline source, overlaps with anchor year 2018.
International Monetary Fund (2025)	IMF IFS	2025 - 2025	Replacing using overlapping data in 2026.
International Monetary Fund (2025) (forecasts)	IMF WEO forecast	2026 - 2030	Replacing using overlapping data in 2031.

2 Harmonised series

■ GMD forecast
 — GMD estimate
 Source change
 ● IMF IFS
 ● IMF WEO
 ● IMF WEO forecast
 ● SECMCA
 ● SECMCA HIST
 ● WDI
 ● WDI ARC
 ● Mitchell



Ecuador

COVERAGE
1976-2030

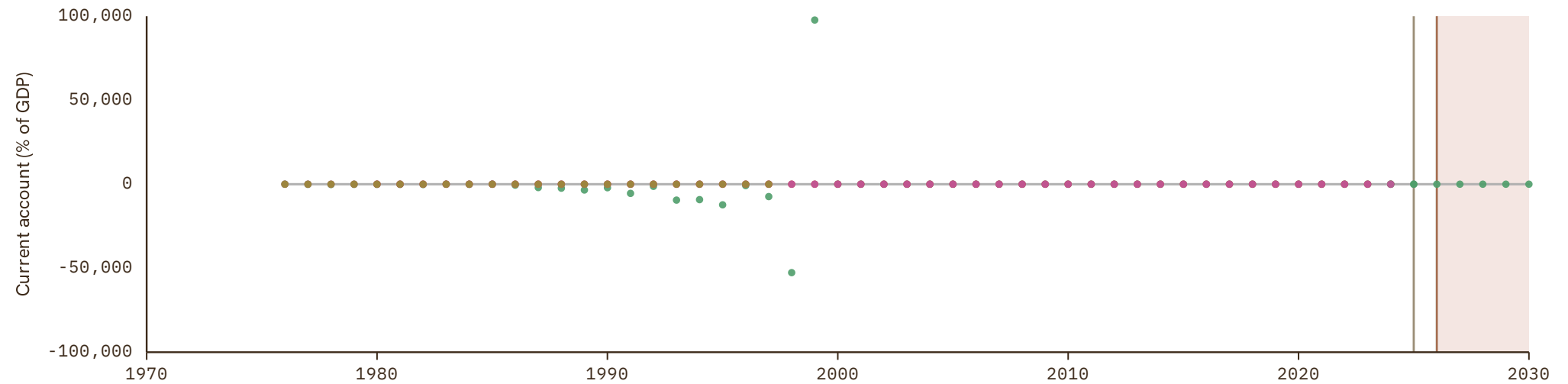
UNIT
in %

1 Source composition

SOURCE	CODE	TIME SPAN	NOTES
World Bank (2024)	WDI	1976 - 2024	Baseline source, overlaps with anchor year 2018.
International Monetary Fund (2025)	IMF IFS	2025 - 2025	Replacing using overlapping data in 2026.
International Monetary Fund (2025) (forecasts)	IMF WEO forecast	2026 - 2030	Replacing using overlapping data in 2031.

2 Harmonised series

■ GMD forecast
 — GMD estimate
 | Source change
 ● IMF IFS
 ● IMF WEO
 ● IMF WEO forecast
 ● WDI
 ● WDI ARC



Egypt

COVERAGE
1970–2030

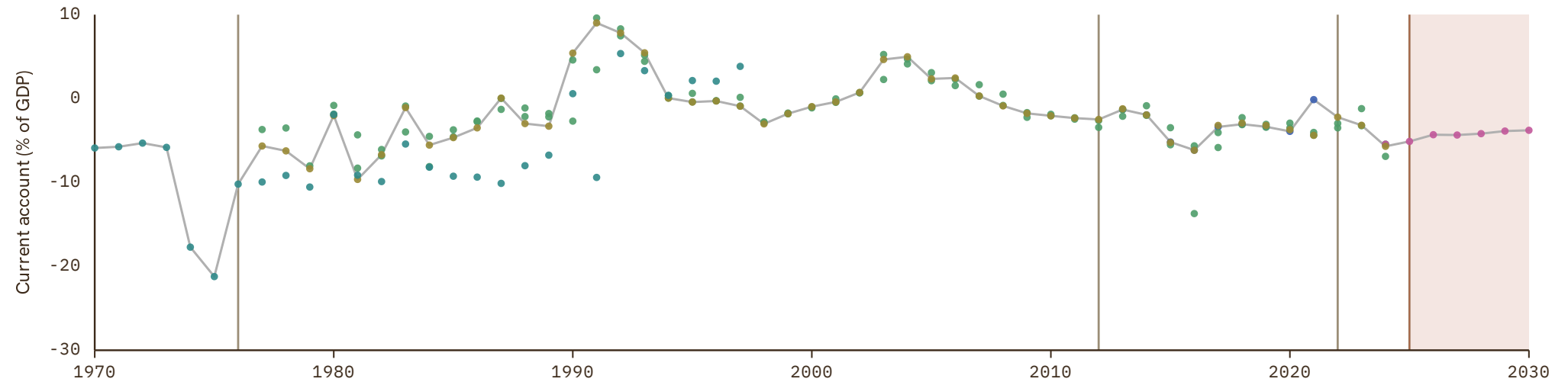
UNIT
in %

1 Source composition

SOURCE	CODE	TIME SPAN	NOTES
World Bank (1999)	WDI ARC	1970 - 1976	Replacing using overlapping data in 1977.
World Bank (2024)	WDI	1977 - 2012	Replacing using overlapping data in 2013.
Arab Monetary Fund (2024)	AMF	2013 - 2021	Baseline source, overlaps with anchor year 2018.
World Bank (2024)	WDI	2022 - 2024	Replacing using overlapping data in 2025.
International Monetary Fund (2025) (forecasts)	IMF WEO forecast	2025 - 2030	Replacing using overlapping data in 2031.

2 Harmonised series

GMD forecast
 — GMD estimate
 | Source change
 ● AMF
 ● IMF IFS
 ● IMF WEO
 ● IMF WEO forecast
 ● WDI
 ● WDI ARC



El Salvador

COVERAGE
1939-2030

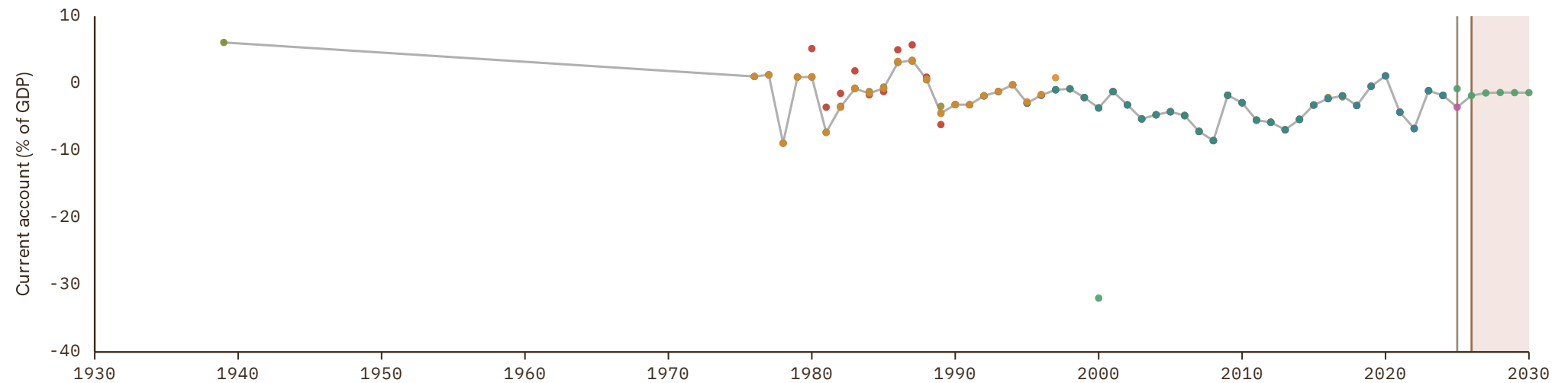
UNIT
in %

1 Source composition

SOURCE	CODE	TIME SPAN	NOTES
Brian Mitchell (2013)	Mitchell	1939 - 1975	Replacing using overlapping data in 1976.
World Bank (2024)	WDI	1976 - 2024	Baseline source, overlaps with anchor year 2018.
Consejo Monetario Centroamericano (2026)	SECMCA	2025 - 2025	Replacing using overlapping data in 2026.
International Monetary Fund (2025) (forecasts)	IMF WEO forecast	2026 - 2030	Replacing using overlapping data in 2031.

2 Harmonised series

■ GMD forecast
 — GMD estimate
 Source change
 ● IMF IFS
 ● IMF WEO
 ● IMF WEO forecast
 ● SECMCA
 ● SECMCA HIST
 ● WDI
 ● WDI ARC
 ● Mitchell



Equatorial Guinea

COVERAGE
1987–2030

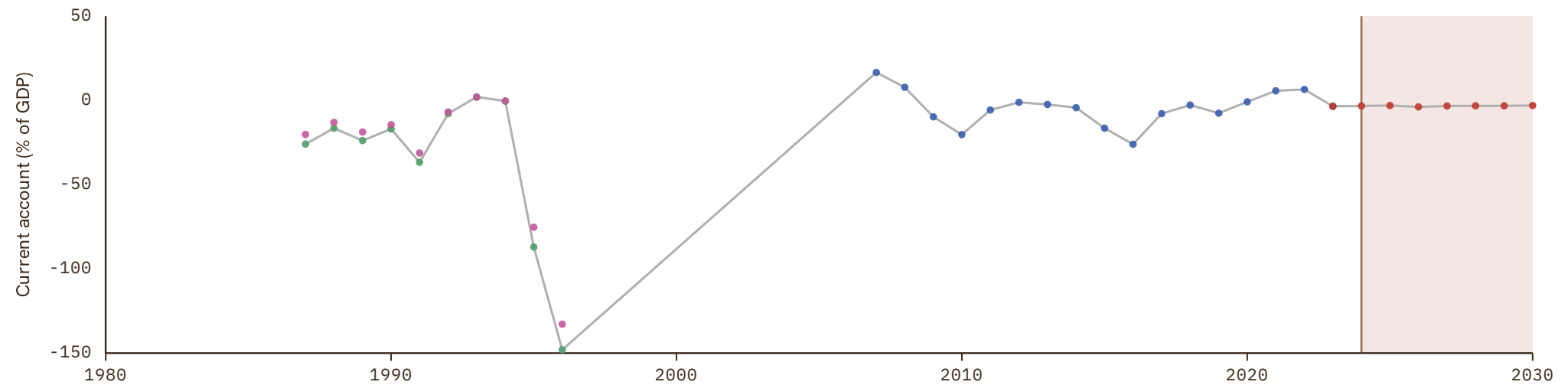
UNIT
in %

1 Source composition

SOURCE	CODE	TIME SPAN	NOTES
World Bank (2024)	WDI	1987 - 2006	Replacing using overlapping data in 2007.
International Monetary Fund (2025)	IMF WEO	2007 - 2023	Baseline source, overlaps with anchor year 2018.
International Monetary Fund (2025) (forecasts)	IMF WEO forecast	2024 - 2030	Replacing using overlapping data in 2031.

2 Harmonised series

GMD forecast
 — GMD estimate
| Source change
● IMF WEO
● IMF WEO forecast
● WDI
● WDI ARC



Eritrea

COVERAGE
1992-2019

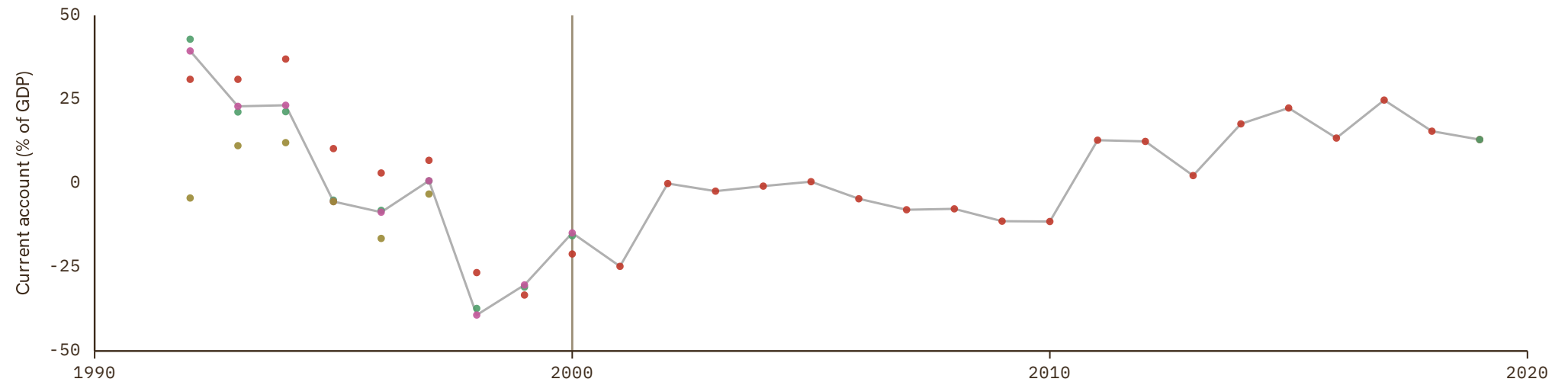
UNIT
in %

1 Source composition

SOURCE	CODE	TIME SPAN	NOTES
World Bank (2024)	WDI	1992 - 2000	Replacing using overlapping data in 2001.
International Monetary Fund (2025)	IMF WEO	2001 - 2019	Baseline source, overlaps with anchor year 2018.

2 Harmonised series

— GMD estimate | Source change ● IMF IFS ● IMF WEO ● IMF WEO forecast ● WDI ● WDI ARC



Estonia

COVERAGE
1992-2030

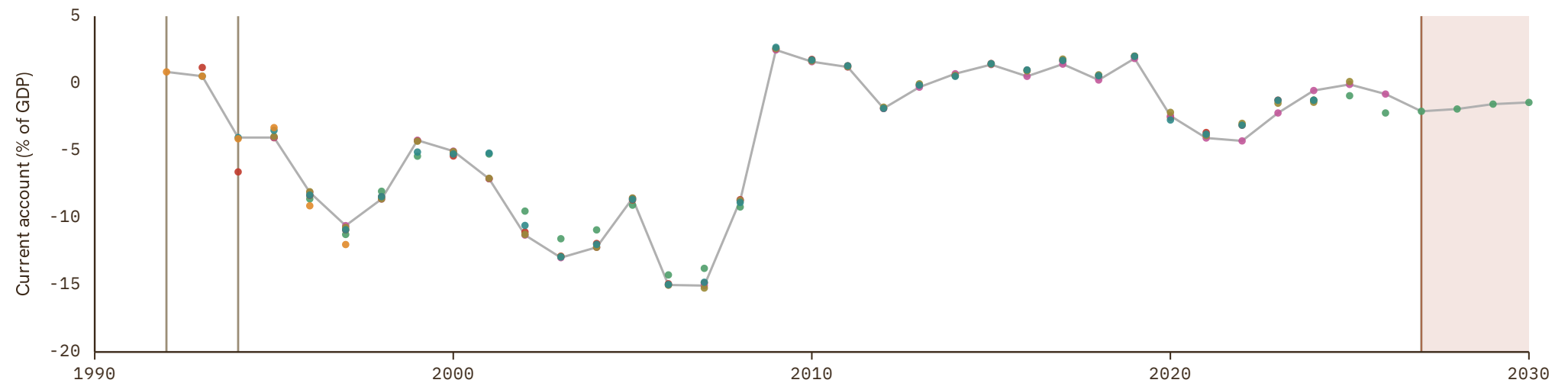
UNIT
in %

1 Source composition

SOURCE	CODE	TIME SPAN	NOTES
World Bank (1999)	WDI ARC	1992 - 1992	Replacing using overlapping data in 1993.
World Bank (2024)	WDI	1993 - 1994	Replacing using overlapping data in 1995.
OECD (2024)	OECD EO	1995 - 2026	Baseline source, overlaps with anchor year 2018.
International Monetary Fund (2025) (forecasts)	IMF WEO forecast	2027 - 2030	Replacing using overlapping data in 2031.

2 Harmonised series

GMD forecast
 — GMD estimate
 | Source change
 ● IMF IFS
 ● IMF WEO
 ● IMF WEO forecast
 ● OECD EO
 ● OECD KEI
 ● WDI
 ● WDI ARC



Eswatini

COVERAGE
1974-2030

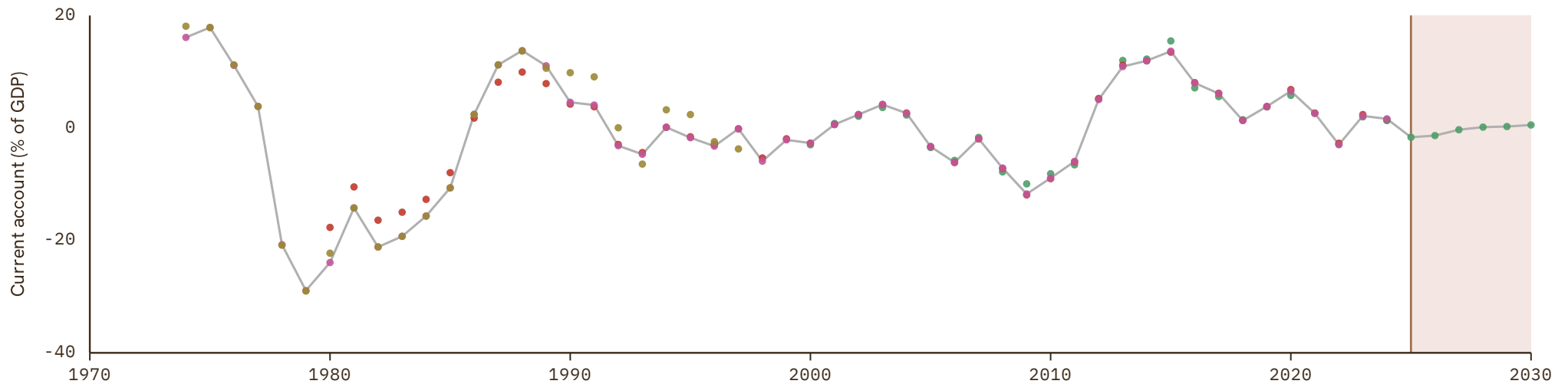
UNIT
in %

1 Source composition

SOURCE	CODE	TIME SPAN	NOTES
World Bank (2024)	WDI	1974 - 2024	Baseline source, overlaps with anchor year 2018.
International Monetary Fund (2025) (forecasts)	IMF WEO forecast	2025 - 2030	Replacing using overlapping data in 2031.

2 Harmonised series

GMD forecast
 — GMD estimate
 | Source change
 ● IMF IFS
 ● IMF WEO
 ● IMF WEO forecast
 ● WDI
 ● WDI ARC



Ethiopia

COVERAGE
1977-2030

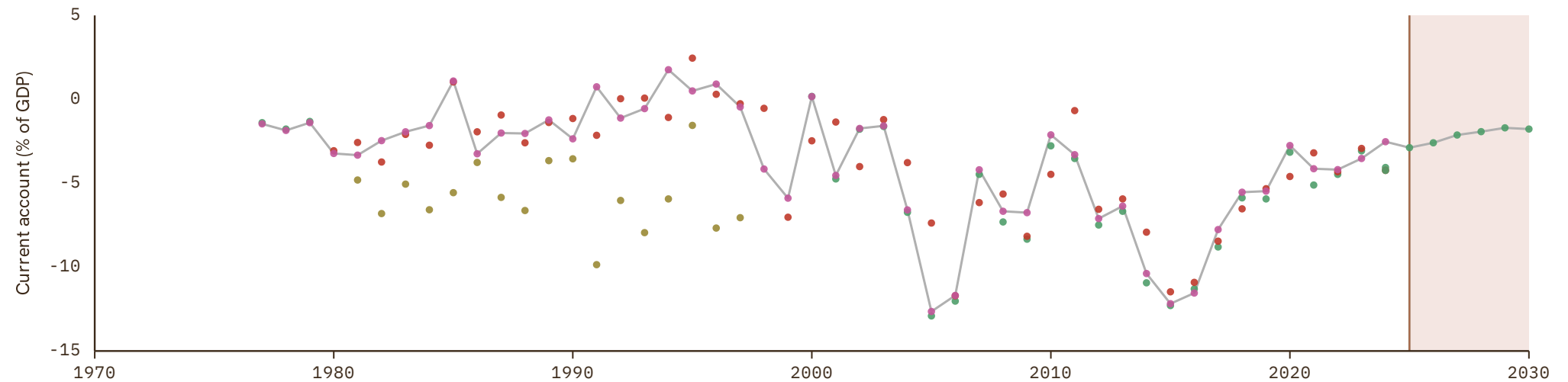
UNIT
in %

1 Source composition

SOURCE	CODE	TIME SPAN	NOTES
World Bank (2024)	WDI	1977 - 2024	Baseline source, overlaps with anchor year 2018.
International Monetary Fund (2025) (forecasts)	IMF WEO forecast	2025 - 2030	Replacing using overlapping data in 2031.

2 Harmonised series

GMD forecast
 — GMD estimate
 | Source change
 ● IMF IFS
 ● IMF WEO
 ● IMF WEO forecast
 ● WDI
 ● WDI ARC



Fiji

COVERAGE
1979–2030

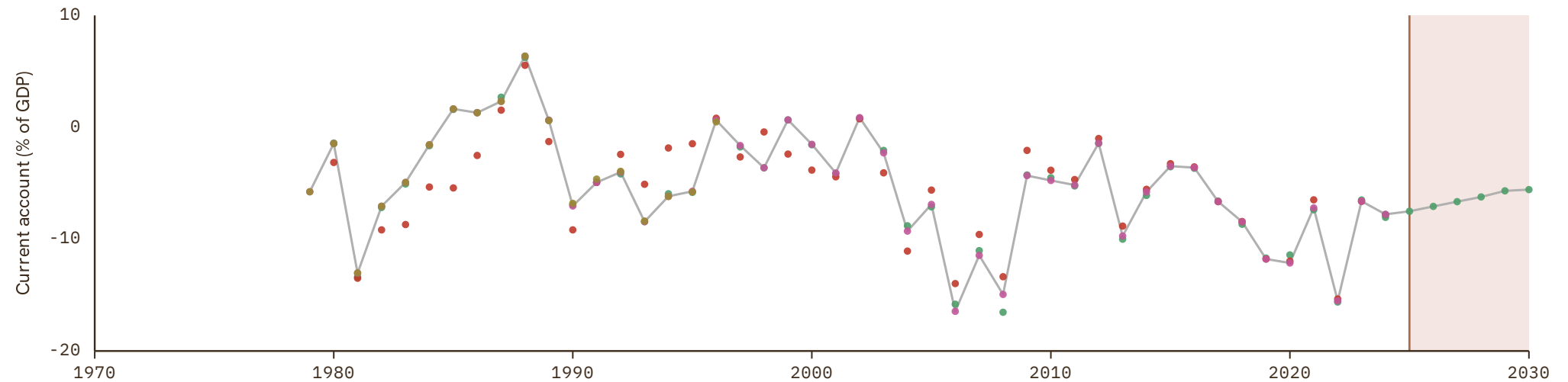
UNIT
in %

1 Source composition

SOURCE	CODE	TIME SPAN	NOTES
World Bank (2024)	WDI	1979 - 2024	Baseline source, overlaps with anchor year 2018.
International Monetary Fund (2025) (forecasts)	IMF WEO forecast	2025 - 2030	Replacing using overlapping data in 2031.

2 Harmonised series

GMD forecast
 — GMD estimate
 | Source change
 ● IMF IFS
 ● IMF WEO
 ● IMF WEO forecast
 ● WDI
 ● WDI ARC



Finland

COVERAGE
1860–2030

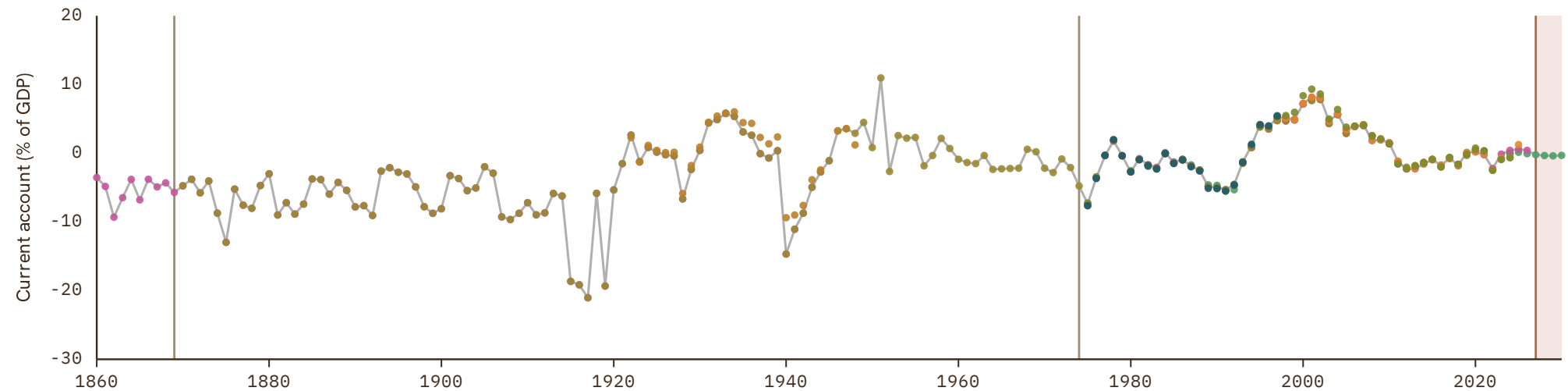
UNIT
in %

1 Source composition

SOURCE	CODE	TIME SPAN	NOTES
Matthew T. Jones et al. (1997)	JO	1860 - 1869	Replacing using overlapping data in 1870.
Jordá et al. (2017)	JST	1870 - 1974	Replacing using overlapping data in 1975.
OECD (2024)	OECD EO	1975 - 2026	Baseline source, overlaps with anchor year 2018.
International Monetary Fund (2025) (forecasts)	IMF WEO forecast	2027 - 2030	Replacing using overlapping data in 2031.

2 Harmonised series

■ GMD forecast
 — GMD estimate
 Source change
 ● IMF IFS
 ● IMF WEO
 ● IMF WEO forecast
 ● JO
 ● JST
 ● OECD EO
 ● OECD KEI
 ● WDI
 ● WDI ARC
 ● Mitchell



France

COVERAGE
1850-2030

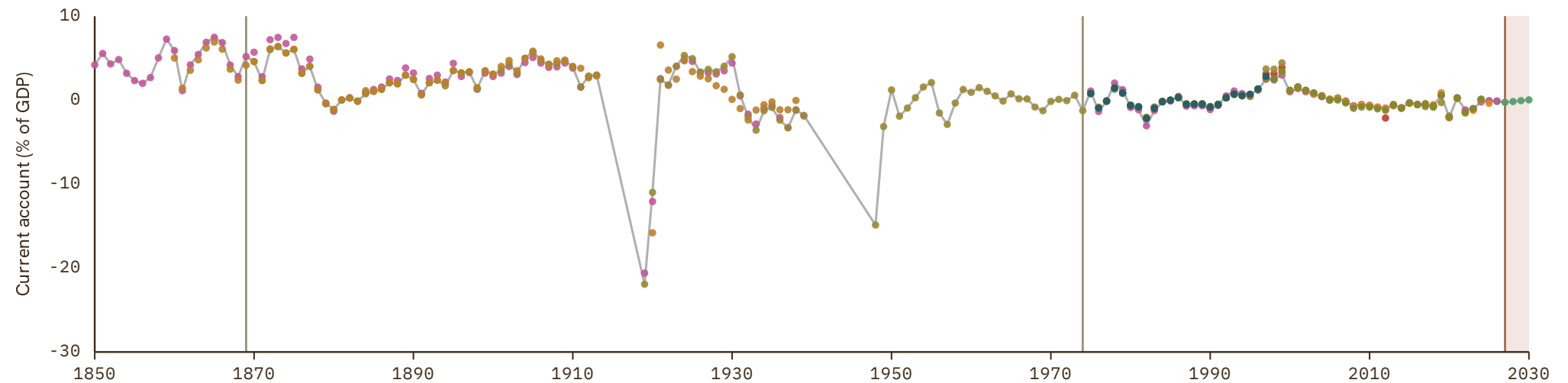
UNIT
in %

1 Source composition

SOURCE	CODE	TIME SPAN	NOTES
Matthew T. Jones et al. (1997)	JO	1850 - 1869	Replacing using overlapping data in 1870.
Jordá et al. (2017)	JST	1870 - 1974	Replacing using overlapping data in 1975.
OECD (2024)	OECD EO	1975 - 2026	Baseline source, overlaps with anchor year 2018.
International Monetary Fund (2025) (forecasts)	IMF WEO forecast	2027 - 2030	Replacing using overlapping data in 2031.

2 Harmonised series

■ GMD forecast
 — GMD estimate
 Source change
 ● IMF IFS
 ● IMF WEO
 ● IMF WEO forecast
 ● JO
 ● JST
 ● OECD EO
 ● OECD KEI
 ● WDI
 ● WDI ARC
 ● Mitchell



Gabon

COVERAGE
1978-2030

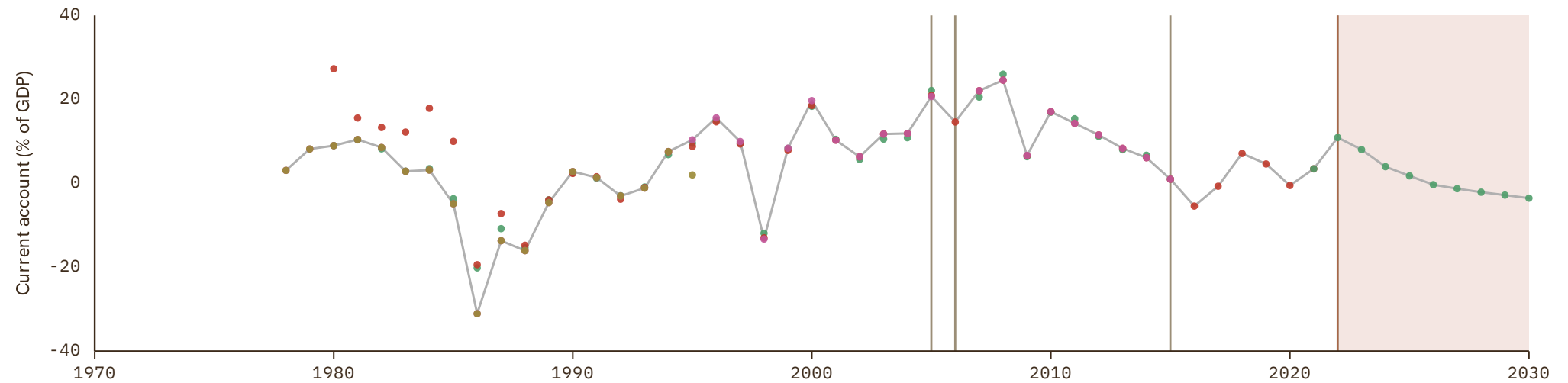
UNIT
in %

1 Source composition

SOURCE	CODE	TIME SPAN	NOTES
World Bank (2024)	WDI	1978 - 2005	Replacing using overlapping data in 2006.
International Monetary Fund (2025)	IMF WEO	2006 - 2006	Replacing using overlapping data in 2007.
World Bank (2024)	WDI	2007 - 2015	Replacing using overlapping data in 2016.
International Monetary Fund (2025)	IMF WEO	2016 - 2021	Baseline source, overlaps with anchor year 2018.
International Monetary Fund (2025) (forecasts)	IMF WEO forecast	2022 - 2030	Replacing using overlapping data in 2031.

2 Harmonised series

■ GMD forecast
 — GMD estimate
 | Source change
 ● IMF IFS
 ● IMF WEO
 ● IMF WEO forecast
 ● WDI
 ● WDI ARC



Gambia

COVERAGE
1978-2030

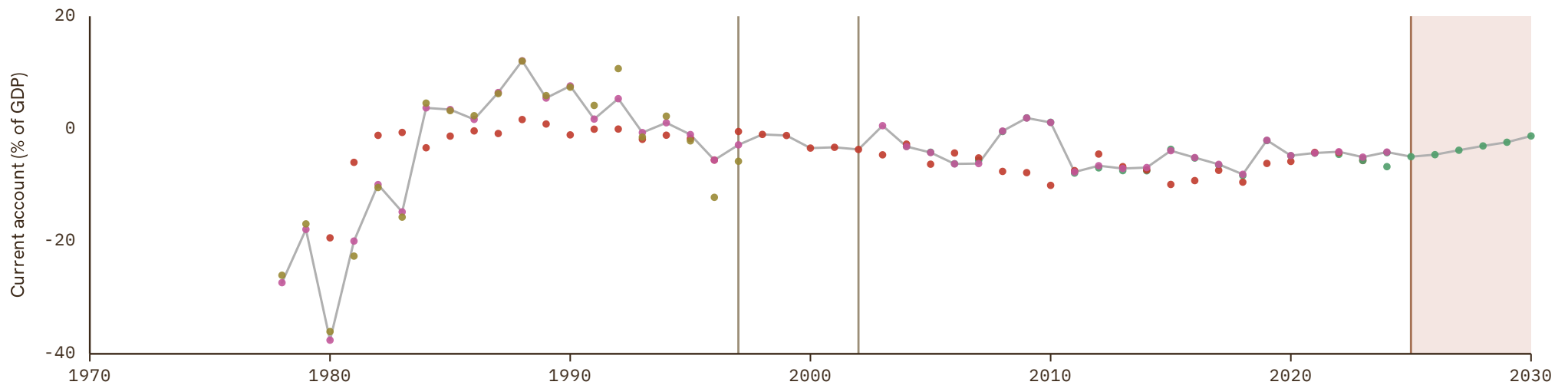
UNIT
in %

1 Source composition

SOURCE	CODE	TIME SPAN	NOTES
World Bank (2024)	WDI	1978 - 1997	Replacing using overlapping data in 1998.
International Monetary Fund (2025)	IMF WEO	1998 - 2002	Replacing using overlapping data in 2003.
World Bank (2024)	WDI	2003 - 2024	Baseline source, overlaps with anchor year 2018.
International Monetary Fund (2025) (forecasts)	IMF WEO forecast	2025 - 2030	Replacing using overlapping data in 2031.

2 Harmonised series

■ GMD forecast
 — GMD estimate
 Source change
 ● IMF IFS
 ● IMF WEO
 ● IMF WEO forecast
 ● WDI
 ● WDI ARC



Georgia

COVERAGE
1993-2030

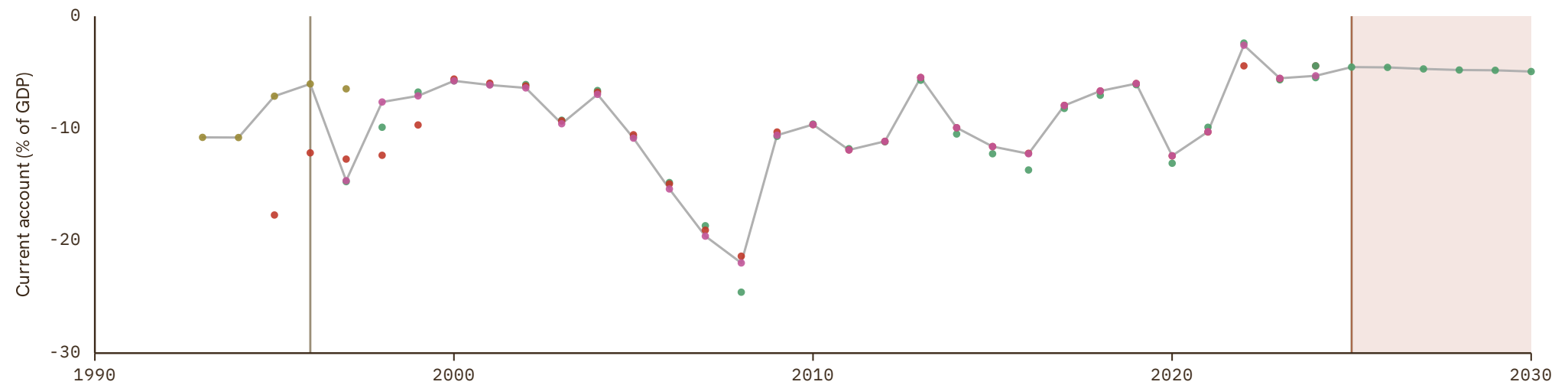
UNIT
in %

1 Source composition

SOURCE	CODE	TIME SPAN	NOTES
World Bank (1999)	WDI ARC	1993 - 1996	Replacing using overlapping data in 1997.
World Bank (2024)	WDI	1997 - 2024	Baseline source, overlaps with anchor year 2018.
International Monetary Fund (2025) (forecasts)	IMF WEO forecast	2025 - 2030	Replacing using overlapping data in 2031.

2 Harmonised series

■ GMD forecast
 — GMD estimate
 Source change
 ● IMF IFS
 ● IMF WEO
 ● IMF WEO forecast
 ● WDI
 ● WDI ARC



Germany

COVERAGE
1860–2030

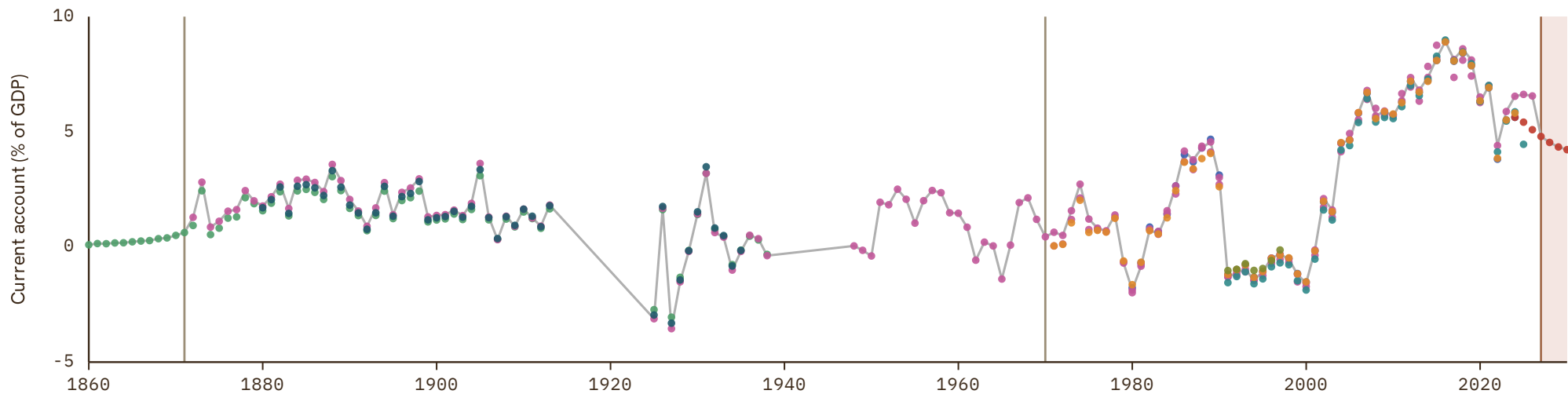
UNIT
in %

1 Source composition

SOURCE	CODE	TIME SPAN	NOTES
Matthew T. Jones et al. (1997)	JO	1860 - 1871	Replacing using overlapping data in 1872.
Jordá et al. (2017)	JST	1872 - 1970	Replacing using overlapping data in 1971.
OECD (2024)	OECD EO	1971 - 2026	Baseline source, overlaps with anchor year 2018.
International Monetary Fund (2025) (forecasts)	IMF WEO forecast	2027 - 2030	Replacing using overlapping data in 2031.

2 Harmonised series

■ GMD forecast
 — GMD estimate
 Source change
 ● IMF WEO
 ● IMF WEO forecast
 ● JO
 ● JST
 ● OECD EO
 ● OECD KEI
 ● WDI
 ● WDI ARC
 ● Mitchell



Ghana

COVERAGE
1975-2030

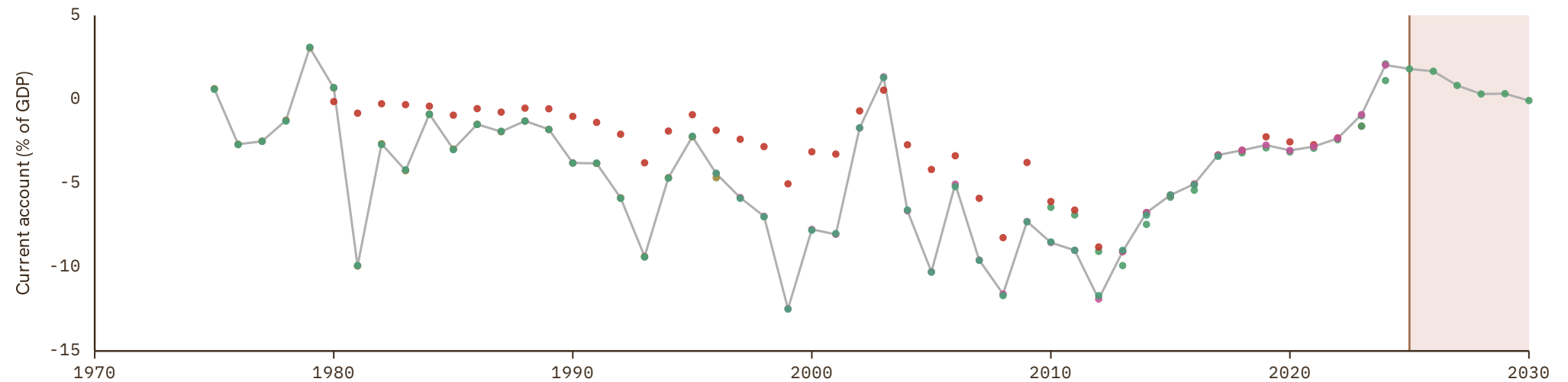
UNIT
in %

1 Source composition

SOURCE	CODE	TIME SPAN	NOTES
World Bank (2024)	WDI	1975 - 2024	Baseline source, overlaps with anchor year 2018.
International Monetary Fund (2025) (forecasts)	IMF WEO forecast	2025 - 2030	Replacing using overlapping data in 2031.

2 Harmonised series

GMD forecast
 — GMD estimate
 | Source change
 ● IMF IFS
 ● IMF WEO
 ● IMF WEO forecast
 ● WDI
 ● WDI ARC
 ● CS1



Greece

COVERAGE
1976-2030

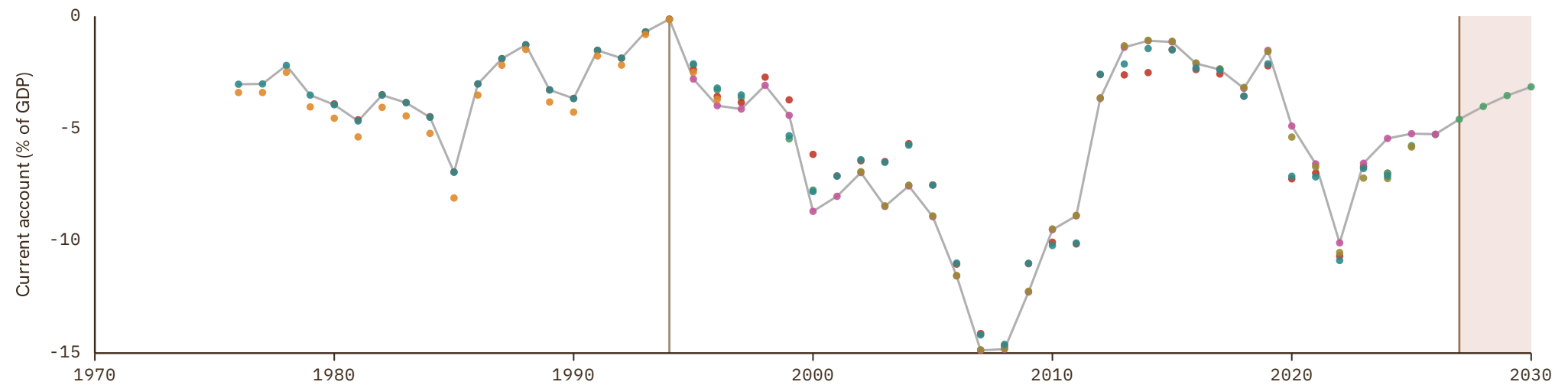
UNIT
in %

1 Source composition

SOURCE	CODE	TIME SPAN	NOTES
World Bank (2024)	WDI	1976 - 1994	Replacing using overlapping data in 1995.
OECD (2024)	OECD EO	1995 - 2026	Baseline source, overlaps with anchor year 2018.
International Monetary Fund (2025) (forecasts)	IMF WEO forecast	2027 - 2030	Replacing using overlapping data in 2031.

2 Harmonised series

GMD forecast
 — GMD estimate
| Source change
● IMF IFS
● IMF WEO
● IMF WEO forecast
● OECD EO
● OECD KEI
● WDI
● WDI ARC



Grenada

COVERAGE
1977-2030

UNIT
in %

1 Source composition

SOURCE	CODE	TIME SPAN	NOTES
World Bank (2024)	WDI	1977 - 2024	Baseline source, overlaps with anchor year 2018.
International Monetary Fund (2025) (forecasts)	IMF WEO forecast	2025 - 2030	Replacing using overlapping data in 2031.

2 Harmonised series

GMD forecast
 — GMD estimate
| Source change
● IMF IFS
● IMF WEO
● IMF WEO forecast
● WDI
● WDI ARC



Guatemala

COVERAGE
1946-2030

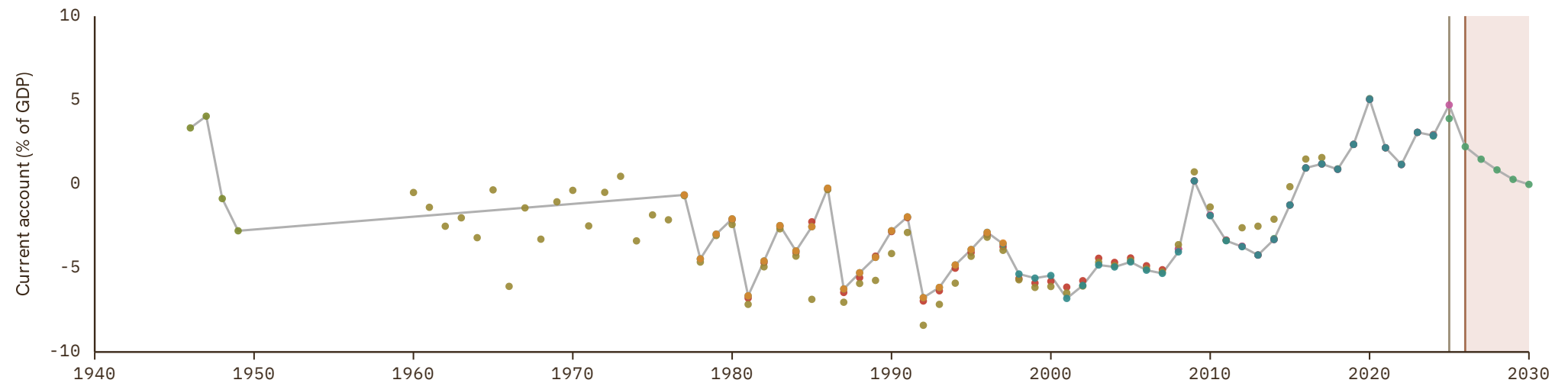
UNIT
in %

1 Source composition

SOURCE	CODE	TIME SPAN	NOTES
Brian Mitchell (2013)	Mitchell	1946 - 1976	Replacing using overlapping data in 1977.
World Bank (2024)	WDI	1977 - 2024	Baseline source, overlaps with anchor year 2018.
Consejo Monetario Centroamericano (2026)	SECMCA	2025 - 2025	Replacing using overlapping data in 2026.
International Monetary Fund (2025) (forecasts)	IMF WEO forecast	2026 - 2030	Replacing using overlapping data in 2031.

2 Harmonised series

■ GMD forecast
 — GMD estimate
 Source change
 ● IMF IFS
 ● IMF WEO
 ● IMF WEO forecast
 ● SECMCA
 ● SECMCA HIST
 ● WDI
 ● WDI ARC
 ● Mitchell



Guinea

COVERAGE
1980-2030

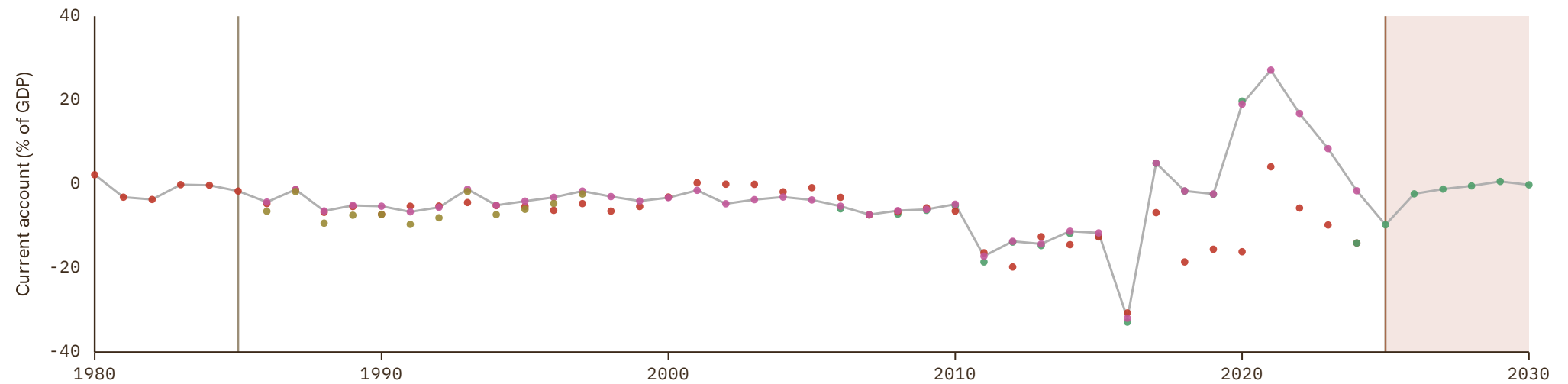
UNIT
in %

1 Source composition

SOURCE	CODE	TIME SPAN	NOTES
International Monetary Fund (2025)	IMF WEO	1980 - 1985	Replacing using overlapping data in 1986.
World Bank (2024)	WDI	1986 - 2024	Baseline source, overlaps with anchor year 2018.
International Monetary Fund (2025) (forecasts)	IMF WEO forecast	2025 - 2030	Replacing using overlapping data in 2031.

2 Harmonised series

■ GMD forecast
 — GMD estimate
 Source change
 ● IMF IFS
 ● IMF WEO
 ● IMF WEO forecast
 ● WDI
 ● WDI ARC



Guinea-Bissau

COVERAGE
1980–2030

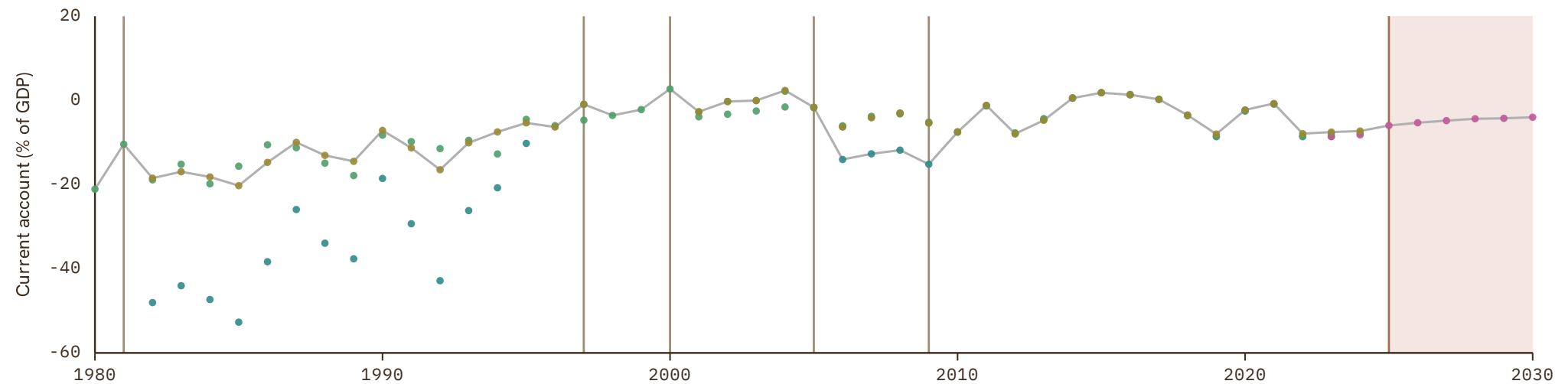
UNIT
in %

1 Source composition

SOURCE	CODE	TIME SPAN	NOTES
International Monetary Fund (2025)	IMF WEO	1980 - 1981	Replacing using overlapping data in 1982.
World Bank (2024)	WDI	1982 - 1997	Replacing using overlapping data in 1998.
International Monetary Fund (2025)	IMF WEO	1998 - 2000	Replacing using overlapping data in 2001.
World Bank (2024)	WDI	2001 - 2005	Replacing using overlapping data in 2006.
BCEAO (2024)	BCEAO	2006 - 2009	Replacing using overlapping data in 2010.
World Bank (2024)	WDI	2010 - 2024	Baseline source, overlaps with anchor year 2018.
International Monetary Fund (2025) (forecasts)	IMF WEO forecast	2025 - 2030	Replacing using overlapping data in 2031.

2 Harmonised series

■ GMD forecast
 — GMD estimate
 Source change
 ● BCEAO
 ● IMF IFS
 ● IMF WEO
 ● IMF WEO forecast
 ● WDI
 ● WDI ARC



Guyana

COVERAGE
1977-2030

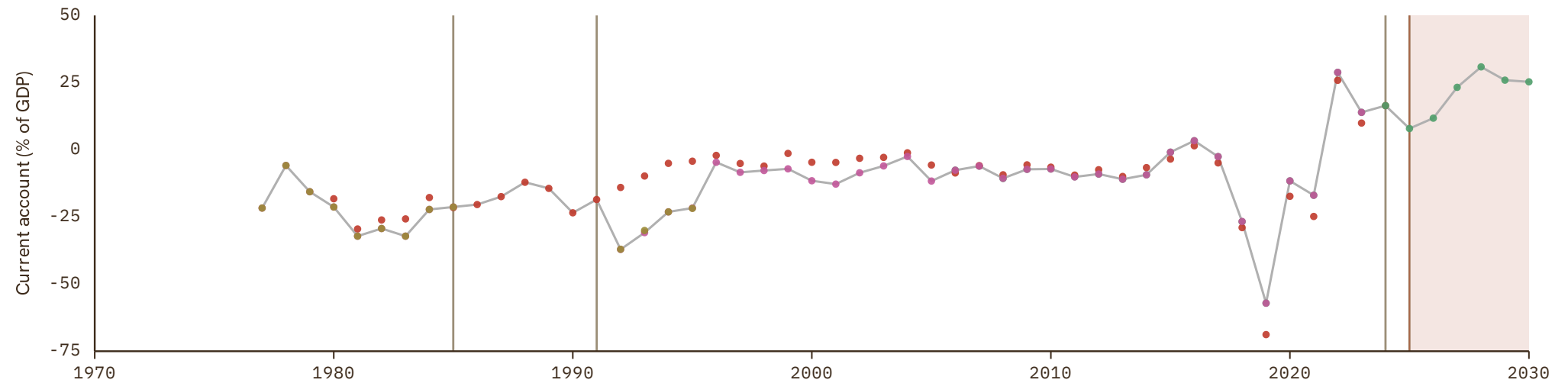
UNIT
in %

1 Source composition

SOURCE	CODE	TIME SPAN	NOTES
World Bank (2024)	WDI	1977 - 1985	Replacing using overlapping data in 1986.
International Monetary Fund (2025)	IMF WEO	1986 - 1991	Replacing using overlapping data in 1992.
World Bank (2024)	WDI	1992 - 2023	Baseline source, overlaps with anchor year 2018.
International Monetary Fund (2025)	IMF WEO	2024 - 2024	Replacing using overlapping data in 2025.
International Monetary Fund (2025) (forecasts)	IMF WEO forecast	2025 - 2030	Replacing using overlapping data in 2031.

2 Harmonised series

■ GMD forecast
 — GMD estimate
 Source change
 ● IMF IFS
 ● IMF WEO
 ● IMF WEO forecast
 ● WDI
 ● WDI ARC



Haiti

COVERAGE
1971-2030

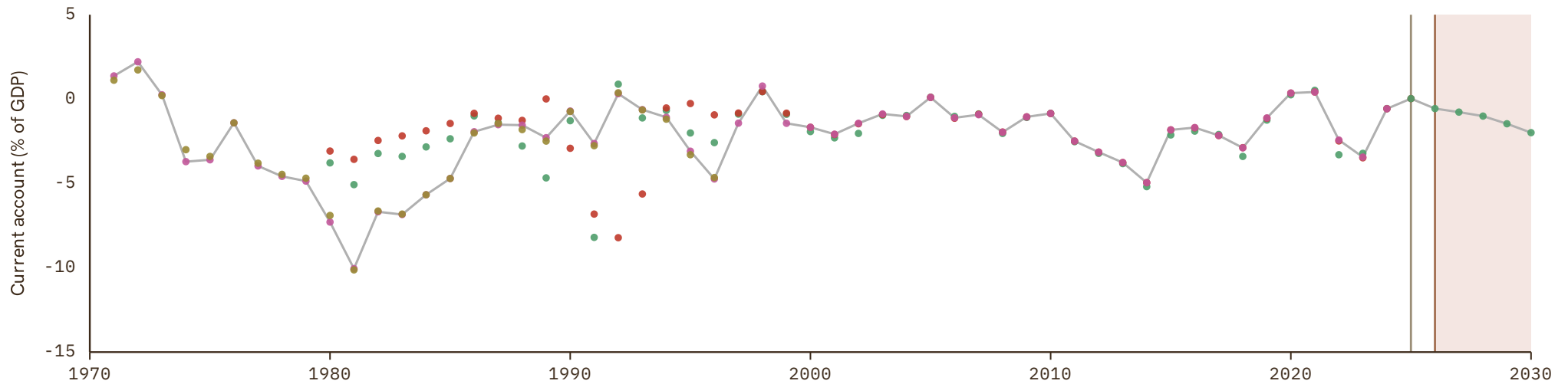
UNIT
in %

1 Source composition

SOURCE	CODE	TIME SPAN	NOTES
World Bank (2024)	WDI	1971 - 2024	Baseline source, overlaps with anchor year 2018.
International Monetary Fund (2025)	IMF WEO	2025 - 2025	Replacing using overlapping data in 2026.
International Monetary Fund (2025) (forecasts)	IMF WEO forecast	2026 - 2030	Replacing using overlapping data in 2031.

2 Harmonised series

■ GMD forecast
 — GMD estimate
 Source change
 ● IMF IFS
 ● IMF WEO
 ● IMF WEO forecast
 ● WDI
 ● WDI ARC



Honduras

COVERAGE
1947-2030

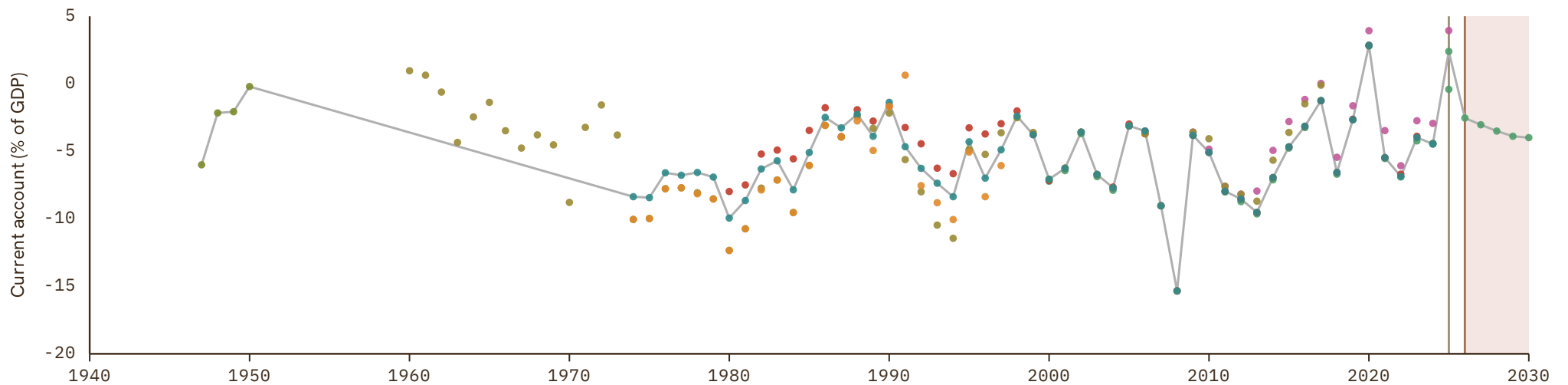
UNIT
in %

1 Source composition

SOURCE	CODE	TIME SPAN	NOTES
Brian Mitchell (2013)	Mitchell	1947 - 1973	Replacing using overlapping data in 1974.
World Bank (2024)	WDI	1974 - 2024	Baseline source, overlaps with anchor year 2018.
International Monetary Fund (2025)	IMF IFS	2025 - 2025	Replacing using overlapping data in 2026.
International Monetary Fund (2025) (forecasts)	IMF WEO forecast	2026 - 2030	Replacing using overlapping data in 2031.

2 Harmonised series

■ GMD forecast
 — GMD estimate
 | Source change
 ● IMF IFS
 ● IMF WEO
 ● IMF WEO forecast
 ● SECMCA
 ● SECMCA HIST
 ● WDI
 ● WDI ARC
 ● Mitchell



Hong Kong

COVERAGE
1970-2030

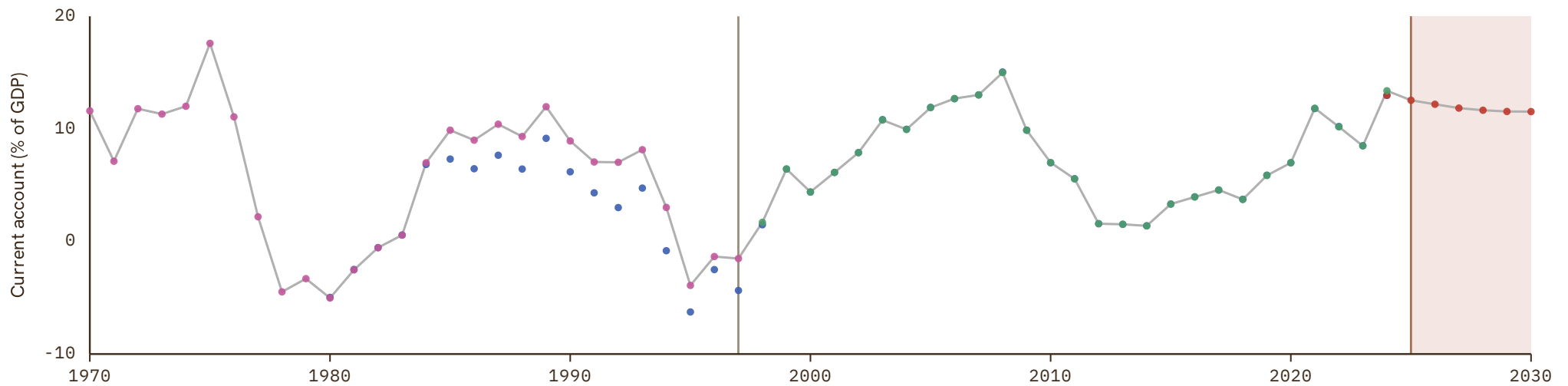
UNIT
in %

1 Source composition

SOURCE	CODE	TIME SPAN	NOTES
World Bank (1999)	WDI ARC	1970 - 1997	Replacing using overlapping data in 1998.
World Bank (2024)	WDI	1998 - 2024	Baseline source, overlaps with anchor year 2018.
International Monetary Fund (2025) (forecasts)	IMF WEO forecast	2025 - 2030	Replacing using overlapping data in 2031.

2 Harmonised series

GMD forecast
 — GMD estimate
| Source change
● IMF WEO
● IMF WEO forecast
● WDI
● WDI ARC



Hungary

COVERAGE
1926-2030

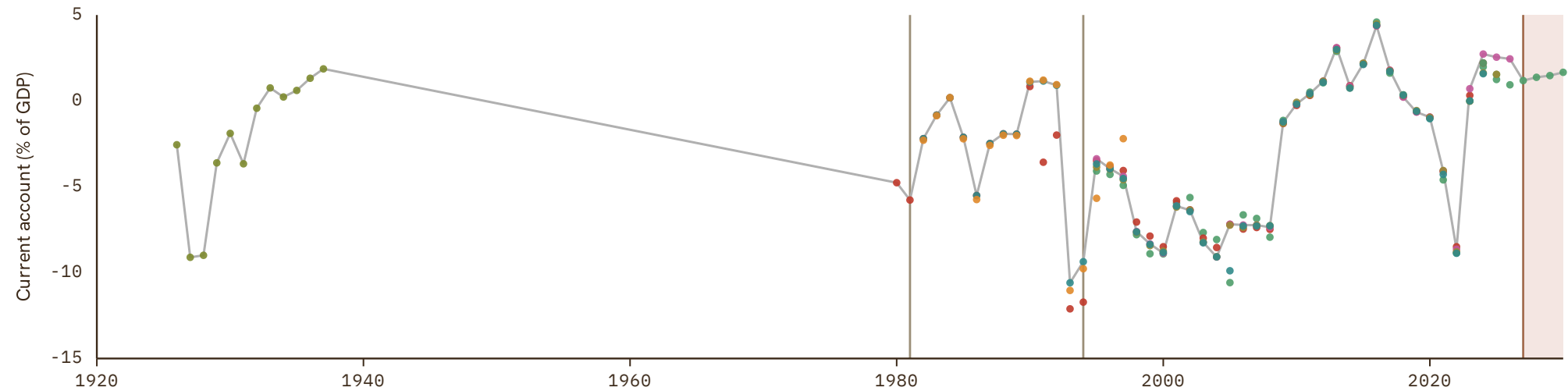
UNIT
in %

1 Source composition

SOURCE	CODE	TIME SPAN	NOTES
Brian Mitchell (2013)	Mitchell	1926 - 1979	Replacing using overlapping data in 1980.
International Monetary Fund (2025)	IMF WEO	1980 - 1981	Replacing using overlapping data in 1982.
World Bank (2024)	WDI	1982 - 1994	Replacing using overlapping data in 1995.
OECD (2024)	OECD EO	1995 - 2026	Baseline source, overlaps with anchor year 2018.
International Monetary Fund (2025) (forecasts)	IMF WEO forecast	2027 - 2030	Replacing using overlapping data in 2031.

2 Harmonised series

■ GMD forecast
 — GMD estimate
 | Source change
 ● IMF IFS
 ● IMF WEO
 ● IMF WEO forecast
 ● OECD EO
 ● OECD KEI
 ● WDI
 ● WDI ARC
 ● Mitchell



Iceland

COVERAGE
1974-2030

UNIT
in %

1 Source composition

SOURCE	CODE	TIME SPAN	NOTES
OECD (2024)	OECD EO	1974 - 2026	Baseline source, overlaps with anchor year 2018.
International Monetary Fund (2025) (forecasts)	IMF WEO forecast	2027 - 2030	Replacing using overlapping data in 2031.

2 Harmonised series

GMD forecast
 — GMD estimate
 | Source change
 ● IMF IFS
 ● IMF WEO
 ● IMF WEO forecast
 ● OECD EO
 ● OECD KEI
 ● WDI
 ● WDI ARC



India

COVERAGE
1948–2030

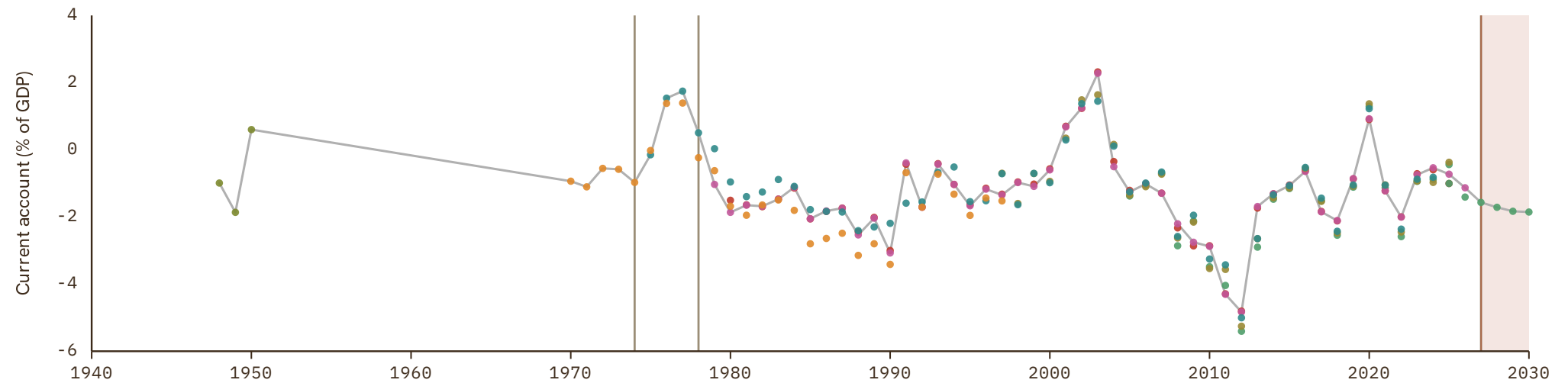
UNIT
in %

1 Source composition

SOURCE	CODE	TIME SPAN	NOTES
Brian Mitchell (2013)	Mitchell	1948 - 1969	Replacing using overlapping data in 1970.
World Bank (1999)	WDI ARC	1970 - 1974	Replacing using overlapping data in 1975.
World Bank (2024)	WDI	1975 - 1978	Replacing using overlapping data in 1979.
OECD (2024)	OECD EO	1979 - 2026	Baseline source, overlaps with anchor year 2018.
International Monetary Fund (2025) (forecasts)	IMF WEO forecast	2027 - 2030	Replacing using overlapping data in 2031.

2 Harmonised series

■ GMD forecast
 — GMD estimate
 Source change
 ● IMF IFS
 ● IMF WEO
 ● IMF WEO forecast
 ● OECD EO
 ● OECD KEI
 ● WDI
 ● WDI ARC
 ● Mitchell



Indonesia

COVERAGE
1925-2030

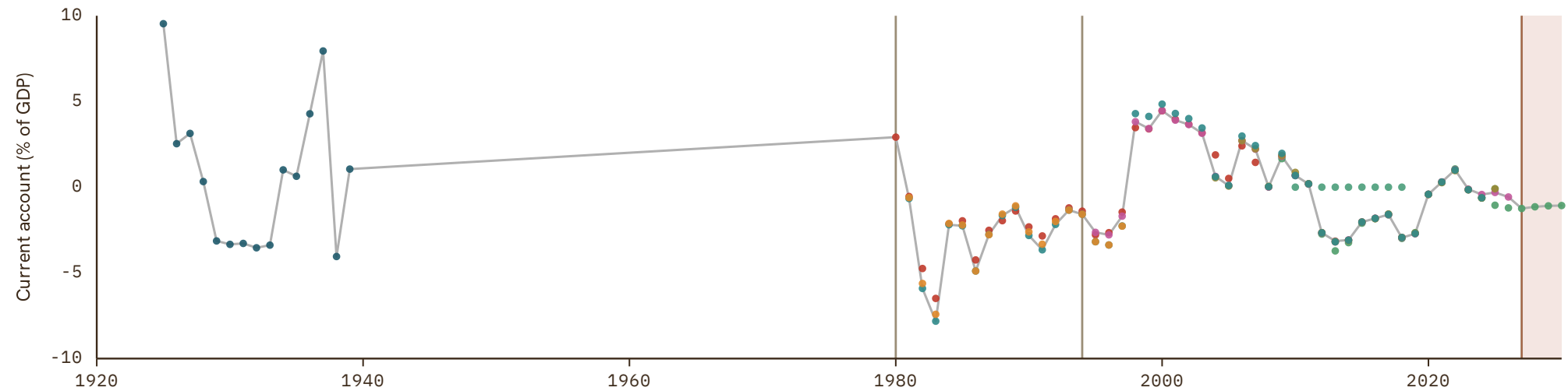
UNIT
in %

1 Source composition

SOURCE	CODE	TIME SPAN	NOTES
Brian Mitchell (2013)	Mitchell	1925 - 1979	Replacing using overlapping data in 1980.
International Monetary Fund (2025)	IMF WEO	1980 - 1980	Replacing using overlapping data in 1981.
World Bank (2024)	WDI	1981 - 1994	Replacing using overlapping data in 1995.
OECD (2024)	OECD EO	1995 - 2026	Baseline source, overlaps with anchor year 2018.
International Monetary Fund (2025) (forecasts)	IMF WEO forecast	2027 - 2030	Replacing using overlapping data in 2031.

2 Harmonised series

■ GMD forecast
 — GMD estimate
 Source change
 ● IMF IFS
 ● IMF WEO
 ● IMF WEO forecast
 ● OECD EO
 ● OECD KEI
 ● WDI
 ● WDI ARC
 ● CS1
 ● Mitchell



Iran

COVERAGE
1976-2030

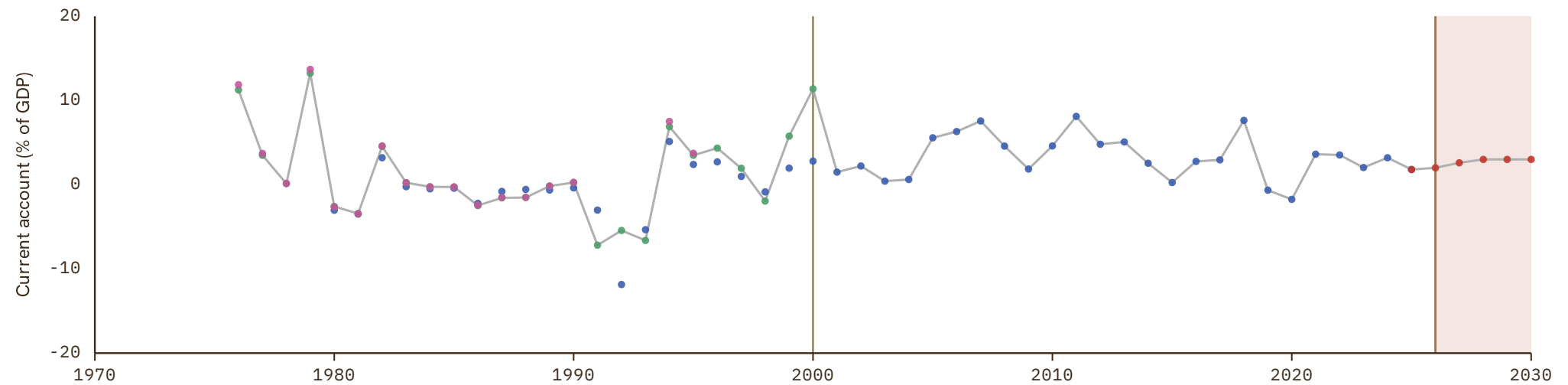
UNIT
in %

1 Source composition

SOURCE	CODE	TIME SPAN	NOTES
World Bank (2024)	WDI	1976 - 2000	Replacing using overlapping data in 2001.
International Monetary Fund (2025)	IMF WEO	2001 - 2025	Baseline source, overlaps with anchor year 2018.
International Monetary Fund (2025) (forecasts)	IMF WEO forecast	2026 - 2030	Replacing using overlapping data in 2031.

2 Harmonised series

GMD forecast
 — GMD estimate
 | Source change
 ● IMF WEO
 ● IMF WEO forecast
 ● WDI
 ● WDI ARC



Iraq

COVERAGE
1976-2030

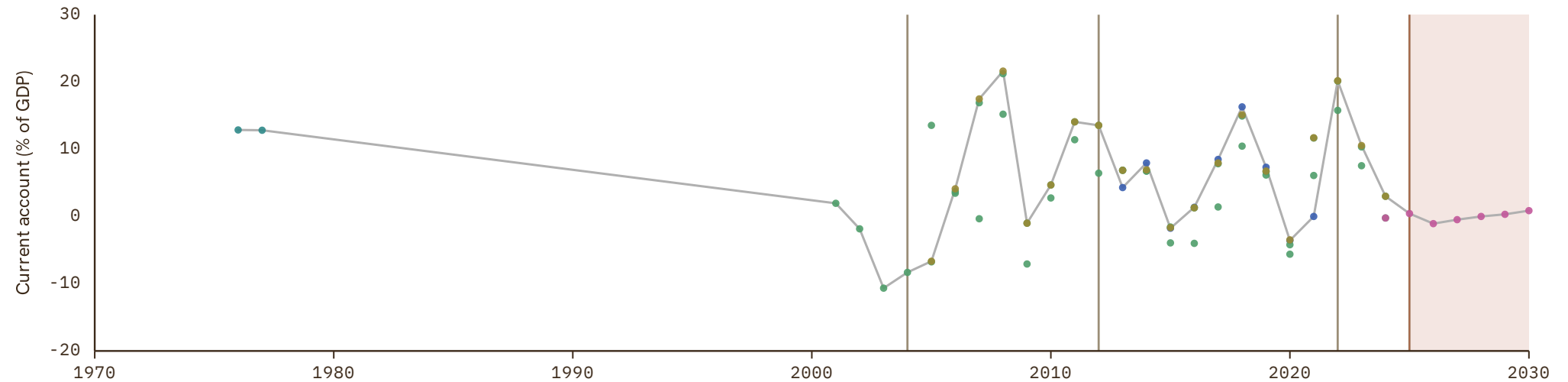
UNIT
in %

1 Source composition

SOURCE	CODE	TIME SPAN	NOTES
World Bank (1999)	WDI ARC	1976 - 2000	Replacing using overlapping data in 2001.
International Monetary Fund (2025)	IMF WEO	2001 - 2004	Replacing using overlapping data in 2005.
World Bank (2024)	WDI	2005 - 2012	Replacing using overlapping data in 2013.
Arab Monetary Fund (2024)	AMF	2013 - 2021	Baseline source, overlaps with anchor year 2018.
World Bank (2024)	WDI	2022 - 2024	Replacing using overlapping data in 2025.
International Monetary Fund (2025) (forecasts)	IMF WEO forecast	2025 - 2030	Replacing using overlapping data in 2031.

2 Harmonised series

GMD forecast
 — GMD estimate
| Source change
● AMF
● IMF IFS
● IMF WEO
● IMF WEO forecast
● WDI
● WDI ARC



Ireland

COVERAGE
1938-2030

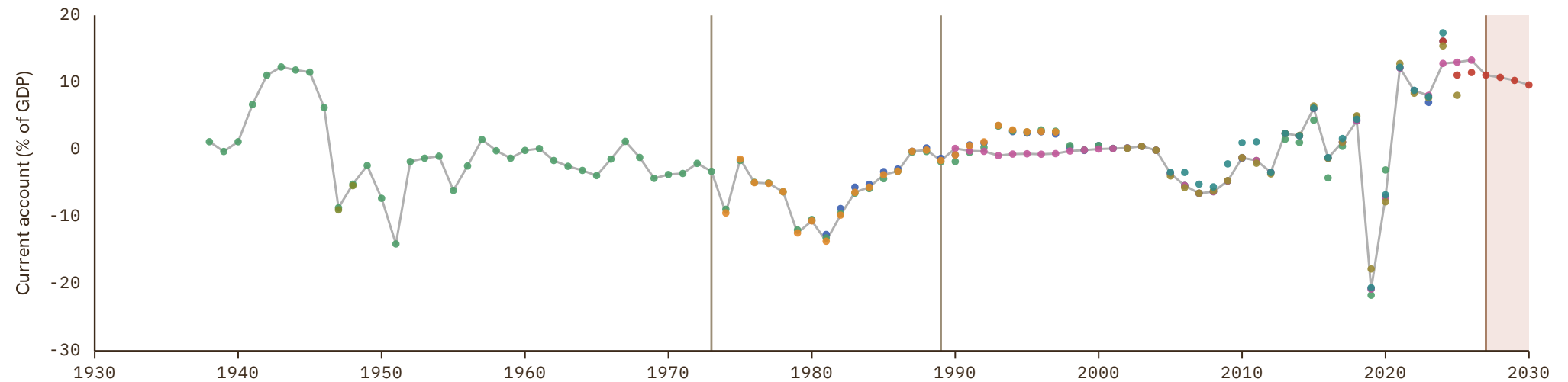
UNIT
in %

1 Source composition

SOURCE	CODE	TIME SPAN	NOTES
Jordá et al. (2017)	JST	1938 - 1973	Replacing using overlapping data in 1974.
World Bank (1999)	WDI ARC	1974 - 1989	Replacing using overlapping data in 1990.
OECD (2024)	OECD EO	1990 - 2026	Baseline source, overlaps with anchor year 2018.
International Monetary Fund (2025) (forecasts)	IMF WEO forecast	2027 - 2030	Replacing using overlapping data in 2031.

2 Harmonised series

GMD forecast
 — GMD estimate
 | Source change
 ● IMF WEO
 ● IMF WEO forecast
 ● JST
 ● OECD EO
 ● OECD KEI
 ● WDI
 ● WDI ARC
 ● Mitchell



Israel

COVERAGE
1960-2030

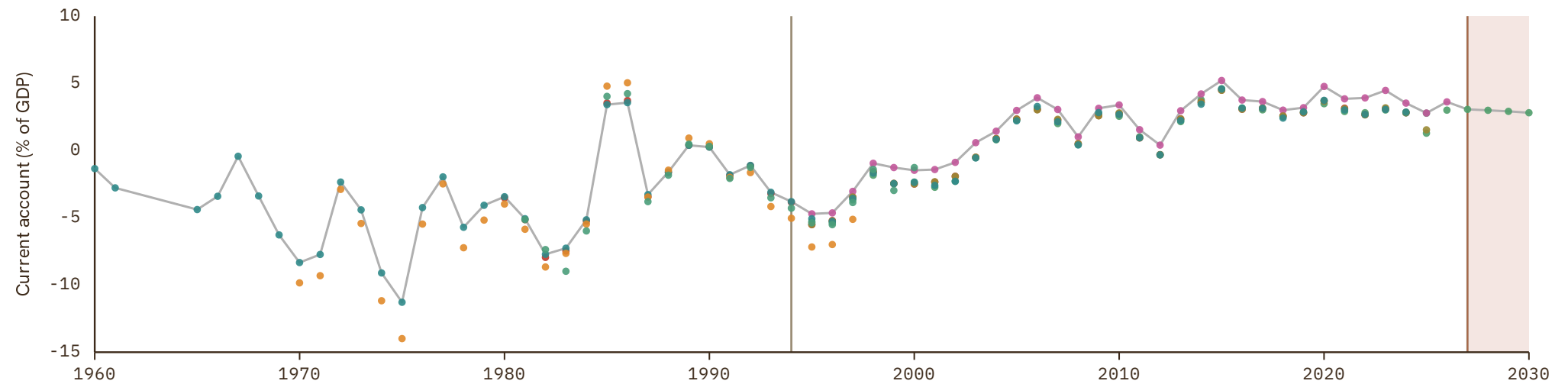
UNIT
in %

1 Source composition

SOURCE	CODE	TIME SPAN	NOTES
World Bank (2024)	WDI	1960 - 1994	Replacing using overlapping data in 1995.
OECD (2024)	OECD EO	1995 - 2026	Baseline source, overlaps with anchor year 2018.
International Monetary Fund (2025) (forecasts)	IMF WEO forecast	2027 - 2030	Replacing using overlapping data in 2031.

2 Harmonised series

■ GMD forecast
 — GMD estimate
 | Source change
 ● IMF IFS
 ● IMF WEO
 ● IMF WEO forecast
 ● OECD EO
 ● OECD KEI
 ● WDI
 ● WDI ARC
 ● CS1



Italy

COVERAGE
1861-2030

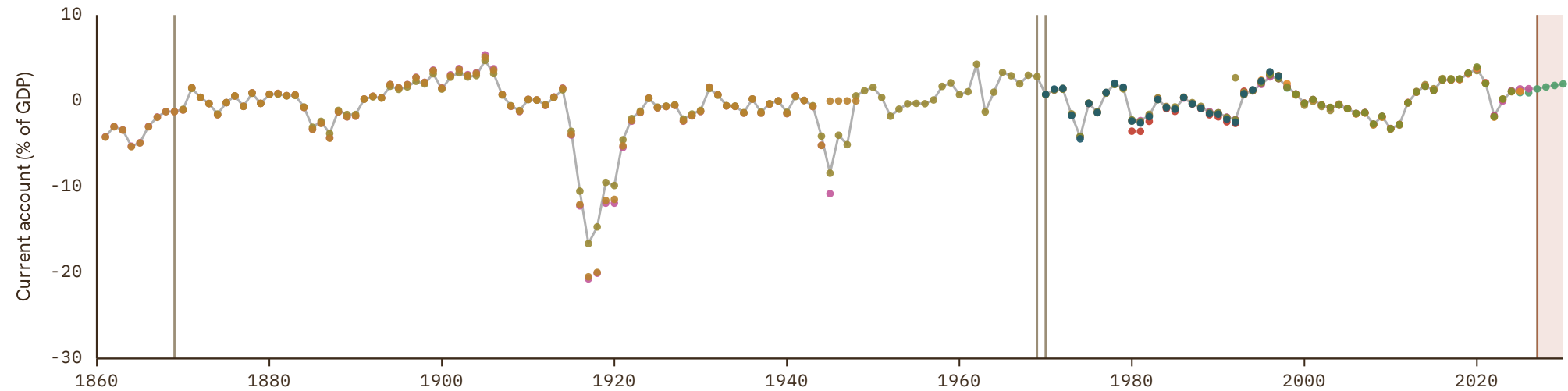
UNIT
in %

1 Source composition

SOURCE	CODE	TIME SPAN	NOTES
Matthew T. Jones et al. (1997)	JO	1861 - 1869	Replacing using overlapping data in 1870.
Jordá et al. (2017)	JST	1870 - 1969	Replacing using overlapping data in 1970.
World Bank (2024)	WDI	1970 - 1970	Replacing using overlapping data in 1971.
OECD (2024)	OECD EO	1971 - 2026	Baseline source, overlaps with anchor year 2018.
International Monetary Fund (2025) (forecasts)	IMF WEO forecast	2027 - 2030	Replacing using overlapping data in 2031.

2 Harmonised series

■ GMD forecast
 — GMD estimate
 Source change
 ● IMF IFS
 ● IMF WEO
 ● IMF WEO forecast
 ● JO
 ● JST
 ● OECD EO
 ● OECD KEI
 ● WDI
 ● WDI ARC
 ● Mitchell



Ivory Coast

COVERAGE
1965–2030

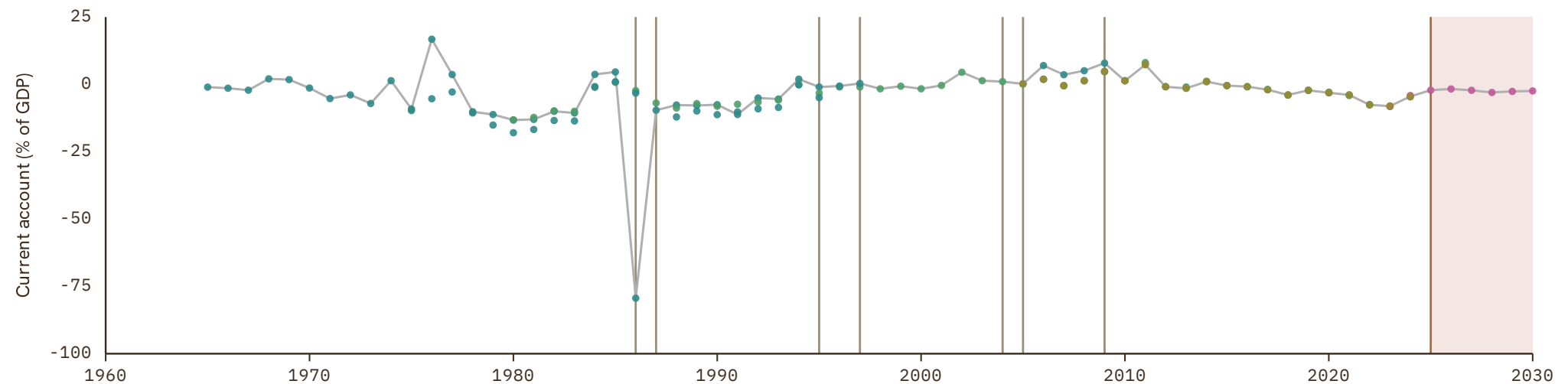
UNIT
in %

1 Source composition

SOURCE	CODE	TIME SPAN	NOTES
BCEAO (2024)	BCEAO	1965 - 1986	Replacing using overlapping data in 1987.
World Bank (1999)	WDI ARC	1987 - 1987	Replacing using overlapping data in 1988.
BCEAO (2024)	BCEAO	1988 - 1995	Replacing using overlapping data in 1996.
World Bank (1999)	WDI ARC	1996 - 1997	Replacing using overlapping data in 1998.
International Monetary Fund (2025)	IMF WEO	1998 - 2004	Replacing using overlapping data in 2005.
World Bank (2024)	WDI	2005 - 2005	Replacing using overlapping data in 2006.
BCEAO (2024)	BCEAO	2006 - 2009	Replacing using overlapping data in 2010.
World Bank (2024)	WDI	2010 - 2024	Baseline source, overlaps with anchor year 2018.
International Monetary Fund (2025) (forecasts)	IMF WEO forecast	2025 - 2030	Replacing using overlapping data in 2031.

2 Harmonised series

GMD forecast
 — GMD estimate
 | Source change
 ● BCEAO
 ● IMF IFS
 ● IMF WEO
 ● IMF WEO forecast
 ● WDI
 ● WDI ARC



Jamaica

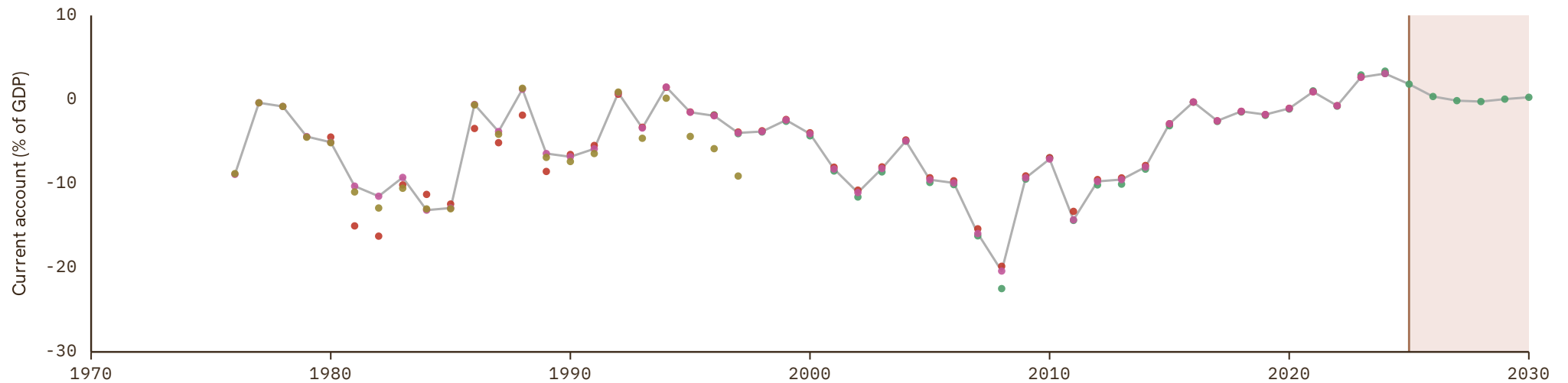
COVERAGE | UNIT
1976-2030 | in %

1 Source composition

SOURCE	CODE	TIME SPAN	NOTES
World Bank (2024)	WDI	1976 - 2024	Baseline source, overlaps with anchor year 2018.
International Monetary Fund (2025) (forecasts)	IMF WEO forecast	2025 - 2030	Replacing using overlapping data in 2031.

2 Harmonised series

GMD forecast
 — GMD estimate
 | Source change
 ● IMF IFS
 ● IMF WEO
 ● IMF WEO forecast
 ● WDI
 ● WDI ARC



Japan

COVERAGE
1875–2030

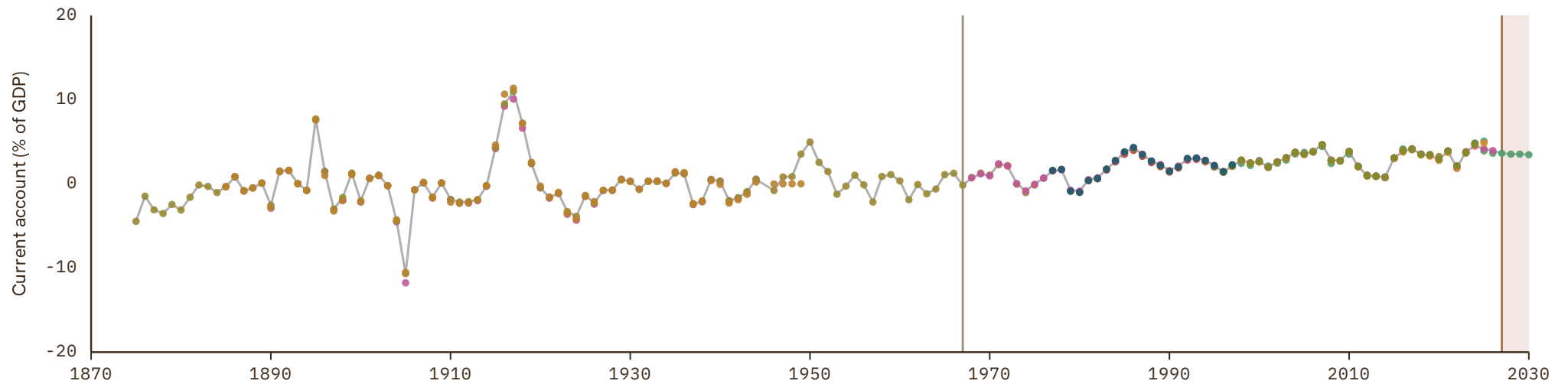
UNIT
in %

1 Source composition

SOURCE	CODE	TIME SPAN	NOTES
Jordá et al. (2017)	JST	1875 - 1967	Replacing using overlapping data in 1968.
OECD (2024)	OECD EO	1968 - 2026	Baseline source, overlaps with anchor year 2018.
International Monetary Fund (2025) (forecasts)	IMF WEO forecast	2027 - 2030	Replacing using overlapping data in 2031.

2 Harmonised series

■ GMD forecast
 — GMD estimate
 Source change
 ● IMF IFS
 ● IMF WEO
 ● IMF WEO forecast
 ● JO
 ● JST
 ● OECD EO
 ● OECD KEI
 ● WDI
 ● WDI ARC
 ● Mitchell



Jordan

COVERAGE
1972-2030

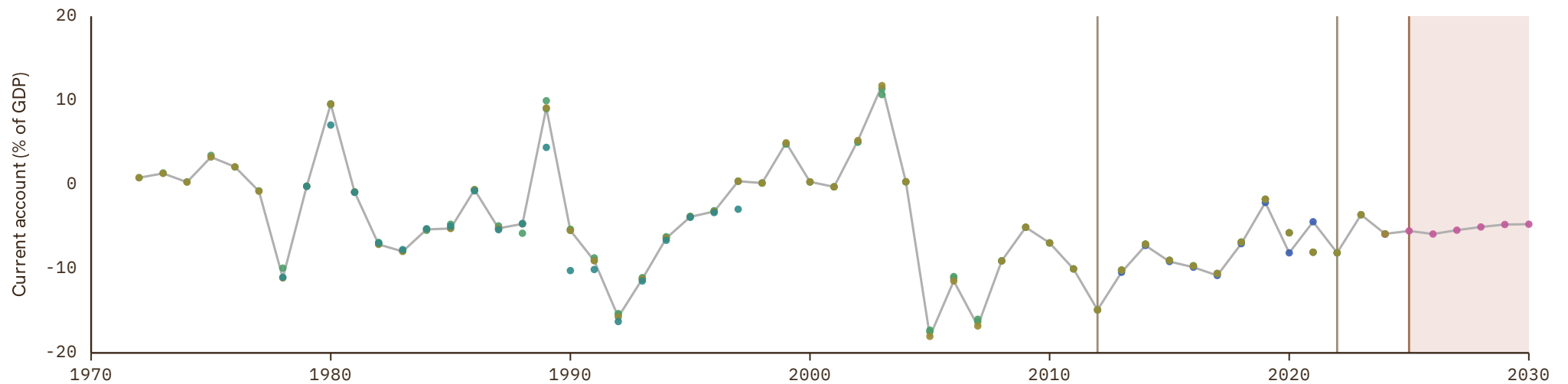
UNIT
in %

1 Source composition

SOURCE	CODE	TIME SPAN	NOTES
World Bank (2024)	WDI	1972 - 2012	Replacing using overlapping data in 2013.
Arab Monetary Fund (2024)	AMF	2013 - 2021	Baseline source, overlaps with anchor year 2018.
World Bank (2024)	WDI	2022 - 2024	Replacing using overlapping data in 2025.
International Monetary Fund (2025) (forecasts)	IMF WEO forecast	2025 - 2030	Replacing using overlapping data in 2031.

2 Harmonised series

GMD forecast
 — GMD estimate
 | Source change
 ● AMF
 ● IMF IFS
 ● IMF WEO
 ● IMF WEO forecast
 ● WDI
 ● WDI ARC



Kazakhstan

COVERAGE
1992–2030

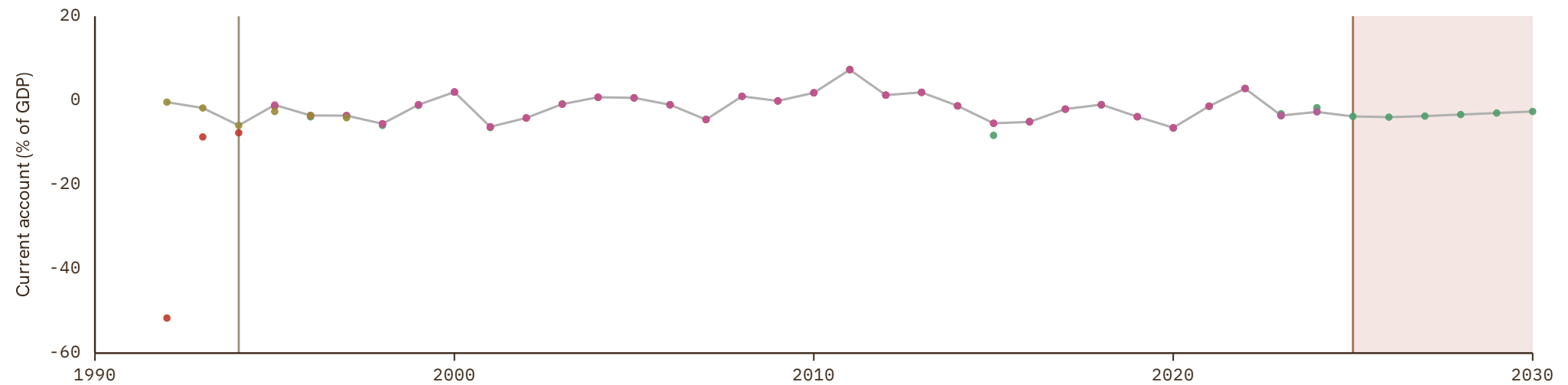
UNIT
in %

1 Source composition

SOURCE	CODE	TIME SPAN	NOTES
World Bank (1999)	WDI ARC	1992 - 1994	Replacing using overlapping data in 1995.
World Bank (2024)	WDI	1995 - 2024	Baseline source, overlaps with anchor year 2018.
International Monetary Fund (2025) (forecasts)	IMF WEO forecast	2025 - 2030	Replacing using overlapping data in 2031.

2 Harmonised series

■ GMD forecast
 — GMD estimate
 Source change
 ● IMF IFS
 ● IMF WEO
 ● IMF WEO forecast
 ● WDI
 ● WDI ARC



Kenya

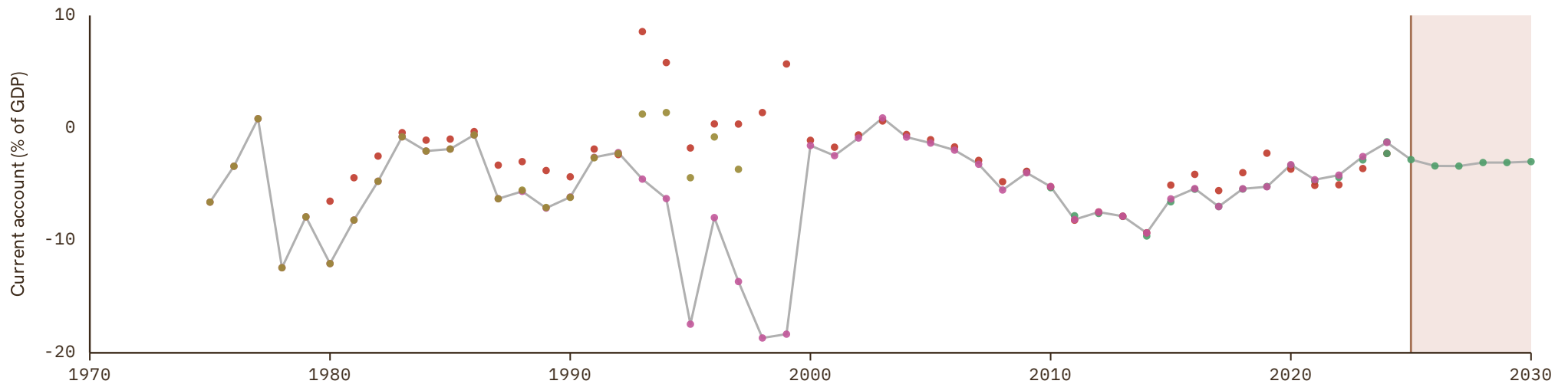
COVERAGE | UNIT
1975-2030 | in %

1 Source composition

SOURCE	CODE	TIME SPAN	NOTES
World Bank (2024)	WDI	1975 - 2024	Baseline source, overlaps with anchor year 2018.
International Monetary Fund (2025) (forecasts)	IMF WEO forecast	2025 - 2030	Replacing using overlapping data in 2031.

2 Harmonised series

GMD forecast
 GMD estimate
 Source change
 ● IMF IFS
 ● IMF WEO
 ● IMF WEO forecast
 ● WDI
 ● WDI ARC



Kuwait

COVERAGE
1975–2030

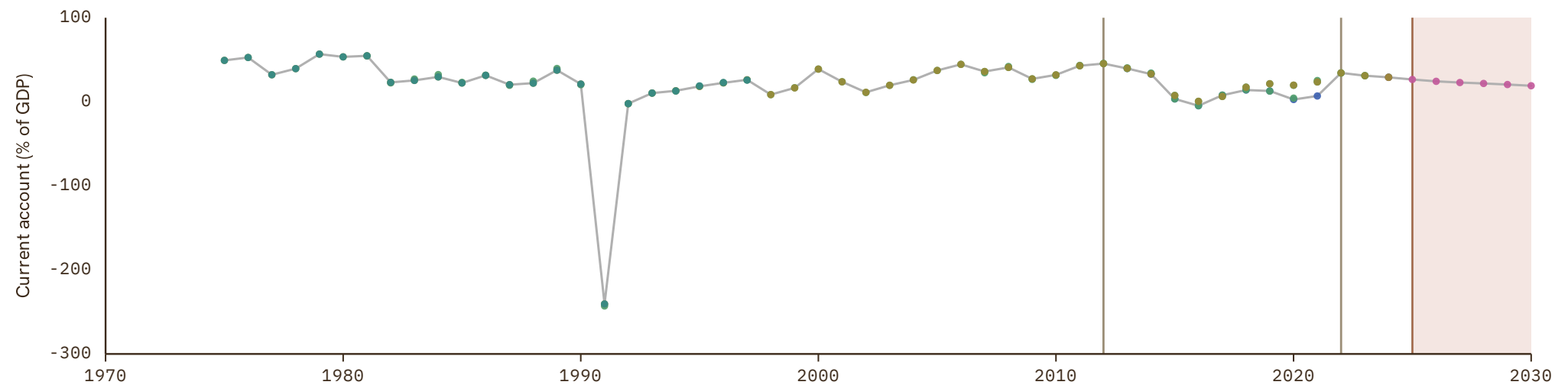
UNIT
in %

1 Source composition

SOURCE	CODE	TIME SPAN	NOTES
World Bank (2024)	WDI	1975 - 2012	Replacing using overlapping data in 2013.
Arab Monetary Fund (2024)	AMF	2013 - 2021	Baseline source, overlaps with anchor year 2018.
World Bank (2024)	WDI	2022 - 2024	Replacing using overlapping data in 2025.
International Monetary Fund (2025) (forecasts)	IMF WEO forecast	2025 - 2030	Replacing using overlapping data in 2031.

2 Harmonised series

■ GMD forecast
 — GMD estimate
 Source change
 ● AMF
 ● IMF IFS
 ● IMF WEO
 ● IMF WEO forecast
 ● WDI
 ● WDI ARC



Kyrgyzstan

COVERAGE
1992-2030

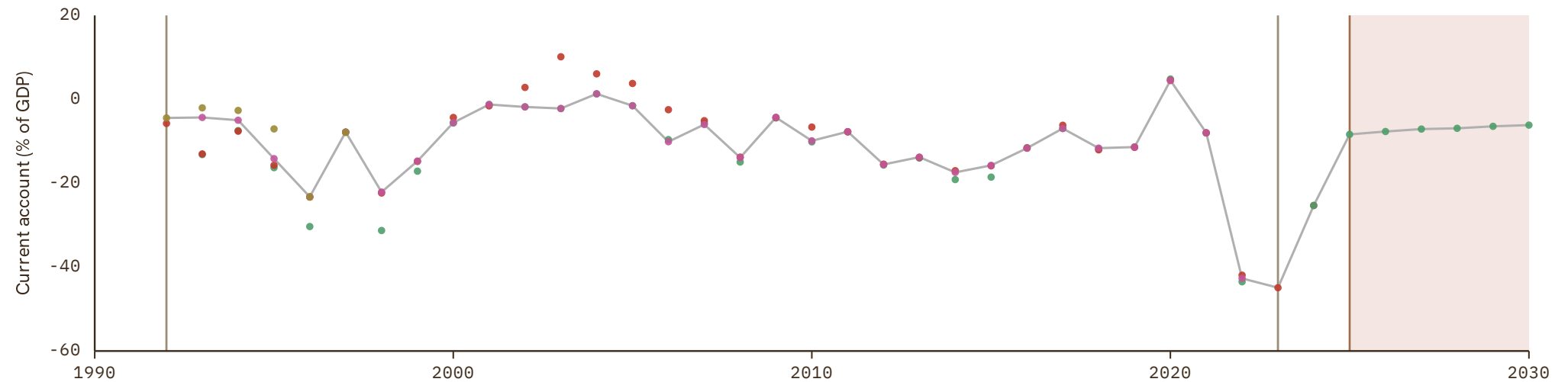
UNIT
in %

1 Source composition

SOURCE	CODE	TIME SPAN	NOTES
World Bank (1999)	WDI ARC	1992 - 1992	Replacing using overlapping data in 1993.
World Bank (2024)	WDI	1993 - 2022	Baseline source, overlaps with anchor year 2018.
International Monetary Fund (2025)	IMF WEO	2023 - 2024	Replacing using overlapping data in 2025.
International Monetary Fund (2025) (forecasts)	IMF WEO forecast	2025 - 2030	Replacing using overlapping data in 2031.

2 Harmonised series

■ GMD forecast
 — GMD estimate
 Source change
 ● IMF IFS
 ● IMF WEO
 ● IMF WEO forecast
 ● WDI
 ● WDI ARC



Laos

COVERAGE
1980-2030

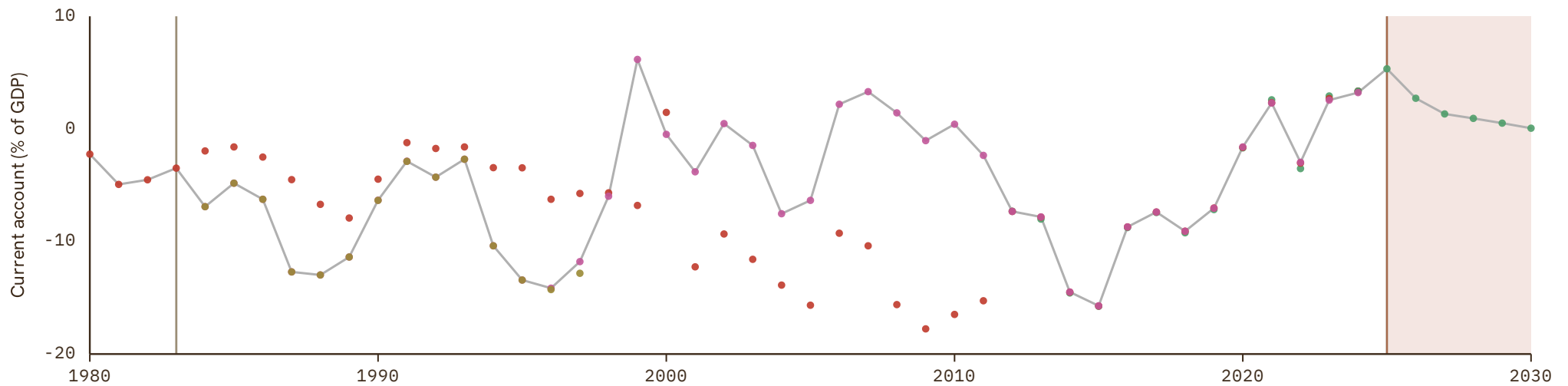
UNIT
in %

1 Source composition

SOURCE	CODE	TIME SPAN	NOTES
International Monetary Fund (2025)	IMF WEO	1980 - 1983	Replacing using overlapping data in 1984.
World Bank (2024)	WDI	1984 - 2024	Baseline source, overlaps with anchor year 2018.
International Monetary Fund (2025) (forecasts)	IMF WEO forecast	2025 - 2030	Replacing using overlapping data in 2031.

2 Harmonised series

■ GMD forecast
 — GMD estimate
 Source change
 ● IMF IFS
 ● IMF WEO
 ● IMF WEO forecast
 ● WDI
 ● WDI ARC



Latvia

COVERAGE
1992-2030

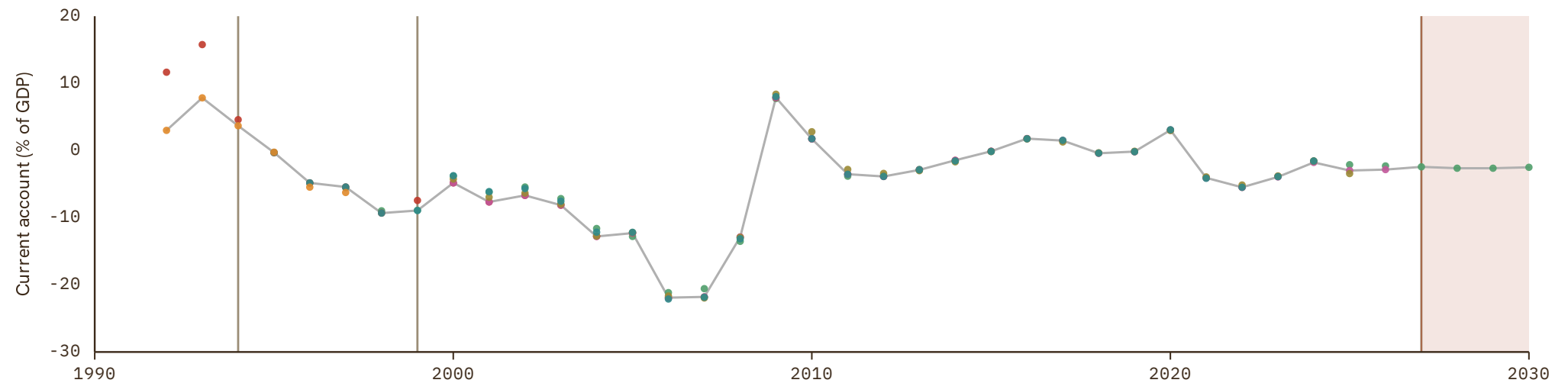
UNIT
in %

1 Source composition

SOURCE	CODE	TIME SPAN	NOTES
World Bank (1999)	WDI ARC	1992 - 1994	Replacing using overlapping data in 1995.
World Bank (2024)	WDI	1995 - 1999	Replacing using overlapping data in 2000.
OECD (2024)	OECD EO	2000 - 2026	Baseline source, overlaps with anchor year 2018.
International Monetary Fund (2025) (forecasts)	IMF WEO forecast	2027 - 2030	Replacing using overlapping data in 2031.

2 Harmonised series

■ GMD forecast
 — GMD estimate
 Source change
 ● IMF IFS
 ● IMF WEO
 ● IMF WEO forecast
 ● OECD EO
 ● OECD KEI
 ● WDI
 ● WDI ARC



Lebanon

COVERAGE

1980–2024

UNIT

in %

1 Source composition

SOURCE	CODE	TIME SPAN	NOTES
International Monetary Fund (2025)	IMF WEO	1980 - 1988	Replacing using overlapping data in 1989.
World Bank (1999)	WDI ARC	1989 - 1997	Replacing using overlapping data in 1998.
International Monetary Fund (2025)	IMF WEO	1998 - 2001	Replacing using overlapping data in 2002.
World Bank (2024)	WDI	2002 - 2012	Replacing using overlapping data in 2013.
Arab Monetary Fund (2024)	AMF	2013 - 2021	Baseline source, overlaps with anchor year 2018.
World Bank (2024)	WDI	2022 - 2023	Replacing using overlapping data in 2024.
International Monetary Fund (2025) (forecasts)	IMF WEO forecast	2024 - 2024	Replacing using overlapping data in 2025.

2 Harmonised series

█ GMD forecast
 — GMD estimate
 Source change
 ● AMF
 ● IMF IFS
 ● IMF WEO
 ● IMF WEO forecast
 ● WDI
 ● WDI ARC



Lesotho

COVERAGE
1975-2030

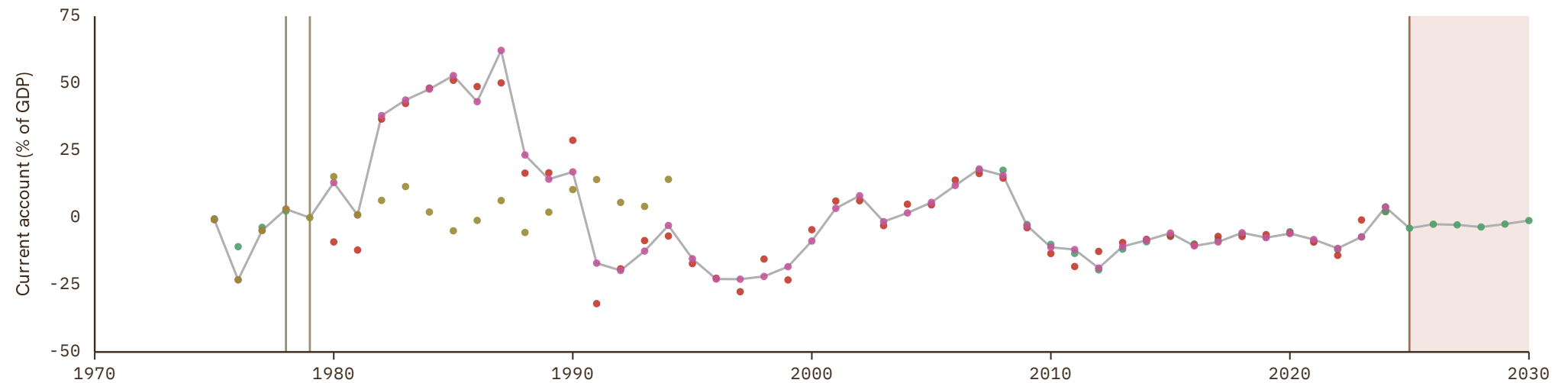
UNIT
in %

1 Source composition

SOURCE	CODE	TIME SPAN	NOTES
World Bank (2024)	WDI	1975 - 1978	Replacing using overlapping data in 1979.
World Bank (1999)	WDI ARC	1979 - 1979	Replacing using overlapping data in 1980.
World Bank (2024)	WDI	1980 - 2024	Baseline source, overlaps with anchor year 2018.
International Monetary Fund (2025) (forecasts)	IMF WEO forecast	2025 - 2030	Replacing using overlapping data in 2031.

2 Harmonised series

■ GMD forecast
 — GMD estimate
 Source change
 ● IMF IFS
 ● IMF WEO
 ● IMF WEO forecast
 ● WDI
 ● WDI ARC



Liberia

COVERAGE
1979-2030

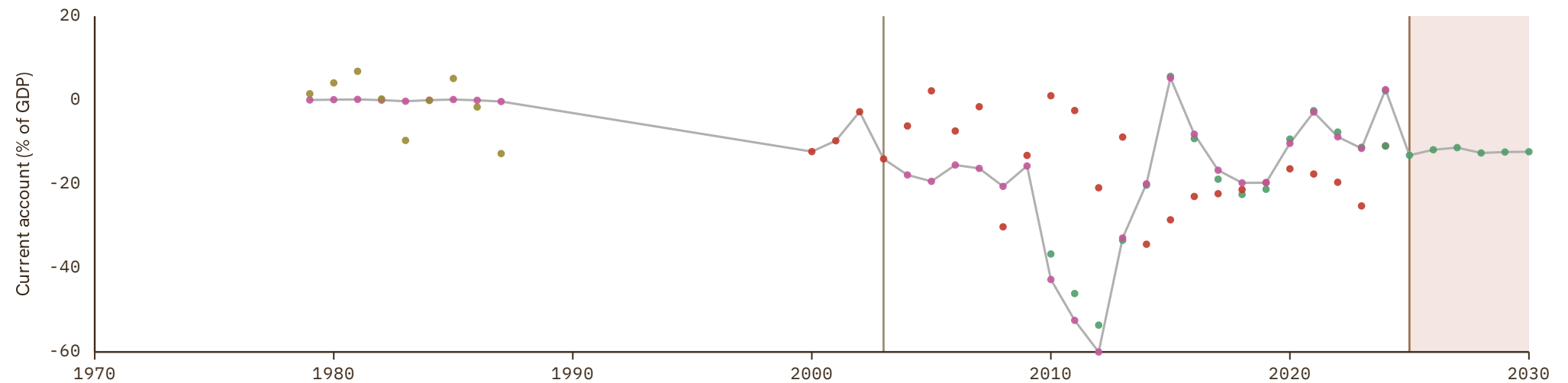
UNIT
in %

1 Source composition

SOURCE	CODE	TIME SPAN	NOTES
World Bank (2024)	WDI	1979 - 1999	Replacing using overlapping data in 2000.
International Monetary Fund (2025)	IMF WEO	2000 - 2003	Replacing using overlapping data in 2004.
World Bank (2024)	WDI	2004 - 2024	Baseline source, overlaps with anchor year 2018.
International Monetary Fund (2025) (forecasts)	IMF WEO forecast	2025 - 2030	Replacing using overlapping data in 2031.

2 Harmonised series

■ GMD forecast
 — GMD estimate
 Source change
 ● IMF IFS
 ● IMF WEO
 ● IMF WEO forecast
 ● WDI
 ● WDI ARC



Libya

COVERAGE
1977-2030

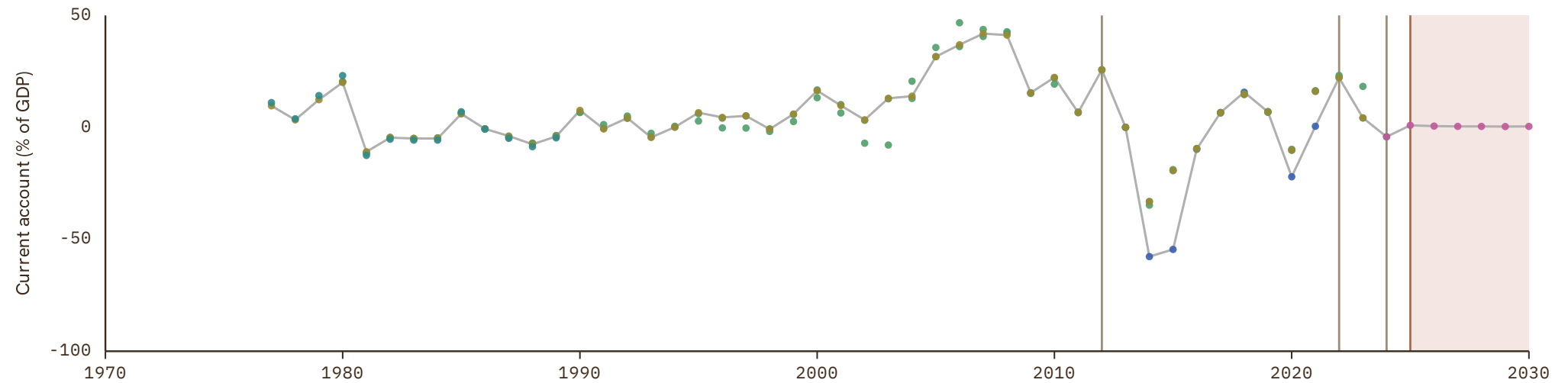
UNIT
in %

1 Source composition

SOURCE	CODE	TIME SPAN	NOTES
World Bank (2024)	WDI	1977 - 2012	Replacing using overlapping data in 2013.
Arab Monetary Fund (2024)	AMF	2013 - 2021	Baseline source, overlaps with anchor year 2018.
World Bank (2024)	WDI	2022 - 2023	Replacing using overlapping data in 2024.
International Monetary Fund (2025)	IMF WEO	2024 - 2024	Replacing using overlapping data in 2025.
International Monetary Fund (2025) (forecasts)	IMF WEO forecast	2025 - 2030	Replacing using overlapping data in 2031.

2 Harmonised series

■ GMD forecast
 — GMD estimate
 Source change
 ● AMF
 ● IMF IFS
 ● IMF WEO
 ● IMF WEO forecast
 ● WDI
 ● WDI ARC



Lithuania

COVERAGE
1993–2030

UNIT
in %

1 Source composition

SOURCE	CODE	TIME SPAN	NOTES
World Bank (1999)	WDI ARC	1993 - 1994	Replacing using overlapping data in 1995.
World Bank (2024)	WDI	1995 - 2003	Replacing using overlapping data in 2004.
OECD (2024)	OECD EO	2004 - 2026	Baseline source, overlaps with anchor year 2018.
International Monetary Fund (2025) (forecasts)	IMF WEO forecast	2027 - 2030	Replacing using overlapping data in 2031.

2 Harmonised series

GMD forecast
 — GMD estimate
 | Source change
 ● IMF IFS
 ● IMF WEO
 ● IMF WEO forecast
 ● OECD EO
 ● OECD KEI
 ● WDI
 ● WDI ARC



Luxembourg

COVERAGE
1995-2030

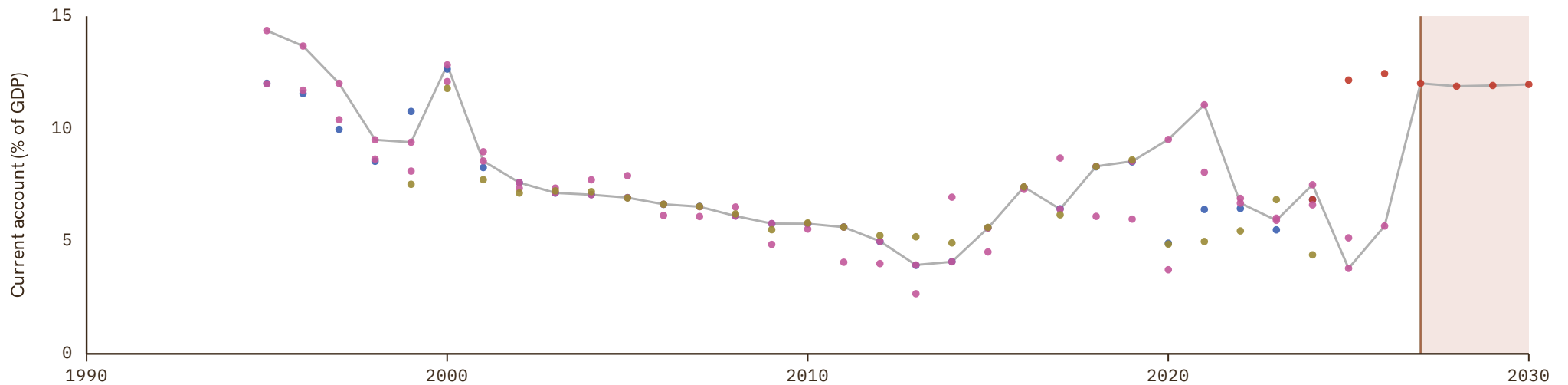
UNIT
in %

1 Source composition

SOURCE	CODE	TIME SPAN	NOTES
OECD (2024)	OECD EO	1995 - 2026	Baseline source, overlaps with anchor year 2018.
International Monetary Fund (2025) (forecasts)	IMF WEO forecast	2027 - 2030	Replacing using overlapping data in 2031.

2 Harmonised series

GMD forecast
 — GMD estimate
 | Source change
 ● IMF WEO
 ● IMF WEO forecast
 ● OECD EO
 ● OECD KEI
 ● WDI



Macedonia

 COVERAGE
1992–2030

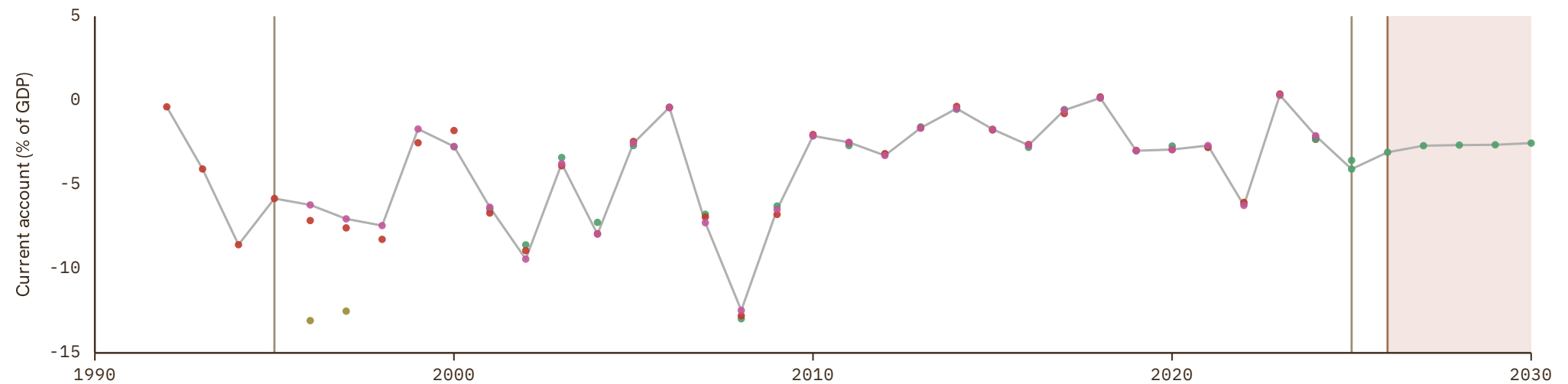
 UNIT
in %

1 Source composition

SOURCE	CODE	TIME SPAN	NOTES
International Monetary Fund (2025)	IMF WEO	1992 - 1995	Replacing using overlapping data in 1996.
World Bank (2024)	WDI	1996 - 2024	Baseline source, overlaps with anchor year 2018.
International Monetary Fund (2025)	IMF IFS	2025 - 2025	Replacing using overlapping data in 2026.
International Monetary Fund (2025) (forecasts)	IMF WEO forecast	2026 - 2030	Replacing using overlapping data in 2031.

2 Harmonised series

■ GMD forecast
 — GMD estimate
 | Source change
 ● IMF IFS
 ● IMF WEO
 ● IMF WEO forecast
 ● WDI
 ● WDI ARC



Madagascar

COVERAGE
1974-2030

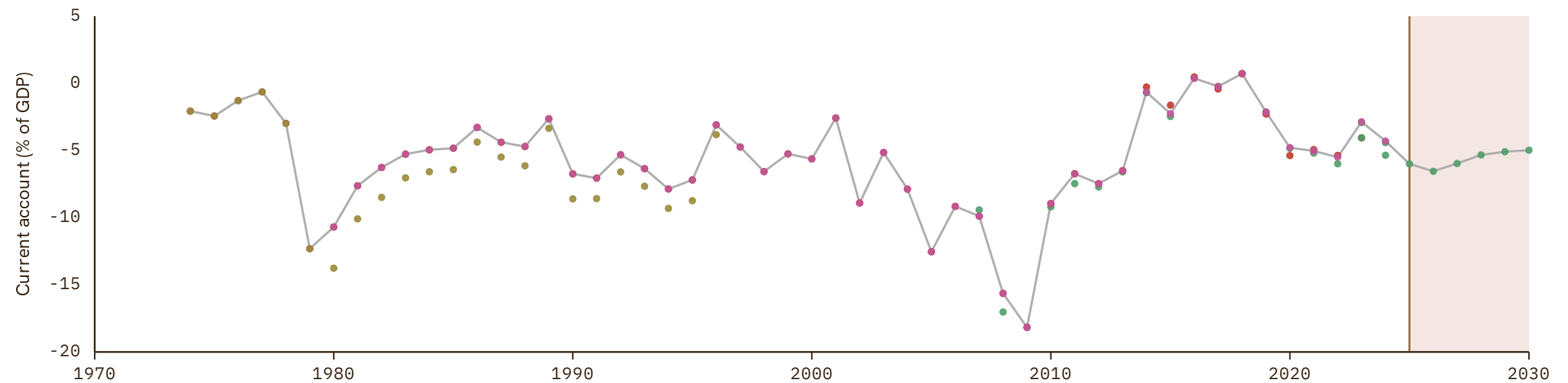
UNIT
in %

1 Source composition

SOURCE	CODE	TIME SPAN	NOTES
World Bank (2024)	WDI	1974 - 2024	Baseline source, overlaps with anchor year 2018.
International Monetary Fund (2025) (forecasts)	IMF WEO forecast	2025 - 2030	Replacing using overlapping data in 2031.

2 Harmonised series

GMD forecast
 — GMD estimate
 | Source change
 ● IMF IFS
 ● IMF WEO
 ● IMF WEO forecast
 ● WDI
 ● WDI ARC



Malawi

COVERAGE
1977-2030

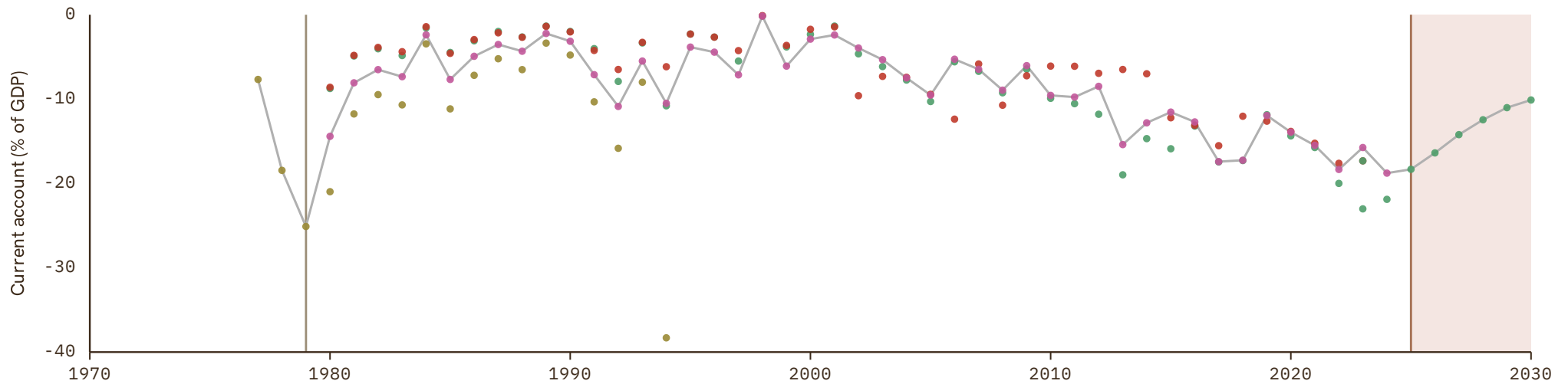
UNIT
in %

1 Source composition

SOURCE	CODE	TIME SPAN	NOTES
World Bank (1999)	WDI ARC	1977 - 1979	Replacing using overlapping data in 1980.
World Bank (2024)	WDI	1980 - 2024	Baseline source, overlaps with anchor year 2018.
International Monetary Fund (2025) (forecasts)	IMF WEO forecast	2025 - 2030	Replacing using overlapping data in 2031.

2 Harmonised series

█ GMD forecast
 — GMD estimate
 Source change
 ● IMF IFS
 ● IMF WEO
 ● IMF WEO forecast
 ● WDI
 ● WDI ARC



Malaysia

COVERAGE
1974-2030

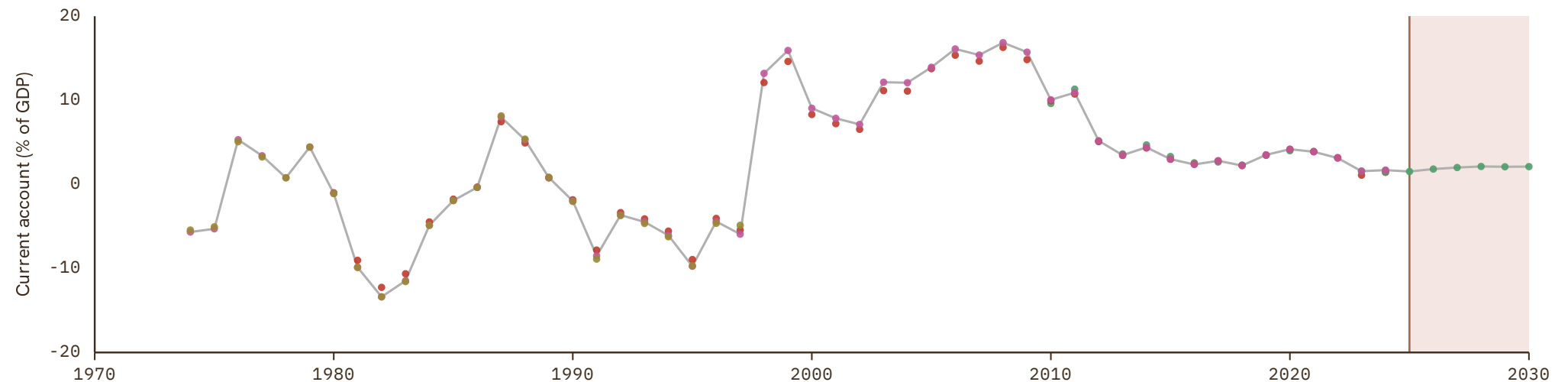
UNIT
in %

1 Source composition

SOURCE	CODE	TIME SPAN	NOTES
World Bank (2024)	WDI	1974 - 2024	Baseline source, overlaps with anchor year 2018.
International Monetary Fund (2025) (forecasts)	IMF WEO forecast	2025 - 2030	Replacing using overlapping data in 2031.

2 Harmonised series

█ GMD forecast
 — GMD estimate
 | Source change
 ● IMF IFS
 ● IMF WEO
 ● IMF WEO forecast
 ● WDI
 ● WDI ARC



Maldives

COVERAGE
1978-2030

UNIT
in %

1 Source composition

SOURCE	CODE	TIME SPAN	NOTES
World Bank (2024)	WDI	1978 - 2024	Baseline source, overlaps with anchor year 2018.
International Monetary Fund (2025) (forecasts)	IMF WEO forecast	2025 - 2030	Replacing using overlapping data in 2031.

2 Harmonised series

GMD forecast
 — GMD estimate
 | Source change
 ● IMF IFS
 ● IMF WEO
 ● IMF WEO forecast
 ● WDI
 ● WDI ARC



Mali

COVERAGE
1964-2030

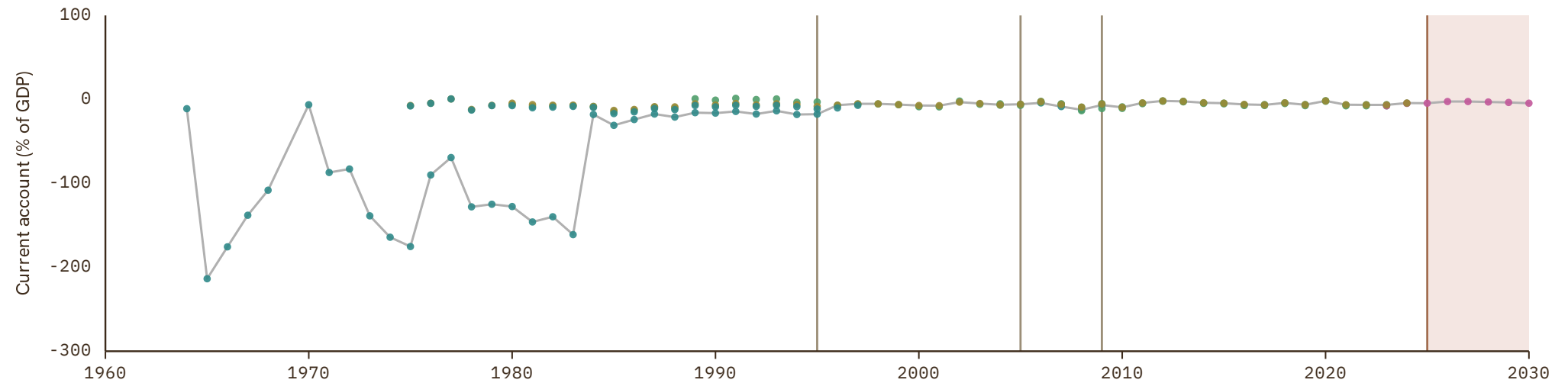
UNIT
in %

1 Source composition

SOURCE	CODE	TIME SPAN	NOTES
BCEAO (2024)	BCEAO	1964 - 1995	Replacing using overlapping data in 1996.
World Bank (2024)	WDI	1996 - 2005	Replacing using overlapping data in 2006.
BCEAO (2024)	BCEAO	2006 - 2009	Replacing using overlapping data in 2010.
World Bank (2024)	WDI	2010 - 2024	Baseline source, overlaps with anchor year 2018.
International Monetary Fund (2025) (forecasts)	IMF WEO forecast	2025 - 2030	Replacing using overlapping data in 2031.

2 Harmonised series

■ GMD forecast
 — GMD estimate
 | Source change
 ● BCEAO
 ● IMF IFS
 ● IMF WEO
 ● IMF WEO forecast
 ● WDI
 ● WDI ARC



Malta

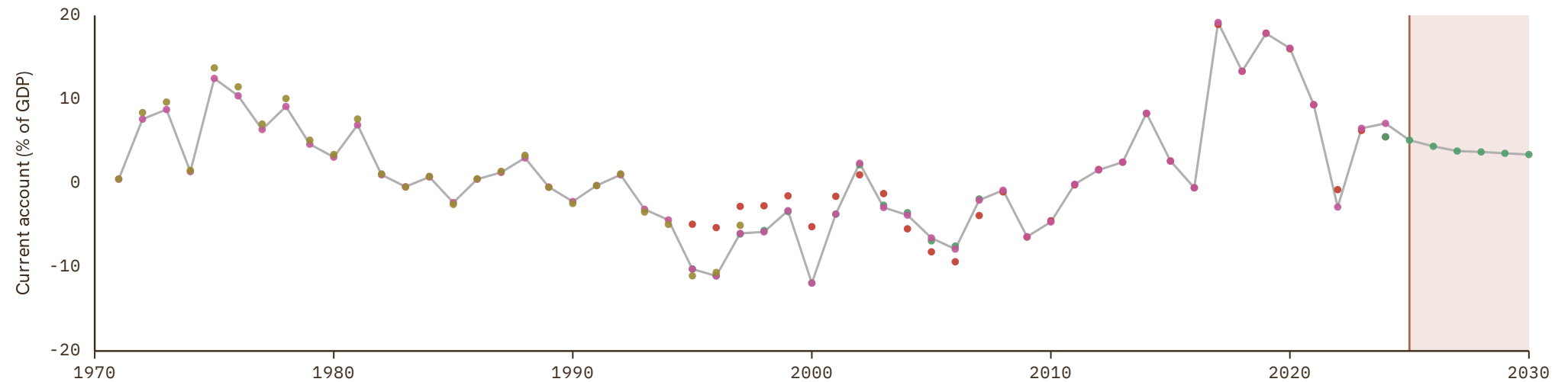
COVERAGE | UNIT
1971-2030 | in %

1 Source composition

SOURCE	CODE	TIME SPAN	NOTES
World Bank (2024)	WDI	1971 - 2024	Baseline source, overlaps with anchor year 2018.
International Monetary Fund (2025) (forecasts)	IMF WEO forecast	2025 - 2030	Replacing using overlapping data in 2031.

2 Harmonised series

GMD forecast
 — GMD estimate
 | Source change
 ● IMF IFS
 ● IMF WEO
 ● IMF WEO forecast
 ● WDI
 ● WDI ARC



Mauritania

 COVERAGE
1975–2030

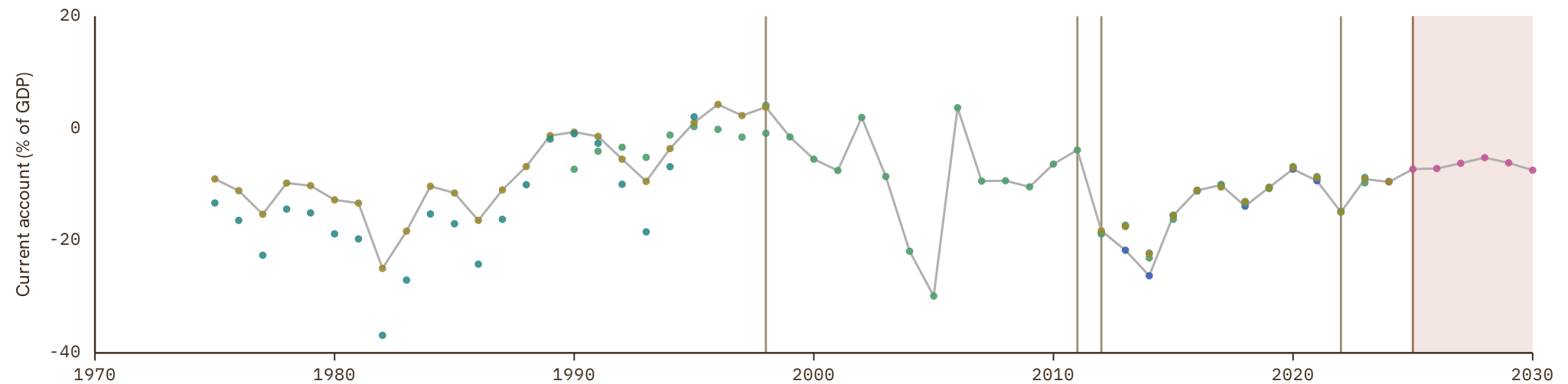
 UNIT
in %

1 Source composition

SOURCE	CODE	TIME SPAN	NOTES
World Bank (2024)	WDI	1975 - 1998	Replacing using overlapping data in 1999.
International Monetary Fund (2025)	IMF WEO	1999 - 2011	Replacing using overlapping data in 2012.
World Bank (2024)	WDI	2012 - 2012	Replacing using overlapping data in 2013.
Arab Monetary Fund (2024)	AMF	2013 - 2021	Baseline source, overlaps with anchor year 2018.
World Bank (2024)	WDI	2022 - 2024	Replacing using overlapping data in 2025.
International Monetary Fund (2025) (forecasts)	IMF WEO forecast	2025 - 2030	Replacing using overlapping data in 2031.

2 Harmonised series

GMD forecast
 — GMD estimate
 | Source change
 ● AMF
 ● IMF IFS
 ● IMF WEO
 ● IMF WEO forecast
 ● WDI
 ● WDI ARC



Mauritius

COVERAGE | UNIT
1976-2030 | in %

1 Source composition

SOURCE	CODE	TIME SPAN	NOTES
World Bank (2024)	WDI	1976 - 2024	Baseline source, overlaps with anchor year 2018.
International Monetary Fund (2025) (forecasts)	IMF WEO forecast	2025 - 2030	Replacing using overlapping data in 2031.

2 Harmonised series

GMD forecast
 — GMD estimate
| Source change
● IMF IFS
● IMF WEO
● IMF WEO forecast
● WDI
● WDI ARC



Mexico

COVERAGE
1979-2030

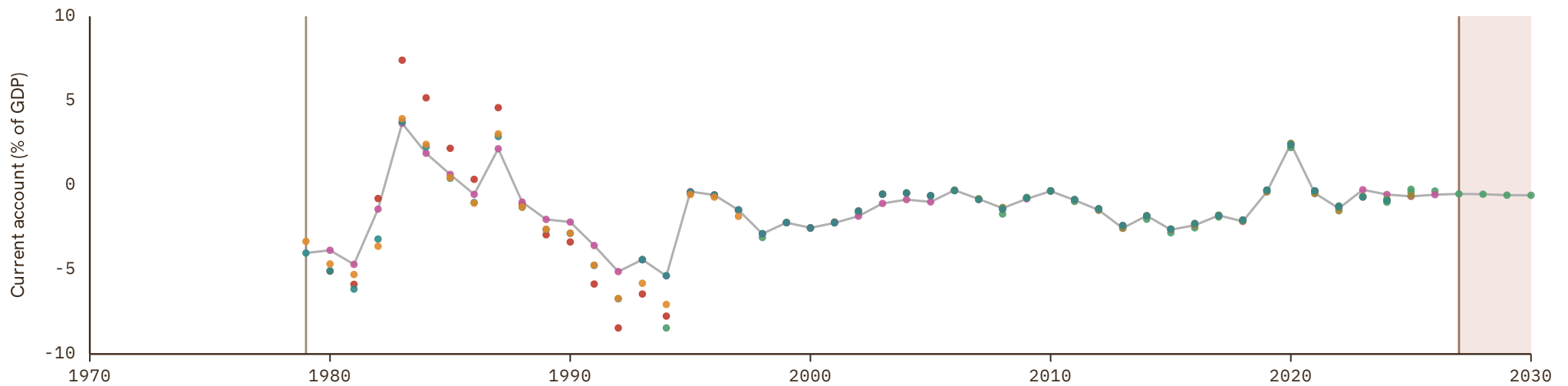
UNIT
in %

1 Source composition

SOURCE	CODE	TIME SPAN	NOTES
World Bank (2024)	WDI	1979 - 1979	Replacing using overlapping data in 1980.
OECD (2024)	OECD EO	1980 - 2026	Baseline source, overlaps with anchor year 2018.
International Monetary Fund (2025) (forecasts)	IMF WEO forecast	2027 - 2030	Replacing using overlapping data in 2031.

2 Harmonised series

GMD forecast
 — GMD estimate
| Source change
● IMF IFS
● IMF WEO
● IMF WEO forecast
● OECD EO
● OECD KEI
● WDI
● WDI ARC



Moldova

COVERAGE
1992–2030

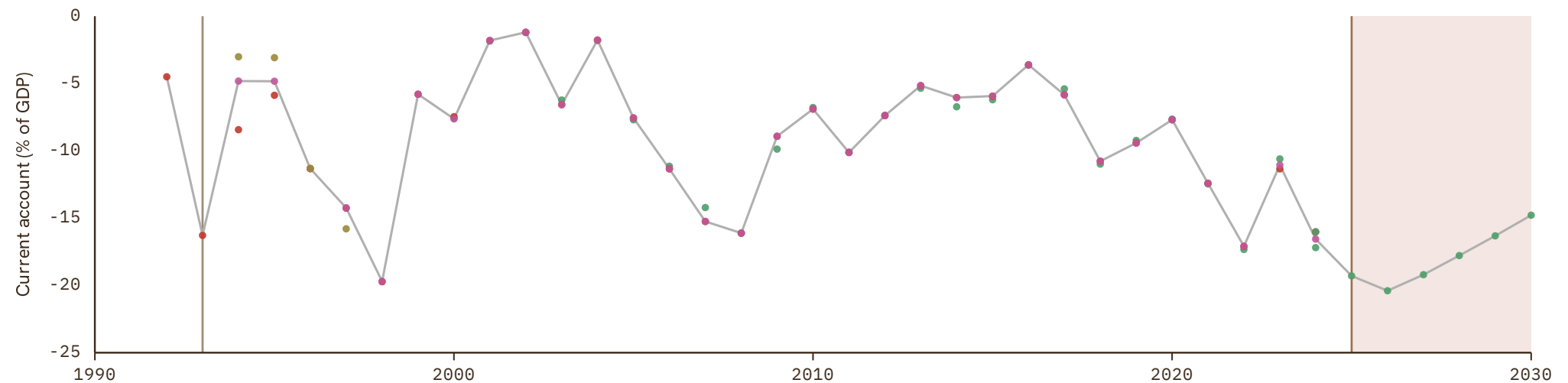
UNIT
in %

1 Source composition

SOURCE	CODE	TIME SPAN	NOTES
International Monetary Fund (2025)	IMF WEO	1992 - 1993	Replacing using overlapping data in 1994.
World Bank (2024)	WDI	1994 - 2024	Baseline source, overlaps with anchor year 2018.
International Monetary Fund (2025) (forecasts)	IMF WEO forecast	2025 - 2030	Replacing using overlapping data in 2031.

2 Harmonised series

■ GMD forecast
 — GMD estimate
 Source change
 ● IMF IFS
 ● IMF WEO
 ● IMF WEO forecast
 ● WDI
 ● WDI ARC



Mongolia

COVERAGE
1981-2030

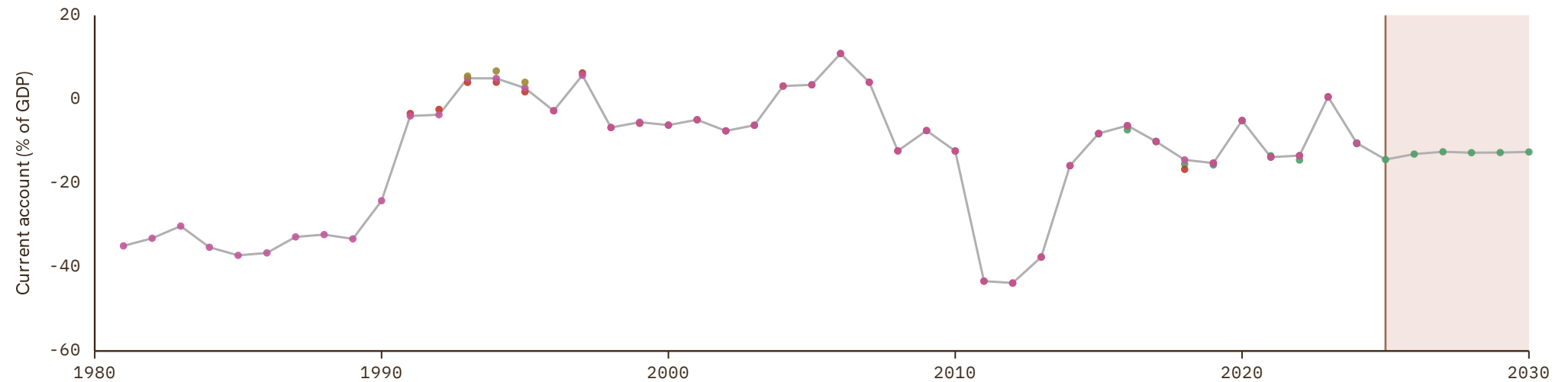
UNIT
in %

1 Source composition

SOURCE	CODE	TIME SPAN	NOTES
World Bank (2024)	WDI	1981 - 2024	Baseline source, overlaps with anchor year 2018.
International Monetary Fund (2025) (forecasts)	IMF WEO forecast	2025 - 2030	Replacing using overlapping data in 2031.

2 Harmonised series

GMD forecast
 — GMD estimate
| Source change
● IMF IFS
● IMF WEO
● IMF WEO forecast
● WDI
● WDI ARC



Montenegro

COVERAGE
2001-2030

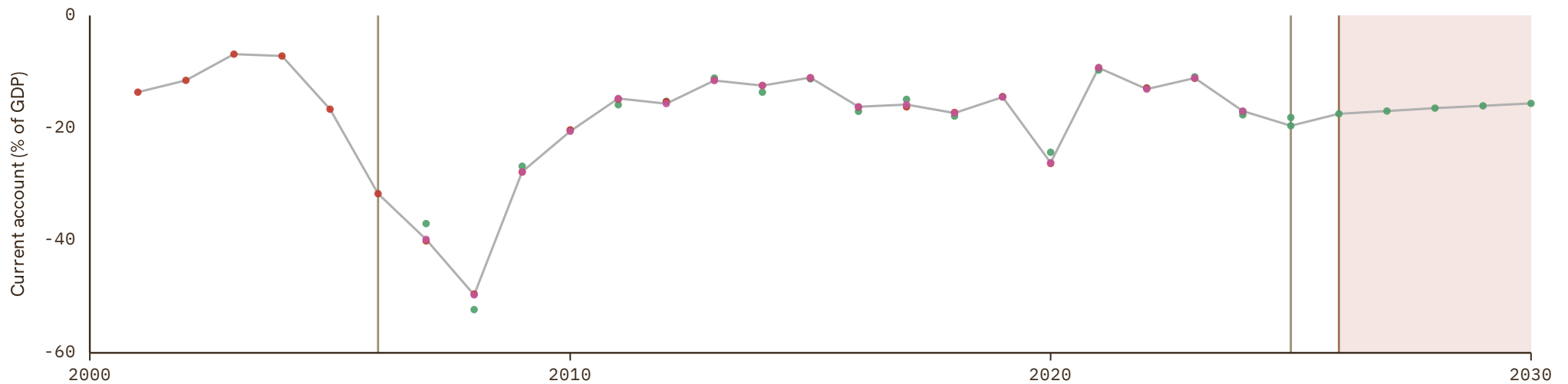
UNIT
in %

1 Source composition

SOURCE	CODE	TIME SPAN	NOTES
International Monetary Fund (2025)	IMF WEO	2001 - 2006	Replacing using overlapping data in 2007.
World Bank (2024)	WDI	2007 - 2024	Baseline source, overlaps with anchor year 2018.
International Monetary Fund (2025)	IMF IFS	2025 - 2025	Replacing using overlapping data in 2026.
International Monetary Fund (2025) (forecasts)	IMF WEO forecast	2026 - 2030	Replacing using overlapping data in 2031.

2 Harmonised series

GMD forecast
 — GMD estimate
 | Source change
 ● IMF IFS
 ● IMF WEO
 ● IMF WEO forecast
 ● WDI



Morocco

COVERAGE
1975-2030

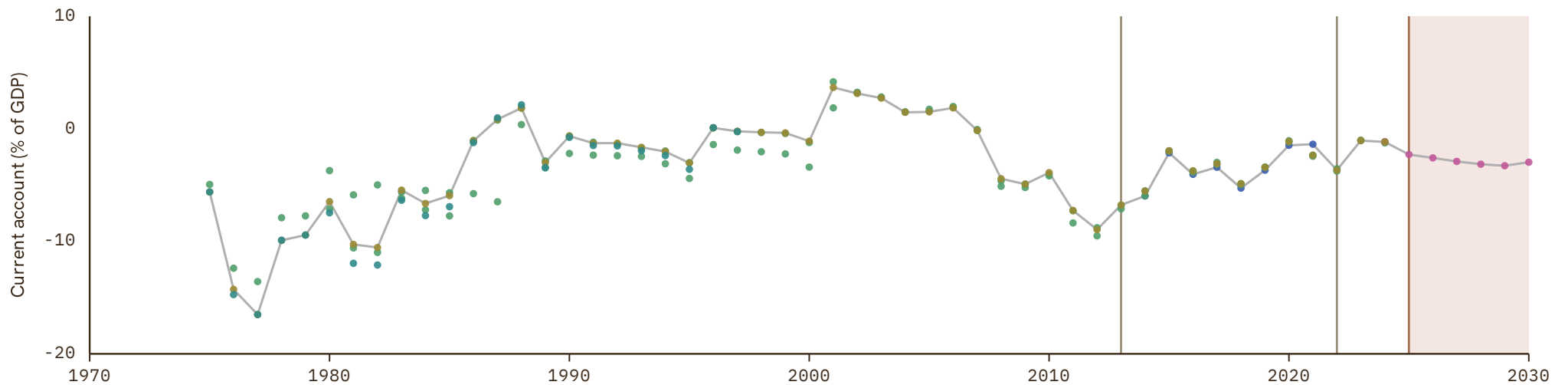
UNIT
in %

1 Source composition

SOURCE	CODE	TIME SPAN	NOTES
World Bank (2024)	WDI	1975 - 2013	Replacing using overlapping data in 2014.
Arab Monetary Fund (2024)	AMF	2014 - 2021	Baseline source, overlaps with anchor year 2018.
World Bank (2024)	WDI	2022 - 2024	Replacing using overlapping data in 2025.
International Monetary Fund (2025) (forecasts)	IMF WEO forecast	2025 - 2030	Replacing using overlapping data in 2031.

2 Harmonised series

GMD forecast
 — GMD estimate
 | Source change
 ● AMF
 ● IMF IFS
 ● IMF WEO
 ● IMF WEO forecast
 ● WDI
 ● WDI ARC



Mozambique

COVERAGE
1980–2030

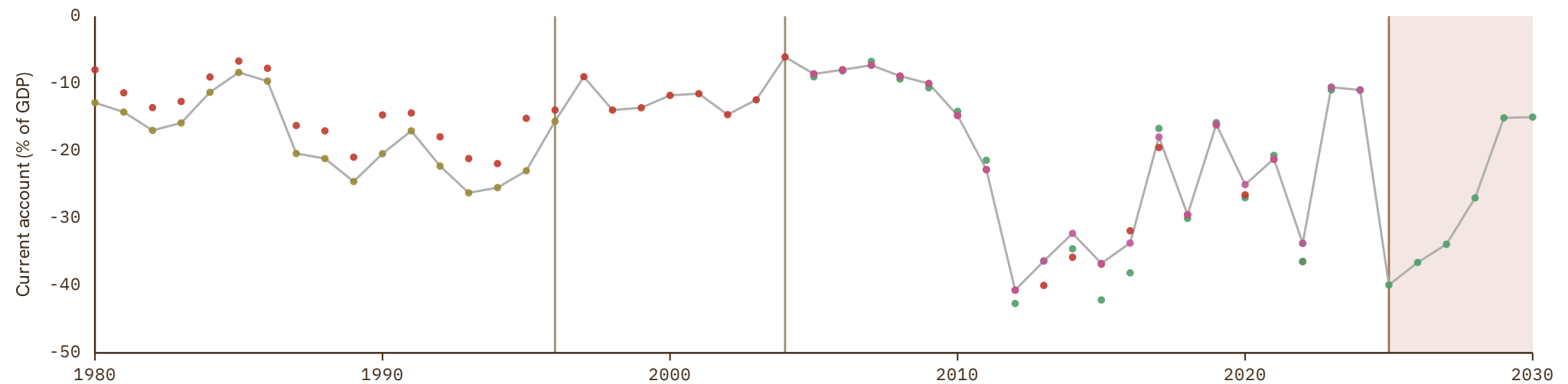
UNIT
in %

1 Source composition

SOURCE	CODE	TIME SPAN	NOTES
World Bank (1999)	WDI ARC	1980 - 1996	Replacing using overlapping data in 1997.
International Monetary Fund (2025)	IMF WEO	1997 - 2004	Replacing using overlapping data in 2005.
World Bank (2024)	WDI	2005 - 2024	Baseline source, overlaps with anchor year 2018.
International Monetary Fund (2025) (forecasts)	IMF WEO forecast	2025 - 2030	Replacing using overlapping data in 2031.

2 Harmonised series

■ GMD forecast
 — GMD estimate
 Source change
 ● IMF IFS
 ● IMF WEO
 ● IMF WEO forecast
 ● WDI
 ● WDI ARC



Myanmar

COVERAGE
1976–2030

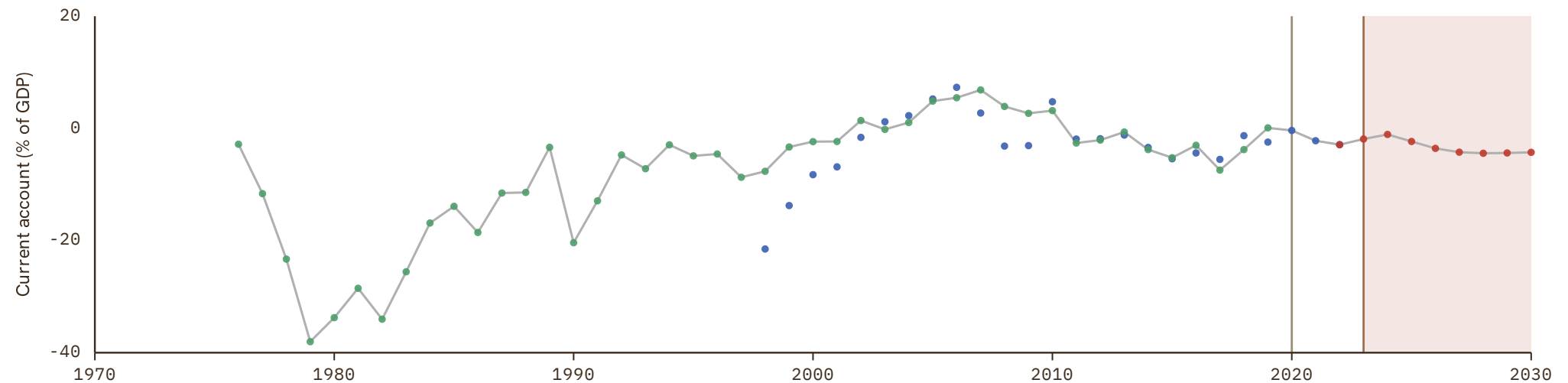
UNIT
in %

1 Source composition

SOURCE	CODE	TIME SPAN	NOTES
World Bank (2024)	WDI	1976 - 2019	Baseline source, overlaps with anchor year 2018.
International Monetary Fund (2025)	IMF WEO	2020 - 2022	Replacing using overlapping data in 2023.
International Monetary Fund (2025) (forecasts)	IMF WEO forecast	2023 - 2030	Replacing using overlapping data in 2031.

2 Harmonised series

■ GMD forecast
 — GMD estimate
 Source change
 ● IMF WEO
 ● IMF WEO forecast
 ● WDI



Namibia

COVERAGE
1990-2030

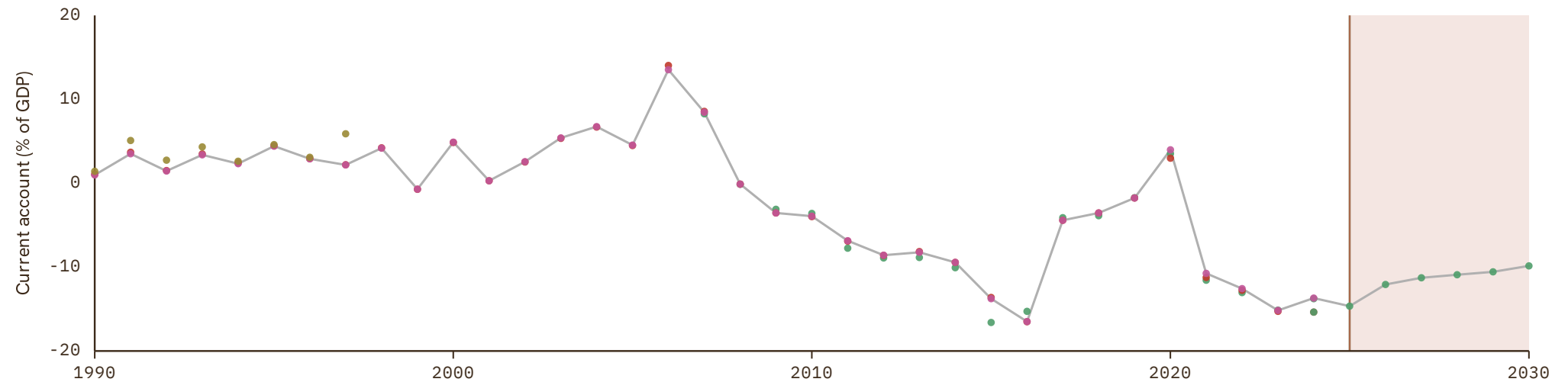
UNIT
in %

1 Source composition

SOURCE	CODE	TIME SPAN	NOTES
World Bank (2024)	WDI	1990 - 2024	Baseline source, overlaps with anchor year 2018.
International Monetary Fund (2025) (forecasts)	IMF WEO forecast	2025 - 2030	Replacing using overlapping data in 2031.

2 Harmonised series

GMD forecast
 — GMD estimate
 | Source change
 ● IMF IFS
 ● IMF WEO
 ● IMF WEO forecast
 ● WDI
 ● WDI ARC



Nepal

COVERAGE
1970-2030

UNIT
in %

1 Source composition

SOURCE	CODE	TIME SPAN	NOTES
World Bank (1999)	WDI ARC	1970 - 1975	Replacing using overlapping data in 1976.
World Bank (2024)	WDI	1976 - 2024	Baseline source, overlaps with anchor year 2018.
International Monetary Fund (2025)	IMF WEO	2025 - 2025	Replacing using overlapping data in 2026.
International Monetary Fund (2025) (forecasts)	IMF WEO forecast	2026 - 2030	Replacing using overlapping data in 2031.

2 Harmonised series

■ GMD forecast
 — GMD estimate
 Source change
 ● IMF IFS
 ● IMF WEO
 ● IMF WEO forecast
 ● WDI
 ● WDI ARC



Netherlands

COVERAGE
1870-2030

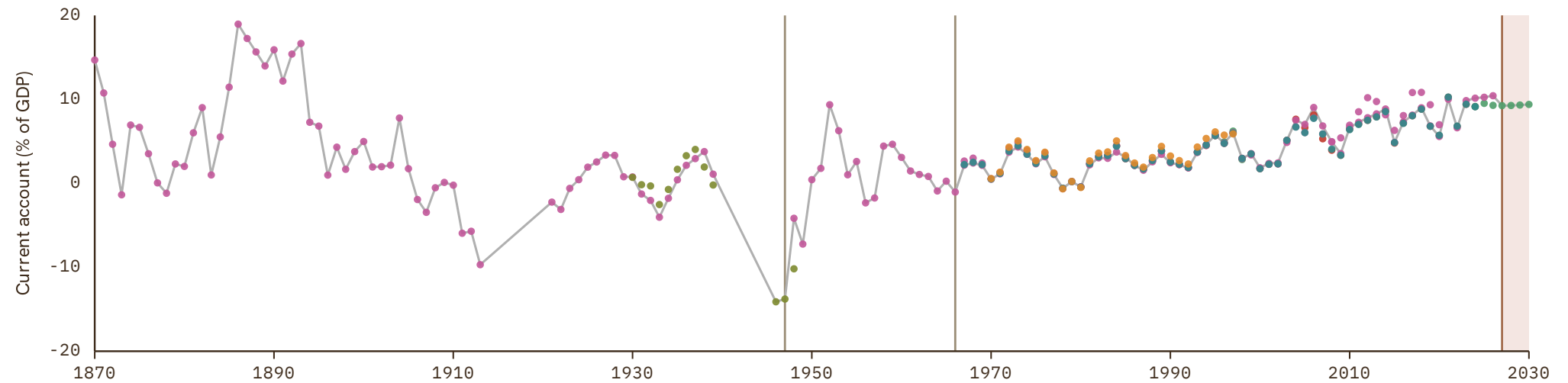
UNIT
in %

1 Source composition

SOURCE	CODE	TIME SPAN	NOTES
Jordá et al. (2017)	JST	1870 - 1945	Replacing using overlapping data in 1946.
Brian Mitchell (2013)	Mitchell	1946 - 1947	Replacing using overlapping data in 1948.
Jordá et al. (2017)	JST	1948 - 1966	Replacing using overlapping data in 1967.
OECD (2024)	OECD EO	1967 - 2026	Baseline source, overlaps with anchor year 2018.
International Monetary Fund (2025) (forecasts)	IMF WEO forecast	2027 - 2030	Replacing using overlapping data in 2031.

2 Harmonised series

■ GMD forecast
 — GMD estimate
 Source change
 ● IMF IFS
 ● IMF WEO
 ● IMF WEO forecast
 ● JST
 ● OECD EO
 ● WDI
 ● WDI ARC
 ● Mitchell



Netherlands Antilles

COVERAGE
1980-1985

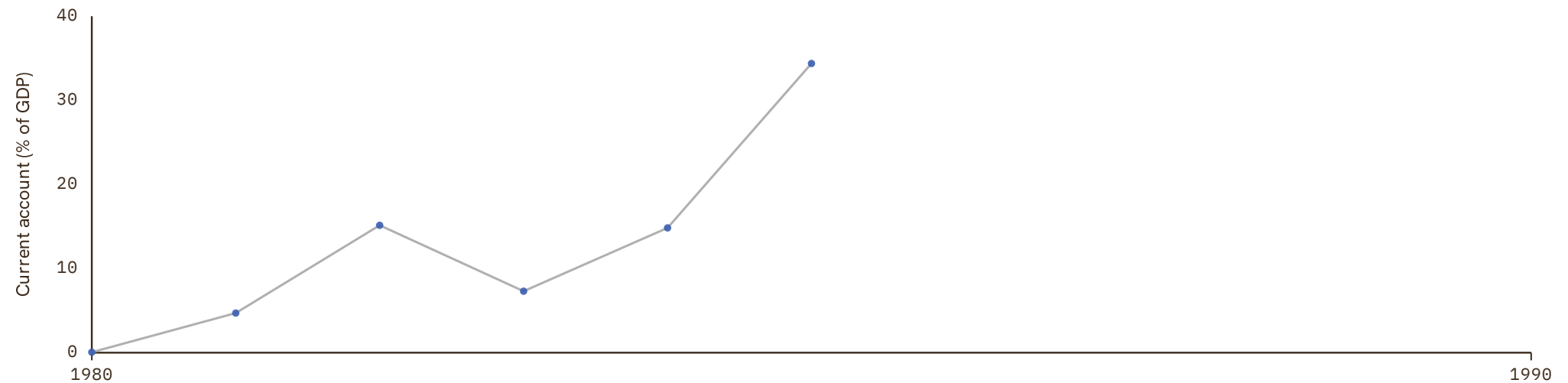
UNIT
in %

1 Source composition

SOURCE	CODE	TIME SPAN	NOTES
World Bank (1999)	WDI ARC	1980 - 1985	Replacing using overlapping data in 1986.

2 Harmonised series

— GMD estimate ● WDI ARC



New Zealand

COVERAGE
1951–2030

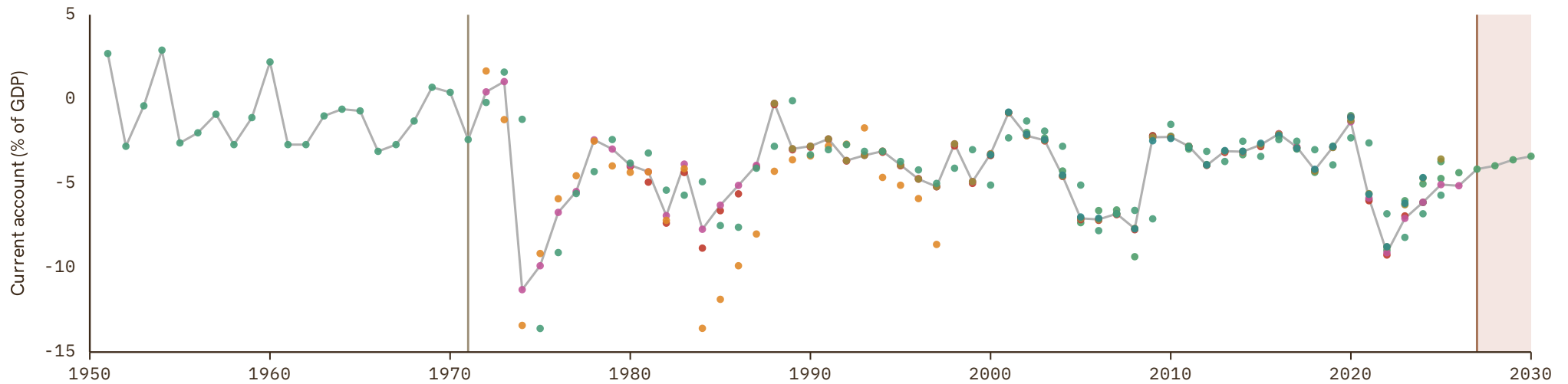
UNIT
in %

1 Source composition

SOURCE	CODE	TIME SPAN	NOTES
NZ Inst. Economic Research (2026)	CS1 NZL	1951 - 1971	Replacing using overlapping data in 1972.
OECD (2024)	OECD EO	1972 - 2026	Baseline source, overlaps with anchor year 2018.
International Monetary Fund (2025) (forecasts)	IMF WEO forecast	2027 - 2030	Replacing using overlapping data in 2031.

2 Harmonised series

■ GMD forecast
 — GMD estimate
 Source change
 ● IMF IFS
 ● IMF WEO
 ● IMF WEO forecast
 ● OECD EO
 ● OECD KEI
 ● WDI
 ● WDI ARC
 ● CS1



Nicaragua

COVERAGE
1977-2030

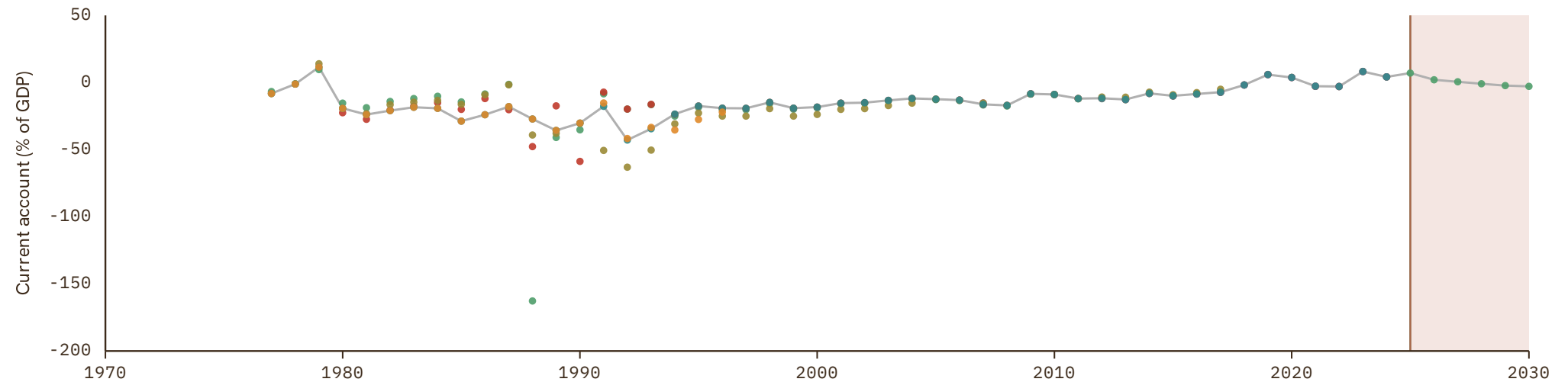
UNIT
in %

1 Source composition

SOURCE	CODE	TIME SPAN	NOTES
World Bank (2024)	WDI	1977 - 2024	Baseline source, overlaps with anchor year 2018.
International Monetary Fund (2025) (forecasts)	IMF WEO forecast	2025 - 2030	Replacing using overlapping data in 2031.

2 Harmonised series

GMD forecast
 — GMD estimate
 | Source change
 ● IMF IFS
 ● IMF WEO
 ● IMF WEO forecast
 ● SECMCA
 ● SECMCA HIST
 ● WDI
 ● WDI ARC



Niger

COVERAGE
1968–2030

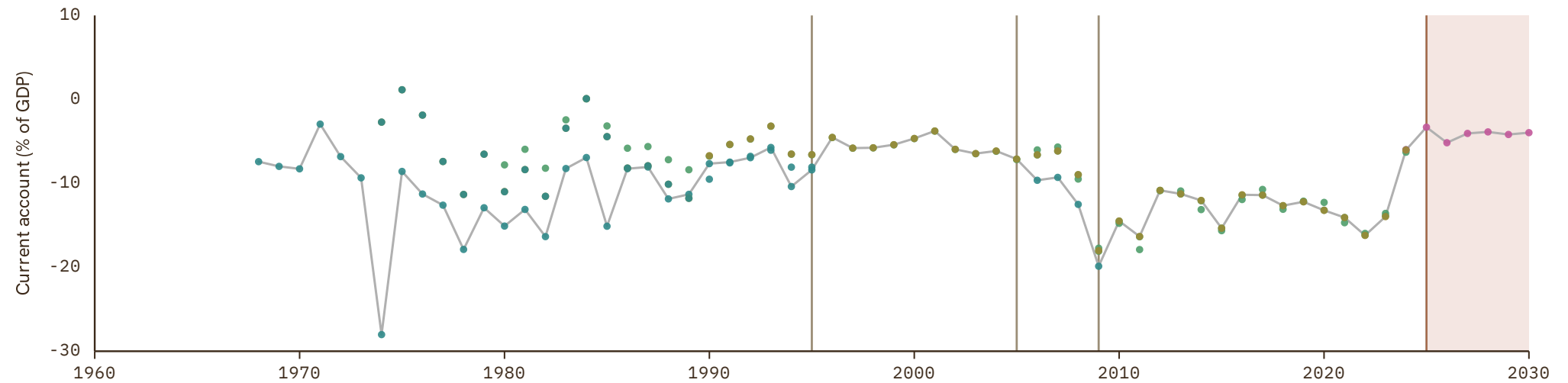
UNIT
in %

1 Source composition

SOURCE	CODE	TIME SPAN	NOTES
BCEAO (2024)	BCEAO	1968 - 1995	Replacing using overlapping data in 1996.
World Bank (2024)	WDI	1996 - 2005	Replacing using overlapping data in 2006.
BCEAO (2024)	BCEAO	2006 - 2009	Replacing using overlapping data in 2010.
World Bank (2024)	WDI	2010 - 2024	Baseline source, overlaps with anchor year 2018.
International Monetary Fund (2025) (forecasts)	IMF WEO forecast	2025 - 2030	Replacing using overlapping data in 2031.

2 Harmonised series

■ GMD forecast
 — GMD estimate
 Source change
 ● BCEAO
 ● IMF IFS
 ● IMF WEO
 ● IMF WEO forecast
 ● WDI
 ● WDI ARC



Nigeria

COVERAGE
1977-2030

UNIT
in %

1 Source composition

SOURCE	CODE	TIME SPAN	NOTES
World Bank (2024)	WDI	1977 - 2024	Baseline source, overlaps with anchor year 2018.
International Monetary Fund (2025) (forecasts)	IMF WEO forecast	2025 - 2030	Replacing using overlapping data in 2031.

2 Harmonised series

GMD forecast
 — GMD estimate
 | Source change
 ● IMF IFS
 ● IMF WEO
 ● IMF WEO forecast
 ● WDI
 ● WDI ARC



Norway

COVERAGE
1865–2030

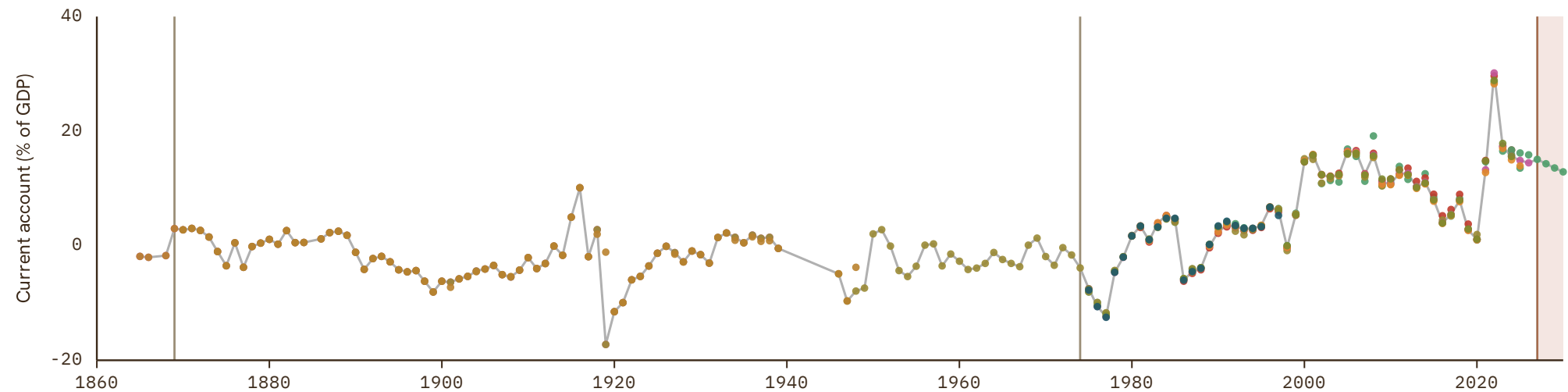
UNIT
in %

1 Source composition

SOURCE	CODE	TIME SPAN	NOTES
Matthew T. Jones et al. (1997)	JO	1865 - 1869	Replacing using overlapping data in 1870.
Jordá et al. (2017)	JST	1870 - 1974	Replacing using overlapping data in 1975.
OECD (2024)	OECD EO	1975 - 2026	Baseline source, overlaps with anchor year 2018.
International Monetary Fund (2025) (forecasts)	IMF WEO forecast	2027 - 2030	Replacing using overlapping data in 2031.

2 Harmonised series

■ GMD forecast
 — GMD estimate
 Source change
 ● IMF IFS
 ● IMF WEO
 ● IMF WEO forecast
 ● JO
 ● JST
 ● OECD EO
 ● OECD KEI
 ● WDI
 ● WDI ARC
 ● Mitchell



Oman

COVERAGE
1974-2030

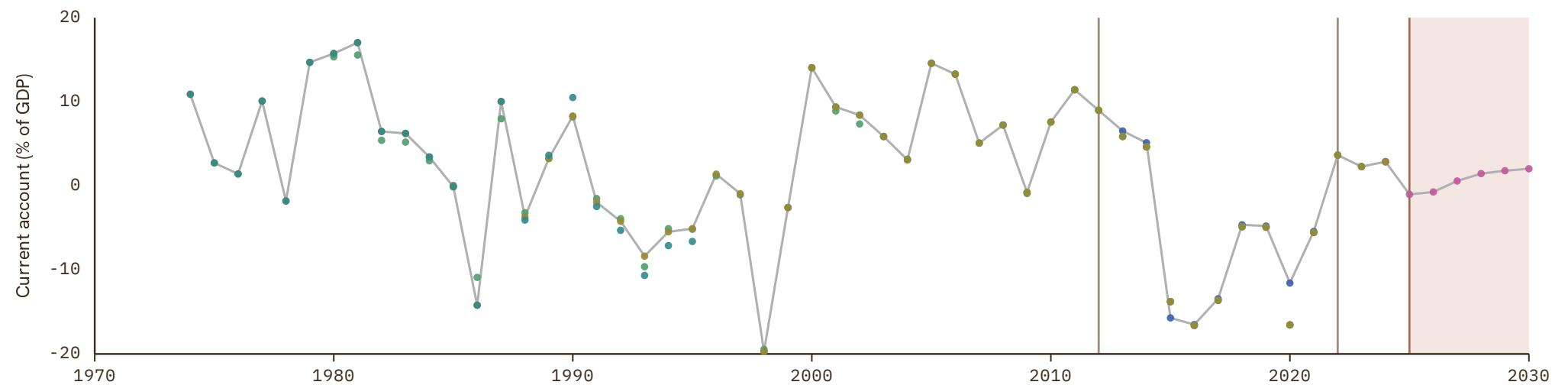
UNIT
in %

1 Source composition

SOURCE	CODE	TIME SPAN	NOTES
World Bank (2024)	WDI	1974 - 2012	Replacing using overlapping data in 2013.
Arab Monetary Fund (2024)	AMF	2013 - 2021	Baseline source, overlaps with anchor year 2018.
World Bank (2024)	WDI	2022 - 2024	Replacing using overlapping data in 2025.
International Monetary Fund (2025) (forecasts)	IMF WEO forecast	2025 - 2030	Replacing using overlapping data in 2031.

2 Harmonised series

GMD forecast
 — GMD estimate
 | Source change
 ● AMF
 ● IMF IFS
 ● IMF WEO
 ● IMF WEO forecast
 ● WDI
 ● WDI ARC



Pakistan

COVERAGE
1950–2030

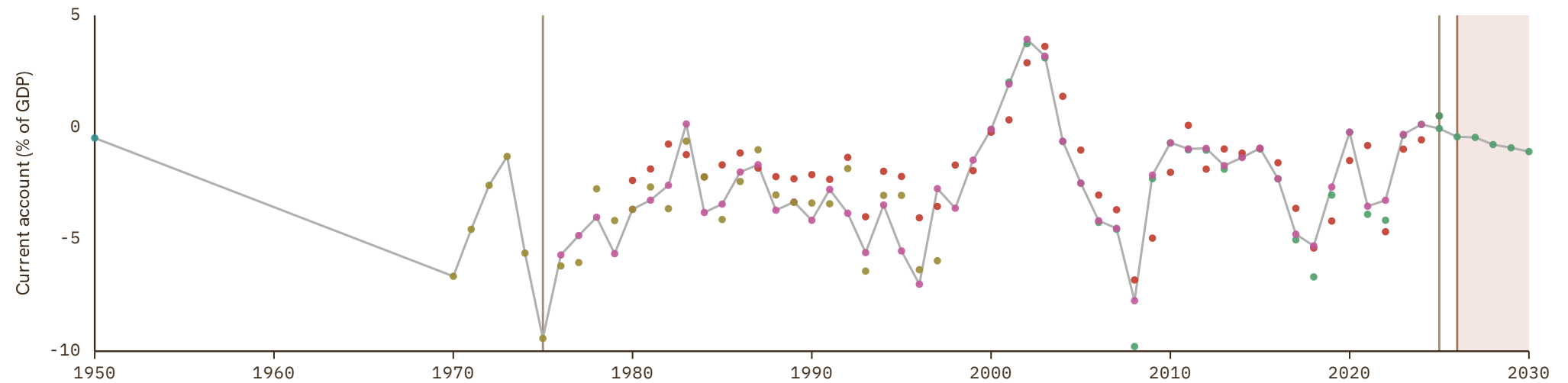
UNIT
in %

1 Source composition

SOURCE	CODE	TIME SPAN	NOTES
Brian Mitchell (2013)	Mitchell	1950 - 1969	Replacing using overlapping data in 1970.
World Bank (1999)	WDI ARC	1970 - 1975	Replacing using overlapping data in 1976.
World Bank (2024)	WDI	1976 - 2024	Baseline source, overlaps with anchor year 2018.
International Monetary Fund (2025)	IMF IFS	2025 - 2025	Replacing using overlapping data in 2026.
International Monetary Fund (2025) (forecasts)	IMF WEO forecast	2026 - 2030	Replacing using overlapping data in 2031.

2 Harmonised series

■ GMD forecast
 — GMD estimate
 Source change
 ● IMF IFS
 ● IMF WEO
 ● IMF WEO forecast
 ● WDI
 ● WDI ARC
 ● Mitchell



Palestine

COVERAGE
1994–2024

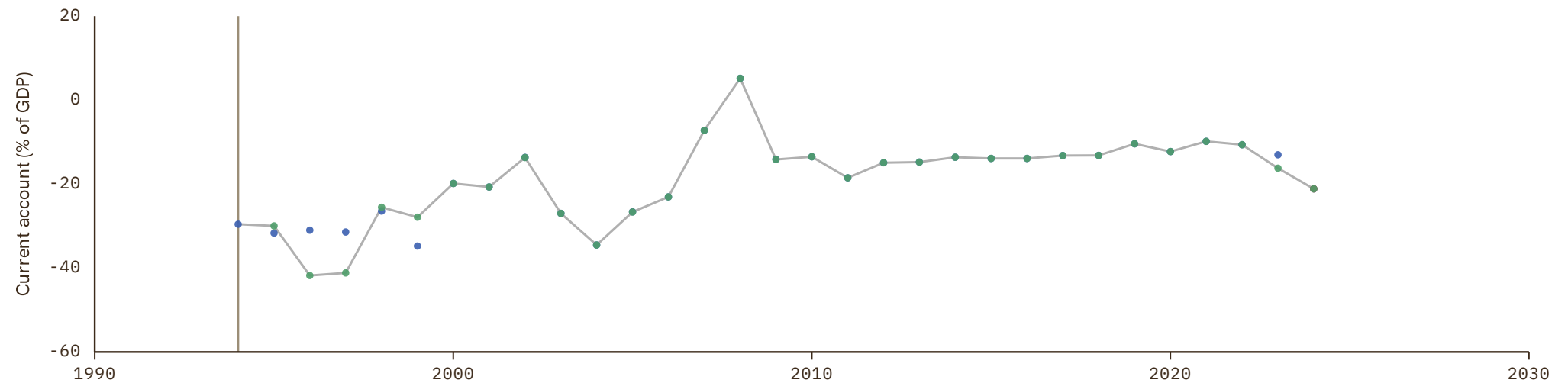
UNIT
in %

1 Source composition

SOURCE	CODE	TIME SPAN	NOTES
International Monetary Fund (2025)	IMF WEO	1994 - 1994	Replacing using overlapping data in 1995.
World Bank (2024)	WDI	1995 - 2024	Baseline source, overlaps with anchor year 2018.

2 Harmonised series

— GMD estimate | | Source change ● IMF WEO ● IMF WEO forecast ● WDI



Panama

COVERAGE
1977-2030

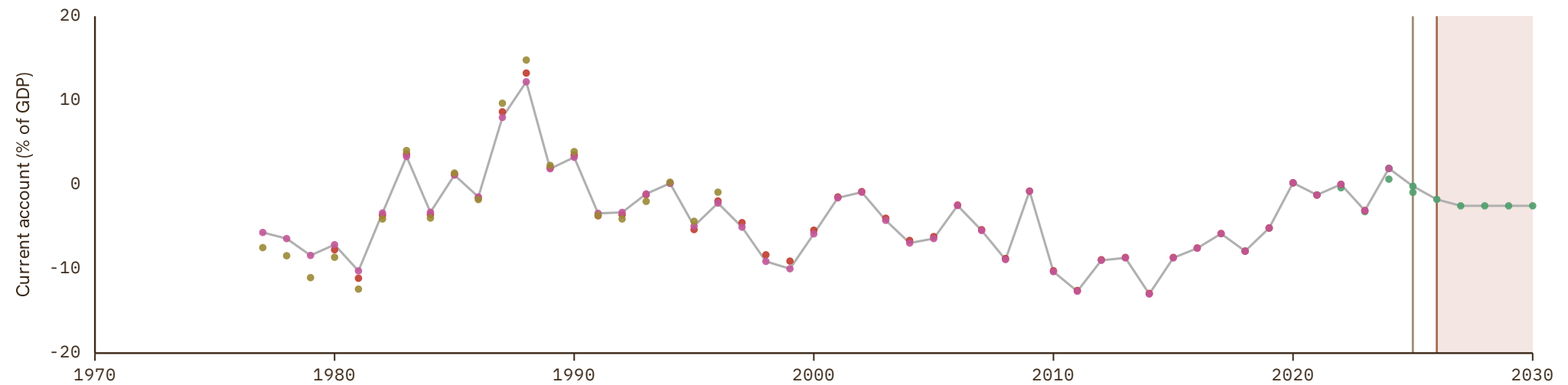
UNIT
in %

1 Source composition

SOURCE	CODE	TIME SPAN	NOTES
World Bank (2024)	WDI	1977 - 2024	Baseline source, overlaps with anchor year 2018.
International Monetary Fund (2025)	IMF IFS	2025 - 2025	Replacing using overlapping data in 2026.
International Monetary Fund (2025) (forecasts)	IMF WEO forecast	2026 - 2030	Replacing using overlapping data in 2031.

2 Harmonised series

■ GMD forecast
 — GMD estimate
 Source change
 ● IMF IFS
 ● IMF WEO
 ● IMF WEO forecast
 ● WDI
 ● WDI ARC



Papua New Guinea

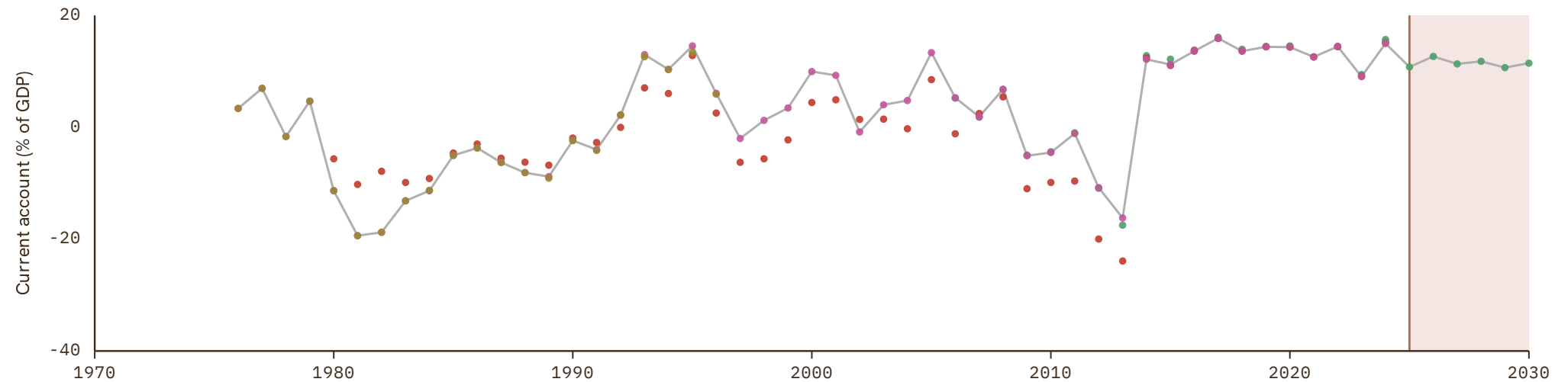
COVERAGE | UNIT
1976-2030 | in %

1 Source composition

SOURCE	CODE	TIME SPAN	NOTES
World Bank (2024)	WDI	1976 - 2024	Baseline source, overlaps with anchor year 2018.
International Monetary Fund (2025) (forecasts)	IMF WEO forecast	2025 - 2030	Replacing using overlapping data in 2031.

2 Harmonised series

GMD forecast
 — GMD estimate
 | Source change
 ● IMF IFS
 ● IMF WEO
 ● IMF WEO forecast
 ● WDI
 ● WDI ARC



Paraguay

COVERAGE
1970-2030

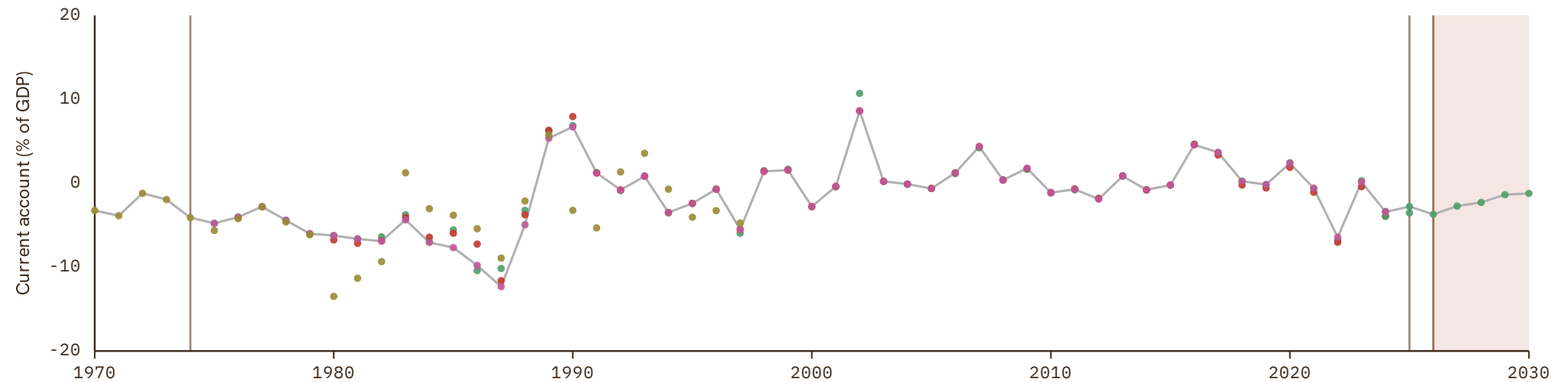
UNIT
in %

1 Source composition

SOURCE	CODE	TIME SPAN	NOTES
World Bank (1999)	WDI ARC	1970 - 1974	Replacing using overlapping data in 1975.
World Bank (2024)	WDI	1975 - 2024	Baseline source, overlaps with anchor year 2018.
International Monetary Fund (2025)	IMF IFS	2025 - 2025	Replacing using overlapping data in 2026.
International Monetary Fund (2025) (forecasts)	IMF WEO forecast	2026 - 2030	Replacing using overlapping data in 2031.

2 Harmonised series

GMD forecast
 — GMD estimate
 | Source change
 ● IMF IFS
 ● IMF WEO
 ● IMF WEO forecast
 ● WDI
 ● WDI ARC



Peru

COVERAGE
1942-2030

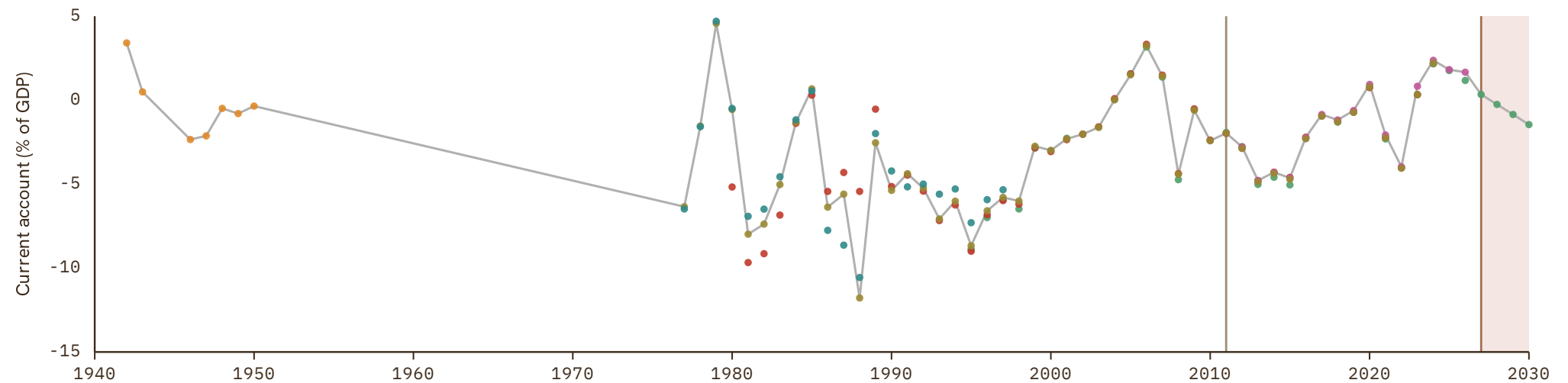
UNIT
in %

1 Source composition

SOURCE	CODE	TIME SPAN	NOTES
Brian Mitchell (2013)	Mitchell	1942 - 1976	Replacing using overlapping data in 1977.
World Bank (2024)	WDI	1977 - 2011	Replacing using overlapping data in 2012.
OECD (2024)	OECD EO	2012 - 2026	Baseline source, overlaps with anchor year 2018.
International Monetary Fund (2025) (forecasts)	IMF WEO forecast	2027 - 2030	Replacing using overlapping data in 2031.

2 Harmonised series

■ GMD forecast
 — GMD estimate
 Source change
 ● IMF IFS
 ● IMF WEO
 ● IMF WEO forecast
 ● OECD EO
 ● WDI
 ● WDI ARC
 ● Mitchell



Philippines

COVERAGE
1946-2030

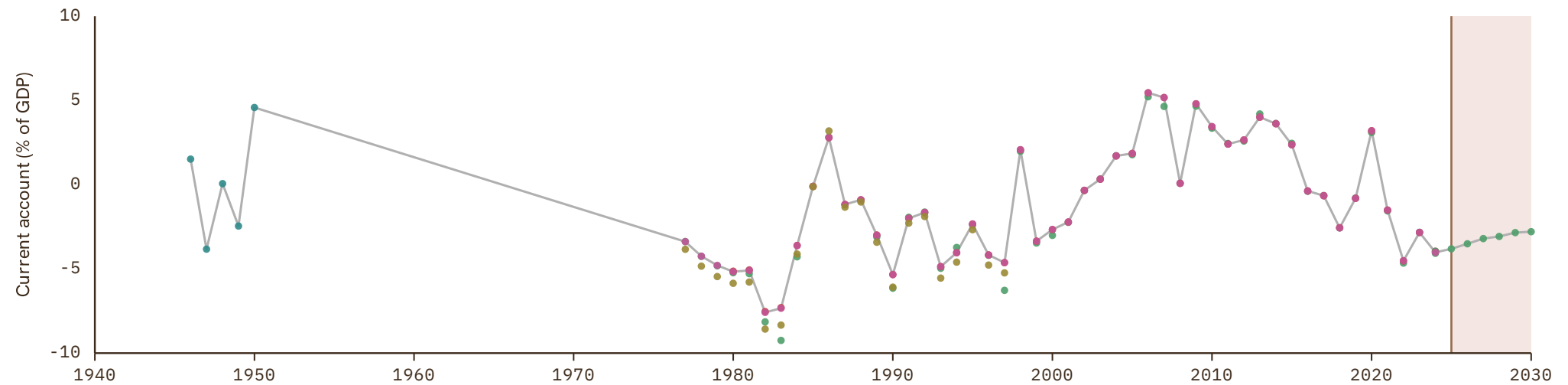
UNIT
in %

1 Source composition

SOURCE	CODE	TIME SPAN	NOTES
Brian Mitchell (2013)	Mitchell	1946 - 1976	Replacing using overlapping data in 1977.
World Bank (2024)	WDI	1977 - 2024	Baseline source, overlaps with anchor year 2018.
International Monetary Fund (2025) (forecasts)	IMF WEO forecast	2025 - 2030	Replacing using overlapping data in 2031.

2 Harmonised series

GMD forecast
 — GMD estimate
| Source change
● IMF IFS
● IMF WEO
● IMF WEO forecast
● WDI
● WDI ARC
● Mitchell



Poland

COVERAGE
1980-2030

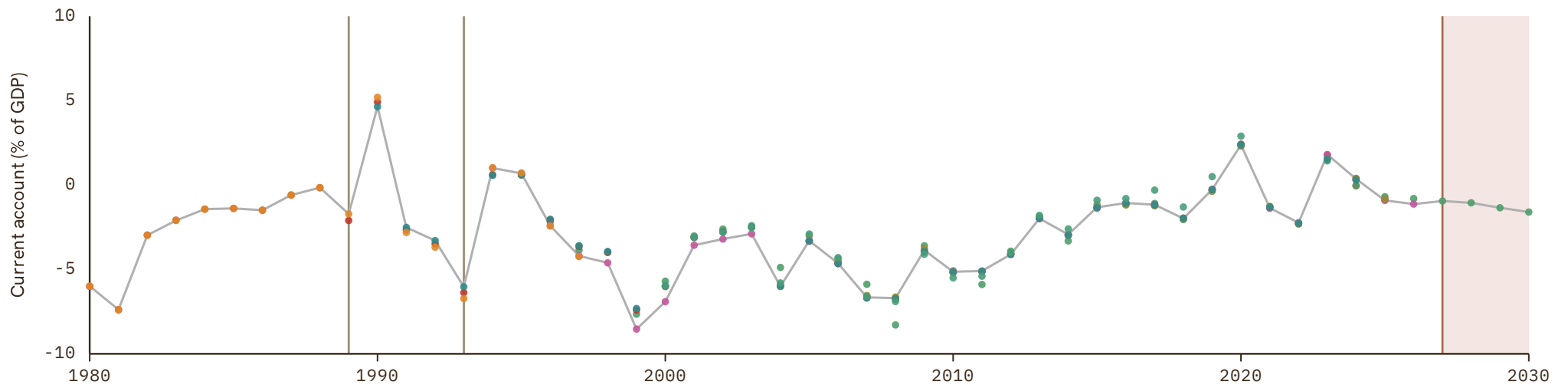
UNIT
in %

1 Source composition

SOURCE	CODE	TIME SPAN	NOTES
World Bank (1999)	WDI ARC	1980 - 1989	Replacing using overlapping data in 1990.
World Bank (2024)	WDI	1990 - 1993	Replacing using overlapping data in 1994.
OECD (2024)	OECD EO	1994 - 2026	Baseline source, overlaps with anchor year 2018.
International Monetary Fund (2025) (forecasts)	IMF WEO forecast	2027 - 2030	Replacing using overlapping data in 2031.

2 Harmonised series

GMD forecast
 — GMD estimate
 | Source change
 ● IMF IFS
 ● IMF WEO
 ● IMF WEO forecast
 ● OECD EO
 ● OECD KEI
 ● WDI
 ● WDI ARC
 ● CS1



Portugal

COVERAGE
1870–2030

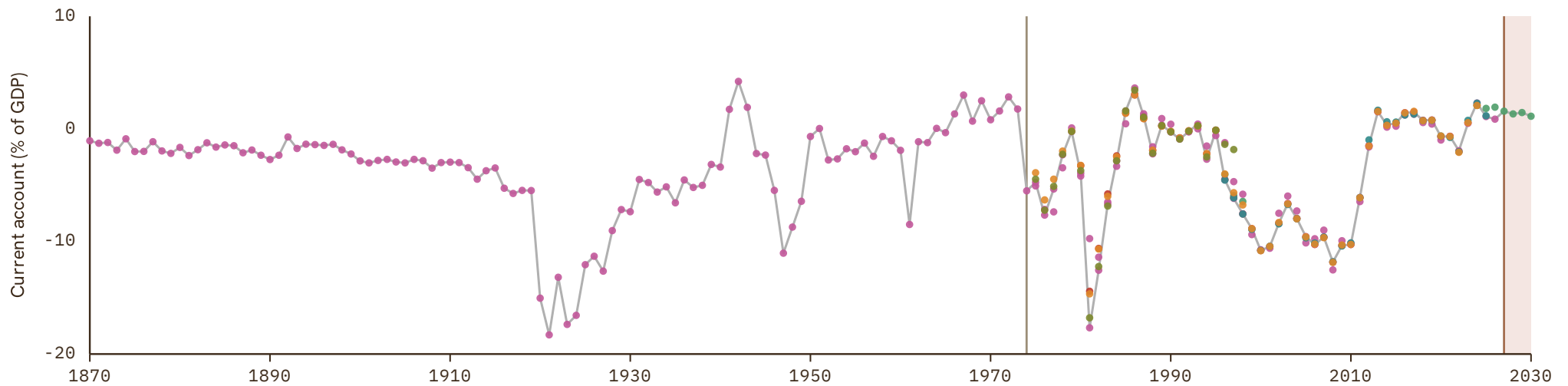
UNIT
in %

1 Source composition

SOURCE	CODE	TIME SPAN	NOTES
Jordá et al. (2017)	JST	1870 - 1974	Replacing using overlapping data in 1975.
OECD (2024)	OECD EO	1975 - 2026	Baseline source, overlaps with anchor year 2018.
International Monetary Fund (2025) (forecasts)	IMF WEO forecast	2027 - 2030	Replacing using overlapping data in 2031.

2 Harmonised series

GMD forecast
 — GMD estimate
 | Source change
 ● IMF IFS
 ● IMF WEO
 ● IMF WEO forecast
 ● JST
 ● OECD EO
 ● OECD KEI
 ● WDI
 ● WDI ARC



Qatar

COVERAGE
1980–2030

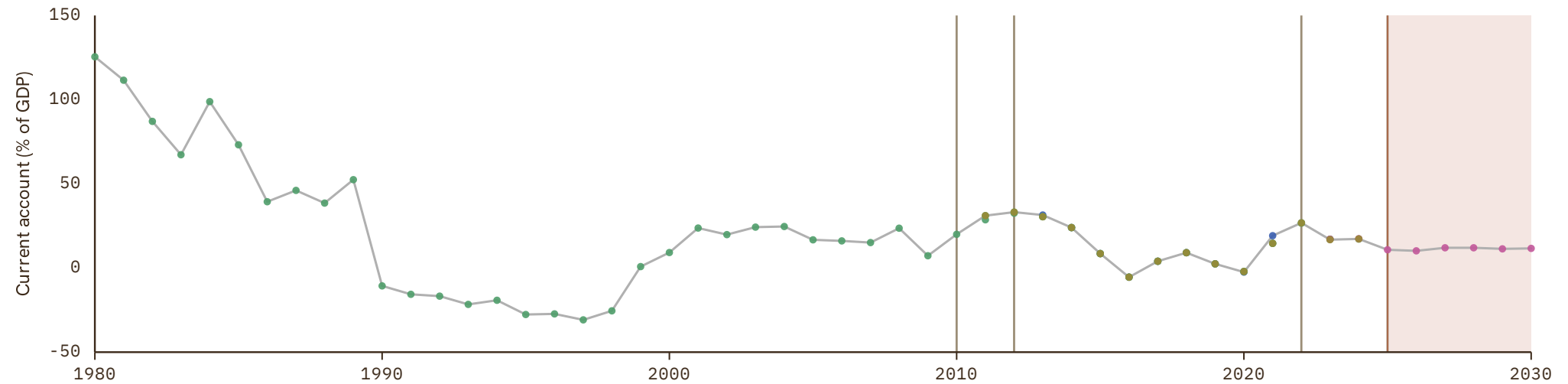
UNIT
in %

1 Source composition

SOURCE	CODE	TIME SPAN	NOTES
International Monetary Fund (2025)	IMF WEO	1980 - 2010	Replacing using overlapping data in 2011.
World Bank (2024)	WDI	2011 - 2012	Replacing using overlapping data in 2013.
Arab Monetary Fund (2024)	AMF	2013 - 2021	Baseline source, overlaps with anchor year 2018.
World Bank (2024)	WDI	2022 - 2024	Replacing using overlapping data in 2025.
International Monetary Fund (2025) (forecasts)	IMF WEO forecast	2025 - 2030	Replacing using overlapping data in 2031.

2 Harmonised series

■ GMD forecast
 — GMD estimate
 Source change
 ● AMF
 ● IMF IFS
 ● IMF WEO
 ● IMF WEO forecast
 ● WDI



Republic of the Congo

COVERAGE
1978-2030

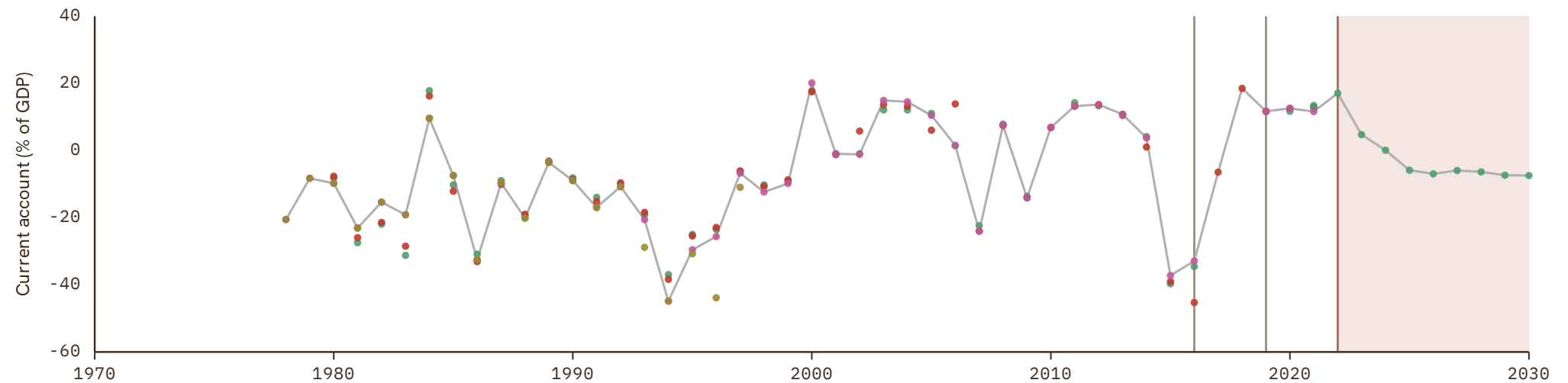
UNIT
in %

1 Source composition

SOURCE	CODE	TIME SPAN	NOTES
World Bank (2024)	WDI	1978 - 2016	Replacing using overlapping data in 2017.
International Monetary Fund (2025)	IMF WEO	2017 - 2018	Replacing using overlapping data in 2019.
World Bank (2024)	WDI	2019 - 2021	Replacing using overlapping data in 2022.
International Monetary Fund (2025) (forecasts)	IMF WEO forecast	2022 - 2030	Replacing using overlapping data in 2031.

2 Harmonised series

GMD forecast
 — GMD estimate
 | Source change
 ● IMF IFS
 ● IMF WEO
 ● IMF WEO forecast
 ● WDI
 ● WDI ARC



Romania

COVERAGE
1980–2030

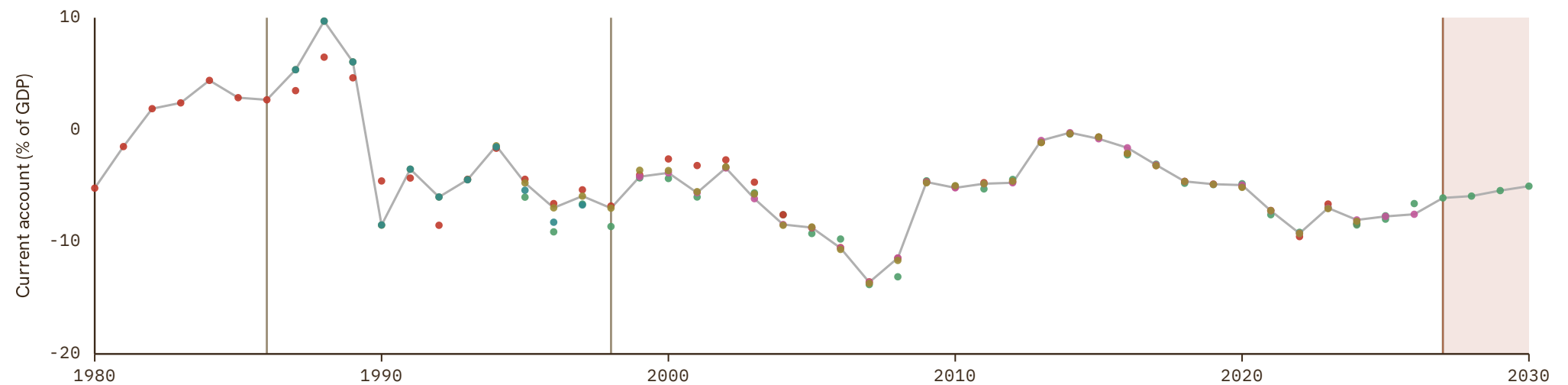
UNIT
in %

1 Source composition

SOURCE	CODE	TIME SPAN	NOTES
International Monetary Fund (2025)	IMF WEO	1980 - 1986	Replacing using overlapping data in 1987.
World Bank (2024)	WDI	1987 - 1998	Replacing using overlapping data in 1999.
OECD (2024)	OECD EO	1999 - 2026	Baseline source, overlaps with anchor year 2018.
International Monetary Fund (2025) (forecasts)	IMF WEO forecast	2027 - 2030	Replacing using overlapping data in 2031.

2 Harmonised series

■ GMD forecast
 — GMD estimate
 Source change
 ● IMF IFS
 ● IMF WEO
 ● IMF WEO forecast
 ● OECD EO
 ● WDI
 ● WDI ARC



Russian Federation

 COVERAGE
1885–2030

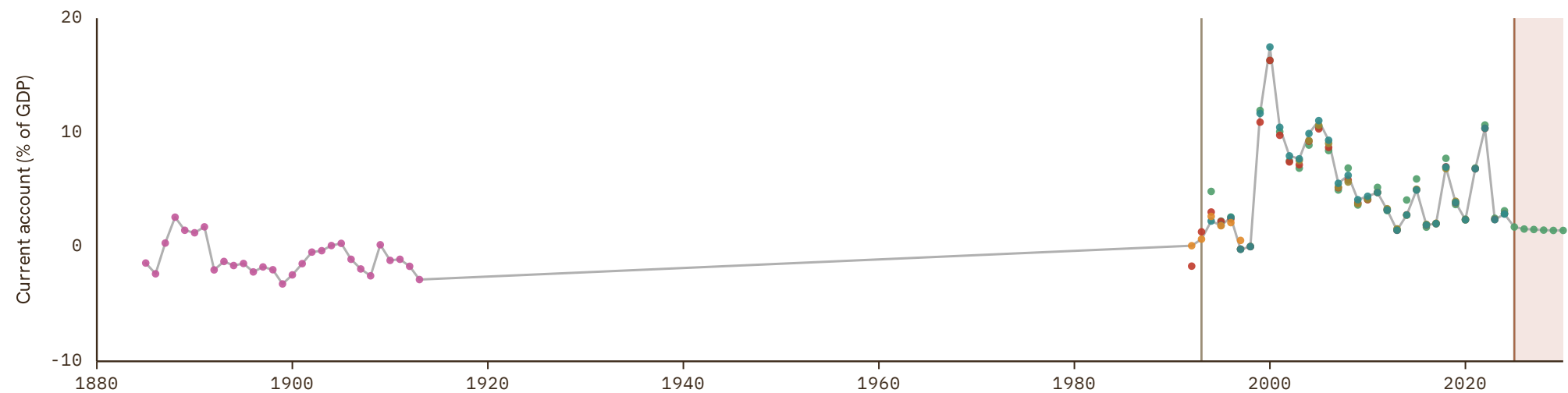
 UNIT
in %

1 Source composition

SOURCE	CODE	TIME SPAN	NOTES
Matthew T. Jones et al. (1997)	JO	1885 - 1991	Replacing using overlapping data in 1992.
World Bank (1999)	WDI ARC	1992 - 1993	Replacing using overlapping data in 1994.
World Bank (2024)	WDI	1994 - 2024	Baseline source, overlaps with anchor year 2018.
International Monetary Fund (2025) (forecasts)	IMF WEO forecast	2025 - 2030	Replacing using overlapping data in 2031.

2 Harmonised series

■ GMD forecast
 — GMD estimate
 | Source change
 ● IMF IFS
 ● IMF WEO
 ● IMF WEO forecast
 ● JO
 ● OECD KEI
 ● WDI
 ● WDI ARC



Rwanda

COVERAGE
1976–2030

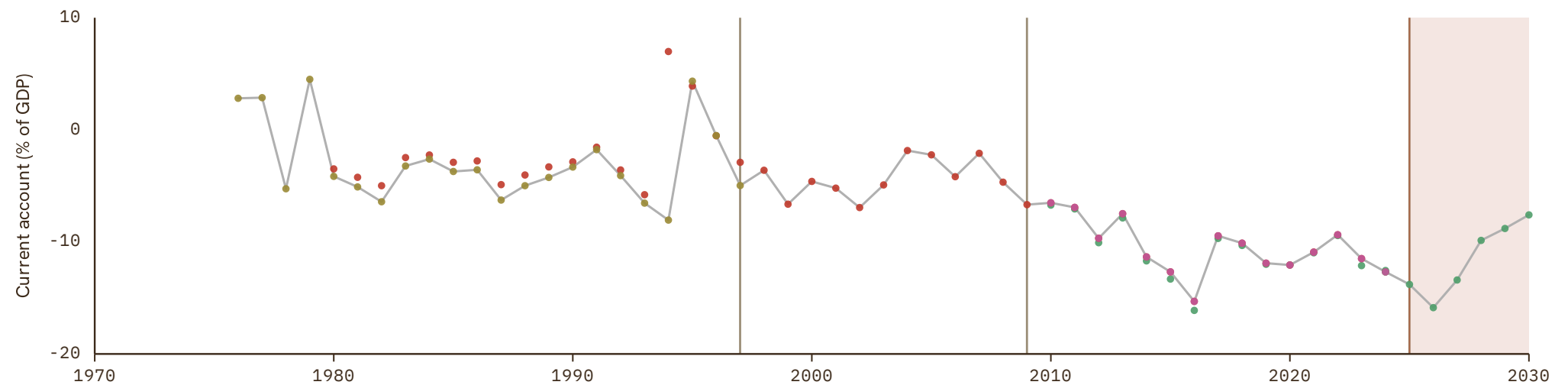
UNIT
in %

1 Source composition

SOURCE	CODE	TIME SPAN	NOTES
World Bank (1999)	WDI ARC	1976 - 1997	Replacing using overlapping data in 1998.
International Monetary Fund (2025)	IMF WEO	1998 - 2009	Replacing using overlapping data in 2010.
World Bank (2024)	WDI	2010 - 2024	Baseline source, overlaps with anchor year 2018.
International Monetary Fund (2025) (forecasts)	IMF WEO forecast	2025 - 2030	Replacing using overlapping data in 2031.

2 Harmonised series

■ GMD forecast
 — GMD estimate
 Source change
 ● IMF IFS
 ● IMF WEO
 ● IMF WEO forecast
 ● WDI
 ● WDI ARC



Sao Tome and Principe

COVERAGE
1974–2030

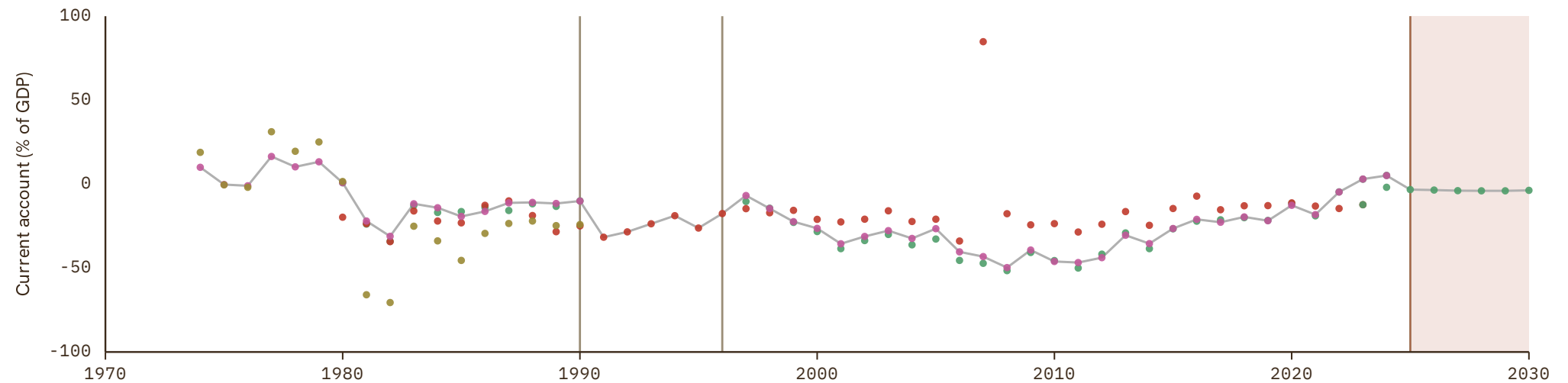
UNIT
in %

1 Source composition

SOURCE	CODE	TIME SPAN	NOTES
World Bank (2024)	WDI	1974 - 1990	Replacing using overlapping data in 1991.
International Monetary Fund (2025)	IMF WEO	1991 - 1996	Replacing using overlapping data in 1997.
World Bank (2024)	WDI	1997 - 2024	Baseline source, overlaps with anchor year 2018.
International Monetary Fund (2025) (forecasts)	IMF WEO forecast	2025 - 2030	Replacing using overlapping data in 2031.

2 Harmonised series

■ GMD forecast
 — GMD estimate
 | Source change
 ● IMF IFS
 ● IMF WEO
 ● IMF WEO forecast
 ● WDI
 ● WDI ARC



Saudi Arabia

 COVERAGE
1971–2030

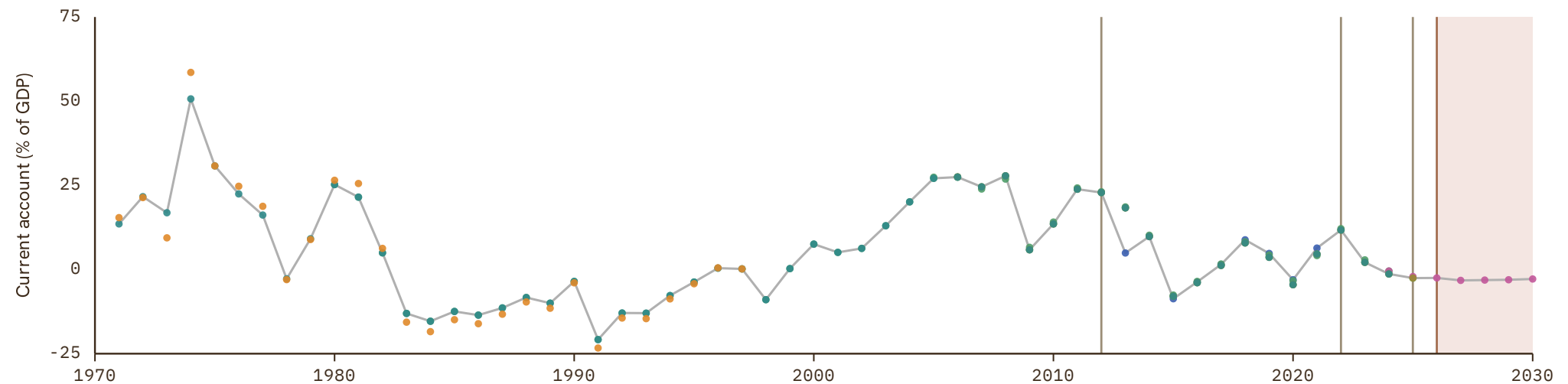
 UNIT
in %

1 Source composition

SOURCE	CODE	TIME SPAN	NOTES
World Bank (2024)	WDI	1971 - 2012	Replacing using overlapping data in 2013.
Arab Monetary Fund (2024)	AMF	2013 - 2021	Baseline source, overlaps with anchor year 2018.
World Bank (2024)	WDI	2022 - 2024	Replacing using overlapping data in 2025.
OECD (2024)	OECD KEI	2025 - 2025	Replacing using overlapping data in 2026.
International Monetary Fund (2025) (forecasts)	IMF WEO forecast	2026 - 2030	Replacing using overlapping data in 2031.

2 Harmonised series

■ GMD forecast
 — GMD estimate
 | Source change
 ● AMF
 ● IMF IFS
 ● IMF WEO
 ● IMF WEO forecast
 ● OECD KEI
 ● WDI
 ● WDI ARC



Senegal

COVERAGE

1968–2030

UNIT

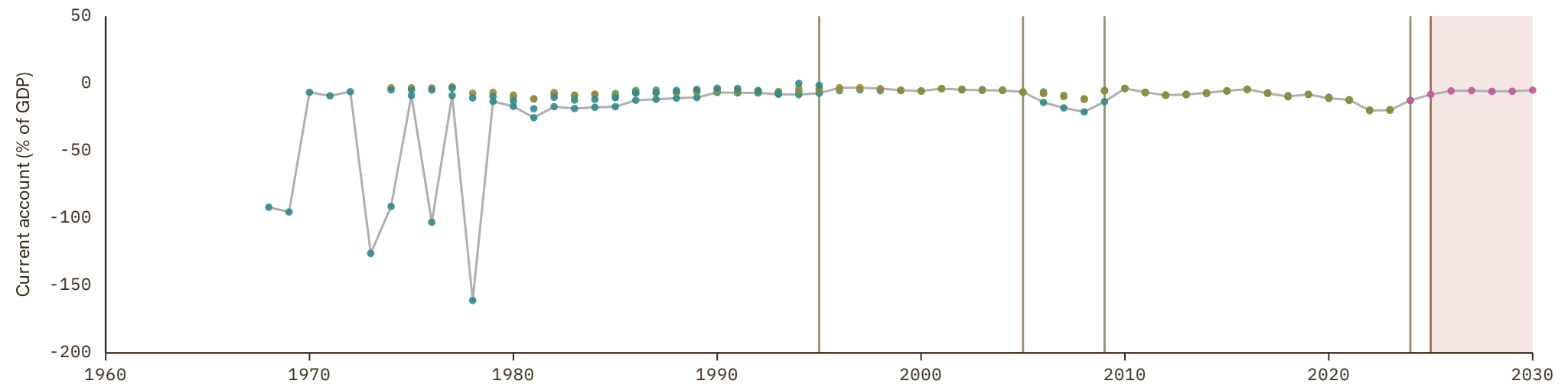
in %

1 Source composition

SOURCE	CODE	TIME SPAN	NOTES
BCEAO (2024)	BCEAO	1968 - 1995	Replacing using overlapping data in 1996.
World Bank (2024)	WDI	1996 - 2005	Replacing using overlapping data in 2006.
BCEAO (2024)	BCEAO	2006 - 2009	Replacing using overlapping data in 2010.
World Bank (2024)	WDI	2010 - 2023	Baseline source, overlaps with anchor year 2018.
International Monetary Fund (2025)	IMF WEO	2024 - 2024	Replacing using overlapping data in 2025.
International Monetary Fund (2025) (forecasts)	IMF WEO forecast	2025 - 2030	Replacing using overlapping data in 2031.

2 Harmonised series

■ GMD forecast
 — GMD estimate
 Source change
 ● BCEAO
 ● IMF IFS
 ● IMF WEO
 ● IMF WEO forecast
 ● WDI
 ● WDI ARC



Serbia

COVERAGE
1997–2030

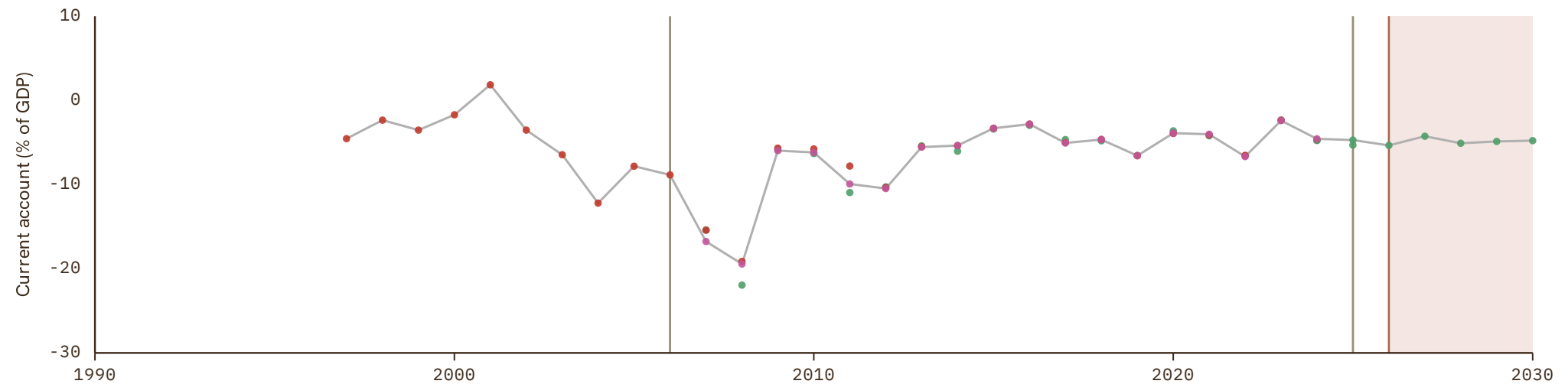
UNIT
in %

1 Source composition

SOURCE	CODE	TIME SPAN	NOTES
International Monetary Fund (2025)	IMF WEO	1997 - 2006	Replacing using overlapping data in 2007.
World Bank (2024)	WDI	2007 - 2024	Baseline source, overlaps with anchor year 2018.
International Monetary Fund (2025)	IMF IFS	2025 - 2025	Replacing using overlapping data in 2026.
International Monetary Fund (2025) (forecasts)	IMF WEO forecast	2026 - 2030	Replacing using overlapping data in 2031.

2 Harmonised series

■ GMD forecast
 — GMD estimate
 Source change
 ● IMF IFS
 ● IMF WEO
 ● IMF WEO forecast
 ● WDI



Seychelles

COVERAGE
1976-2030

UNIT
in %

1 Source composition

SOURCE	CODE	TIME SPAN	NOTES
World Bank (2024)	WDI	1976 - 2024	Baseline source, overlaps with anchor year 2018.
International Monetary Fund (2025) (forecasts)	IMF WEO forecast	2025 - 2030	Replacing using overlapping data in 2031.

2 Harmonised series

GMD forecast
 — GMD estimate
 | Source change
 ● IMF IFS
 ● IMF WEO
 ● IMF WEO forecast
 ● WDI
 ● WDI ARC



Sierra Leone

COVERAGE
1977-2030

UNIT
in %

1 Source composition

SOURCE	CODE	TIME SPAN	NOTES
World Bank (2024)	WDI	1977 - 2024	Baseline source, overlaps with anchor year 2018.
International Monetary Fund (2025) (forecasts)	IMF WEO forecast	2025 - 2030	Replacing using overlapping data in 2031.

2 Harmonised series

GMD forecast
 — GMD estimate
 | Source change
 ● IMF IFS
 ● IMF WEO
 ● IMF WEO forecast
 ● WDI
 ● WDI ARC



Singapore

COVERAGE
1972-2030

UNIT
in %

1 Source composition

SOURCE	CODE	TIME SPAN	NOTES
World Bank (2024)	WDI	1972 - 2024	Baseline source, overlaps with anchor year 2018.
International Monetary Fund (2025) (forecasts)	IMF WEO forecast	2025 - 2030	Replacing using overlapping data in 2031.

2 Harmonised series

GMD forecast
 — GMD estimate
 | Source change
 ● IMF IFS
 ● IMF WEO
 ● IMF WEO forecast
 ● WDI
 ● WDI ARC



Slovakia

COVERAGE
1993–2030

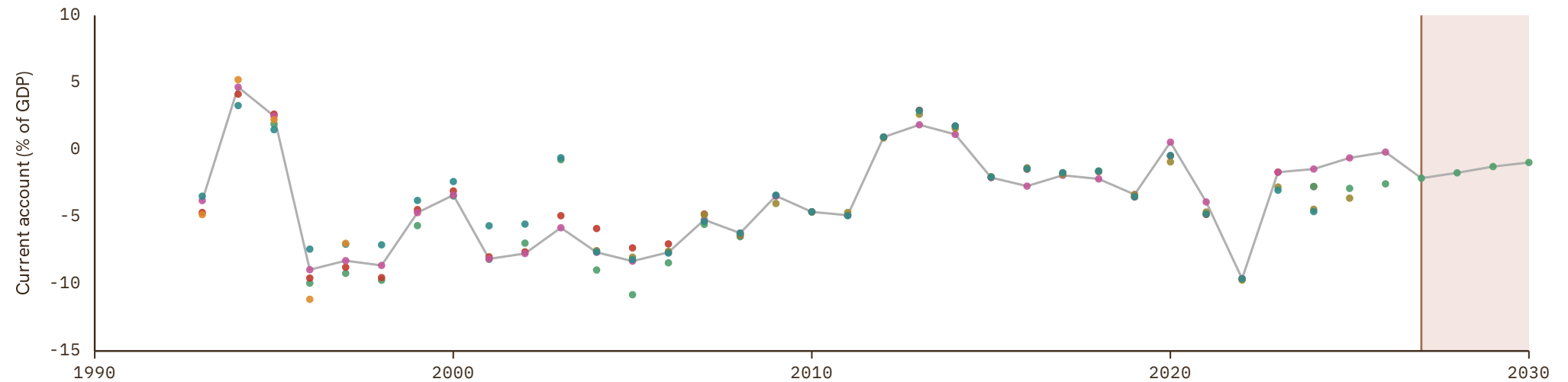
UNIT
in %

1 Source composition

SOURCE	CODE	TIME SPAN	NOTES
OECD (2024)	OECD EO	1993 - 2026	Baseline source, overlaps with anchor year 2018.
International Monetary Fund (2025) (forecasts)	IMF WEO forecast	2027 - 2030	Replacing using overlapping data in 2031.

2 Harmonised series

GMD forecast
 — GMD estimate
 | Source change
 ● IMF IFS
 ● IMF WEO
 ● IMF WEO forecast
 ● OECD EO
 ● OECD KEI
 ● WDI
 ● WDI ARC



Slovenia

COVERAGE
1992-2030

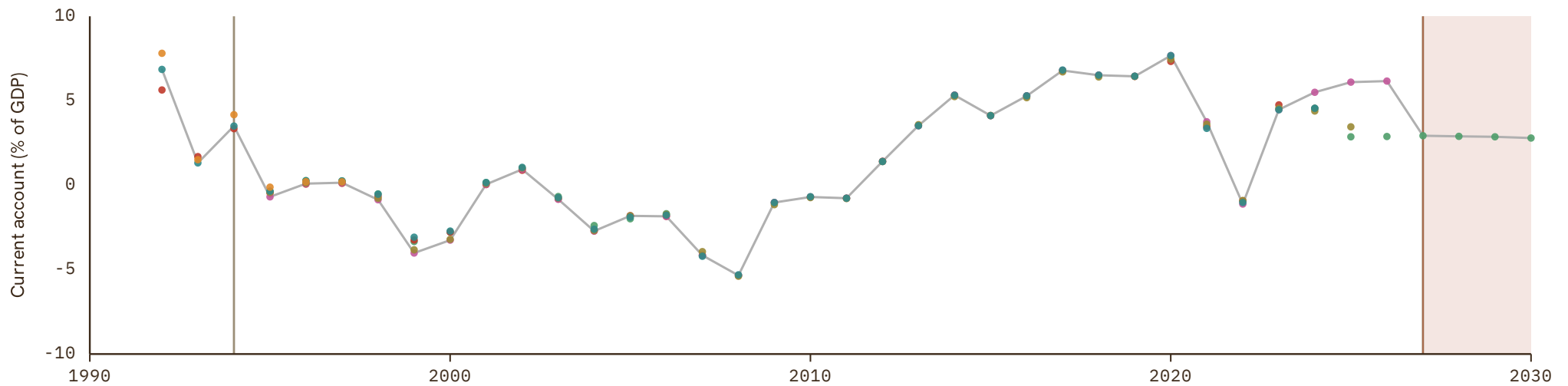
UNIT
in %

1 Source composition

SOURCE	CODE	TIME SPAN	NOTES
World Bank (2024)	WDI	1992 - 1994	Replacing using overlapping data in 1995.
OECD (2024)	OECD EO	1995 - 2026	Baseline source, overlaps with anchor year 2018.
International Monetary Fund (2025) (forecasts)	IMF WEO forecast	2027 - 2030	Replacing using overlapping data in 2031.

2 Harmonised series

GMD forecast
 — GMD estimate
 | Source change
 ● IMF IFS
 ● IMF WEO
 ● IMF WEO forecast
 ● OECD EO
 ● OECD KEI
 ● WDI
 ● WDI ARC



Somalia

COVERAGE
1977-2030

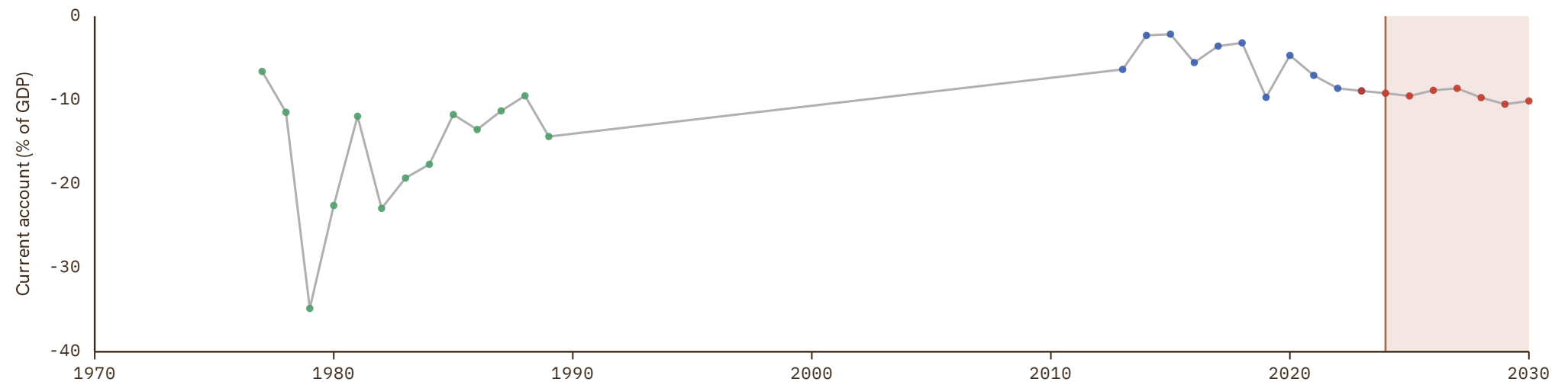
UNIT
in %

1 Source composition

SOURCE	CODE	TIME SPAN	NOTES
World Bank (1999)	WDI ARC	1977 - 2012	Replacing using overlapping data in 2013.
International Monetary Fund (2025)	IMF WEO	2013 - 2023	Baseline source, overlaps with anchor year 2018.
International Monetary Fund (2025) (forecasts)	IMF WEO forecast	2024 - 2030	Replacing using overlapping data in 2031.

2 Harmonised series

■ GMD forecast
 — GMD estimate
 | Source change
 ● IMF WEO
 ● IMF WEO forecast
 ● WDI ARC



South Africa

COVERAGE
1923–2030

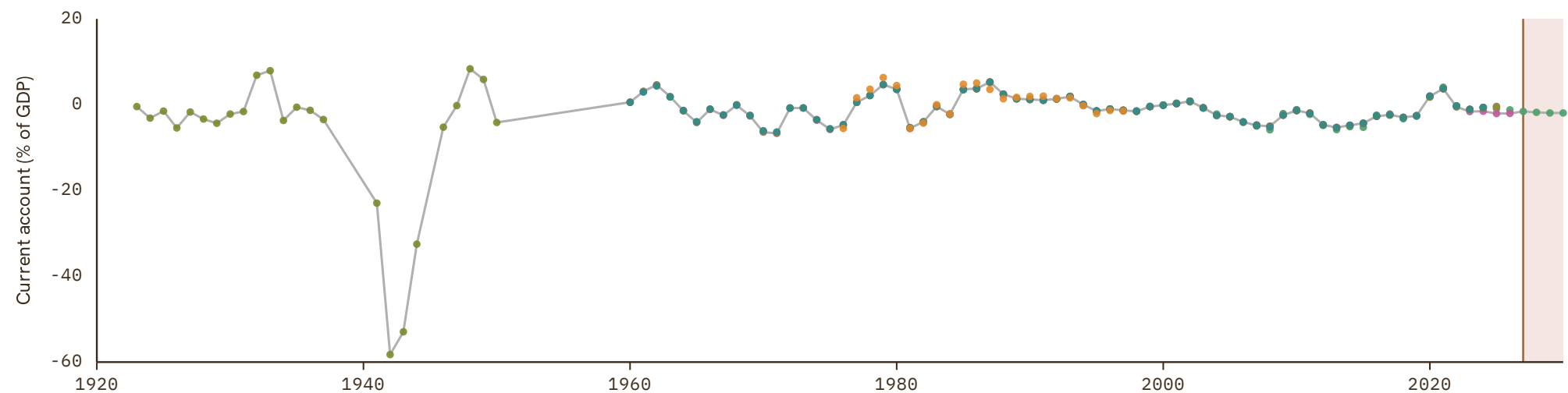
UNIT
in %

1 Source composition

SOURCE	CODE	TIME SPAN	NOTES
Brian Mitchell (2013)	Mitchell	1923 - 1959	Replacing using overlapping data in 1960.
OECD (2024)	OECD EO	1960 - 2026	Baseline source, overlaps with anchor year 2018.
International Monetary Fund (2025) (forecasts)	IMF WEO forecast	2027 - 2030	Replacing using overlapping data in 2031.

2 Harmonised series

■ GMD forecast
 — GMD estimate
 Source change
 ● IMF IFS
 ● IMF WEO
 ● IMF WEO forecast
 ● OECD EO
 ● OECD KEI
 ● WDI
 ● WDI ARC
 ● Mitchell



South Korea

COVERAGE
1975-2030

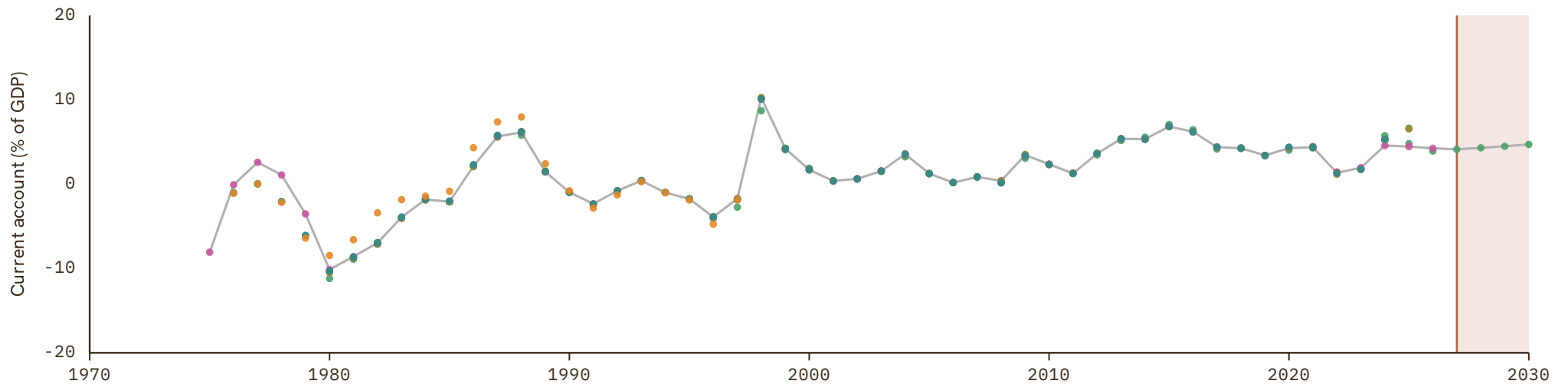
UNIT
in %

1 Source composition

SOURCE	CODE	TIME SPAN	NOTES
OECD (2024)	OECD EO	1975 - 2026	Baseline source, overlaps with anchor year 2018.
International Monetary Fund (2025) (forecasts)	IMF WEO forecast	2027 - 2030	Replacing using overlapping data in 2031.

2 Harmonised series

GMD forecast
 — GMD estimate
 | Source change
 ● IMF IFS
 ● IMF WEO
 ● IMF WEO forecast
 ● OECD EO
 ● OECD KEI
 ● WDI
 ● WDI ARC



South Sudan

COVERAGE
2011-2030

UNIT
in %

1 Source composition

SOURCE	CODE	TIME SPAN	NOTES
International Monetary Fund (2025)	IMF WEO	2011 - 2013	Replacing using overlapping data in 2014.
World Bank (2024)	WDI	2014 - 2023	Baseline source, overlaps with anchor year 2018.
International Monetary Fund (2025)	IMF WEO	2024 - 2024	Replacing using overlapping data in 2025.
International Monetary Fund (2025) (forecasts)	IMF WEO forecast	2025 - 2030	Replacing using overlapping data in 2031.

2 Harmonised series

GMD forecast
 — GMD estimate
 | Source change
 ● IMF IFS
 ● IMF WEO
 ● IMF WEO forecast
 ● WDI



Spain

COVERAGE
1870–2030

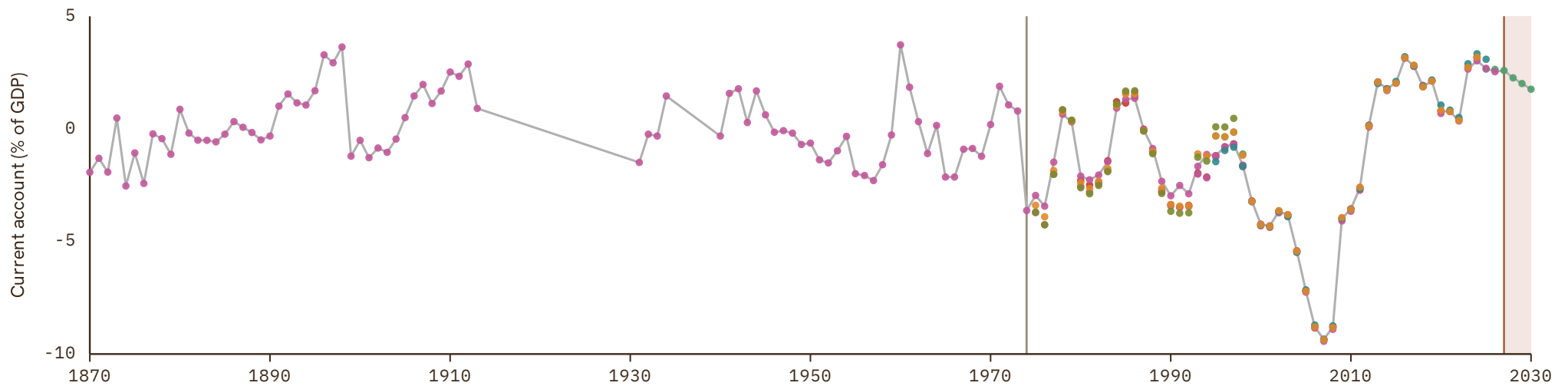
UNIT
in %

1 Source composition

SOURCE	CODE	TIME SPAN	NOTES
Jordá et al. (2017)	JST	1870 - 1974	Replacing using overlapping data in 1975.
OECD (2024)	OECD EO	1975 - 2026	Baseline source, overlaps with anchor year 2018.
International Monetary Fund (2025) (forecasts)	IMF WEO forecast	2027 - 2030	Replacing using overlapping data in 2031.

2 Harmonised series

GMD forecast
 — GMD estimate
 | Source change
 ● IMF IFS
 ● IMF WEO
 ● IMF WEO forecast
 ● JST
 ● OECD EO
 ● OECD KEI
 ● WDI
 ● WDI ARC



Sri Lanka

COVERAGE
1947-2024

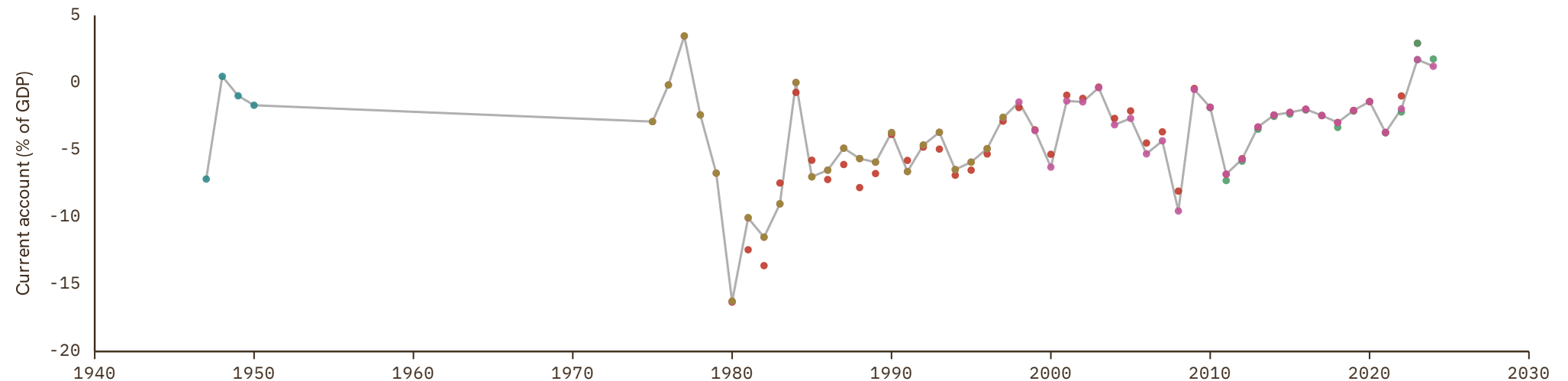
UNIT
in %

1 Source composition

SOURCE	CODE	TIME SPAN	NOTES
Brian Mitchell (2013)	Mitchell	1947 - 1974	Replacing using overlapping data in 1975.
World Bank (2024)	WDI	1975 - 2024	Baseline source, overlaps with anchor year 2018.

2 Harmonised series

— GMD estimate ● IMF IFS ● IMF WEO ● IMF WEO forecast ● WDI ● WDI ARC ● Mitchell



Sudan

COVERAGE
1970–2030

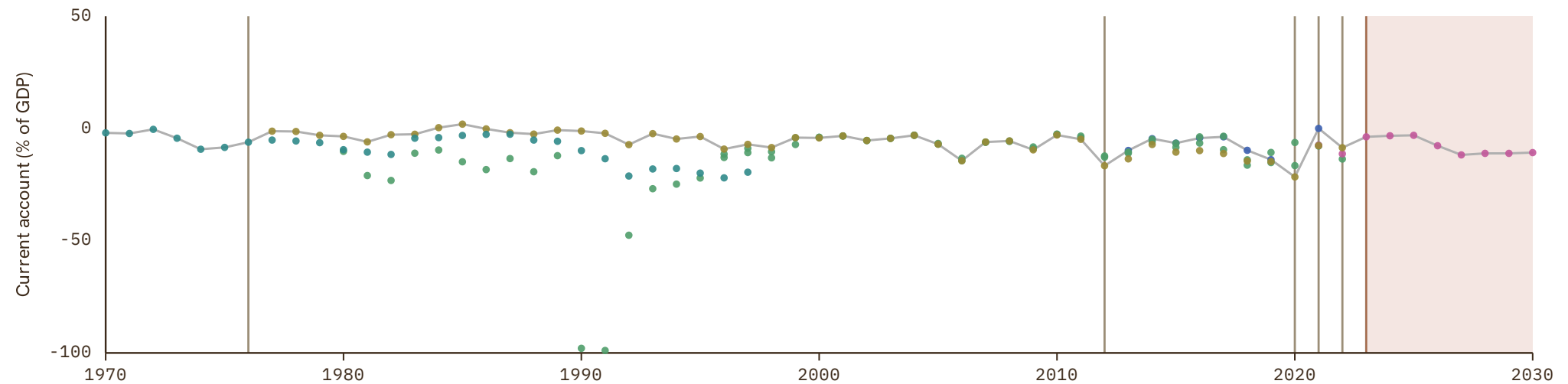
UNIT
in %

1 Source composition

SOURCE	CODE	TIME SPAN	NOTES
World Bank (1999)	WDI ARC	1970 - 1976	Replacing using overlapping data in 1977.
World Bank (2024)	WDI	1977 - 2012	Replacing using overlapping data in 2013.
Arab Monetary Fund (2024)	AMF	2013 - 2019	Baseline source, overlaps with anchor year 2018.
World Bank (2024)	WDI	2020 - 2020	Replacing using overlapping data in 2021.
Arab Monetary Fund (2024)	AMF	2021 - 2021	Replacing using overlapping data in 2022.
World Bank (2024)	WDI	2022 - 2022	Replacing using overlapping data in 2023.
International Monetary Fund (2025) (forecasts)	IMF WEO forecast	2023 - 2030	Replacing using overlapping data in 2031.

2 Harmonised series

■ GMD forecast
 — GMD estimate
 Source change
 ● AMF
 ● IMF IFS
 ● IMF WEO
 ● IMF WEO forecast
 ● WDI
 ● WDI ARC



Suriname

COVERAGE
1977-2030

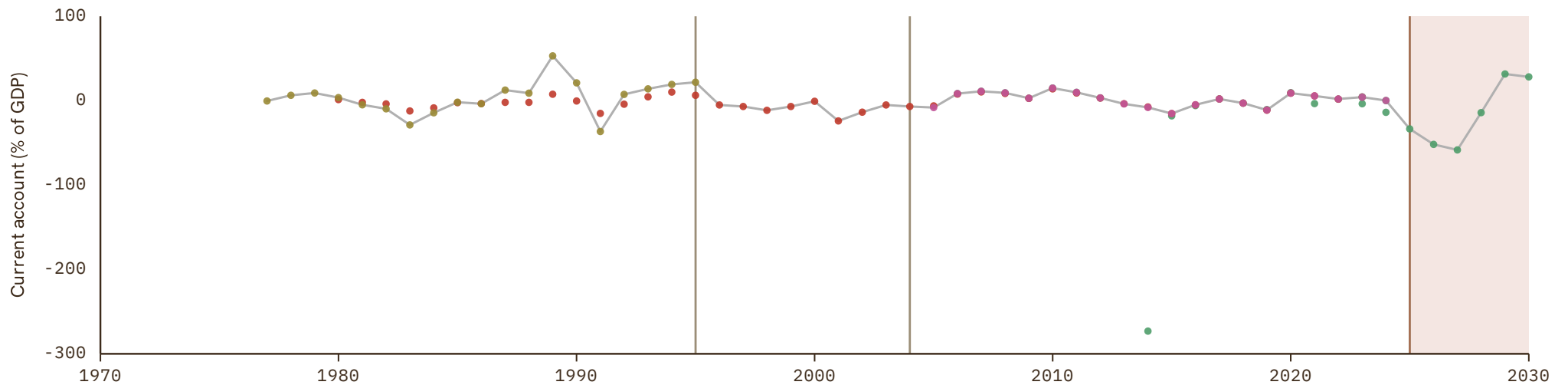
UNIT
in %

1 Source composition

SOURCE	CODE	TIME SPAN	NOTES
World Bank (1999)	WDI ARC	1977 - 1995	Replacing using overlapping data in 1996.
International Monetary Fund (2025)	IMF WEO	1996 - 2004	Replacing using overlapping data in 2005.
World Bank (2024)	WDI	2005 - 2024	Baseline source, overlaps with anchor year 2018.
International Monetary Fund (2025) (forecasts)	IMF WEO forecast	2025 - 2030	Replacing using overlapping data in 2031.

2 Harmonised series

■ GMD forecast
 — GMD estimate
 Source change
 ● IMF IFS
 ● IMF WEO
 ● IMF WEO forecast
 ● WDI
 ● WDI ARC



Sweden

COVERAGE
1861–2030

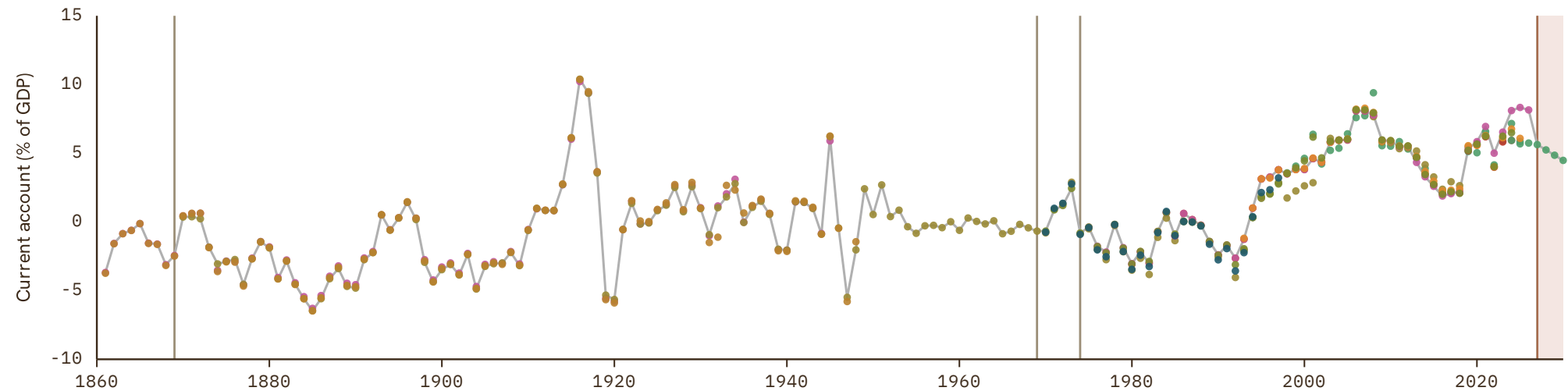
UNIT
in %

1 Source composition

SOURCE	CODE	TIME SPAN	NOTES
Matthew T. Jones et al. (1997)	JO	1861 - 1869	Replacing using overlapping data in 1870.
Jordá et al. (2017)	JST	1870 - 1969	Replacing using overlapping data in 1970.
World Bank (2024)	WDI	1970 - 1974	Replacing using overlapping data in 1975.
OECD (2024)	OECD EO	1975 - 2026	Baseline source, overlaps with anchor year 2018.
International Monetary Fund (2025) (forecasts)	IMF WEO forecast	2027 - 2030	Replacing using overlapping data in 2031.

2 Harmonised series

■ GMD forecast
 — GMD estimate
 Source change
 ● IMF IFS
 ● IMF WEO
 ● IMF WEO forecast
 ● JO
 ● JST
 ● OECD EO
 ● OECD KEI
 ● WDI
 ● WDI ARC
 ● Mitchell



Switzerland

COVERAGE
1921-2030

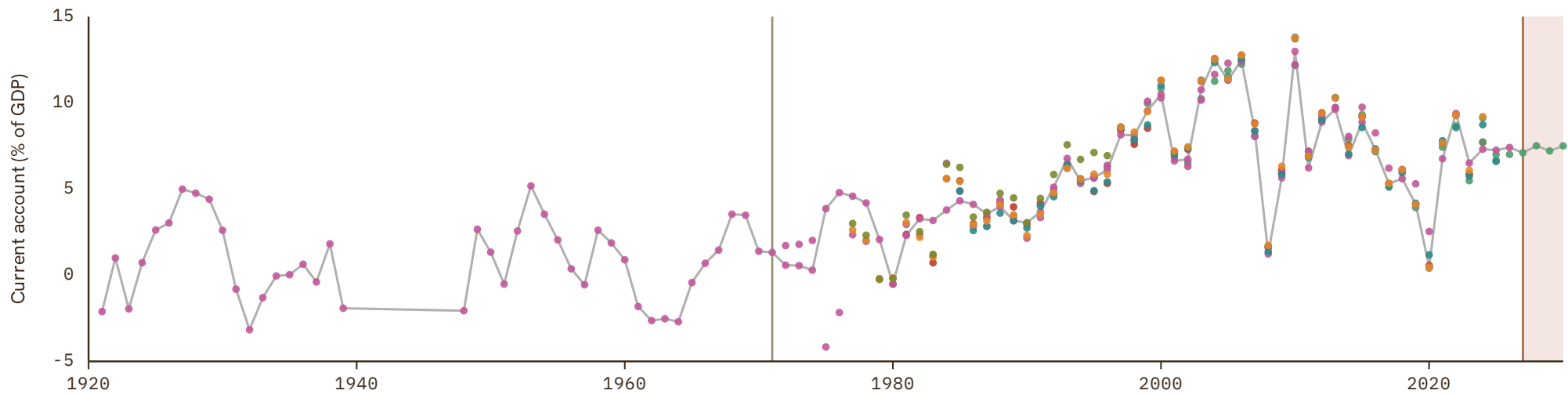
UNIT
in %

1 Source composition

SOURCE	CODE	TIME SPAN	NOTES
Jordá et al. (2017)	JST	1921 - 1971	Replacing using overlapping data in 1972.
OECD (2024)	OECD EO	1972 - 2026	Baseline source, overlaps with anchor year 2018.
International Monetary Fund (2025) (forecasts)	IMF WEO forecast	2027 - 2030	Replacing using overlapping data in 2031.

2 Harmonised series

■ GMD forecast
 — GMD estimate
 Source change
 ● IMF IFS
 ● IMF WEO
 ● IMF WEO forecast
 ● JST
 ● OECD EO
 ● OECD KEI
 ● WDI
 ● WDI ARC



Syria

COVERAGE
1977-2010

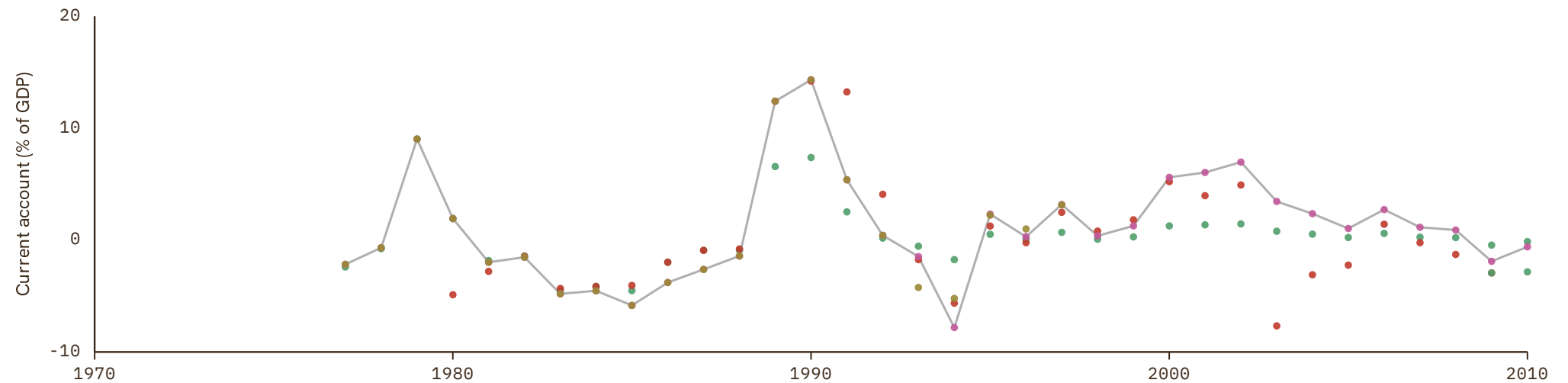
UNIT
in %

1 Source composition

SOURCE	CODE	TIME SPAN	NOTES
World Bank (2024)	WDI	1977 - 2010	Replacing using overlapping data in 2011.

2 Harmonised series

— GMD estimate ● IMF IFS ● IMF WEO ● IMF WEO forecast ● WDI ● WDI ARC



Taiwan

COVERAGE
1984–2030

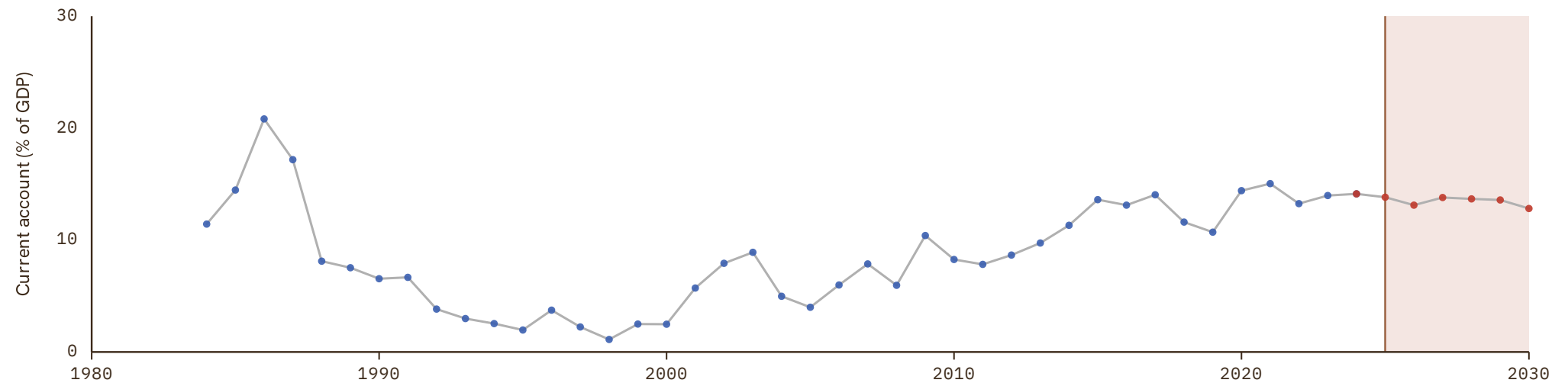
UNIT
in %

1 Source composition

SOURCE	CODE	TIME SPAN	NOTES
International Monetary Fund (2025)	IMF WEO	1984 - 2024	Baseline source, overlaps with anchor year 2018.
International Monetary Fund (2025) (forecasts)	IMF WEO forecast	2025 - 2030	Replacing using overlapping data in 2031.

2 Harmonised series

GMD forecast
 — GMD estimate
 | Source change
 ● IMF WEO
 ● IMF WEO forecast



Tajikistan

COVERAGE
1992–2030

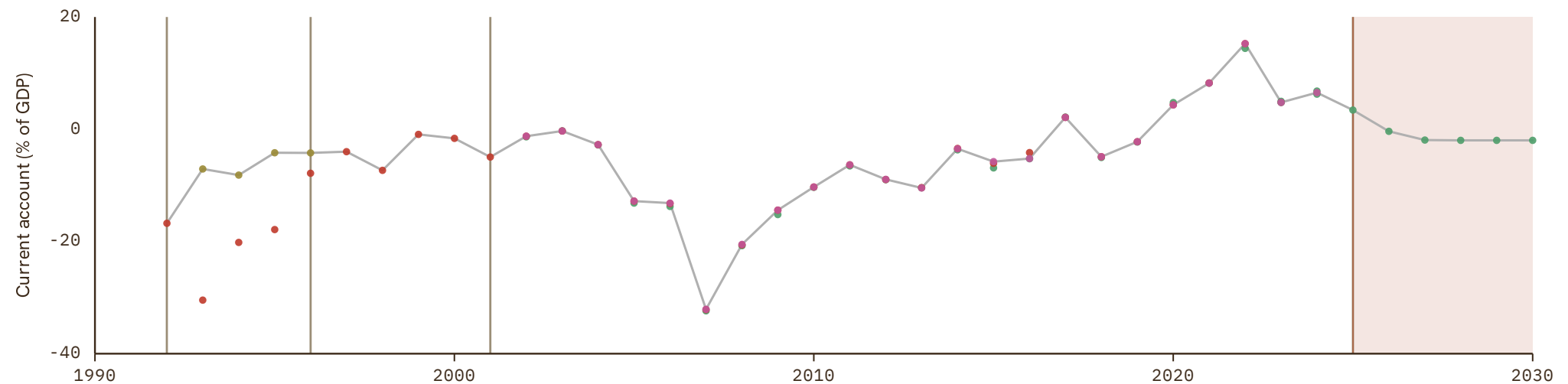
UNIT
in %

1 Source composition

SOURCE	CODE	TIME SPAN	NOTES
International Monetary Fund (2025)	IMF WEO	1992 - 1992	Replacing using overlapping data in 1993.
World Bank (1999)	WDI ARC	1993 - 1996	Replacing using overlapping data in 1997.
International Monetary Fund (2025)	IMF WEO	1997 - 2001	Replacing using overlapping data in 2002.
World Bank (2024)	WDI	2002 - 2024	Baseline source, overlaps with anchor year 2018.
International Monetary Fund (2025) (forecasts)	IMF WEO forecast	2025 - 2030	Replacing using overlapping data in 2031.

2 Harmonised series

■ GMD forecast
 — GMD estimate
 | Source change
 ● IMF IFS
 ● IMF WEO
 ● IMF WEO forecast
 ● WDI
 ● WDI ARC



Tanzania

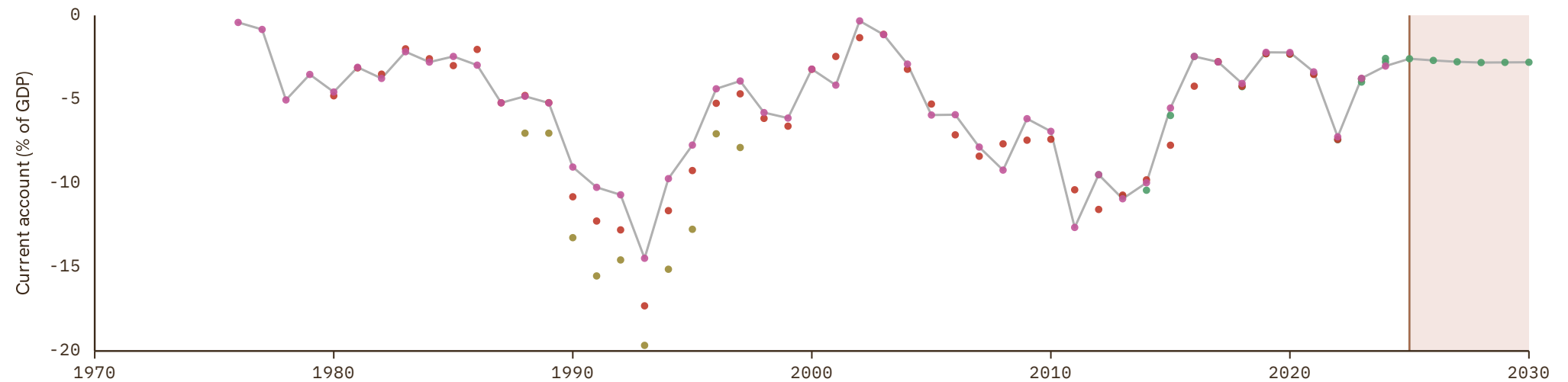
COVERAGE | UNIT
1976-2030 | in %

1 Source composition

SOURCE	CODE	TIME SPAN	NOTES
World Bank (2024)	WDI	1976 - 2024	Baseline source, overlaps with anchor year 2018.
International Monetary Fund (2025) (forecasts)	IMF WEO forecast	2025 - 2030	Replacing using overlapping data in 2031.

2 Harmonised series

GMD forecast
 — GMD estimate
 | Source change
 ● IMF IFS
 ● IMF WEO
 ● IMF WEO forecast
 ● WDI
 ● WDI ARC



Thailand

COVERAGE

1946–2030

UNIT

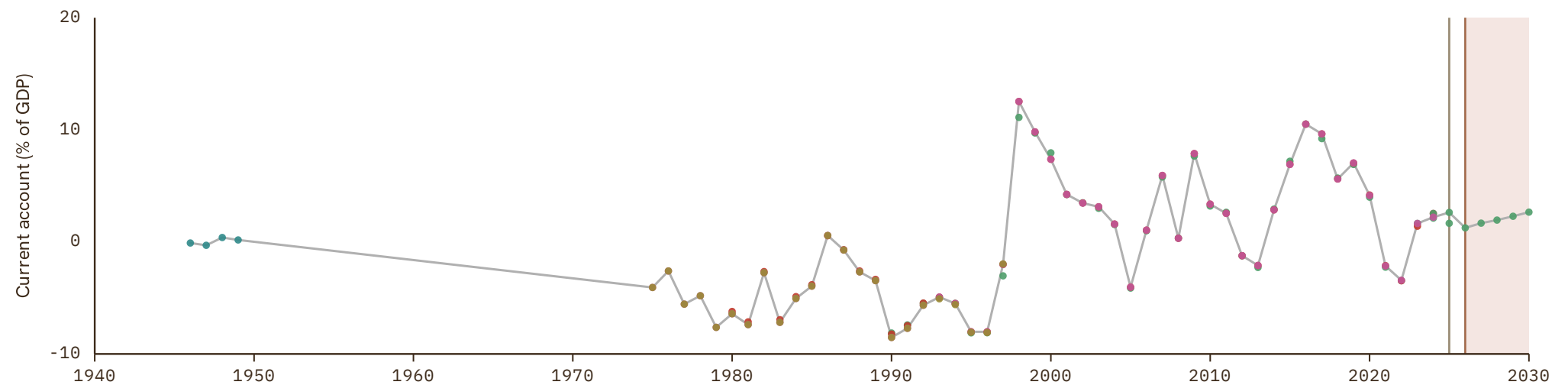
in %

1 Source composition

SOURCE	CODE	TIME SPAN	NOTES
Brian Mitchell (2013)	Mitchell	1946 - 1974	Replacing using overlapping data in 1975.
World Bank (2024)	WDI	1975 - 2024	Baseline source, overlaps with anchor year 2018.
International Monetary Fund (2025)	IMF IFS	2025 - 2025	Replacing using overlapping data in 2026.
International Monetary Fund (2025) (forecasts)	IMF WEO forecast	2026 - 2030	Replacing using overlapping data in 2031.

2 Harmonised series

■ GMD forecast
 — GMD estimate
 Source change
 ● IMF IFS
 ● IMF WEO
 ● IMF WEO forecast
 ● WDI
 ● WDI ARC
 ● Mitchell



Timor-Leste

COVERAGE
2000–2030

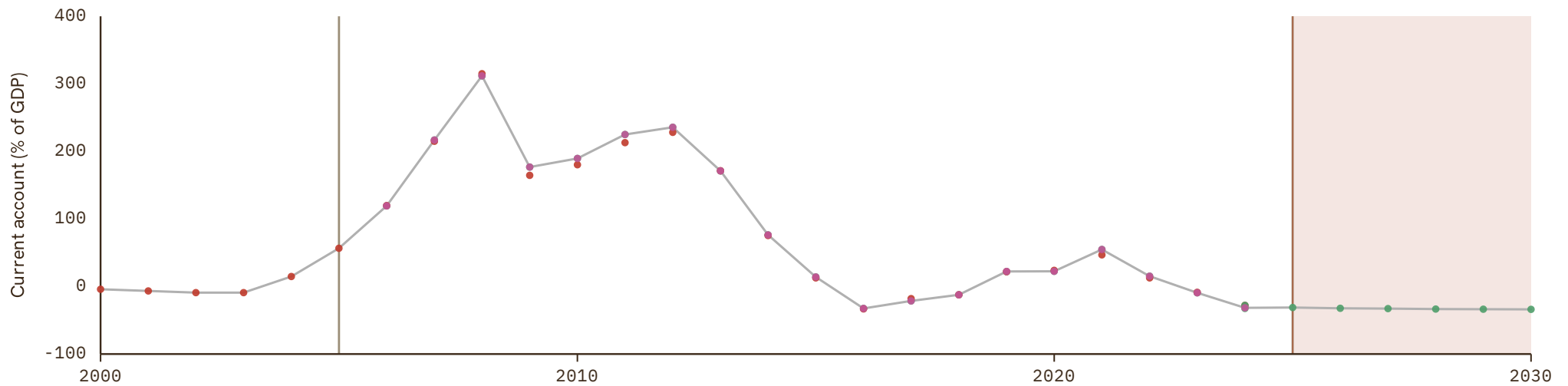
UNIT
in %

1 Source composition

SOURCE	CODE	TIME SPAN	NOTES
International Monetary Fund (2025)	IMF WEO	2000 - 2005	Replacing using overlapping data in 2006.
World Bank (2024)	WDI	2006 - 2024	Baseline source, overlaps with anchor year 2018.
International Monetary Fund (2025) (forecasts)	IMF WEO forecast	2025 - 2030	Replacing using overlapping data in 2031.

2 Harmonised series

■ GMD forecast
 — GMD estimate
 Source change
 ● IMF IFS
 ● IMF WEO
 ● IMF WEO forecast
 ● WDI



Togo

COVERAGE
1965-2030

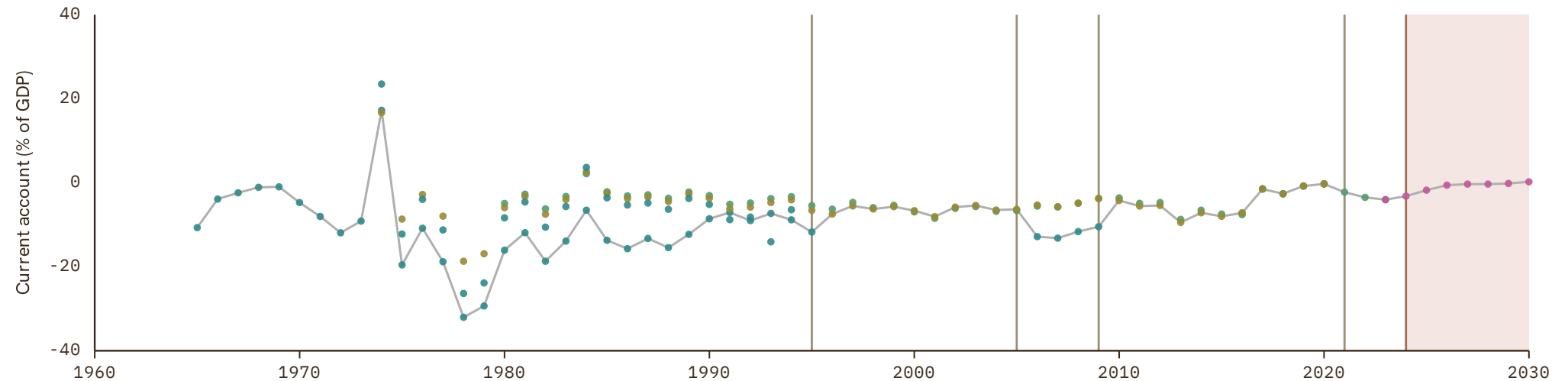
UNIT
in %

1 Source composition

SOURCE	CODE	TIME SPAN	NOTES
BCEAO (2024)	BCEAO	1965 - 1995	Replacing using overlapping data in 1996.
World Bank (2024)	WDI	1996 - 2005	Replacing using overlapping data in 2006.
BCEAO (2024)	BCEAO	2006 - 2009	Replacing using overlapping data in 2010.
World Bank (2024)	WDI	2010 - 2020	Baseline source, overlaps with anchor year 2018.
International Monetary Fund (2025)	IMF WEO	2021 - 2023	Replacing using overlapping data in 2024.
International Monetary Fund (2025) (forecasts)	IMF WEO forecast	2024 - 2030	Replacing using overlapping data in 2031.

2 Harmonised series

GMD forecast
 — GMD estimate
| Source change
● BCEAO
● IMF IFS
● IMF WEO
● IMF WEO forecast
● WDI
● WDI ARC



Trinidad and Tobago

COVERAGE
1975–2030

UNIT
in %

1 Source composition

SOURCE	CODE	TIME SPAN	NOTES
World Bank (2024)	WDI	1975 - 2024	Baseline source, overlaps with anchor year 2018.
International Monetary Fund (2025) (forecasts)	IMF WEO forecast	2025 - 2030	Replacing using overlapping data in 2031.

2 Harmonised series

■ GMD forecast
 — GMD estimate
 | Source change
 ● IMF IFS
 ● IMF WEO
 ● IMF WEO forecast
 ● WDI
 ● WDI ARC



Tunisia

COVERAGE
1976-2030

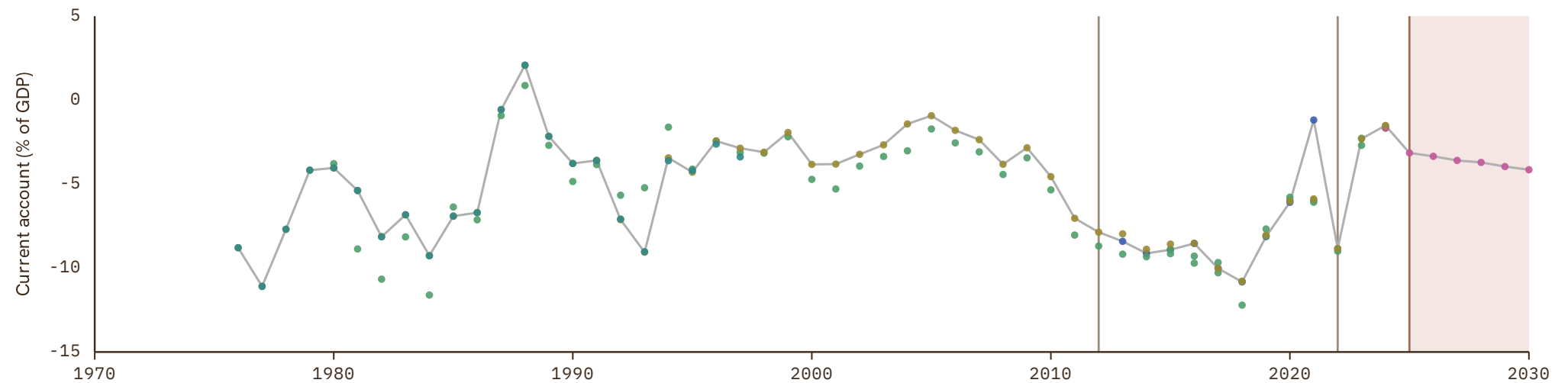
UNIT
in %

1 Source composition

SOURCE	CODE	TIME SPAN	NOTES
World Bank (2024)	WDI	1976 - 2012	Replacing using overlapping data in 2013.
Arab Monetary Fund (2024)	AMF	2013 - 2021	Baseline source, overlaps with anchor year 2018.
World Bank (2024)	WDI	2022 - 2024	Replacing using overlapping data in 2025.
International Monetary Fund (2025) (forecasts)	IMF WEO forecast	2025 - 2030	Replacing using overlapping data in 2031.

2 Harmonised series

GMD forecast
 — GMD estimate
 | Source change
 ● AMF
 ● IMF IFS
 ● IMF WEO
 ● IMF WEO forecast
 ● WDI
 ● WDI ARC



Turkey

COVERAGE
1950-2030

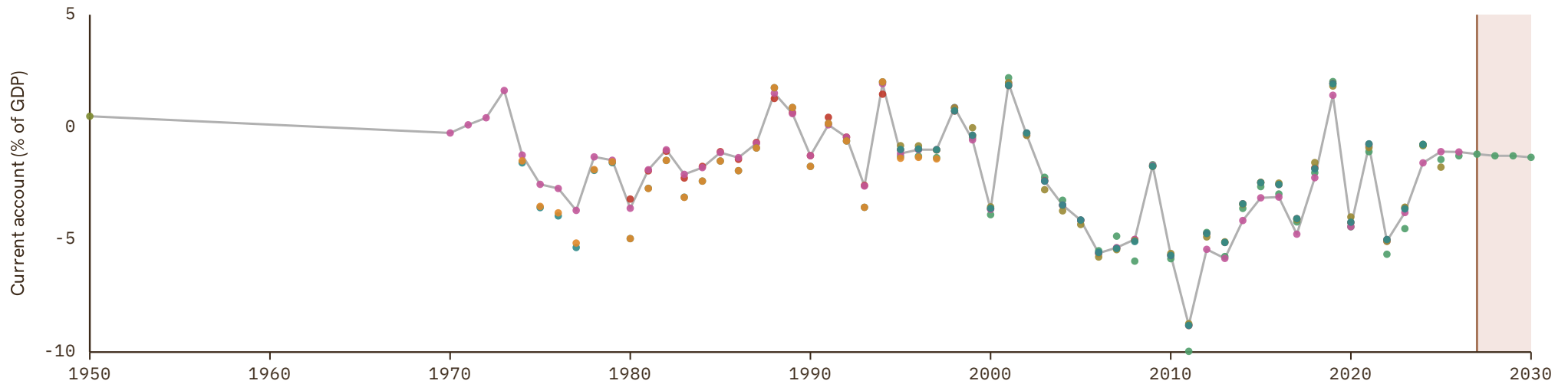
UNIT
in %

1 Source composition

SOURCE	CODE	TIME SPAN	NOTES
Brian Mitchell (2013)	Mitchell	1950 - 1969	Replacing using overlapping data in 1970.
OECD (2024)	OECD EO	1970 - 2026	Baseline source, overlaps with anchor year 2018.
International Monetary Fund (2025) (forecasts)	IMF WEO forecast	2027 - 2030	Replacing using overlapping data in 2031.

2 Harmonised series

GMD forecast
 — GMD estimate
| Source change
● IMF IFS
● IMF WEO
● IMF WEO forecast
● OECD EO
● OECD KEI
● WDI
● WDI ARC
● Mitchell



Turkmenistan

COVERAGE
1991–2030

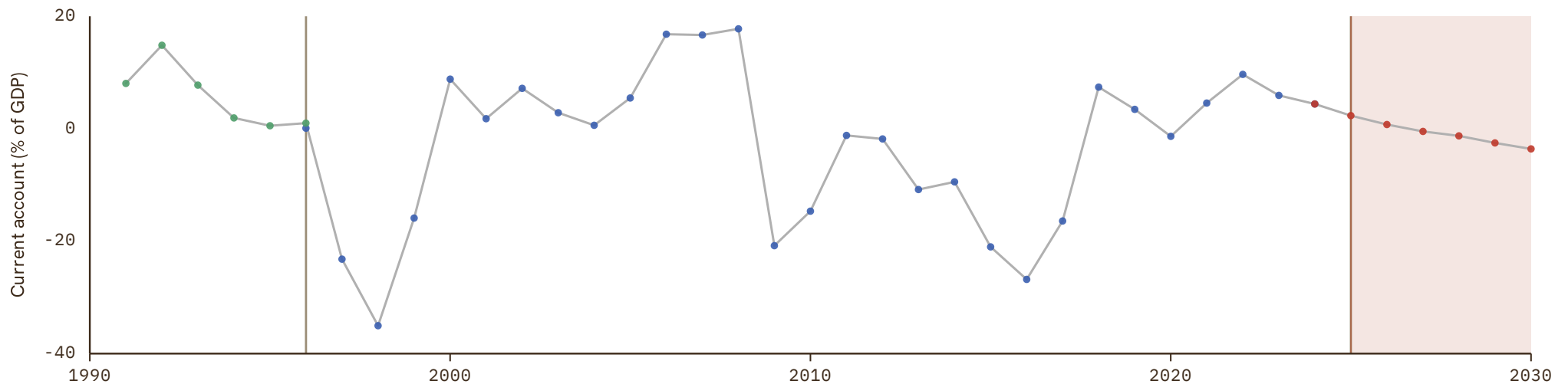
UNIT
in %

1 Source composition

SOURCE	CODE	TIME SPAN	NOTES
World Bank (1999)	WDI ARC	1991 - 1996	Replacing using overlapping data in 1997.
International Monetary Fund (2025)	IMF WEO	1997 - 2024	Baseline source, overlaps with anchor year 2018.
International Monetary Fund (2025) (forecasts)	IMF WEO forecast	2025 - 2030	Replacing using overlapping data in 2031.

2 Harmonised series

■ GMD forecast
 — GMD estimate
 Source change
 ● IMF WEO
 ● IMF WEO forecast
 ● WDI ARC



Uganda

COVERAGE | UNIT
1980-2030 | in %

1 Source composition

SOURCE	CODE	TIME SPAN	NOTES
World Bank (2024)	WDI	1980 - 2024	Baseline source, overlaps with anchor year 2018.
International Monetary Fund (2025) (forecasts)	IMF WEO forecast	2025 - 2030	Replacing using overlapping data in 2031.

2 Harmonised series

▭ GMD forecast
 — GMD estimate
 | Source change
 ● IMF IFS
 ● IMF WEO
 ● IMF WEO forecast
 ● WDI
 ● WDI ARC



Ukraine

COVERAGE
1992–2030

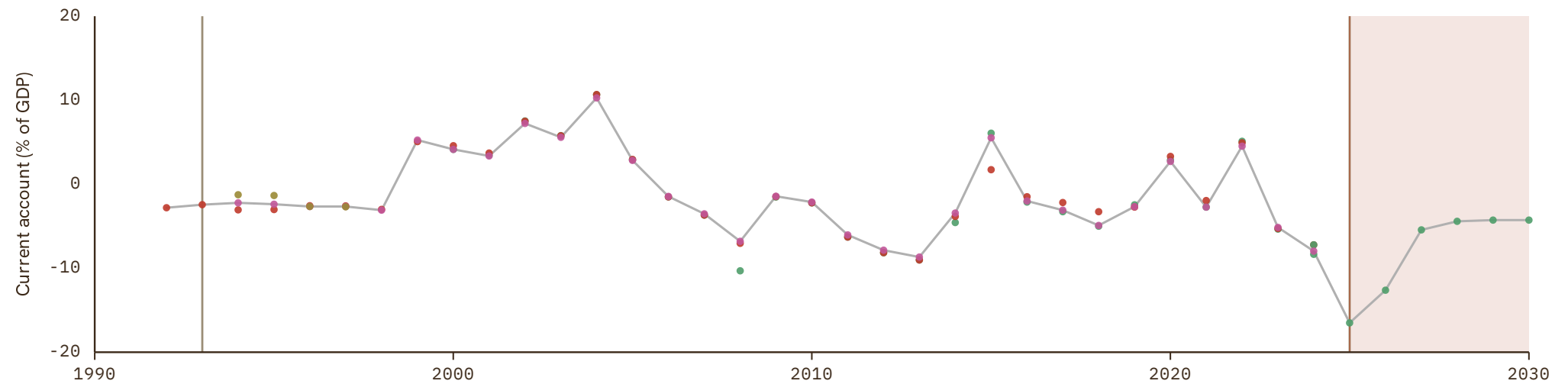
UNIT
in %

1 Source composition

SOURCE	CODE	TIME SPAN	NOTES
International Monetary Fund (2025)	IMF WEO	1992 - 1993	Replacing using overlapping data in 1994.
World Bank (2024)	WDI	1994 - 2024	Baseline source, overlaps with anchor year 2018.
International Monetary Fund (2025) (forecasts)	IMF WEO forecast	2025 - 2030	Replacing using overlapping data in 2031.

2 Harmonised series

■ GMD forecast
 — GMD estimate
 Source change
 ● IMF IFS
 ● IMF WEO
 ● IMF WEO forecast
 ● WDI
 ● WDI ARC



United Arab Emirates

 COVERAGE
1980–2030

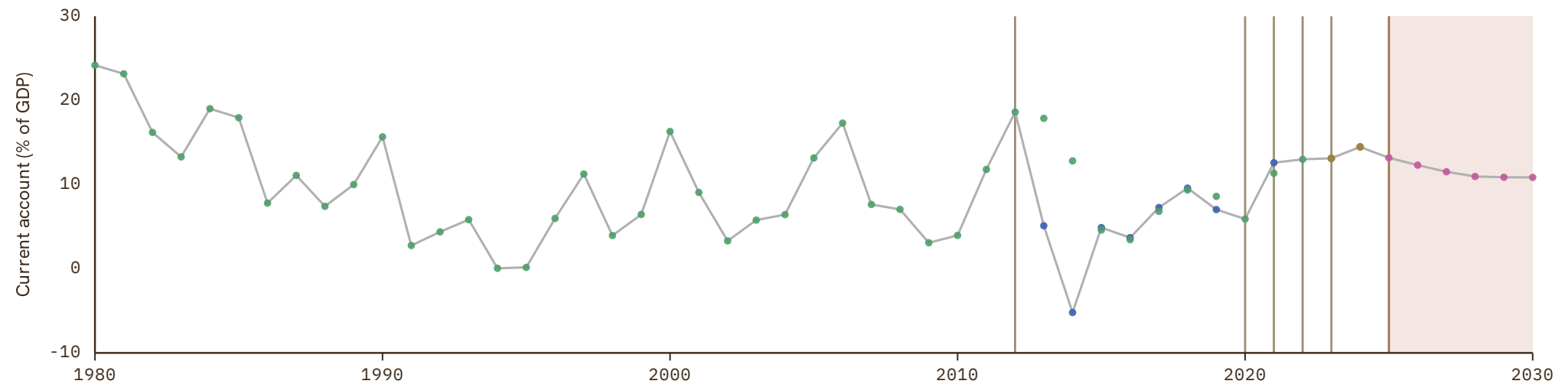
 UNIT
in %

1 Source composition

SOURCE	CODE	TIME SPAN	NOTES
International Monetary Fund (2025)	IMF WEO	1980 - 2012	Replacing using overlapping data in 2013.
Arab Monetary Fund (2024)	AMF	2013 - 2019	Baseline source, overlaps with anchor year 2018.
International Monetary Fund (2025)	IMF WEO	2020 - 2020	Replacing using overlapping data in 2021.
Arab Monetary Fund (2024)	AMF	2021 - 2021	Replacing using overlapping data in 2022.
International Monetary Fund (2025)	IMF WEO	2022 - 2022	Replacing using overlapping data in 2023.
World Bank (2024)	WDI	2023 - 2024	Replacing using overlapping data in 2025.
International Monetary Fund (2025) (forecasts)	IMF WEO forecast	2025 - 2030	Replacing using overlapping data in 2031.

2 Harmonised series

■ GMD forecast
 — GMD estimate
 | Source change
 ● AMF
 ● IMF IFS
 ● IMF WEO
 ● IMF WEO forecast
 ● WDI



United Kingdom

COVERAGE
1772-2030

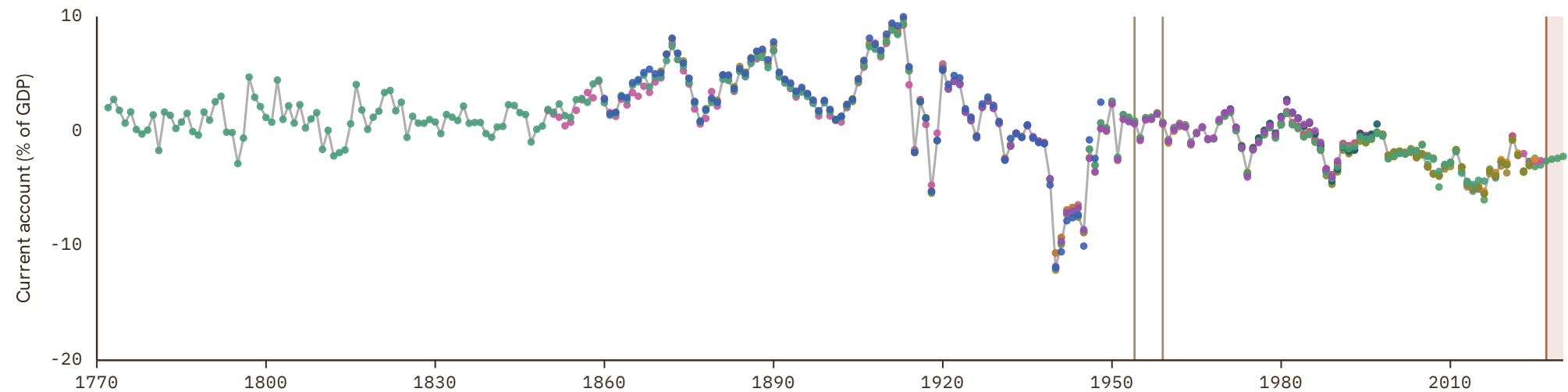
UNIT
in %

1 Source composition

SOURCE	CODE	TIME SPAN	NOTES
Thomas et al. (2010)	CS1 GBR	1772 - 1954	Replacing using overlapping data in 1955.
OECD (2024)	OECD KEI	1955 - 1959	Replacing using overlapping data in 1960.
OECD (2024)	OECD EO	1960 - 2026	Baseline source, overlaps with anchor year 2018.
International Monetary Fund (2025) (forecasts)	IMF WEO forecast	2027 - 2030	Replacing using overlapping data in 2031.

2 Harmonised series

■ GMD forecast
 — GMD estimate
 Source change
 ● IMF IFS
 ● IMF WEO
 ● IMF WEO forecast
 ● JO
 ● JST
 ● OECD EO
 ● OECD KEI
 ● WDI
 ● WDI ARC
 ● CS3
 ● CS1
 ● CS4
 ● Mitchell



United States

COVERAGE
1790–2030

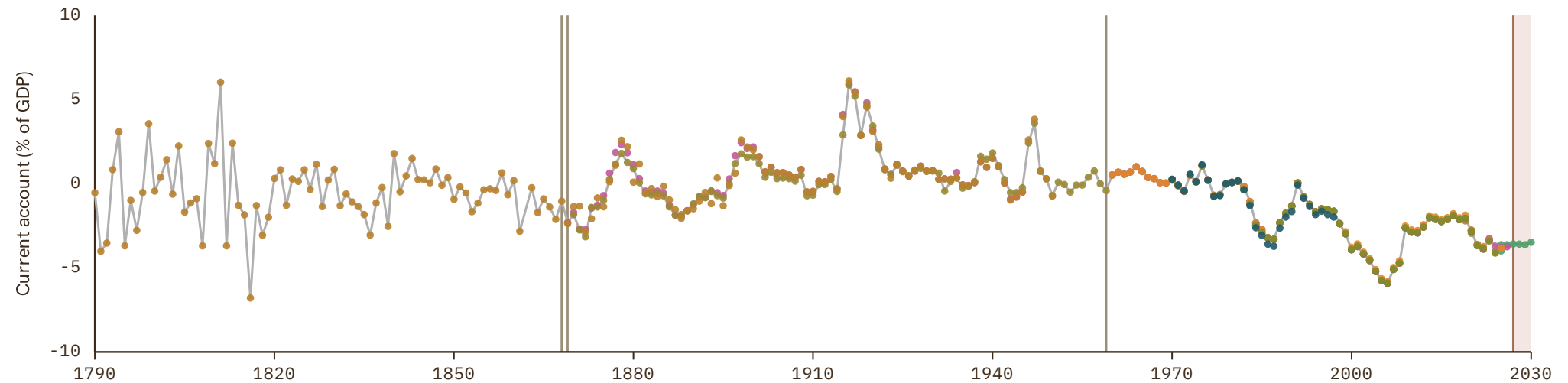
UNIT
in %

1 Source composition

SOURCE	CODE	TIME SPAN	NOTES
Brian Mitchell (2013)	Mitchell	1790 - 1868	Replacing using overlapping data in 1869.
Matthew T. Jones et al. (1997)	JO	1869 - 1869	Replacing using overlapping data in 1870.
Jordá et al. (2017)	JST	1870 - 1959	Replacing using overlapping data in 1960.
OECD (2024)	OECD EO	1960 - 2026	Baseline source, overlaps with anchor year 2018.
International Monetary Fund (2025) (forecasts)	IMF WEO forecast	2027 - 2030	Replacing using overlapping data in 2031.

2 Harmonised series

■ GMD forecast
 — GMD estimate
 Source change
 ● IMF IFS
 ● IMF WEO
 ● IMF WEO forecast
 ● JO
 ● JST
 ● OECD EO
 ● OECD KEI
 ● WDI
 ● WDI ARC
 ● Mitchell



Uruguay

COVERAGE
1978–2030

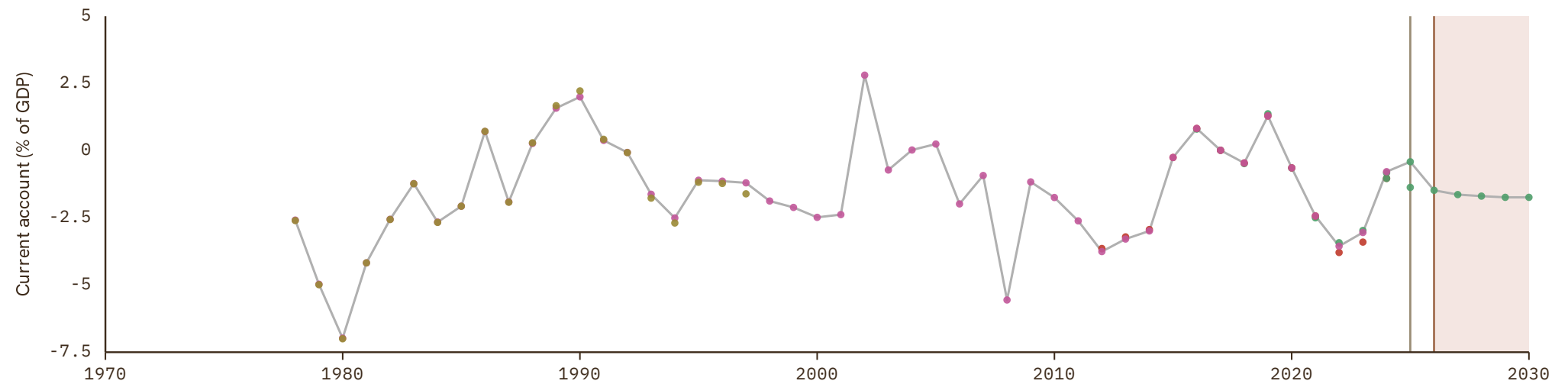
UNIT
in %

1 Source composition

SOURCE	CODE	TIME SPAN	NOTES
World Bank (2024)	WDI	1978 - 2024	Baseline source, overlaps with anchor year 2018.
International Monetary Fund (2025)	IMF IFS	2025 - 2025	Replacing using overlapping data in 2026.
International Monetary Fund (2025) (forecasts)	IMF WEO forecast	2026 - 2030	Replacing using overlapping data in 2031.

2 Harmonised series

■ GMD forecast
 — GMD estimate
 Source change
 ● IMF IFS
 ● IMF WEO
 ● IMF WEO forecast
 ● WDI
 ● WDI ARC



Uzbekistan

COVERAGE
1992–2030

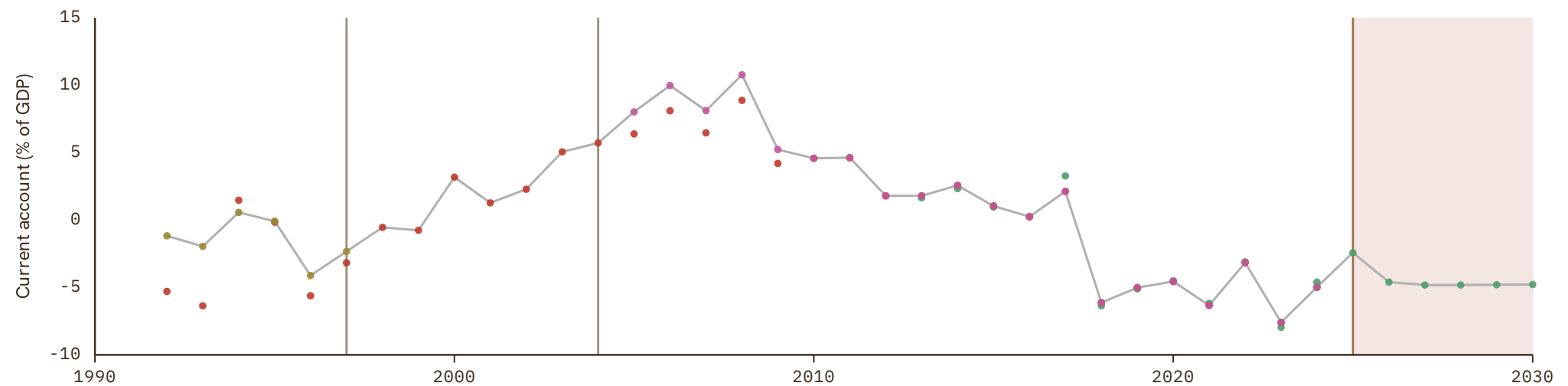
UNIT
in %

1 Source composition

SOURCE	CODE	TIME SPAN	NOTES
World Bank (1999)	WDI ARC	1992 - 1997	Replacing using overlapping data in 1998.
International Monetary Fund (2025)	IMF WEO	1998 - 2004	Replacing using overlapping data in 2005.
World Bank (2024)	WDI	2005 - 2024	Baseline source, overlaps with anchor year 2018.
International Monetary Fund (2025) (forecasts)	IMF WEO forecast	2025 - 2030	Replacing using overlapping data in 2031.

2 Harmonised series

■ GMD forecast
 — GMD estimate
 Source change
 ● IMF IFS
 ● IMF WEO
 ● IMF WEO forecast
 ● WDI
 ● WDI ARC



Venezuela

COVERAGE
1970–2026

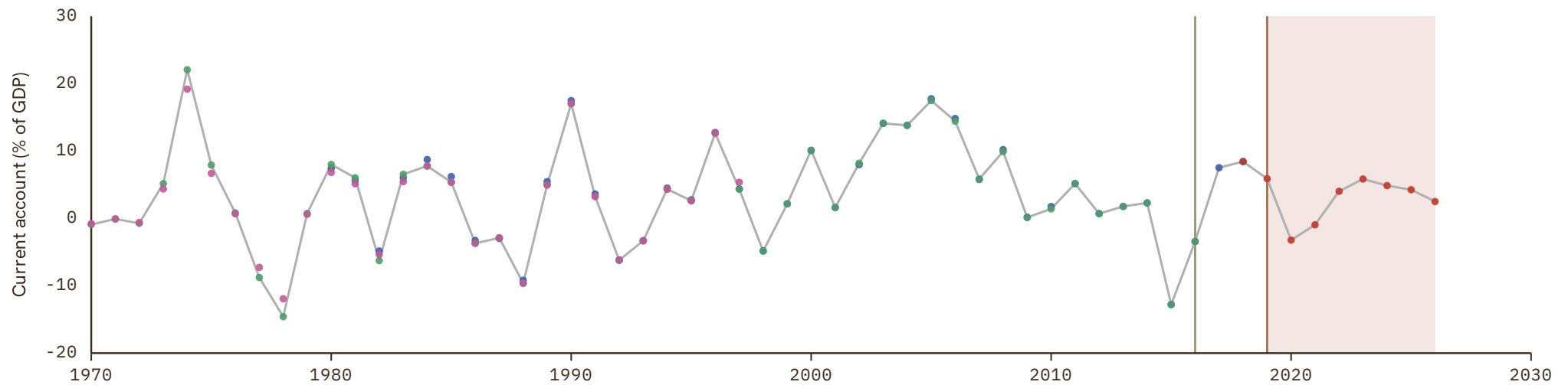
UNIT
in %

1 Source composition

SOURCE	CODE	TIME SPAN	NOTES
World Bank (2024)	WDI	1970 - 2016	Replacing using overlapping data in 2017.
International Monetary Fund (2025)	IMF WEO	2017 - 2018	Replacing using overlapping data in 2019.
International Monetary Fund (2025) (forecasts)	IMF WEO forecast	2019 - 2026	Replacing using overlapping data in 2027.

2 Harmonised series

GMD forecast
 — GMD estimate
 | Source change
 ● IMF WEO
 ● IMF WEO forecast
 ● WDI
 ● WDI ARC



Vietnam

 COVERAGE
1980–2030

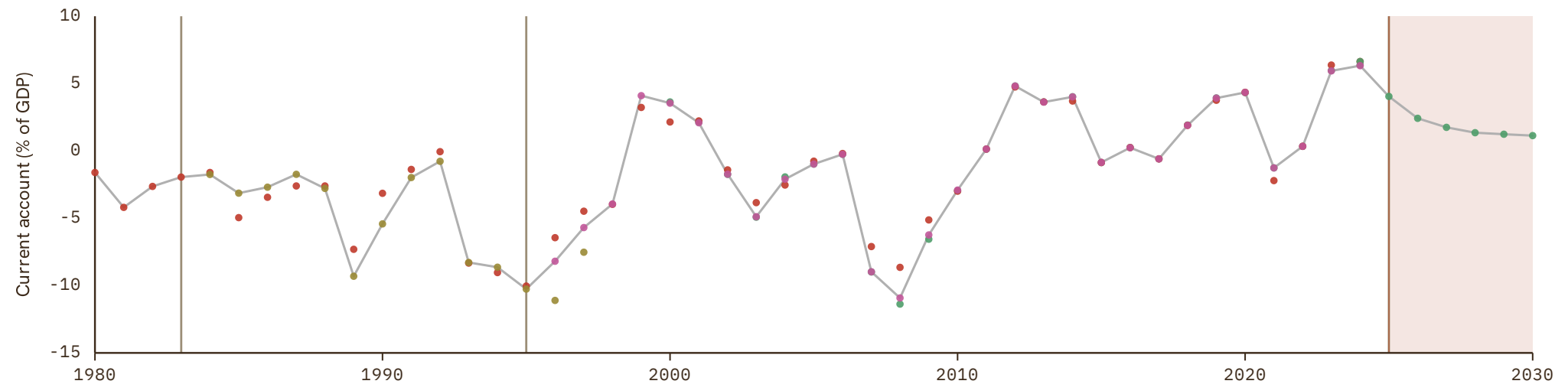
 UNIT
in %

1 Source composition

SOURCE	CODE	TIME SPAN	NOTES
International Monetary Fund (2025)	IMF WEO	1980 - 1983	Replacing using overlapping data in 1984.
World Bank (1999)	WDI ARC	1984 - 1995	Replacing using overlapping data in 1996.
World Bank (2024)	WDI	1996 - 2024	Baseline source, overlaps with anchor year 2018.
International Monetary Fund (2025) (forecasts)	IMF WEO forecast	2025 - 2030	Replacing using overlapping data in 2031.

2 Harmonised series

■ GMD forecast
 — GMD estimate
 Source change
 ● IMF IFS
 ● IMF WEO
 ● IMF WEO forecast
 ● WDI
 ● WDI ARC



Yemen

COVERAGE
1990–2030

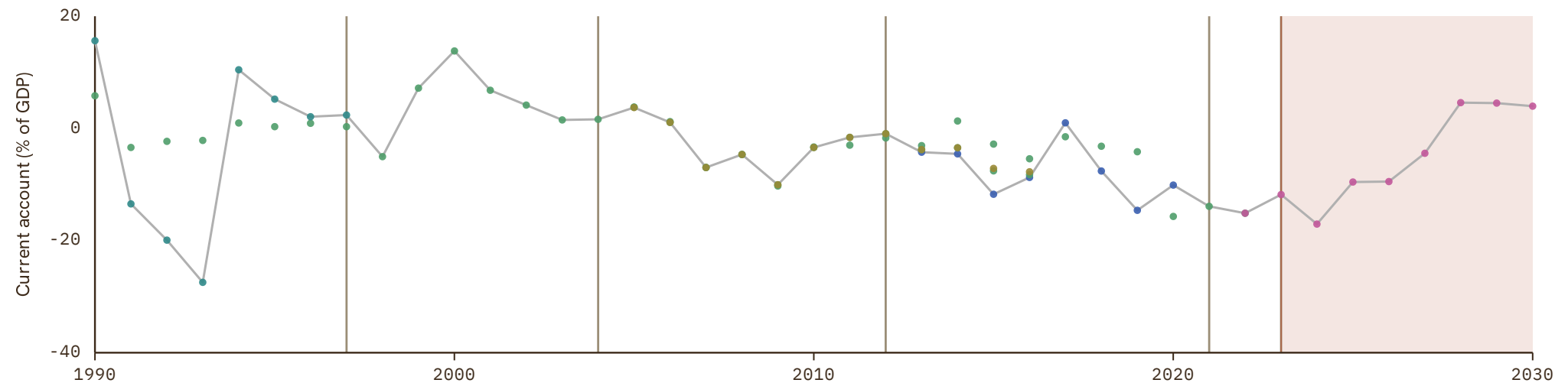
UNIT
in %

1 Source composition

SOURCE	CODE	TIME SPAN	NOTES
World Bank (1999)	WDI ARC	1990 - 1997	Replacing using overlapping data in 1998.
International Monetary Fund (2025)	IMF WEO	1998 - 2004	Replacing using overlapping data in 2005.
World Bank (2024)	WDI	2005 - 2012	Replacing using overlapping data in 2013.
Arab Monetary Fund (2024)	AMF	2013 - 2020	Baseline source, overlaps with anchor year 2018.
International Monetary Fund (2025)	IMF WEO	2021 - 2022	Replacing using overlapping data in 2023.
International Monetary Fund (2025) (forecasts)	IMF WEO forecast	2023 - 2030	Replacing using overlapping data in 2031.

2 Harmonised series

■ GMD forecast
 — GMD estimate
 Source change
 ● AMF
 ● IMF IFS
 ● IMF WEO
 ● IMF WEO forecast
 ● WDI
 ● WDI ARC



Zambia

COVERAGE
1978-2030

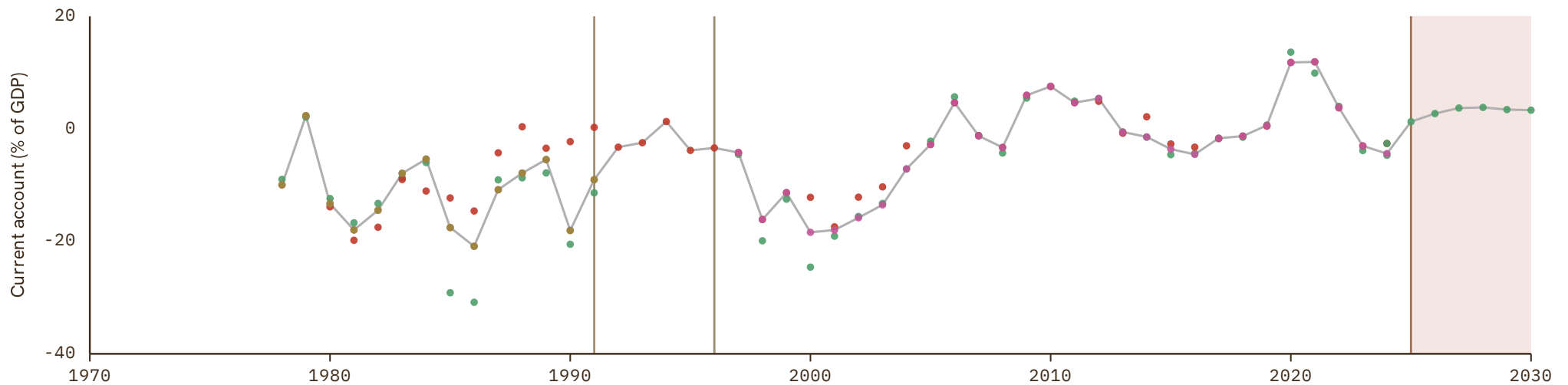
UNIT
in %

1 Source composition

SOURCE	CODE	TIME SPAN	NOTES
World Bank (2024)	WDI	1978 - 1991	Replacing using overlapping data in 1992.
International Monetary Fund (2025)	IMF WEO	1992 - 1996	Replacing using overlapping data in 1997.
World Bank (2024)	WDI	1997 - 2024	Baseline source, overlaps with anchor year 2018.
International Monetary Fund (2025) (forecasts)	IMF WEO forecast	2025 - 2030	Replacing using overlapping data in 2031.

2 Harmonised series

■ GMD forecast
 — GMD estimate
 Source change
 ● IMF IFS
 ● IMF WEO
 ● IMF WEO forecast
 ● WDI
 ● WDI ARC



Zimbabwe

COVERAGE
1977-2030

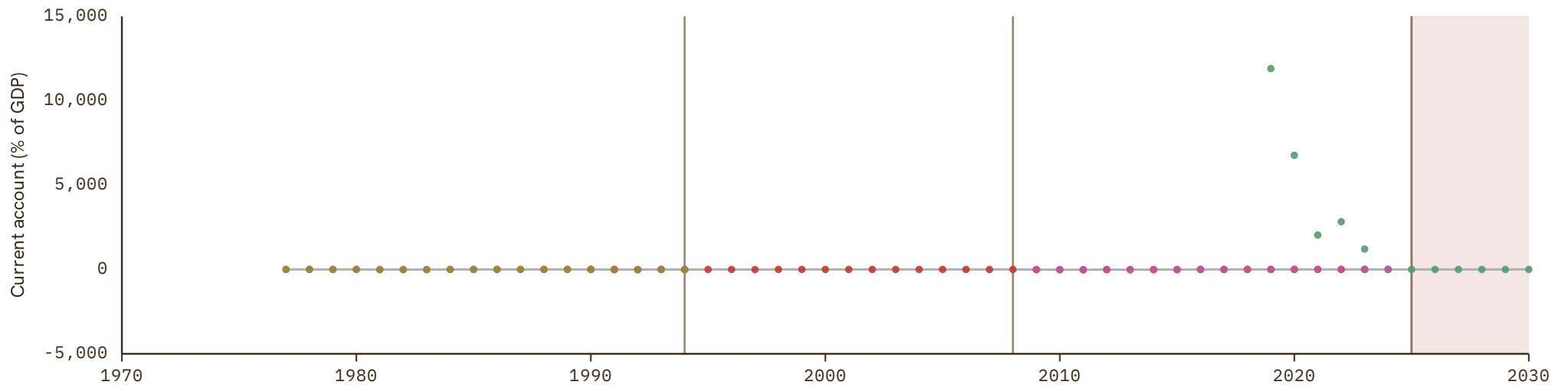
UNIT
in %

1 Source composition

SOURCE	CODE	TIME SPAN	NOTES
World Bank (2024)	WDI	1977 - 1994	Replacing using overlapping data in 1995.
International Monetary Fund (2025)	IMF WEO	1995 - 2008	Replacing using overlapping data in 2009.
World Bank (2024)	WDI	2009 - 2024	Baseline source, overlaps with anchor year 2018.
International Monetary Fund (2025) (forecasts)	IMF WEO forecast	2025 - 2030	Replacing using overlapping data in 2031.

2 Harmonised series

■ GMD forecast
 — GMD estimate
 Source change
 ● IMF IFS
 ● IMF WEO
 ● IMF WEO forecast
 ● WDI
 ● WDI ARC



Andorra

COVERAGE
2019–2030

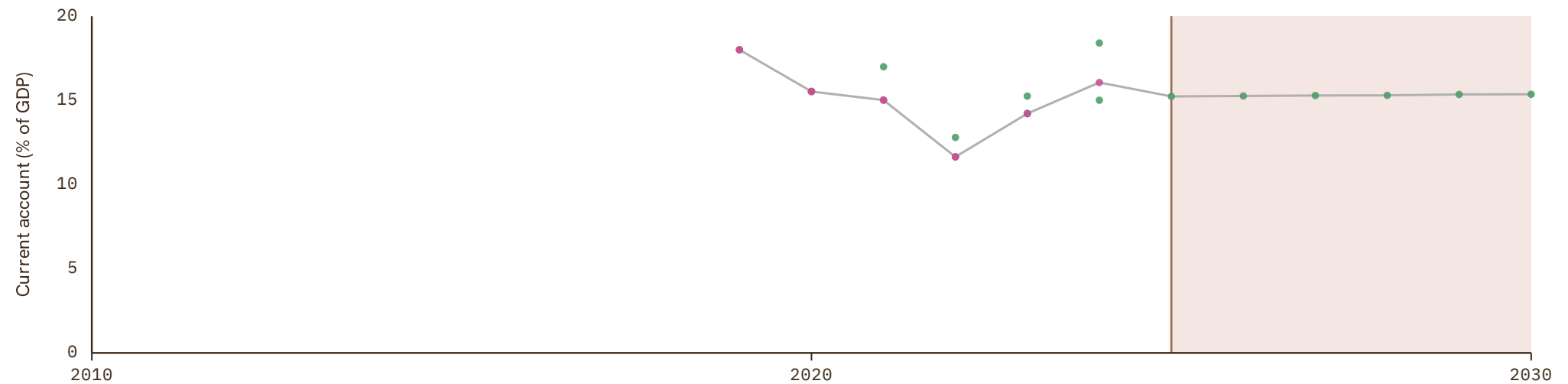
UNIT
in %

1 Source composition

SOURCE	CODE	TIME SPAN	NOTES
World Bank (2024)	WDI	2019 - 2024	Replacing using overlapping data in 2025.
International Monetary Fund (2025) (forecasts)	IMF WEO forecast	2025 - 2030	Replacing using overlapping data in 2031.

2 Harmonised series

GMD forecast
 — GMD estimate
 | Source change
 ● IMF IFS
 ● IMF WEO
 ● IMF WEO forecast
 ● WDI



Antigua and Barbuda

COVERAGE
1977-2030

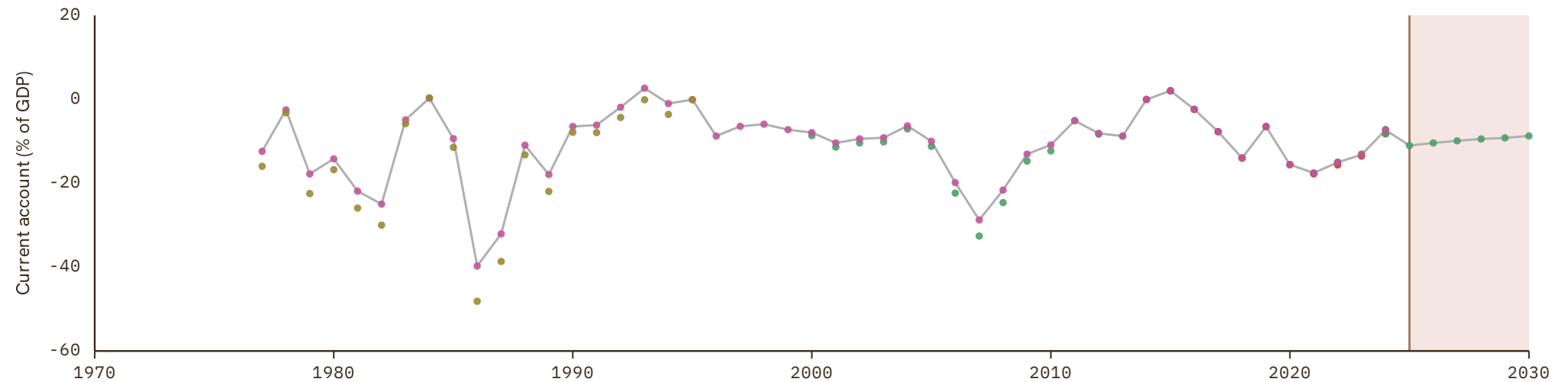
UNIT
in %

1 Source composition

SOURCE	CODE	TIME SPAN	NOTES
World Bank (2024)	WDI	1977 - 2024	Baseline source, overlaps with anchor year 2018.
International Monetary Fund (2025) (forecasts)	IMF WEO forecast	2025 - 2030	Replacing using overlapping data in 2031.

2 Harmonised series

■ GMD forecast
 — GMD estimate
 | Source change
 ● IMF IFS
 ● IMF WEO
 ● IMF WEO forecast
 ● WDI
 ● WDI ARC



Aruba

COVERAGE
1986–2030

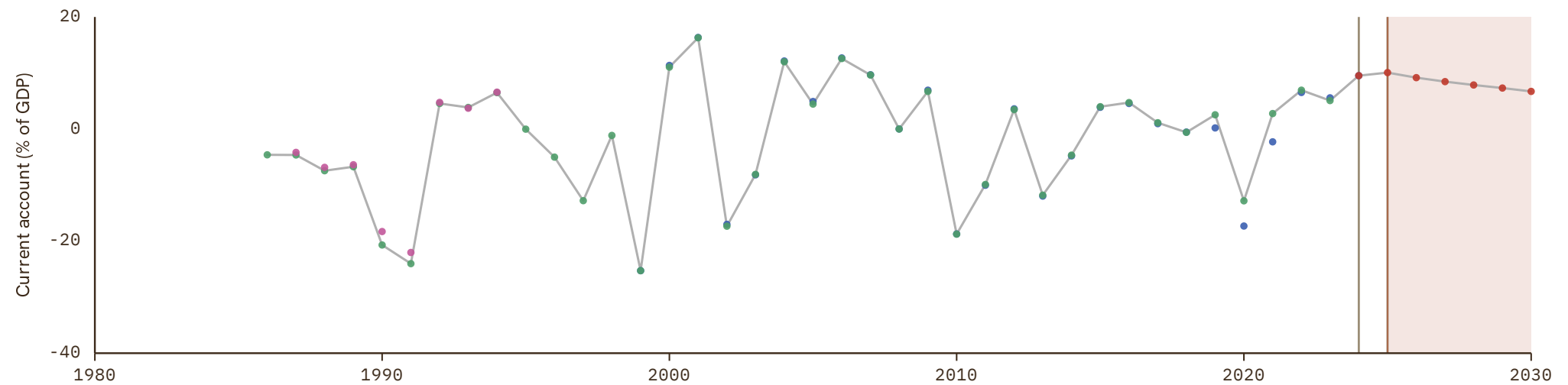
UNIT
in %

1 Source composition

SOURCE	CODE	TIME SPAN	NOTES
World Bank (2024)	WDI	1986 - 2023	Baseline source, overlaps with anchor year 2018.
International Monetary Fund (2025)	IMF WEO	2024 - 2024	Replacing using overlapping data in 2025.
International Monetary Fund (2025) (forecasts)	IMF WEO forecast	2025 - 2030	Replacing using overlapping data in 2031.

2 Harmonised series

GMD forecast
 — GMD estimate
 | Source change
 ● IMF WEO
 ● IMF WEO forecast
 ● WDI
 ● WDI ARC



Cayman Islands

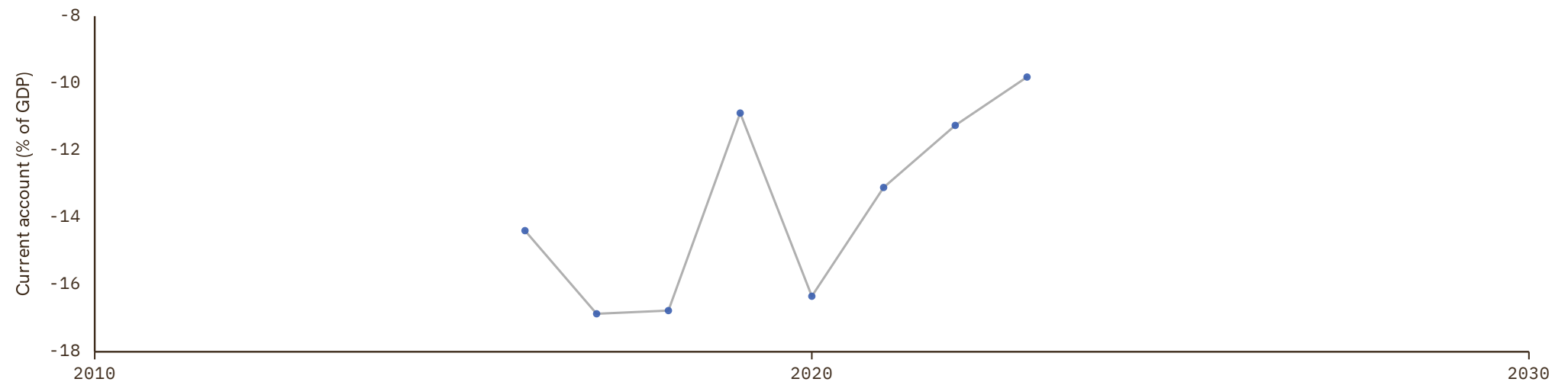
COVERAGE
2016–2023UNIT
in %

1 Source composition

SOURCE	CODE	TIME SPAN	NOTES
World Bank (2024)	WDI	2016 - 2023	Baseline source, overlaps with anchor year 2018.

2 Harmonised series

— GMD estimate ● WDI



Comoros

COVERAGE
1980–2030

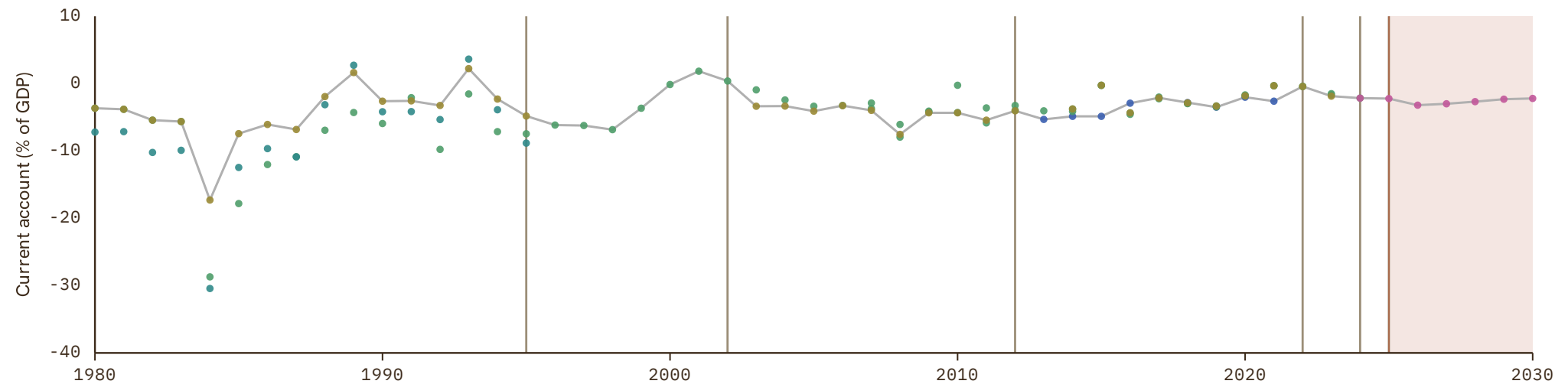
UNIT
in %

1 Source composition

SOURCE	CODE	TIME SPAN	NOTES
World Bank (2024)	WDI	1980 - 1995	Replacing using overlapping data in 1996.
International Monetary Fund (2025)	IMF WEO	1996 - 2002	Replacing using overlapping data in 2003.
World Bank (2024)	WDI	2003 - 2012	Replacing using overlapping data in 2013.
Arab Monetary Fund (2024)	AMF	2013 - 2021	Baseline source, overlaps with anchor year 2018.
World Bank (2024)	WDI	2022 - 2023	Replacing using overlapping data in 2024.
International Monetary Fund (2025)	IMF WEO	2024 - 2024	Replacing using overlapping data in 2025.
International Monetary Fund (2025) (forecasts)	IMF WEO forecast	2025 - 2030	Replacing using overlapping data in 2031.

2 Harmonised series

■ GMD forecast
 — GMD estimate
 | Source change
 ● AMF
 ● IMF IFS
 ● IMF WEO
 ● IMF WEO forecast
 ● WDI
 ● WDI ARC



Curaçao

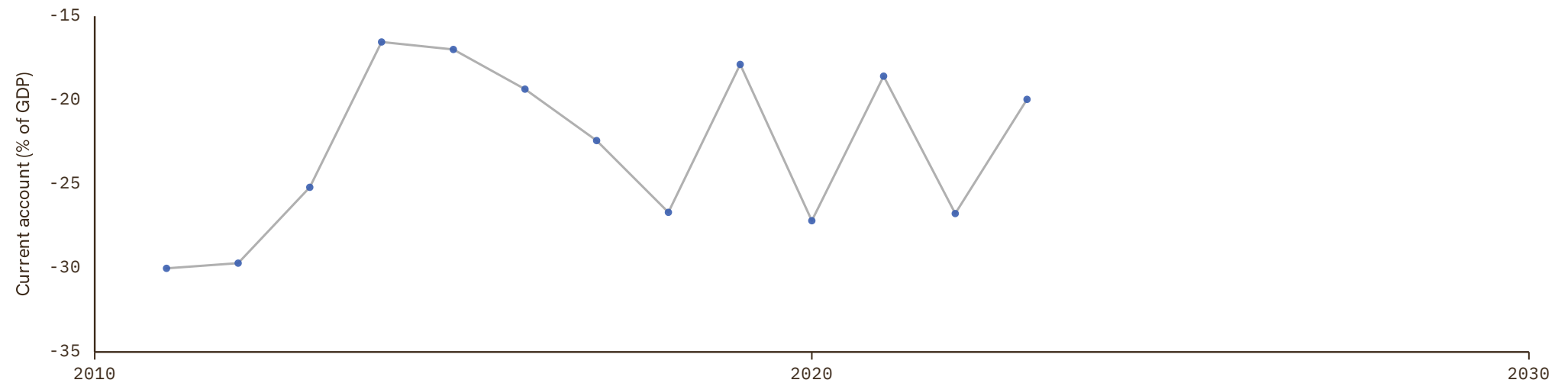
COVERAGE
2011–2023UNIT
in %

1 Source composition

SOURCE	CODE	TIME SPAN	NOTES
World Bank (2024)	WDI	2011 - 2023	Baseline source, overlaps with anchor year 2018.

2 Harmonised series

— GMD estimate ● WDI



Faroe Islands

COVERAGE
1998–2011

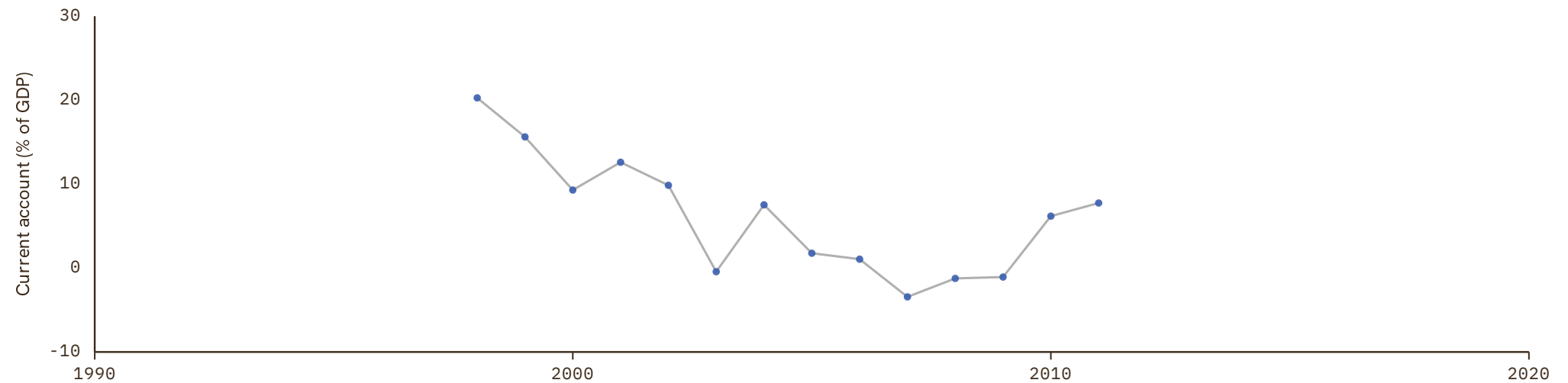
UNIT
in %

1 Source composition

SOURCE	CODE	TIME SPAN	NOTES
World Bank (2024)	WDI	1998 - 2011	Replacing using overlapping data in 2012.

2 Harmonised series

— GMD estimate ● WDI



French Polynesia

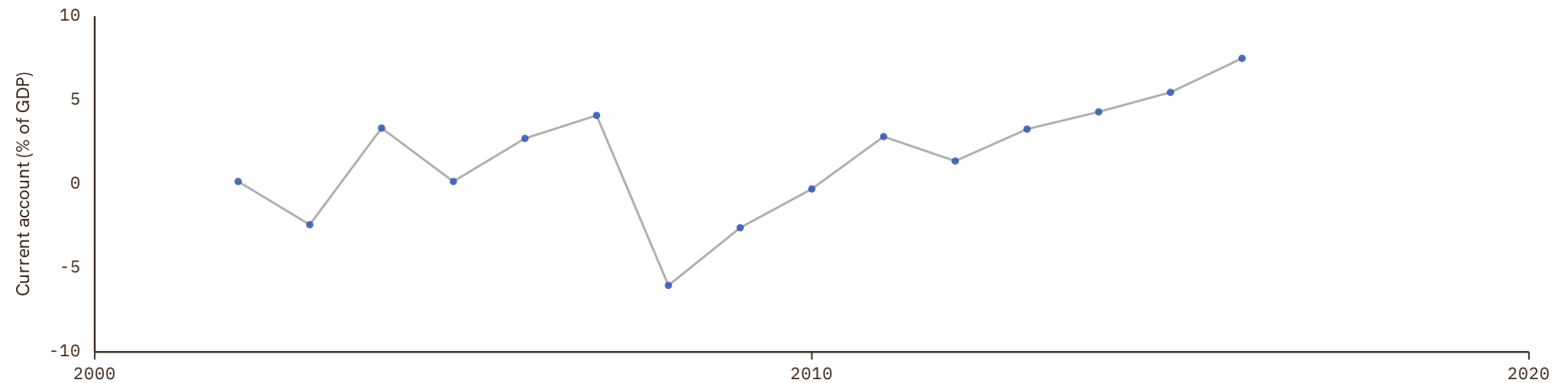
COVERAGE
2002–2016UNIT
in %

1 Source composition

SOURCE	CODE	TIME SPAN	NOTES
World Bank (2024)	WDI	2002 - 2016	Replacing using overlapping data in 2017.

2 Harmonised series

— GMD estimate ● WDI



Kiribati

COVERAGE
1979-2030

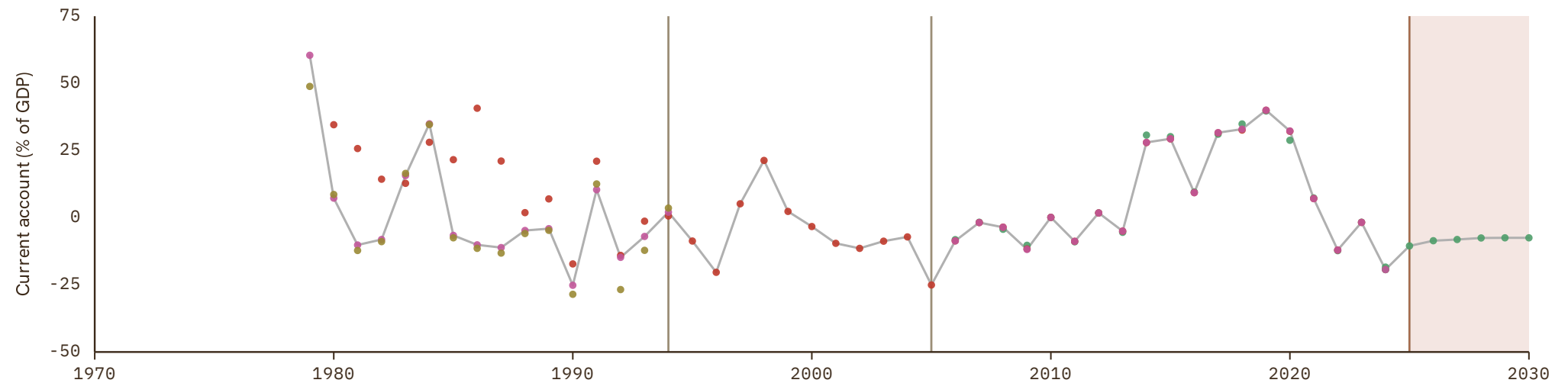
UNIT
in %

1 Source composition

SOURCE	CODE	TIME SPAN	NOTES
World Bank (2024)	WDI	1979 - 1994	Replacing using overlapping data in 1995.
International Monetary Fund (2025)	IMF WEO	1995 - 2005	Replacing using overlapping data in 2006.
World Bank (2024)	WDI	2006 - 2024	Baseline source, overlaps with anchor year 2018.
International Monetary Fund (2025) (forecasts)	IMF WEO forecast	2025 - 2030	Replacing using overlapping data in 2031.

2 Harmonised series

■ GMD forecast
 — GMD estimate
 Source change
 ● IMF IFS
 ● IMF WEO
 ● IMF WEO forecast
 ● WDI
 ● WDI ARC



Kosovo

COVERAGE
2000–2030

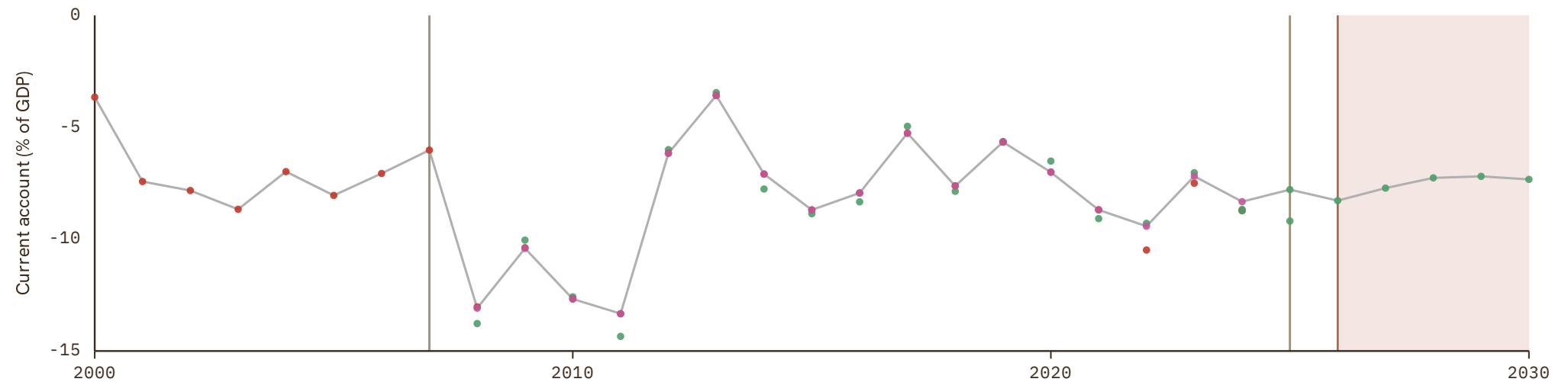
UNIT
in %

1 Source composition

SOURCE	CODE	TIME SPAN	NOTES
International Monetary Fund (2025)	IMF WEO	2000 - 2007	Replacing using overlapping data in 2008.
World Bank (2024)	WDI	2008 - 2024	Baseline source, overlaps with anchor year 2018.
International Monetary Fund (2025)	IMF IFS	2025 - 2025	Replacing using overlapping data in 2026.
International Monetary Fund (2025) (forecasts)	IMF WEO forecast	2026 - 2030	Replacing using overlapping data in 2031.

2 Harmonised series

■ GMD forecast
 — GMD estimate
 Source change
 ● IMF IFS
 ● IMF WEO
 ● IMF WEO forecast
 ● WDI



Liechtenstein

COVERAGE
2014–2030

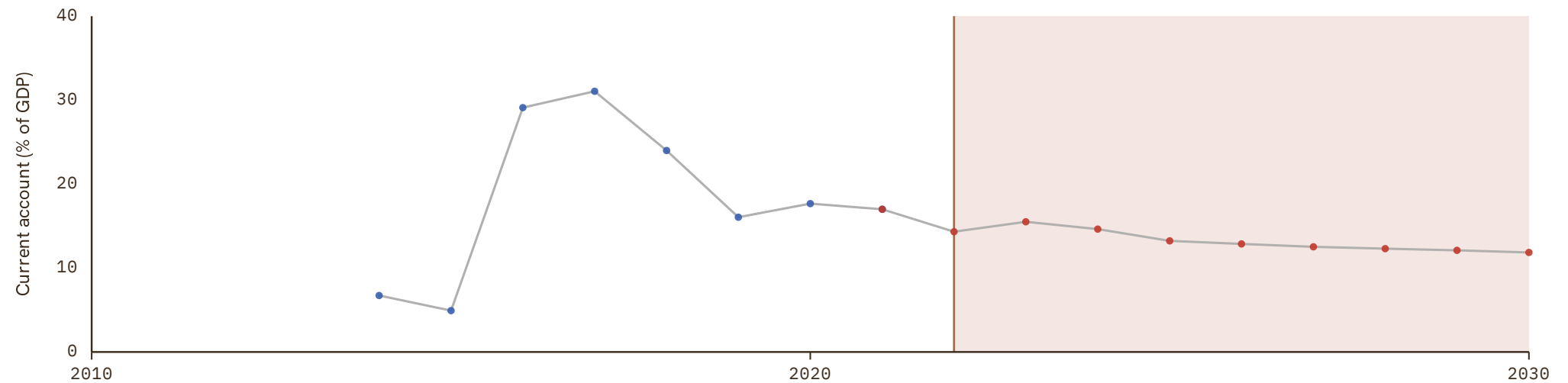
UNIT
in %

1 Source composition

SOURCE	CODE	TIME SPAN	NOTES
International Monetary Fund (2025)	IMF WEO	2014 - 2021	Baseline source, overlaps with anchor year 2018.
International Monetary Fund (2025) (forecasts)	IMF WEO forecast	2022 - 2030	Replacing using overlapping data in 2031.

2 Harmonised series

GMD forecast
 — GMD estimate
 | Source change
 ● IMF WEO
 ● IMF WEO forecast



Macau

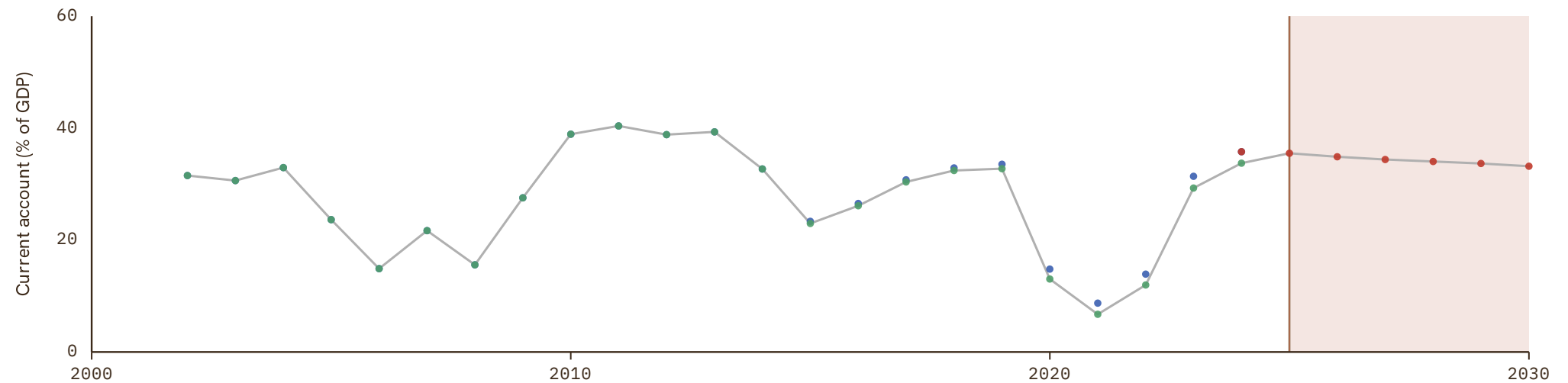
COVERAGE
2002–2030UNIT
in %

1 Source composition

SOURCE	CODE	TIME SPAN	NOTES
World Bank (2024)	WDI	2002 - 2024	Baseline source, overlaps with anchor year 2018.
International Monetary Fund (2025) (forecasts)	IMF WEO forecast	2025 - 2030	Replacing using overlapping data in 2031.

2 Harmonised series

GMD forecast
 — GMD estimate
 | Source change
 ● IMF WEO
 ● IMF WEO forecast
 ● WDI



Marshall Islands

COVERAGE
1997–2030

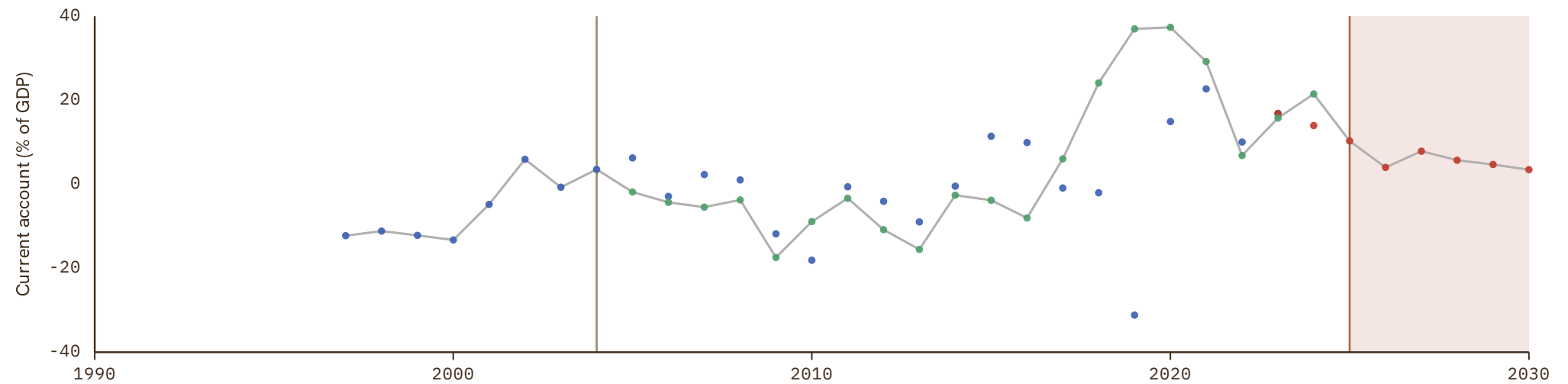
UNIT
in %

1 Source composition

SOURCE	CODE	TIME SPAN	NOTES
International Monetary Fund (2025)	IMF WEO	1997 - 2004	Replacing using overlapping data in 2005.
World Bank (2024)	WDI	2005 - 2024	Baseline source, overlaps with anchor year 2018.
International Monetary Fund (2025) (forecasts)	IMF WEO forecast	2025 - 2030	Replacing using overlapping data in 2031.

2 Harmonised series

■ GMD forecast
 — GMD estimate
 Source change
 ● IMF WEO
 ● IMF WEO forecast
 ● WDI



Micronesia (Federated States of)

COVERAGE
1995–2030

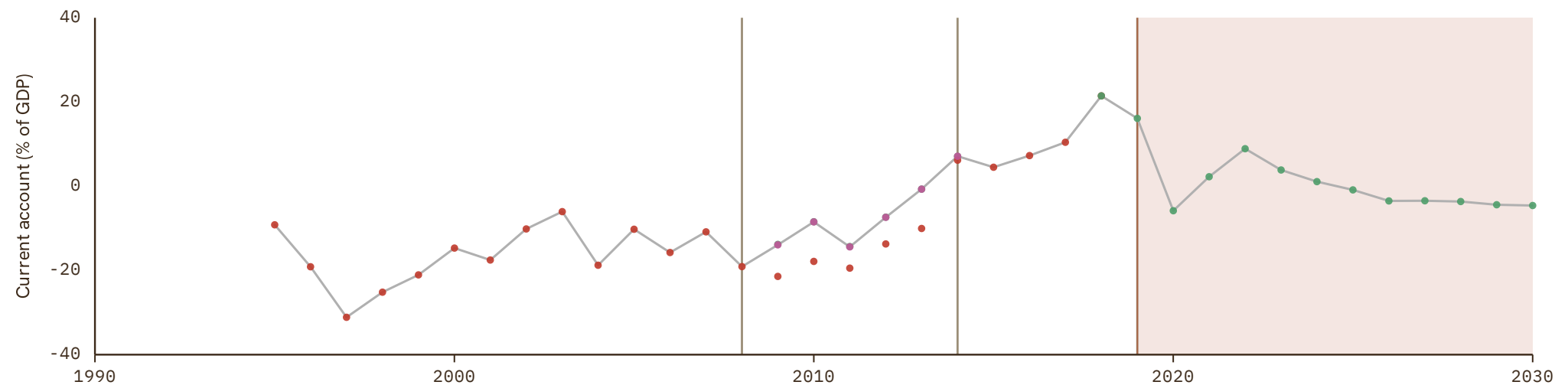
UNIT
in %

1 Source composition

SOURCE	CODE	TIME SPAN	NOTES
International Monetary Fund (2025)	IMF WEO	1995 - 2008	Replacing using overlapping data in 2009.
World Bank (2024)	WDI	2009 - 2014	Replacing using overlapping data in 2015.
International Monetary Fund (2025)	IMF WEO	2015 - 2018	Replacing using overlapping data in 2019.
International Monetary Fund (2025) (forecasts)	IMF WEO forecast	2019 - 2030	Replacing using overlapping data in 2031.

2 Harmonised series

■ GMD forecast
 — GMD estimate
 Source change
 ● IMF IFS
 ● IMF WEO
 ● IMF WEO forecast
 ● WDI



Nauru

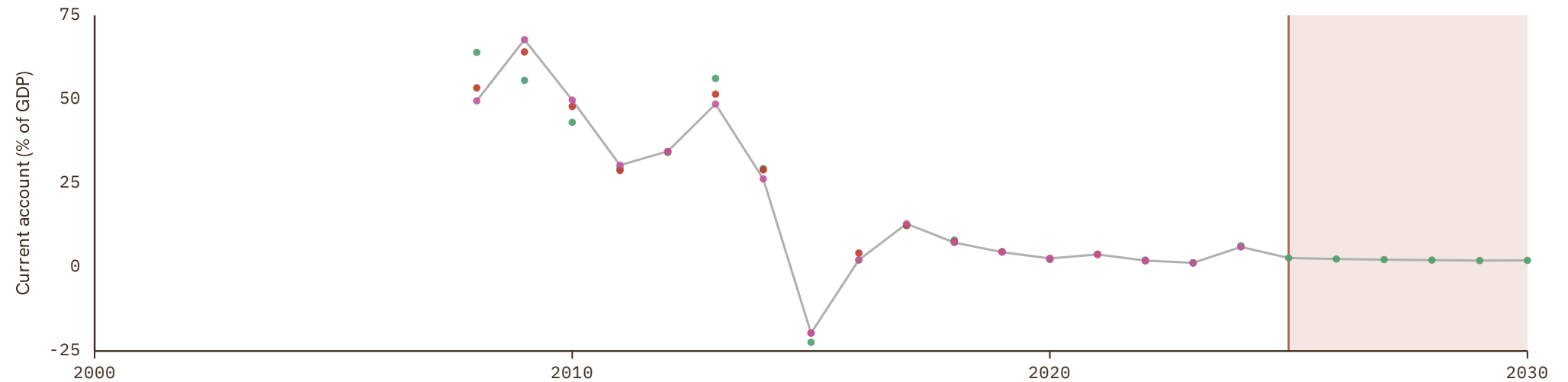
COVERAGE | UNIT
2008-2030 | in %

1 Source composition

SOURCE	CODE	TIME SPAN	NOTES
World Bank (2024)	WDI	2008 - 2024	Baseline source, overlaps with anchor year 2018.
International Monetary Fund (2025) (forecasts)	IMF WEO forecast	2025 - 2030	Replacing using overlapping data in 2031.

2 Harmonised series

GMD forecast
 — GMD estimate
 | Source change
 ● IMF IFS
 ● IMF WEO
 ● IMF WEO forecast
 ● WDI



New Caledonia

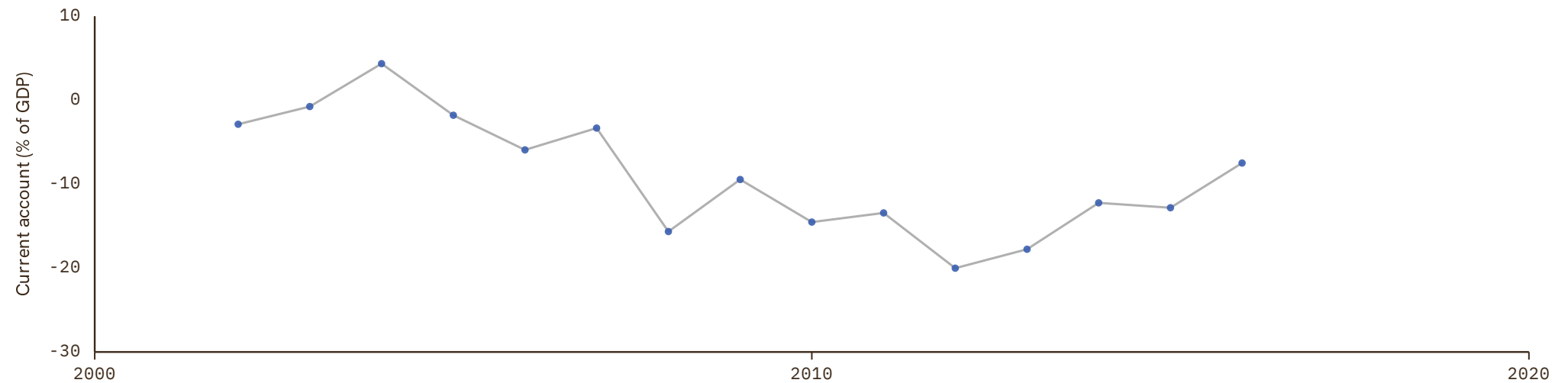
COVERAGE
2002–2016UNIT
in %

1 Source composition

SOURCE	CODE	TIME SPAN	NOTES
World Bank (2024)	WDI	2002 - 2016	Replacing using overlapping data in 2017.

2 Harmonised series

— GMD estimate ● WDI



Palau

COVERAGE
2000–2030

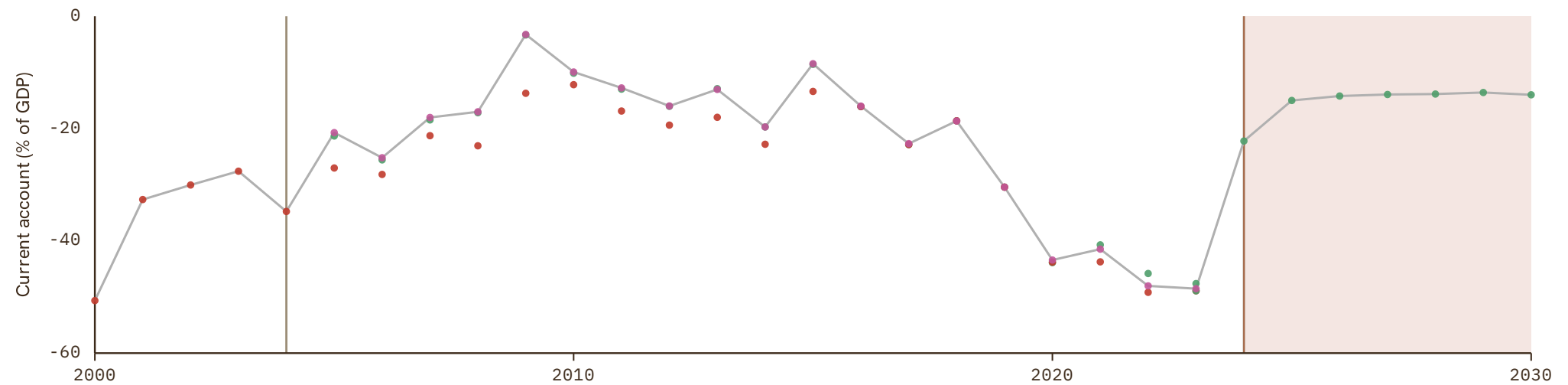
UNIT
in %

1 Source composition

SOURCE	CODE	TIME SPAN	NOTES
International Monetary Fund (2025)	IMF WEO	2000 - 2004	Replacing using overlapping data in 2005.
World Bank (2024)	WDI	2005 - 2023	Baseline source, overlaps with anchor year 2018.
International Monetary Fund (2025) (forecasts)	IMF WEO forecast	2024 - 2030	Replacing using overlapping data in 2031.

2 Harmonised series

■ GMD forecast
 — GMD estimate
 Source change
 ● IMF IFS
 ● IMF WEO
 ● IMF WEO forecast
 ● WDI



Saint Kitts and Nevis

COVERAGE
1980-2030

UNIT
in %

1 Source composition

SOURCE	CODE	TIME SPAN	NOTES
World Bank (2024)	WDI	1980 - 2024	Baseline source, overlaps with anchor year 2018.
International Monetary Fund (2025) (forecasts)	IMF WEO forecast	2025 - 2030	Replacing using overlapping data in 2031.

2 Harmonised series

GMD forecast
 — GMD estimate
 | Source change
 ● IMF IFS
 ● IMF WEO
 ● IMF WEO forecast
 ● WDI
 ● WDI ARC



Saint Lucia

COVERAGE | UNIT
1979-2030 | in %

1 Source composition

SOURCE	CODE	TIME SPAN	NOTES
World Bank (1999)	WDI ARC	1979 - 1979	Replacing using overlapping data in 1980.
World Bank (2024)	WDI	1980 - 2024	Baseline source, overlaps with anchor year 2018.
International Monetary Fund (2025) (forecasts)	IMF WEO forecast	2025 - 2030	Replacing using overlapping data in 2031.

2 Harmonised series

■ GMD forecast
 — GMD estimate
 Source change
 ● IMF IFS
 ● IMF WEO
 ● IMF WEO forecast
 ● WDI
 ● WDI ARC



Saint Vincent and the Grenadines

COVERAGE
1978-2030

UNIT
in %

1 Source composition

SOURCE	CODE	TIME SPAN	NOTES
World Bank (2024)	WDI	1978 - 2024	Baseline source, overlaps with anchor year 2018.
International Monetary Fund (2025) (forecasts)	IMF WEO forecast	2025 - 2030	Replacing using overlapping data in 2031.

2 Harmonised series

GMD forecast
 — GMD estimate
| Source change
● IMF IFS
● IMF WEO
● IMF WEO forecast
● WDI
● WDI ARC



Samoa

COVERAGE
1977-2030

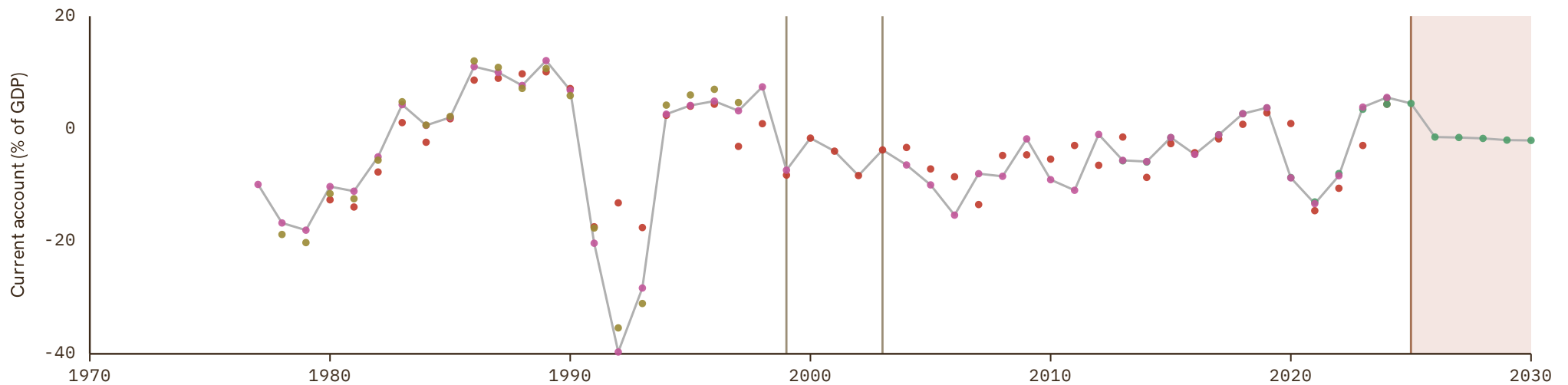
UNIT
in %

1 Source composition

SOURCE	CODE	TIME SPAN	NOTES
World Bank (2024)	WDI	1977 - 1999	Replacing using overlapping data in 2000.
International Monetary Fund (2025)	IMF WEO	2000 - 2003	Replacing using overlapping data in 2004.
World Bank (2024)	WDI	2004 - 2024	Baseline source, overlaps with anchor year 2018.
International Monetary Fund (2025) (forecasts)	IMF WEO forecast	2025 - 2030	Replacing using overlapping data in 2031.

2 Harmonised series

■ GMD forecast
 — GMD estimate
 Source change
 ● IMF IFS
 ● IMF WEO
 ● IMF WEO forecast
 ● WDI
 ● WDI ARC



San Marino

COVERAGE
2017-2030UNIT
in %

1 Source composition

SOURCE	CODE	TIME SPAN	NOTES
World Bank (2024)	WDI	2017 - 2023	Baseline source, overlaps with anchor year 2018.
International Monetary Fund (2025) (forecasts)	IMF WEO forecast	2024 - 2030	Replacing using overlapping data in 2031.

2 Harmonised series

GMD forecast
 — GMD estimate
 | Source change
 ● IMF IFS
 ● IMF WEO
 ● IMF WEO forecast
 ● WDI



Sint Maarten

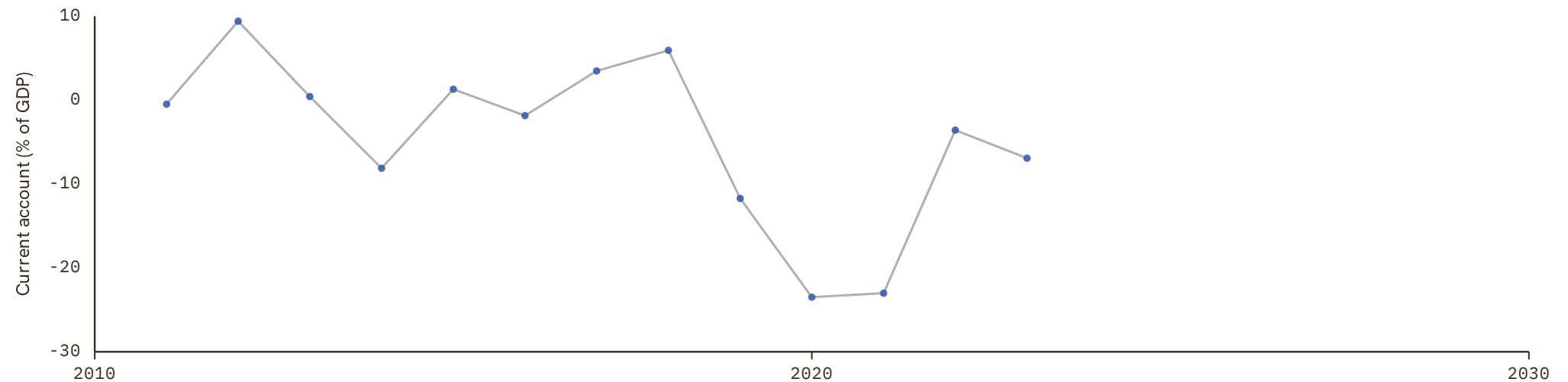
COVERAGE
2011–2023UNIT
in %

1 Source composition

SOURCE	CODE	TIME SPAN	NOTES
World Bank (2024)	WDI	2011 - 2023	Baseline source, overlaps with anchor year 2018.

2 Harmonised series

— GMD estimate ● WDI



Solomon Islands

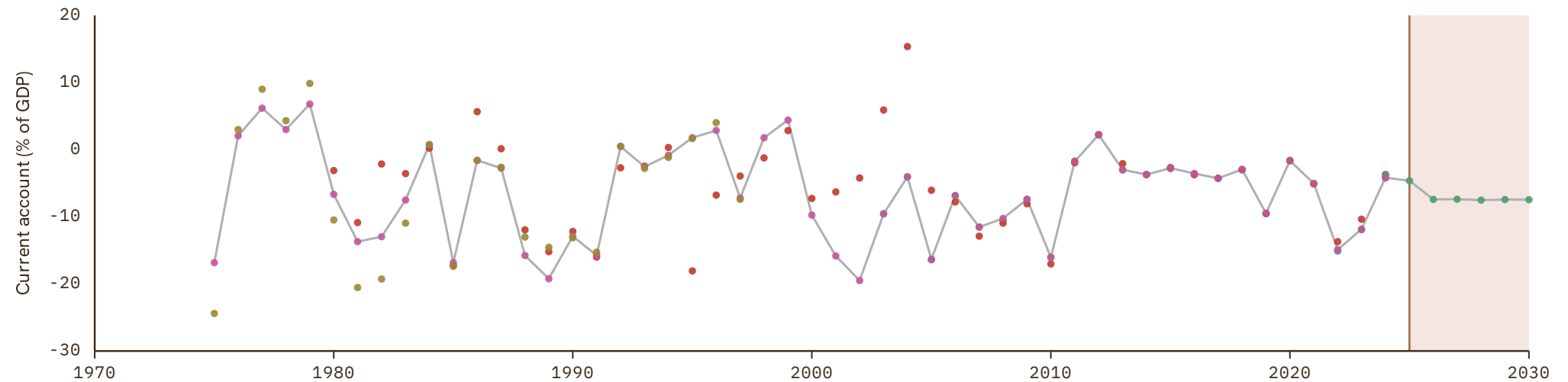
COVERAGE | UNIT
1975–2030 | in %

1 Source composition

SOURCE	CODE	TIME SPAN	NOTES
World Bank (2024)	WDI	1975 - 2024	Baseline source, overlaps with anchor year 2018.
International Monetary Fund (2025) (forecasts)	IMF WEO forecast	2025 - 2030	Replacing using overlapping data in 2031.

2 Harmonised series

█ GMD forecast
 — GMD estimate
 | Source change
 ● IMF IFS
 ● IMF WEO
 ● IMF WEO forecast
 ● WDI
 ● WDI ARC



Tonga

COVERAGE
1975-2030

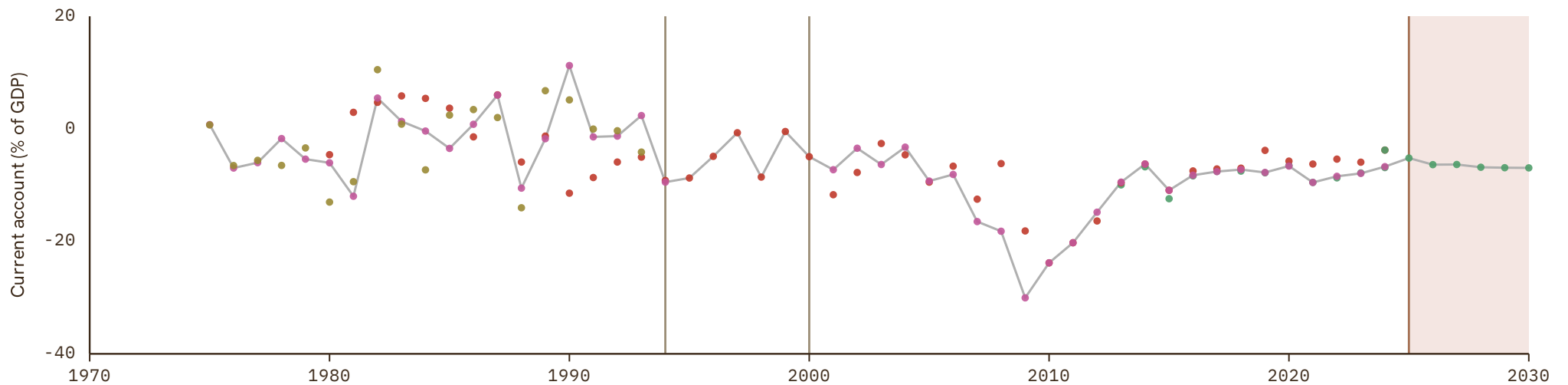
UNIT
in %

1 Source composition

SOURCE	CODE	TIME SPAN	NOTES
World Bank (2024)	WDI	1975 - 1994	Replacing using overlapping data in 1995.
International Monetary Fund (2025)	IMF WEO	1995 - 2000	Replacing using overlapping data in 2001.
World Bank (2024)	WDI	2001 - 2024	Baseline source, overlaps with anchor year 2018.
International Monetary Fund (2025) (forecasts)	IMF WEO forecast	2025 - 2030	Replacing using overlapping data in 2031.

2 Harmonised series

■ GMD forecast
 — GMD estimate
 Source change
 ● IMF IFS
 ● IMF WEO
 ● IMF WEO forecast
 ● WDI
 ● WDI ARC



Turks and Caicos Islands

COVERAGE
2014–2018

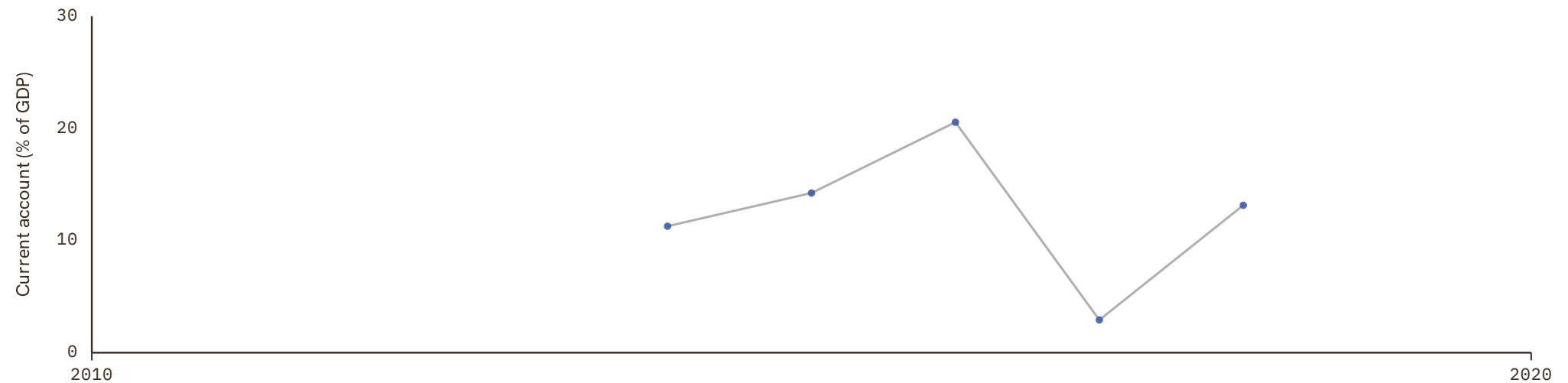
UNIT
in %

1 Source composition

SOURCE	CODE	TIME SPAN	NOTES
World Bank (2024)	WDI	2014 - 2018	Replacing using overlapping data in 2019.

2 Harmonised series

— GMD estimate ● WDI



Tuvalu

COVERAGE
2001-2030

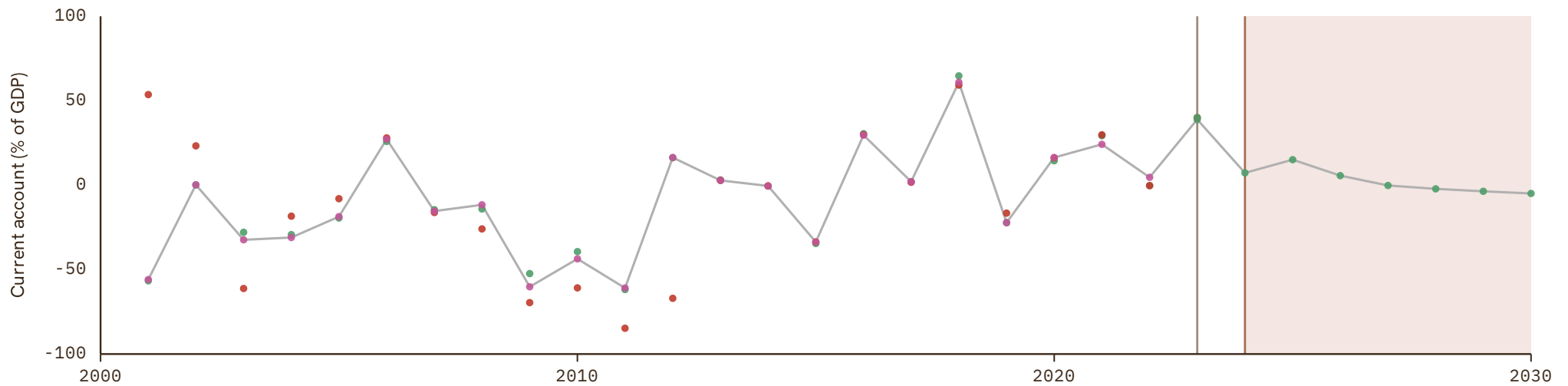
UNIT
in %

1 Source composition

SOURCE	CODE	TIME SPAN	NOTES
World Bank (2024)	WDI	2001 - 2022	Baseline source, overlaps with anchor year 2018.
International Monetary Fund (2025)	IMF IFS	2023 - 2023	Replacing using overlapping data in 2024.
International Monetary Fund (2025) (forecasts)	IMF WEO forecast	2024 - 2030	Replacing using overlapping data in 2031.

2 Harmonised series

■ GMD forecast
 — GMD estimate
 | Source change
 ● IMF IFS
 ● IMF WEO
 ● IMF WEO forecast
 ● WDI



Vanuatu

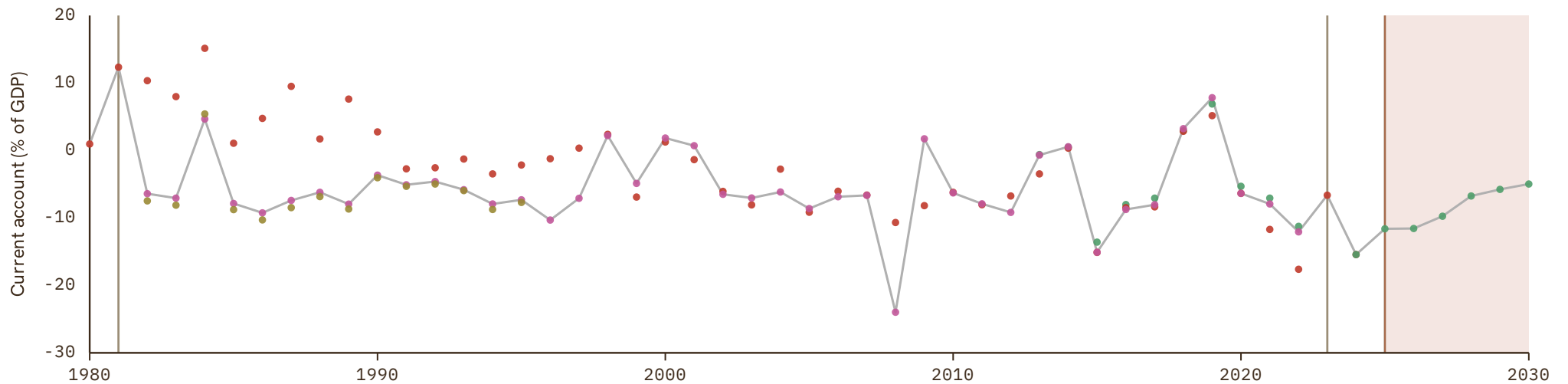
COVERAGE | UNIT
1980-2030 | in %

1 Source composition

SOURCE	CODE	TIME SPAN	NOTES
International Monetary Fund (2025)	IMF WEO	1980 - 1981	Replacing using overlapping data in 1982.
World Bank (2024)	WDI	1982 - 2022	Baseline source, overlaps with anchor year 2018.
International Monetary Fund (2025)	IMF WEO	2023 - 2024	Replacing using overlapping data in 2025.
International Monetary Fund (2025) (forecasts)	IMF WEO forecast	2025 - 2030	Replacing using overlapping data in 2031.

2 Harmonised series

■ GMD forecast
 — GMD estimate
 Source change
 ● IMF IFS
 ● IMF WEO
 ● IMF WEO forecast
 ● WDI
 ● WDI ARC



References

AMF Arab Monetary Fund (2024). Arab Economic Database. <https://www.amf.org.ae/ar>

BCEAO BCEAO (2024). La Base des Données Economiques et Financières. <https://www.bceao.int/fr/content/la-base-des-donnees-economiques-et-financieres>

CS1_GBR Thomas, Ryland and Hills, Sally and Dimsdale, Nicholas (2010). The UK Recession in Context — What Do Three Centuries of Data Tell Us?. <https://ideas.repec.org/a/boe/qbullt/0032.html>

CS1_NZL NZ Inst. Economic Research (2026). Data1850: Long-Run Statistics for New Zealand. <https://nzier.shinyapps.io/data1850/>

CS3_AUS Foster, R. A. (1996). Australian Economic Statistics 1949–50 to 1994–95. Reserve Bank of Australia. <https://www.rba.gov.au/statistics/frequency/occ-paper-8.html>

IMF_IFS International Monetary Fund (2025). IMF Data Portal. .

IMF_WEO International Monetary Fund (2025). World Economic Outlook Database. .

IMF_WEO_forecast International Monetary Fund (2025). World Economic Outlook Database. .

JO Matthew T. Jones and Maurice Obstfeld. (1997). Saving, Investment, and Gold: A Reassessment of Historical Current Account Data. University of California at Berkeley. <https://ideas.repec.org/p/ucb/calbcd/c97-094.html>

JST Jordá, Óscar and Schularick, Moritz and Taylor, Alan M. (2017). Macroeconomic History and the New Business Cycle Facts. <https://ideas.repec.org/a/ucp/macann/doi10.1086-690241.html>

Mitchell Brian Mitchell (2013). International Historical Statistics. Palgrave Macmillan London. <https://doi.org/10.1057/978-1-137-30568-8>

OECD_EO OECD (2024). OECD Economic Outlook Data. <https://www.oecd.org/en/topics/sub-issues/economic-outlook.html>

OECD_KEYI OECD (2024). OECD Key Economic Indicators Data. https://www.oecd-ilibrary.org/economics/data/main-economic-indicators/key-short-term-indicators_data-00039-en

SECMCA Consejo Monetario Centroamericano (2026). SECMCA Public API and Estadísticas Macroeconómicas Históricas 1960–2017. https://secmca-api.secmca.org/simafir_api/ws/swagger-ui/index.html

WDI World Bank (2024). World Development Indicators. <https://data.worldbank.org/indicator>

WDI_ARC World Bank (1999). World Development Indicators (Archives). <https://databank.worldbank.org/source/wdi-database-archives>