

# Money Supply (M0)

*millions of LC*

---

RELEASE

2026\_07

COVERAGE

1619 - 2026

## MO

---

Afghanistan	10
Albania	11
Algeria	12
Angola	13
Argentina	14
Armenia	15
Australia	16
Austria	17
Azerbaijan	18
Bahamas	19
Bahrain	20
Bangladesh	21
Barbados	22
Belarus	23
Belgium	24
Belize	25
Benin	26
Bhutan	27
Bolivia	28
Bosnia and Herzegovina	29
Brazil	30
Brunei	31
Bulgaria	32
Burkina Faso	33

## MO

---

Burundi	34
Cambodia	35
Cameroon	36
Canada	37
Cape Verde	38
Central African Republic	39
Chad	40
Chile	41
China	42
Colombia	43
Costa Rica	44
Cuba	45
Cyprus	46
Czechoslovakia	47
Democratic Republic of the Congo	48
Denmark	49
Djibouti	50
Dominica	51
Dominican Republic	52
Ecuador	53
Egypt	54
El Salvador	55
Equatorial Guinea	56
Estonia	57

## MO

---

Ethiopia	58
Fiji	59
Finland	60
France	61
Gabon	62
Gambia	63
Georgia	64
German Democratic Republic	65
Germany	66
Ghana	67
Greece	68
Grenada	69
Guatemala	70
Guinea	71
Guinea-Bissau	72
Guyana	73
Haiti	74
Honduras	75
Hong Kong	76
Hungary	77
Iceland	78
India	79
Indonesia	80
Iran	81

## MO

---

Iraq	82
Ireland	83
Israel	84
Italy	85
Ivory Coast	86
Jamaica	87
Japan	88
Jordan	89
Kazakhstan	90
Kenya	91
Kuwait	92
Kyrgyzstan	93
Laos	94
Latvia	95
Lebanon	96
Libya	97
Lithuania	98
Madagascar	99
Malawi	100
Malaysia	101
Maldives	102
Mali	103
Mauritania	104
Mauritius	105

## MO

---

Mexico	106
Moldova	107
Mongolia	108
Montenegro	109
Morocco	110
Mozambique	111
Myanmar	112
Nepal	113
Netherlands	114
New Zealand	115
Nicaragua	116
Niger	117
Nigeria	118
Norway	119
Pakistan	120
Palestine	121
Papua New Guinea	122
Paraguay	123
Peru	124
Philippines	125
Poland	126
Portugal	127
Qatar	128
Republic of the Congo	129

## MO

---

Romania	130
Russian Federation	131
Rwanda	132
Sao Tome and Principe	133
Saudi Arabia	134
Senegal	135
Serbia	136
Sierra Leone	137
Singapore	138
Somalia	139
South Africa	140
South Korea	141
South Sudan	142
Spain	143
Sri Lanka	144
Sudan	145
Suriname	146
Sweden	147
Switzerland	148
Syria	149
Taiwan	150
Tajikistan	151
Tanzania	152
Thailand	153

## MO

---

Timor-Leste	154
Togo	155
Trinidad and Tobago	156
Tunisia	157
Turkey	158
Turkmenistan	159
Uganda	160
Ukraine	161
United Arab Emirates	162
United Kingdom	163
United States	164
Uruguay	165
Uzbekistan	166
Venezuela	167
Vietnam	168
Yemen	169
Yugoslavia	170
Zambia	171
Zimbabwe	172
Antigua and Barbuda	173
Comoros	174
Cook Islands	175
Macau	176
Saint Kitts and Nevis	177

## MO

---

Saint Lucia	178
Saint Vincent and the Grenadines	179
Samoa	180
San Marino	181
Solomon Islands	182
Tonga	183
Vanuatu	184
References	185

# Afghanistan

COVERAGE  
1958–2019

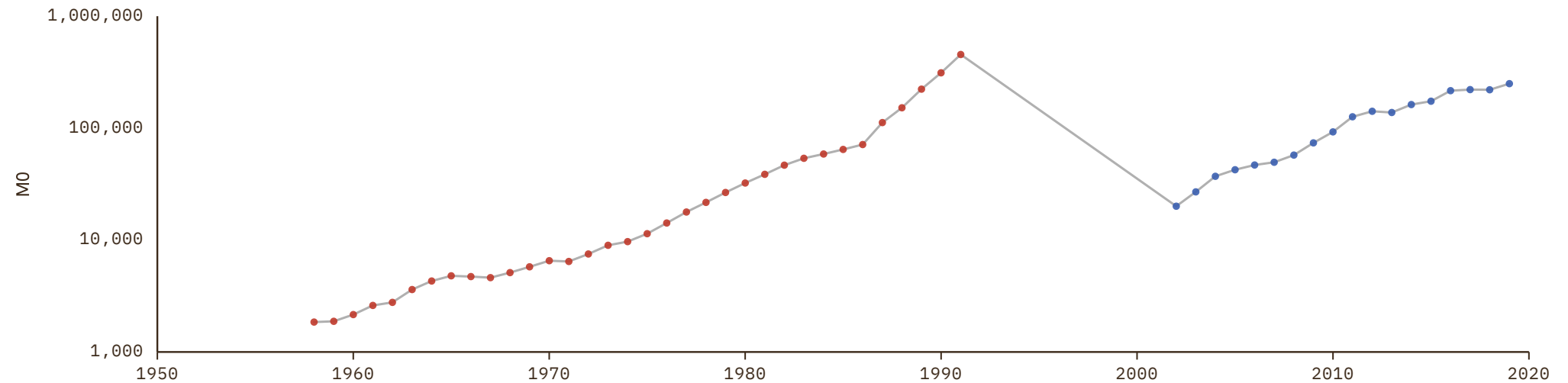
UNIT  
millions of LC

## 1 Source composition

SOURCE	CODE	TIME SPAN	NOTES
<a href="#">Brian Mitchell (2013)</a>	Mitchell	1958 - 2001	Ratio-spliced using overlapping data in 2002: (ratio = 100%).
<a href="#">Asian Development Bank (2024)</a>	ADB	2002 - 2019	Ratio-spliced using overlapping data in 2020: (ratio = 100%).

## 2 Harmonised series

— GMD estimate   ● ADB   ● Mitchell



# Albania

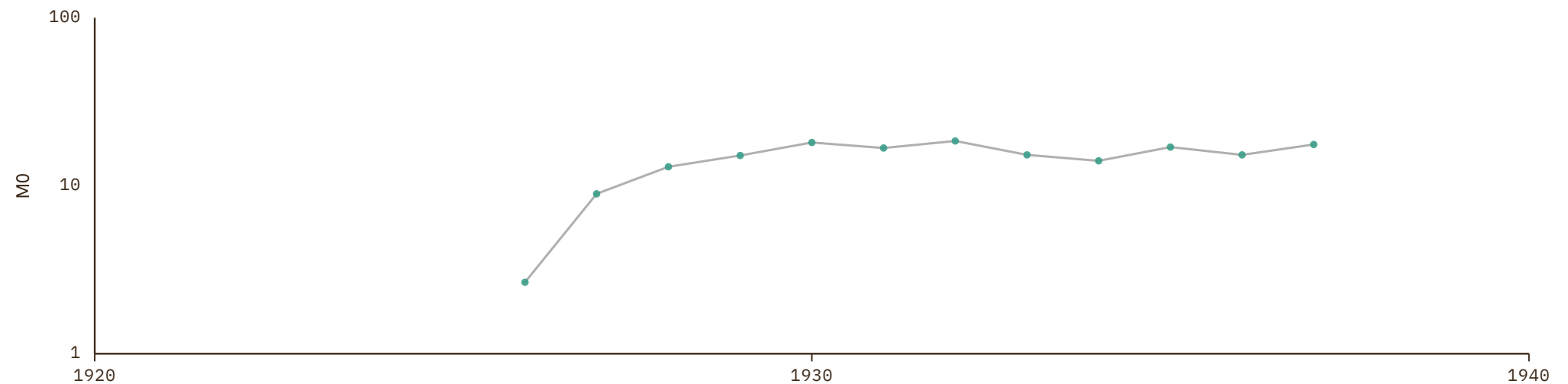
COVERAGE  
1926–1937UNIT  
millions of LC

## 1 Source composition

SOURCE	CODE	TIME SPAN	NOTES
National Bank of Serbia (2024)	NBS	1926 - 1937	Ratio-spliced using overlapping data in 1938: (ratio = 100%).

## 2 Harmonised series

— GMD estimate ● NBS



# Algeria

COVERAGE  
1924–2024

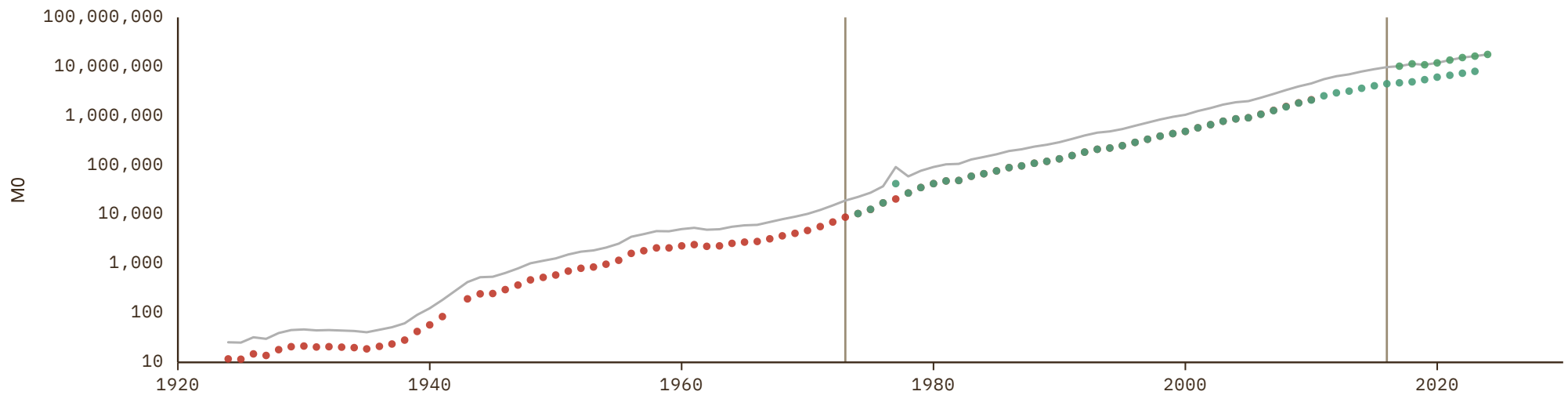
UNIT  
millions of LC

## 1 Source composition

SOURCE	CODE	TIME SPAN	NOTES
<a href="#">Brian Mitchell (2013)</a>	Mitchell	1924 - 1973	Ratio-spliced using overlapping data in 1974: (ratio = 217.7%).
<a href="#">Bank of Algeria (2023)</a>	CS1 DZA	1974 - 2016	Ratio-spliced using overlapping data in 2017: (ratio = 217.6%).
<a href="#">International Monetary Fund (2025)</a>	IMF IFS	2017 - 2024	Baseline source, overlaps with anchor year 2023.

## 2 Harmonised series

— GMD estimate | Source change ● IMF IFS ● Mitchell ● CS1



# Angola

COVERAGE  
1932–2025

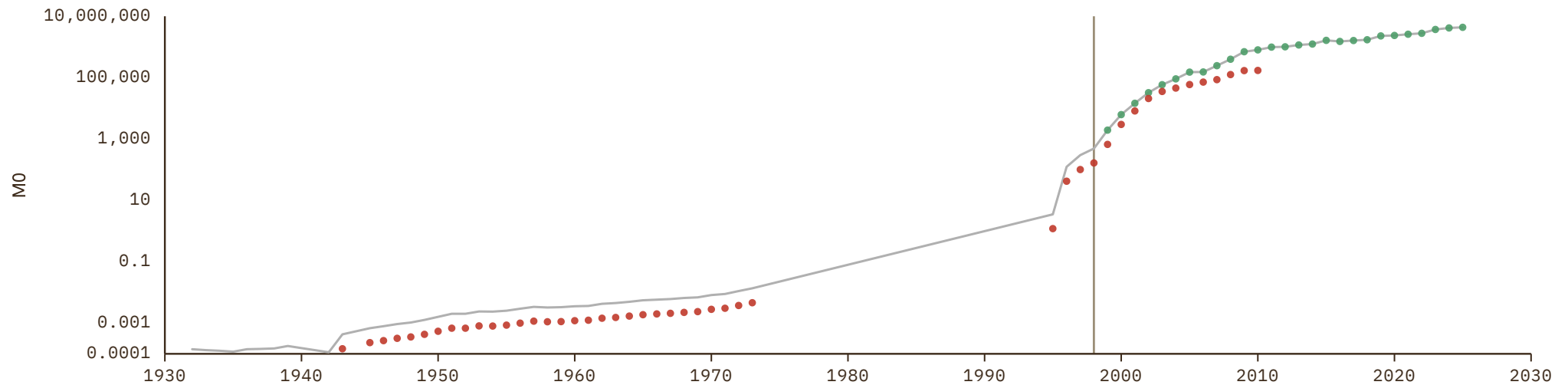
UNIT  
millions of LC

## 1 Source composition

SOURCE	CODE	TIME SPAN	NOTES
<a href="#">Brian Mitchell (2013)</a>	Mitchell	1932 - 1998	Ratio-spliced using overlapping data in 1999: (ratio = 294%).
<a href="#">International Monetary Fund (2025)</a>	IMF IFS	1999 - 2025	Baseline source, overlaps with anchor year 2023.

## 2 Harmonised series

— GMD estimate | Source change ● IMF IFS ● Mitchell



# Argentina

COVERAGE

1863–2025

UNIT

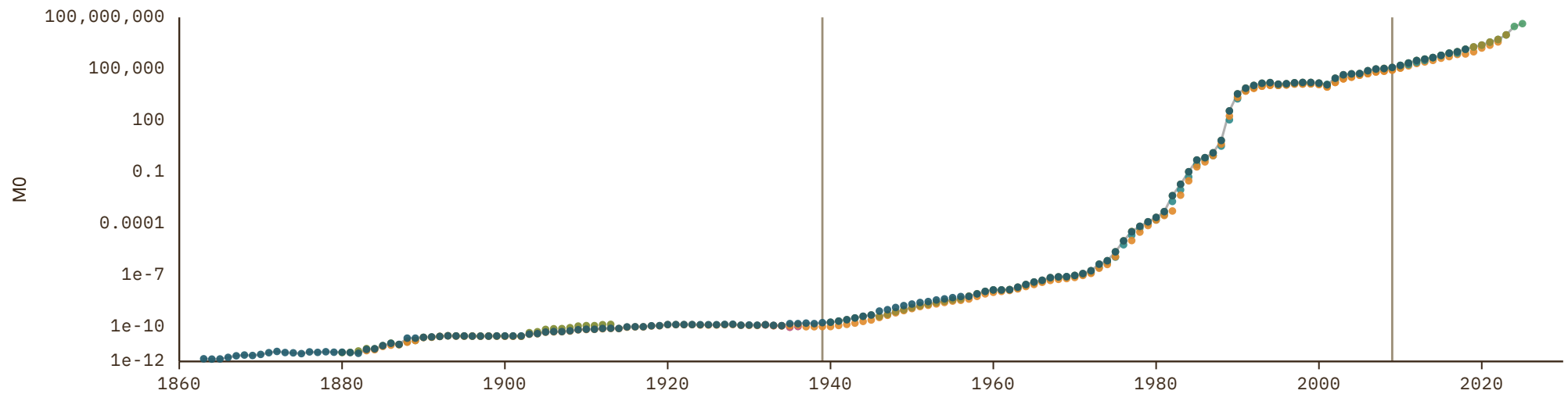
millions of LC

## 1 Source composition

SOURCE	CODE	TIME SPAN	NOTES
<a href="#">Ferrerres et al. (2005)</a>	CS3 ARG	1863 - 1939	Ratio-spliced using overlapping data in 1940: (ratio = 99.1%).
<a href="#">Ministerio de Economía (2024)</a>	CS2 ARG	1940 - 2009	Ratio-spliced using overlapping data in 2010: (ratio = 100%).
<a href="#">International Monetary Fund (2025)</a>	IMF IFS	2010 - 2025	Baseline source, overlaps with anchor year 2023.

## 2 Harmonised series

— GMD estimate | Source change ● ECLAC ● FZ ● IHD ● IHD 2 ● IMF IFS ● MAFHOLA ● Mitchell ● CS2 ● CS3



# Armenia

COVERAGE  
2000–2024

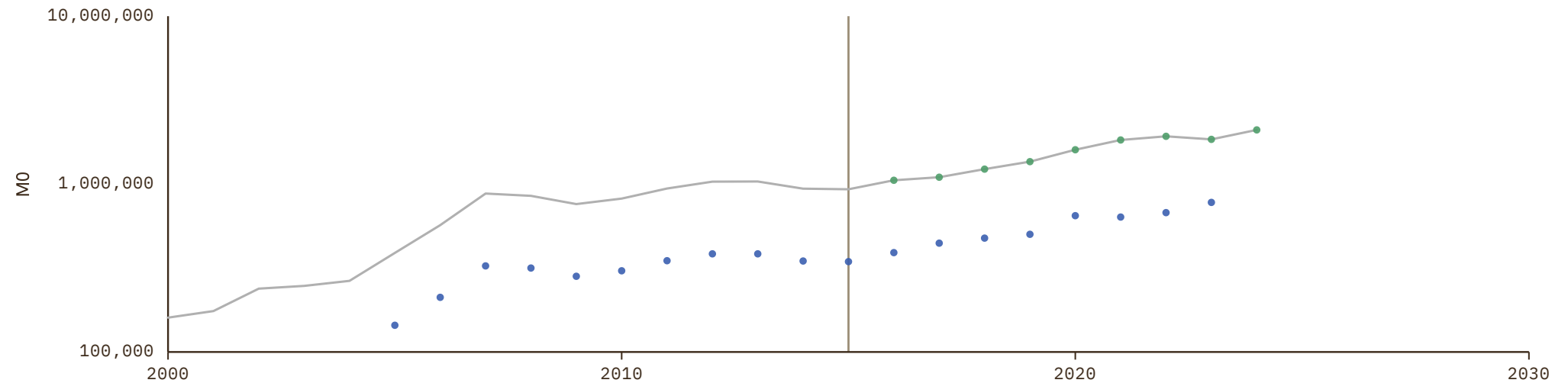
UNIT  
millions of LC

## 1 Source composition

SOURCE	CODE	TIME SPAN	NOTES
<a href="#">Asian Development Bank (2024)</a>	ADB	2000 - 2015	Ratio-spliced using overlapping data in 2016: (ratio = 269.3%).
<a href="#">International Monetary Fund (2025)</a>	IMF IFS	2016 - 2024	Baseline source, overlaps with anchor year 2023.

## 2 Harmonised series

— GMD estimate | Source change ● ADB ● IMF IFS



# Australia

COVERAGE  
1841–2024

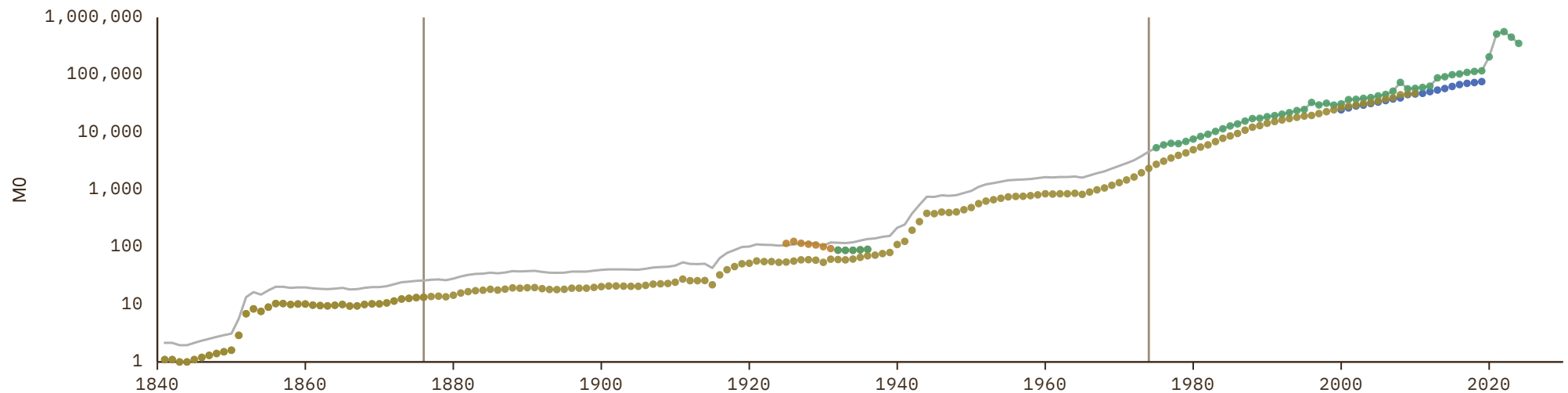
UNIT  
millions of LC

## 1 Source composition

SOURCE	CODE	TIME SPAN	NOTES
Vamplew (1987)	CS2 AUS	1841 - 1876	Ratio-spliced using overlapping data in 1877: (ratio = 195.4%).
Brian Mitchell (2013)	Mitchell	1877 - 1974	Ratio-spliced using overlapping data in 1975: (ratio = 195.4%).
International Monetary Fund (2025)	IMF IFS	1975 - 2024	Baseline source, overlaps with anchor year 2023.

## 2 Harmonised series

— GMD estimate | Source change ● ADB ● IHD ● IHD 2 ● IMF IFS ● Mitchell ● CS2



# Austria

COVERAGE  
1818–2010

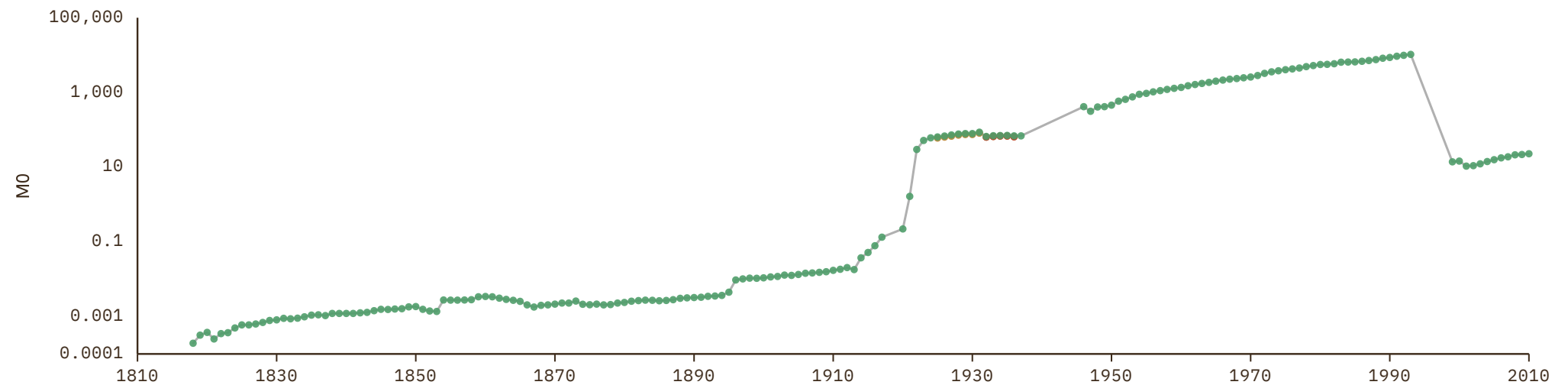
UNIT  
millions of LC

## 1 Source composition

SOURCE	CODE	TIME SPAN	NOTES
<a href="#">Brian Mitchell (2013)</a>	Mitchell	1818 - 2010	Ratio-spliced using overlapping data in 2011: (ratio = 100%).

## 2 Harmonised series

— GMD estimate   ● IHD   ● IHD 2   ● Mitchell



# Azerbaijan

COVERAGE  
2000–2025

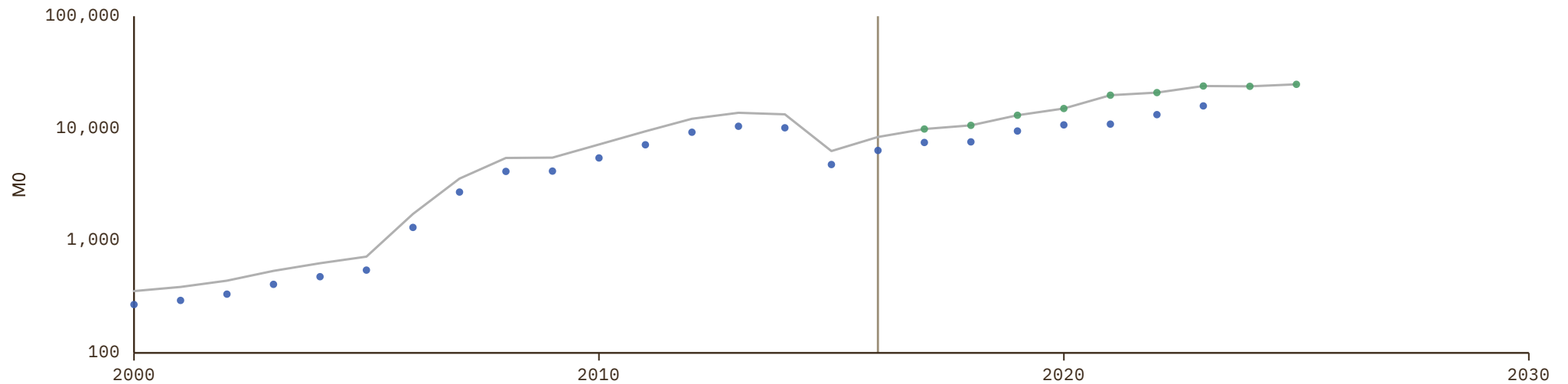
UNIT  
millions of LC

## 1 Source composition

SOURCE	CODE	TIME SPAN	NOTES
<a href="#">Asian Development Bank (2024)</a>	ADB	2000 - 2016	Ratio-spliced using overlapping data in 2017: (ratio = 131.8%).
<a href="#">International Monetary Fund (2025)</a>	IMF IFS	2017 - 2025	Baseline source, overlaps with anchor year 2023.

## 2 Harmonised series

— GMD estimate | Source change ● ADB ● IMF IFS



# Bahamas

COVERAGE  
1992–2022

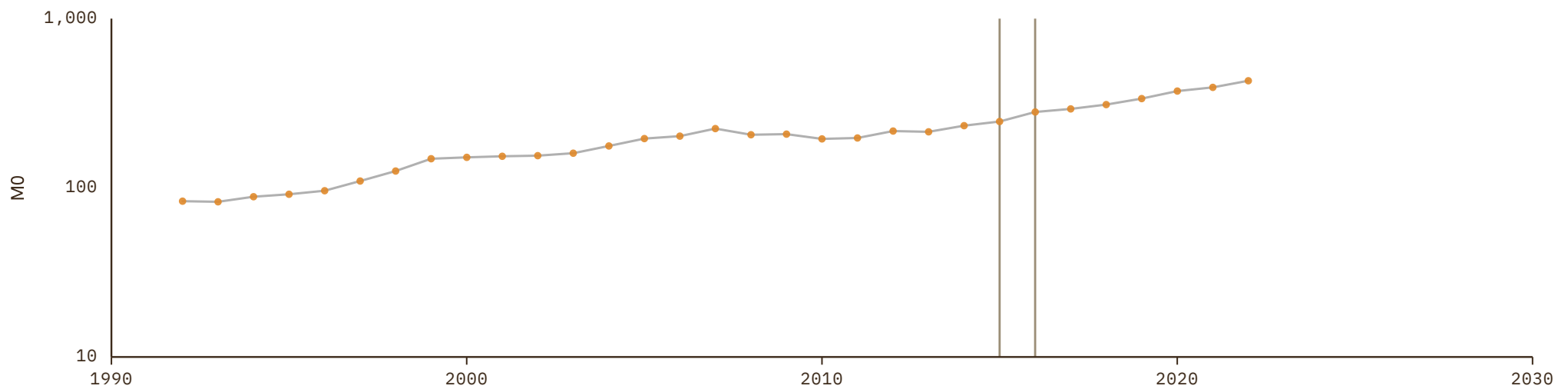
UNIT  
millions of LC

## 1 Source composition

SOURCE	CODE	TIME SPAN	NOTES
United Nations (2024)	ECLAC	1992 - 2015	Ratio-spliced using overlapping data in 2016: (ratio = 100%).
International Monetary Fund (2025)	IMF IFS	2016 - 2016	Ratio-spliced using overlapping data in 2017: (ratio = 21.7%).
United Nations (2024)	ECLAC	2017 - 2022	Ratio-spliced using overlapping data in 2023: (ratio = 100%).

## 2 Harmonised series

— GMD estimate | Source change ● ECLAC ● IMF IFS



# Bahrain

COVERAGE  
1965–2010

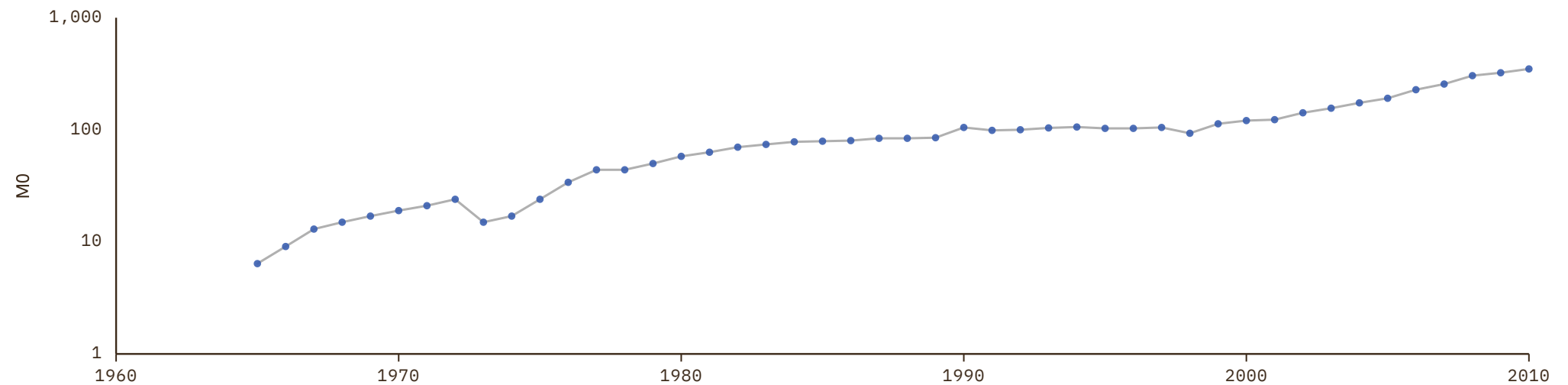
UNIT  
millions of LC

## 1 Source composition

SOURCE	CODE	TIME SPAN	NOTES
<a href="#">Brian Mitchell (2013)</a>	Mitchell	1965 - 2010	Ratio-spliced using overlapping data in 2011: (ratio = 100%).

## 2 Harmonised series

— GMD estimate ● Mitchell



# Bangladesh

COVERAGE  
1971–2025

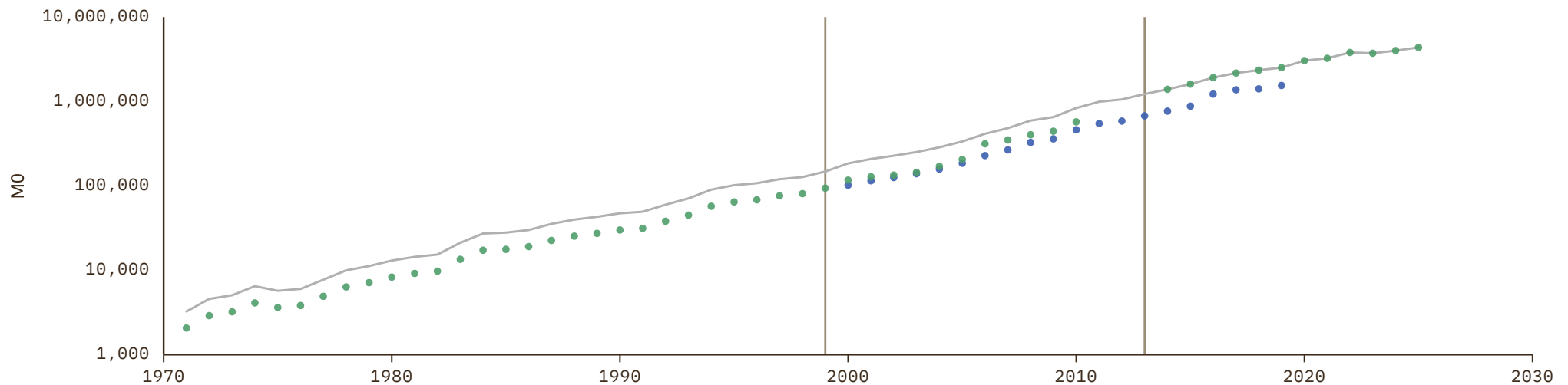
UNIT  
millions of LC

## 1 Source composition

SOURCE	CODE	TIME SPAN	NOTES
<a href="#">Brian Mitchell (2013)</a>	Mitchell	1971 - 1999	Ratio-spliced using overlapping data in 2000: (ratio = 157.5%).
<a href="#">Asian Development Bank (2024)</a>	ADB	2000 - 2013	Ratio-spliced using overlapping data in 2014: (ratio = 180.9%).
<a href="#">International Monetary Fund (2025)</a>	IMF IFS	2014 - 2025	Baseline source, overlaps with anchor year 2023.

## 2 Harmonised series

— GMD estimate | Source change ● ADB ● IMF IFS ● Mitchell



# Barbados

COVERAGE  
2012–2022

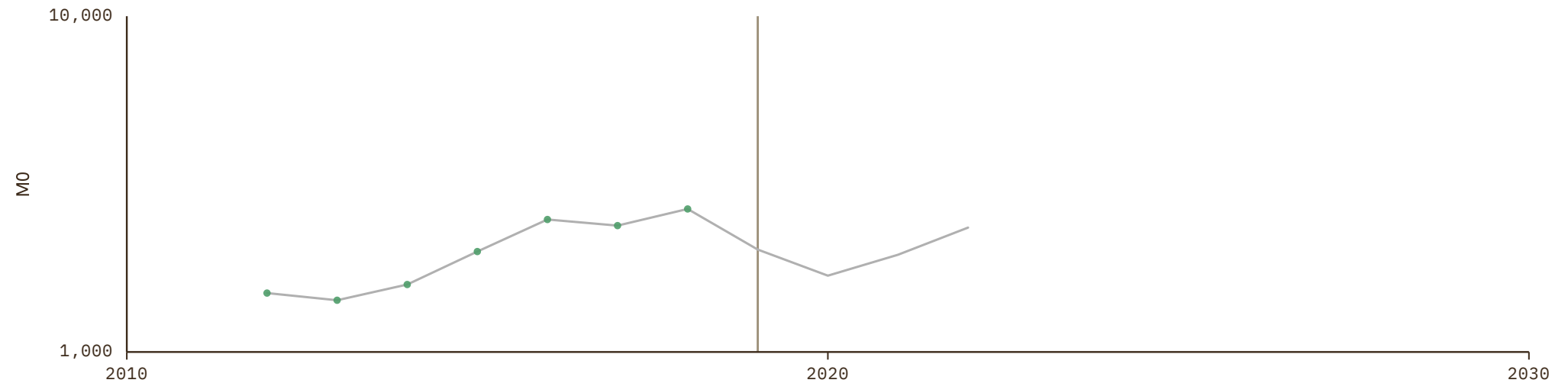
UNIT  
millions of LC

## 1 Source composition

SOURCE	CODE	TIME SPAN	NOTES
<a href="#">International Monetary Fund (2025)</a>	IMF IFS	2012 - 2018	Ratio-spliced using overlapping data in 2019: (ratio = 100%).
<a href="#">United Nations (2024)</a>	ECLAC	2019 - 2022	Ratio-spliced using overlapping data in 2023: (ratio = 694.4%).

## 2 Harmonised series

— GMD estimate | Source change ● ECLAC ● IMF IFS



# Belarus

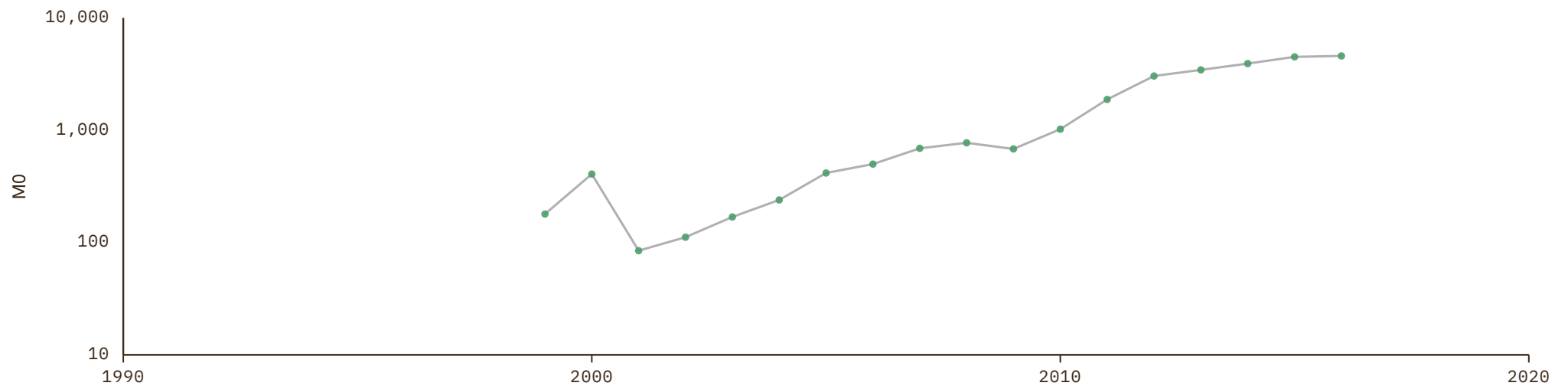
COVERAGE  
1999–2016UNIT  
millions of LC

## 1 Source composition

SOURCE	CODE	TIME SPAN	NOTES
<a href="#">International Monetary Fund (2025)</a>	IMF IFS	1999 - 2016	Ratio-spliced using overlapping data in 2017: (ratio = 100%).

## 2 Harmonised series

— GMD estimate ● IMF IFS



# Belgium

COVERAGE  
1851–2010

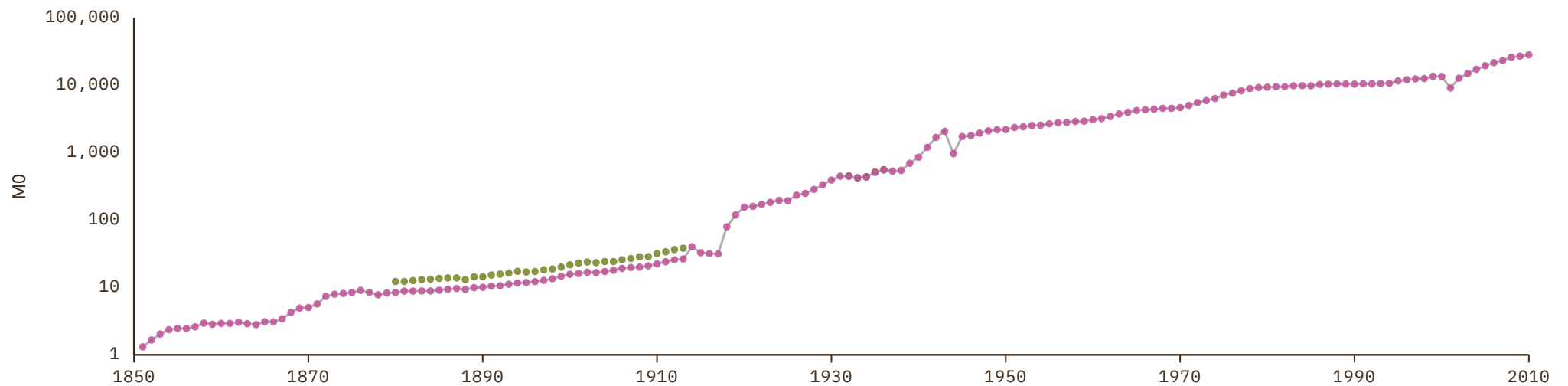
UNIT  
millions of LC

## 1 Source composition

SOURCE	CODE	TIME SPAN	NOTES
Brian Mitchell (2013)	Mitchell	1851 - 2010	Ratio-spliced using overlapping data in 2011: (ratio = 100%).

## 2 Harmonised series

— GMD estimate   ● FZ   ● IHD   ● IHD 2   ● Mitchell



# Belize

COVERAGE  
1990–2025

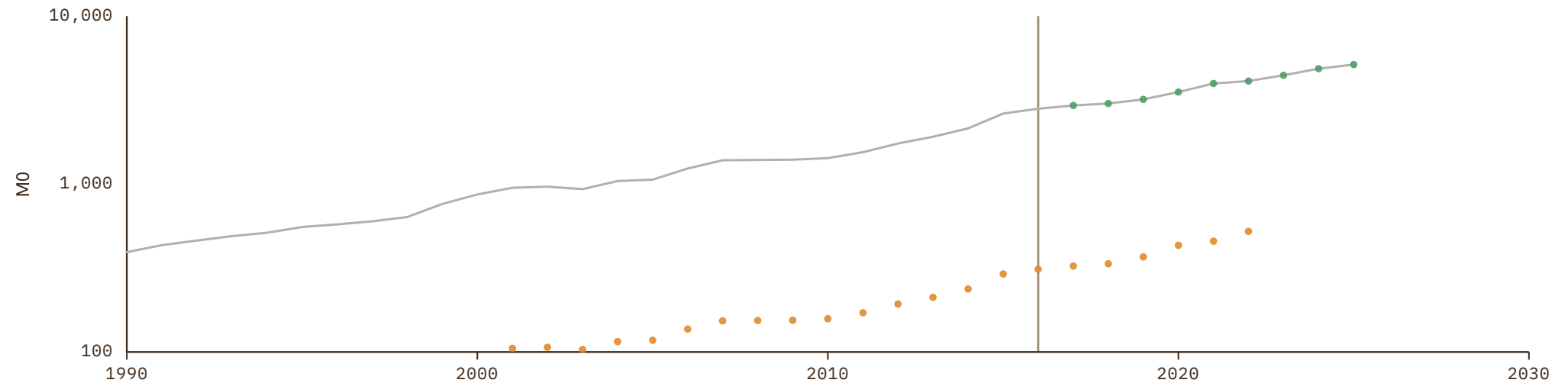
UNIT  
millions of LC

## 1 Source composition

SOURCE	CODE	TIME SPAN	NOTES
United Nations (2024)	ECLAC	1990 - 2016	Ratio-spliced using overlapping data in 2017: (ratio = 903.9%).
International Monetary Fund (2025)	IMF IFS	2017 - 2025	Baseline source, overlaps with anchor year 2023.

## 2 Harmonised series

— GMD estimate | Source change ● ECLAC ● IMF IFS



# Benin

COVERAGE  
1962–2025

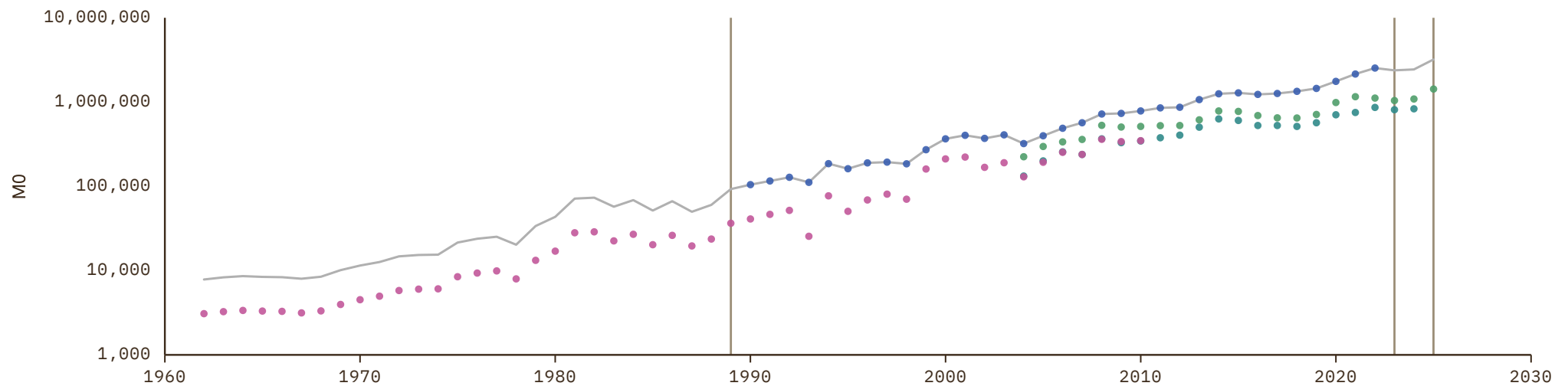
UNIT  
millions of LC

## 1 Source composition

SOURCE	CODE	TIME SPAN	NOTES
<a href="#">Brian Mitchell (2013)</a>	Mitchell	1962 - 1989	Ratio-spliced using overlapping data in 1990: (ratio = 254.7%).
<a href="#">African Union (2024)</a>	AFRISTAT	1990 - 2022	Ratio-spliced using overlapping data in 2023: (ratio = 100%).
<a href="#">BCEAO (2024)</a>	BCEAO	2023 - 2024	Baseline source, overlaps with anchor year 2023.
<a href="#">International Monetary Fund (2025)</a>	IMF IFS	2025 - 2025	Ratio-spliced using overlapping data in 2026: (ratio = 224.3%).

## 2 Harmonised series

— GMD estimate | Source change ● AFRISTAT ● BCEAO ● IMF IFS ● Mitchell



# Bhutan

COVERAGE  
2000–2024

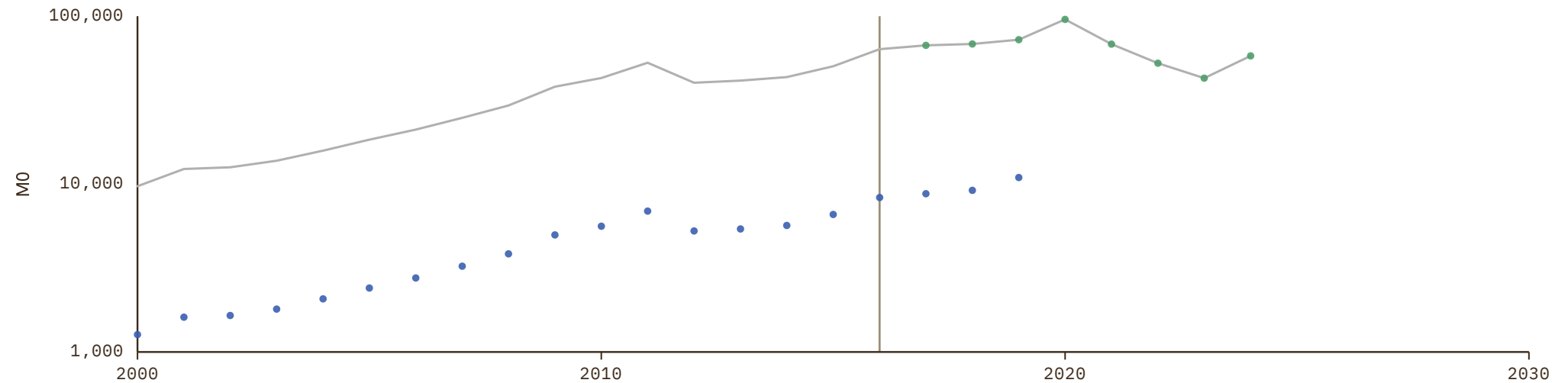
UNIT  
millions of LC

## 1 Source composition

SOURCE	CODE	TIME SPAN	NOTES
<a href="#">Asian Development Bank (2024)</a>	ADB	2000 - 2016	Ratio-spliced using overlapping data in 2017: (ratio = 764.2%).
<a href="#">International Monetary Fund (2025)</a>	IMF IFS	2017 - 2024	Baseline source, overlaps with anchor year 2023.

## 2 Harmonised series

— GMD estimate | Source change ● ADB ● IMF IFS



# Bolivia

COVERAGE

1869–2025

UNIT

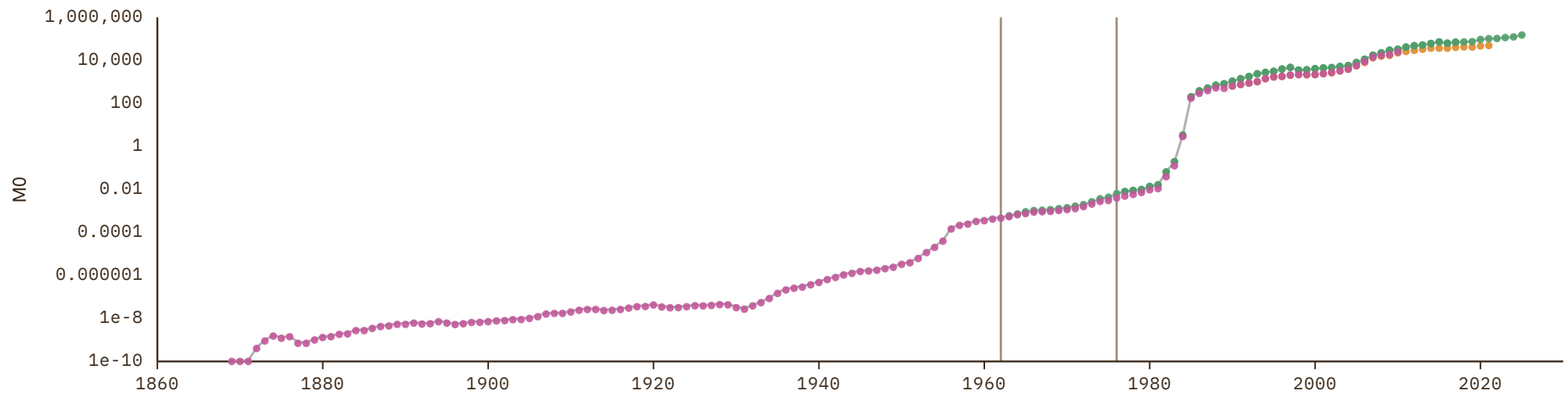
millions of LC

## 1 Source composition

SOURCE	CODE	TIME SPAN	NOTES
<a href="#">Brian Mitchell (2013)</a>	Mitchell	1869 - 1962	Ratio-spliced using overlapping data in 1963: (ratio = 110.1%).
<a href="#">Timothy J. Kehoe et al. (2022)</a>	MAFHOLA	1963 - 1976	Ratio-spliced using overlapping data in 1977: (ratio = 100%).
<a href="#">International Monetary Fund (2025)</a>	IMF IFS	1977 - 2025	Baseline source, overlaps with anchor year 2023.

## 2 Harmonised series

— GMD estimate | Source change ● ECLAC ● IMF IFS ● MAFHOLA ● Mitchell



# Bosnia and Herzegovina

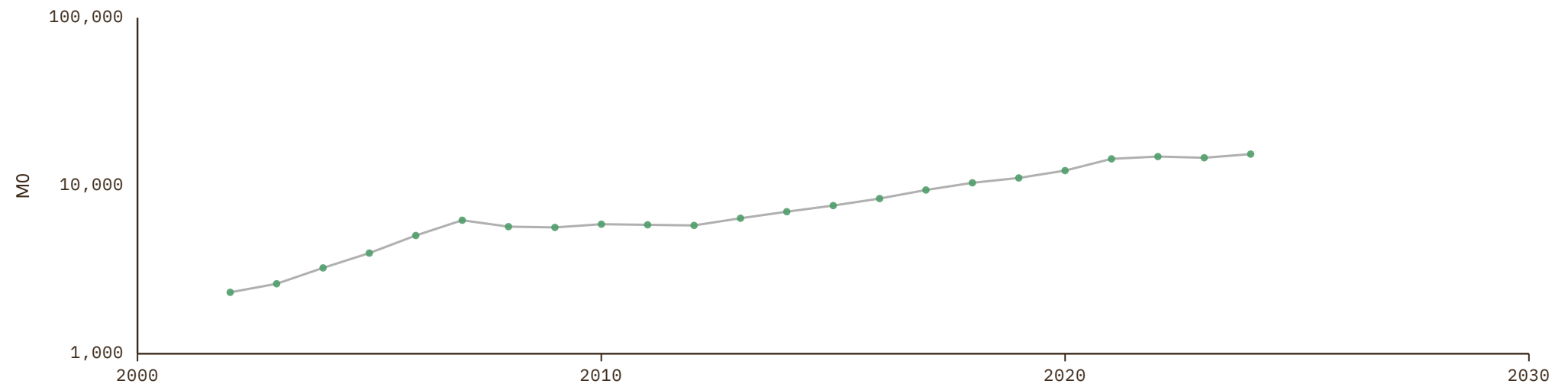
COVERAGE  
2002–2024UNIT  
millions of LC

## 1 Source composition

SOURCE	CODE	TIME SPAN	NOTES
<a href="#">International Monetary Fund (2025)</a>	IMF IFS	2002 - 2024	Baseline source, overlaps with anchor year 2023.

## 2 Harmonised series

— GMD estimate ● IMF IFS



# Brazil

COVERAGE  
1822–2025

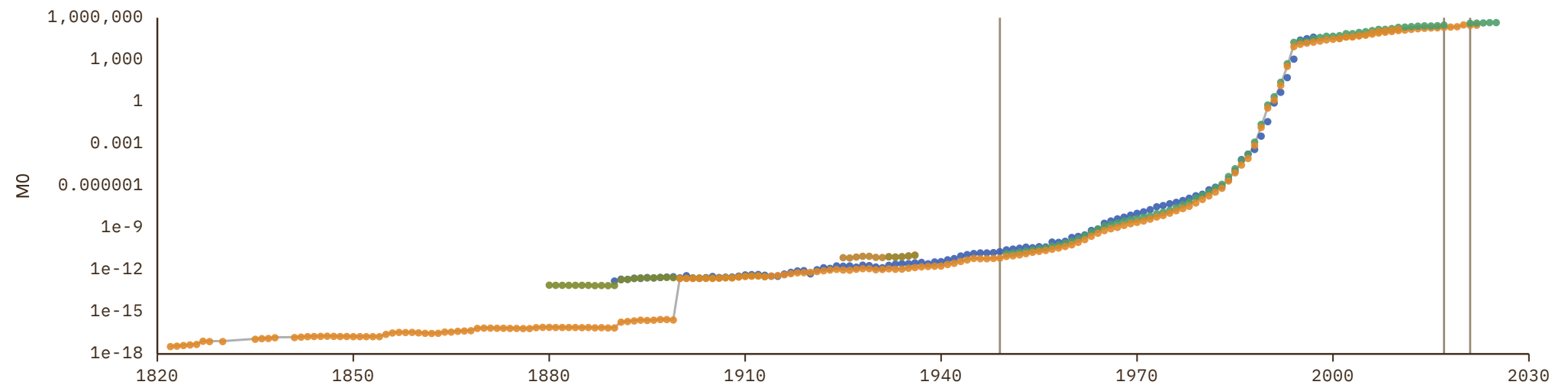
UNIT  
millions of LC

## 1 Source composition

SOURCE	CODE	TIME SPAN	NOTES
<a href="#">Brian Mitchell (2013)</a>	Mitchell	1822 - 1949	Ratio-spliced using overlapping data in 1950: (ratio = 107.6%).
<a href="#">International Monetary Fund (2025)</a>	IMF IFS	1950 - 2017	Ratio-spliced using overlapping data in 2018: (ratio = 68.7%).
<a href="#">United Nations (2024)</a>	ECLAC	2018 - 2020	Ratio-spliced using overlapping data in 2021: (ratio = 100%).
<a href="#">International Monetary Fund (2025)</a>	IMF IFS	2021 - 2025	Baseline source, overlaps with anchor year 2023.

## 2 Harmonised series

— GMD estimate | Source change ● BORDO ● ECLAC ● FZ ● IHD ● IHD 2 ● IMF IFS ● Mitchell



# Brunei

COVERAGE  
2001–2024

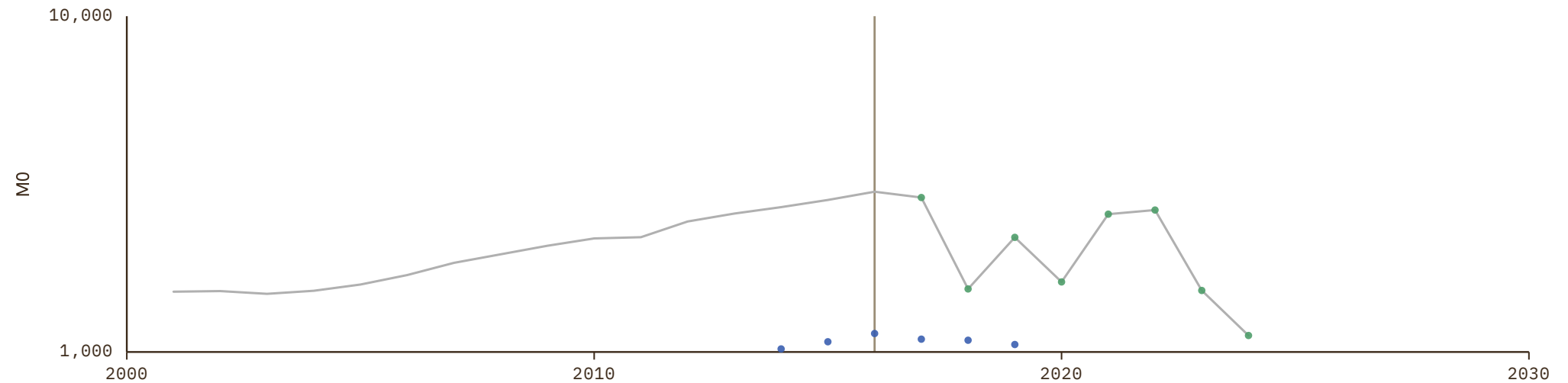
UNIT  
millions of LC

## 1 Source composition

SOURCE	CODE	TIME SPAN	NOTES
Asian Development Bank (2024)	ADB	2001 - 2016	Ratio-spliced using overlapping data in 2017: (ratio = 264.3%).
International Monetary Fund (2025)	IMF IFS	2017 - 2024	Baseline source, overlaps with anchor year 2023.

## 2 Harmonised series

— GMD estimate | Source change ● ADB ● IMF IFS



# Bulgaria

COVERAGE  
1881–1945

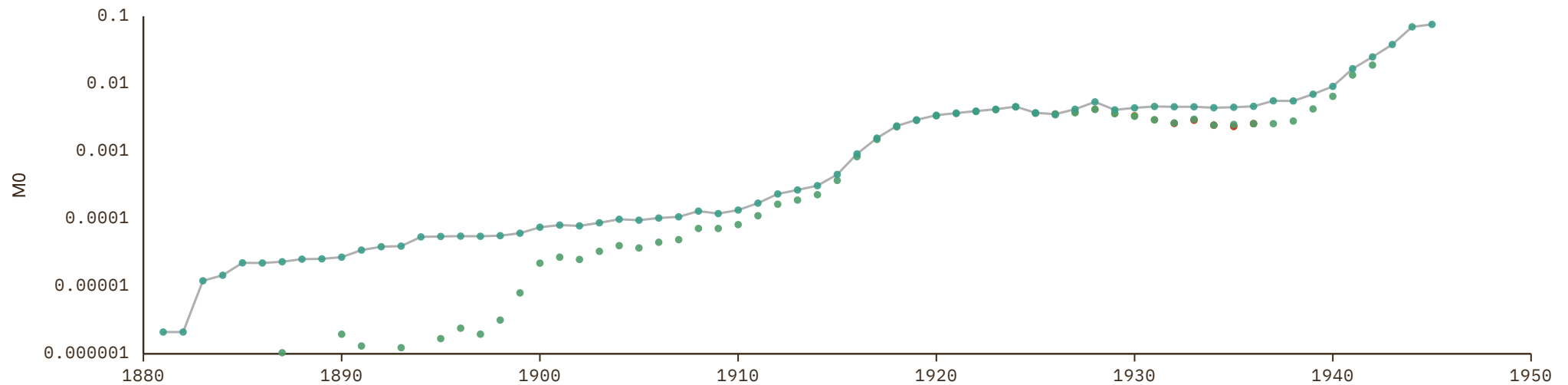
UNIT  
millions of LC

## 1 Source composition

SOURCE	CODE	TIME SPAN	NOTES
National Bank of Serbia (2024)	NBS	1881 - 1945	Ratio-spliced using overlapping data in 1946: (ratio = 100%).

## 2 Harmonised series

— GMD estimate   ● IHD   ● IHD 2   ● Mitchell   ● NBS



# Burkina Faso

COVERAGE  
1962–2025

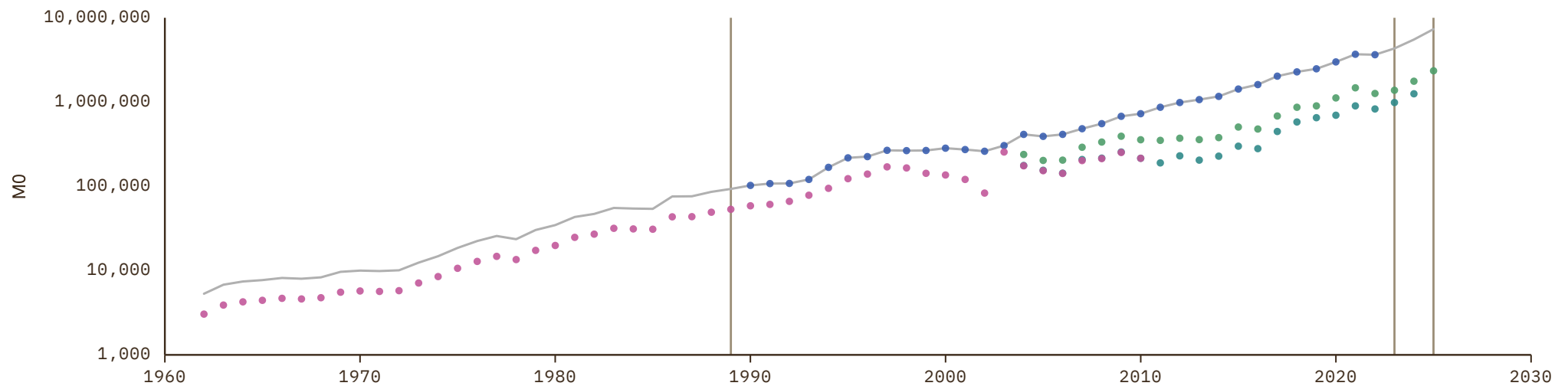
UNIT  
millions of LC

## 1 Source composition

SOURCE	CODE	TIME SPAN	NOTES
<a href="#">Brian Mitchell (2013)</a>	Mitchell	1962 - 1989	Ratio-spliced using overlapping data in 1990: (ratio = 174.5%).
<a href="#">African Union (2024)</a>	AFRISTAT	1990 - 2022	Ratio-spliced using overlapping data in 2023: (ratio = 100%).
<a href="#">BCEAO (2024)</a>	BCEAO	2023 - 2024	Baseline source, overlaps with anchor year 2023.
<a href="#">International Monetary Fund (2025)</a>	IMF IFS	2025 - 2025	Ratio-spliced using overlapping data in 2026: (ratio = 312.4%).

## 2 Harmonised series

— GMD estimate | Source change ● AFRISTAT ● BCEAO ● IMF IFS ● Mitchell



# Burundi

COVERAGE  
1964–2023

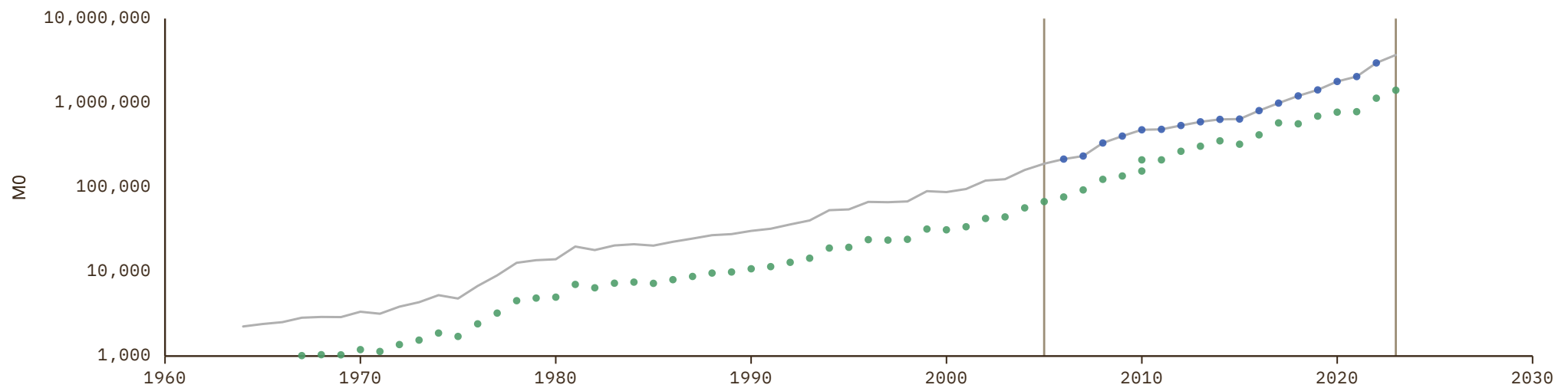
UNIT  
millions of LC

## 1 Source composition

SOURCE	CODE	TIME SPAN	NOTES
<a href="#">Brian Mitchell (2013)</a>	Mitchell	1964 - 2005	Ratio-spliced using overlapping data in 2006: (ratio = 280.8%).
<a href="#">African Union (2024)</a>	AFRISTAT	2006 - 2022	Ratio-spliced using overlapping data in 2023: (ratio = 100%).
<a href="#">International Monetary Fund (2025)</a>	IMF IFS	2023 - 2023	Ratio-spliced using overlapping data in 2024: (ratio = 261.6%).

## 2 Harmonised series

— GMD estimate | Source change ● AFRISTAT ● IMF IFS ● Mitchell



# Cambodia

COVERAGE  
1955–2024

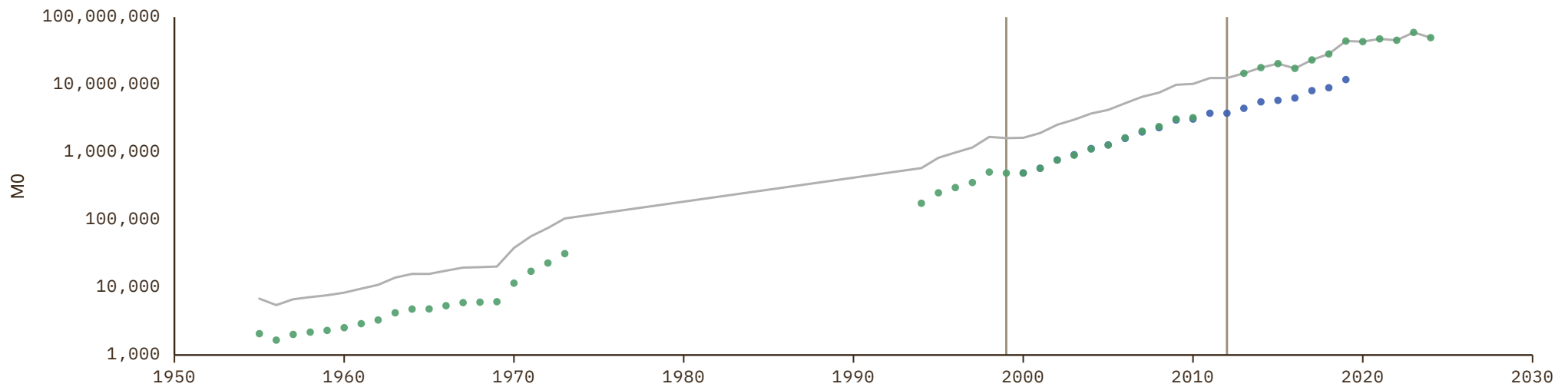
UNIT  
millions of LC

## 1 Source composition

SOURCE	CODE	TIME SPAN	NOTES
<a href="#">Brian Mitchell (2013)</a>	Mitchell	1955 - 1999	Ratio-spliced using overlapping data in 2000: (ratio = 330.7%).
<a href="#">Asian Development Bank (2024)</a>	ADB	2000 - 2012	Ratio-spliced using overlapping data in 2013: (ratio = 330.7%).
<a href="#">International Monetary Fund (2025)</a>	IMF IFS	2013 - 2024	Baseline source, overlaps with anchor year 2023.

## 2 Harmonised series

— GMD estimate | Source change ● ADB ● IMF IFS ● Mitchell



# Cameroon

COVERAGE

1913–2022

UNIT

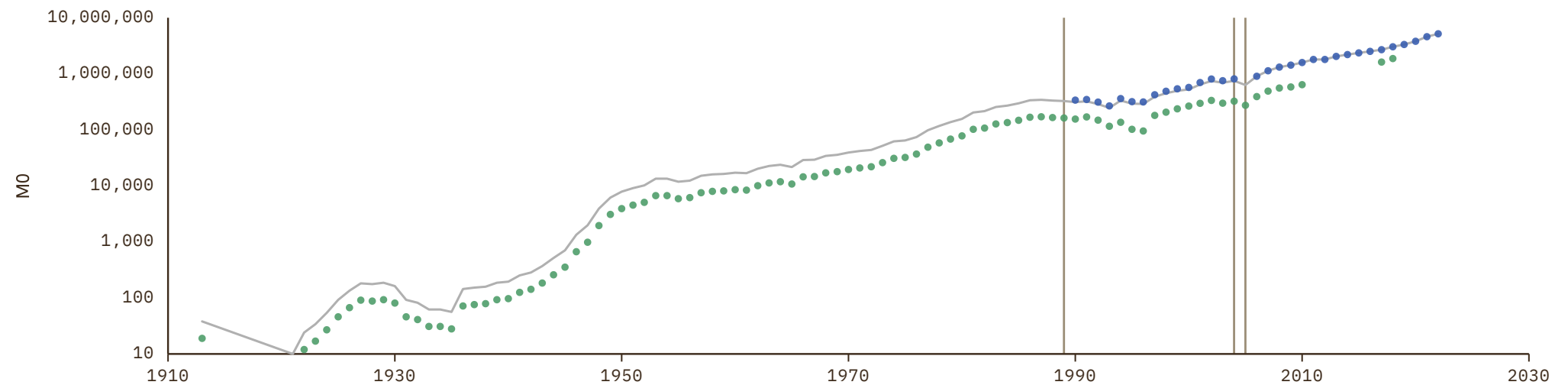
millions of LC

## 1 Source composition

SOURCE	CODE	TIME SPAN	NOTES
Brian Mitchell (2013)	Mitchell	1913 - 1989	Ratio-spliced using overlapping data in 1990: (ratio = 200.5%).
African Union (2024)	AFRISTAT	1990 - 2004	Ratio-spliced using overlapping data in 2005: (ratio = 92.3%).
Brian Mitchell (2013)	Mitchell	2005 - 2005	Ratio-spliced using overlapping data in 2006: (ratio = 230.8%).
African Union (2024)	AFRISTAT	2006 - 2022	Ratio-spliced using overlapping data in 2023: (ratio = 100%).

## 2 Harmonised series

— GMD estimate | Source change ● AFRISTAT ● IMF IFS ● Mitchell



# Canada

COVERAGE  
1856–2010

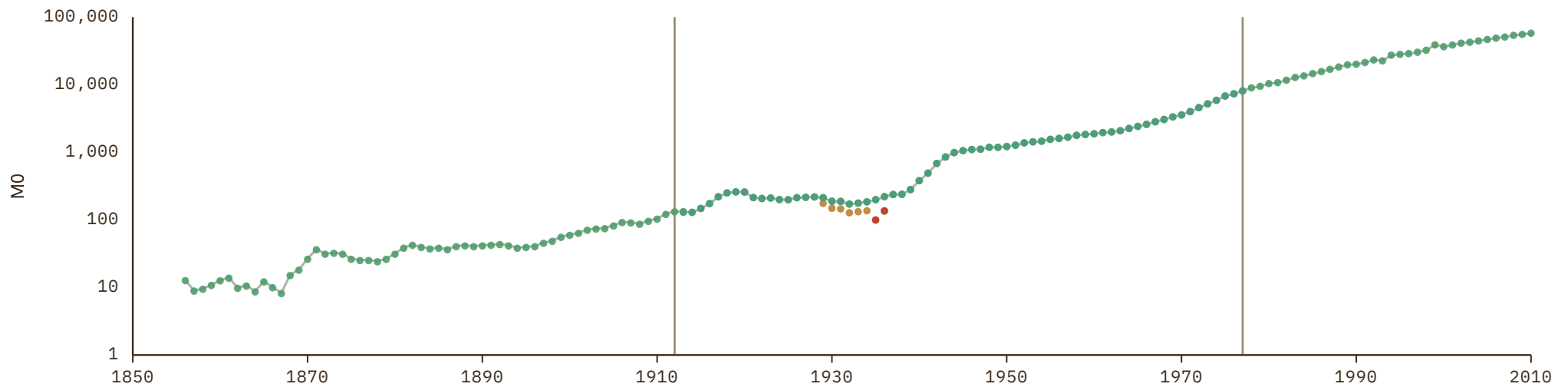
UNIT  
millions of LC

## 1 Source composition

SOURCE	CODE	TIME SPAN	NOTES
<a href="#">Brian Mitchell (2013)</a>	Mitchell	1856 - 1912	Ratio-spliced using overlapping data in 1913: (ratio = 102.1%).
<a href="#">Statistics Canada (2024)</a>	CS1 CAN	1913 - 1977	Ratio-spliced using overlapping data in 1978: (ratio = 99.8%).
<a href="#">Brian Mitchell (2013)</a>	Mitchell	1978 - 2010	Ratio-spliced using overlapping data in 2011: (ratio = 100%).

## 2 Harmonised series

— GMD estimate | Source change ● IHD ● IHD 2 ● Mitchell ● CS1



# Cape Verde

COVERAGE  
1990–2025

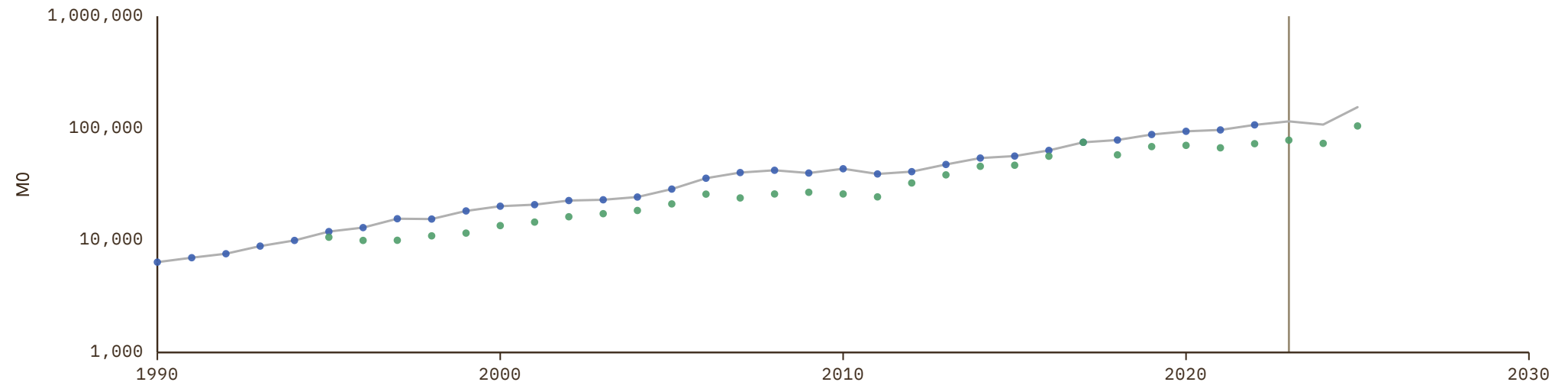
UNIT  
millions of LC

## 1 Source composition

SOURCE	CODE	TIME SPAN	NOTES
<a href="#">African Union (2024)</a>	AFRISTAT	1990 - 2022	Ratio-spliced using overlapping data in 2023: (ratio = 100%).
<a href="#">International Monetary Fund (2025)</a>	IMF IFS	2023 - 2025	Baseline source, overlaps with anchor year 2023.

## 2 Harmonised series

— GMD estimate | Source change ● AFRISTAT ● IMF IFS



# Central African Republic

COVERAGE  
1958–2022

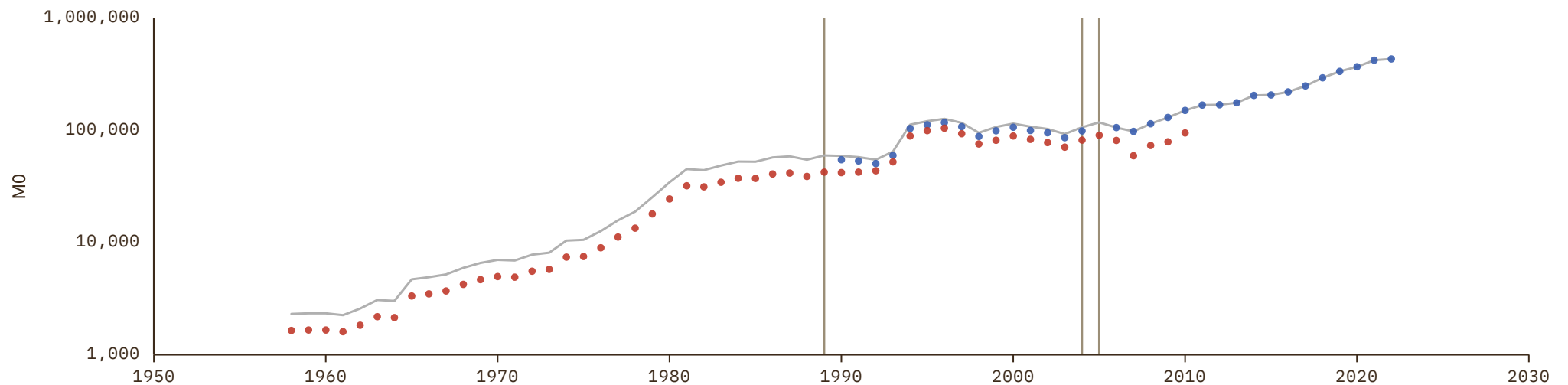
UNIT  
millions of LC

## 1 Source composition

SOURCE	CODE	TIME SPAN	NOTES
Brian Mitchell (2013)	Mitchell	1958 - 1989	Ratio-spliced using overlapping data in 1990: (ratio = 140.7%).
African Union (2024)	AFRISTAT	1990 - 2004	Ratio-spliced using overlapping data in 2005: (ratio = 108%).
Brian Mitchell (2013)	Mitchell	2005 - 2005	Ratio-spliced using overlapping data in 2006: (ratio = 130.2%).
African Union (2024)	AFRISTAT	2006 - 2022	Ratio-spliced using overlapping data in 2023: (ratio = 100%).

## 2 Harmonised series

— GMD estimate | Source change ● AFRISTAT ● Mitchell



# Chad

COVERAGE

1958–2022

UNIT

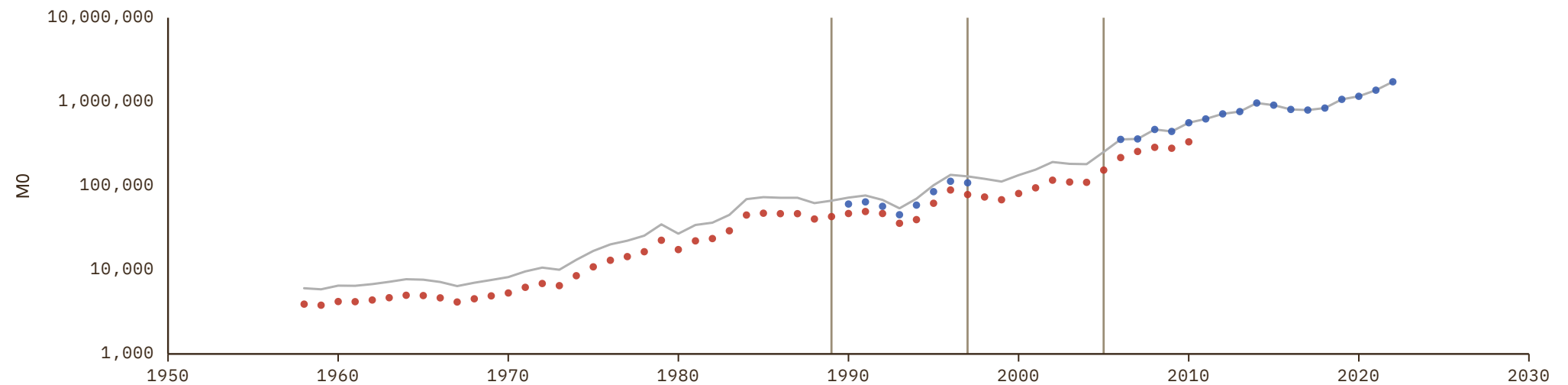
millions of LC

## 1 Source composition

SOURCE	CODE	TIME SPAN	NOTES
Brian Mitchell (2013)	Mitchell	1958 - 1989	Ratio-spliced using overlapping data in 1990: (ratio = 154.6%).
African Union (2024)	AFRISTAT	1990 - 1997	Ratio-spliced using overlapping data in 1998: (ratio = 119.3%).
Brian Mitchell (2013)	Mitchell	1998 - 2005	Ratio-spliced using overlapping data in 2006: (ratio = 164.6%).
African Union (2024)	AFRISTAT	2006 - 2022	Ratio-spliced using overlapping data in 2023: (ratio = 100%).

## 2 Harmonised series

— GMD estimate | Source change ● AFRISTAT ● Mitchell



# Chile

COVERAGE

1860–2025

UNIT

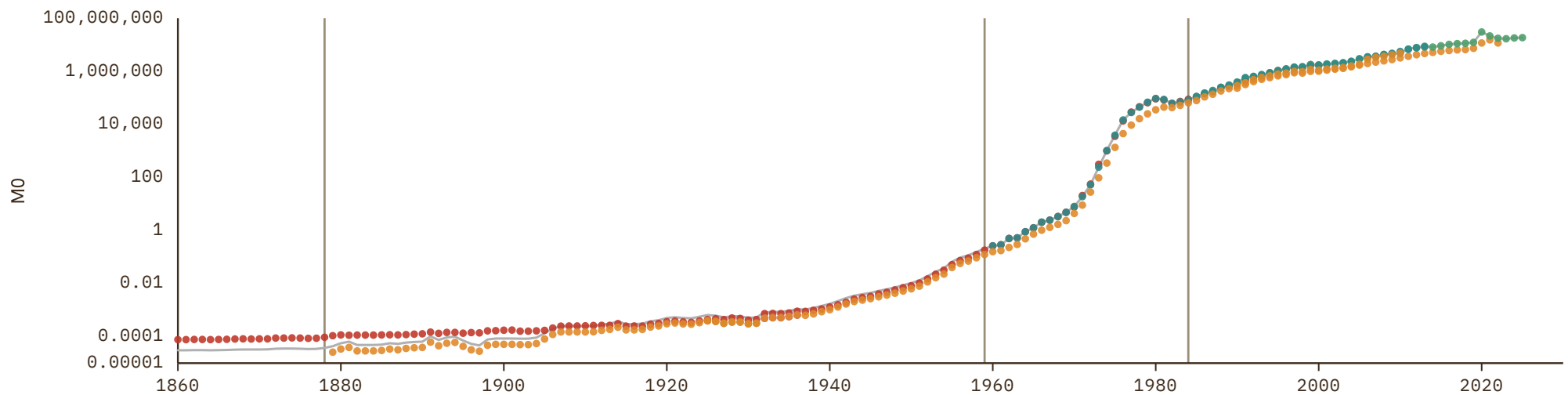
millions of LC

## 1 Source composition

SOURCE	CODE	TIME SPAN	NOTES
<a href="#">Schuler (2015)</a>	HFS	1860 - 1878	Ratio-spliced using overlapping data in 1879: (ratio = 39.7%).
<a href="#">Brian Mitchell (2013)</a>	Mitchell	1879 - 1959	Ratio-spliced using overlapping data in 1960: (ratio = 166.1%).
<a href="#">Timothy J. Kehoe et al. (2022)</a>	MAFHOLA	1960 - 1984	Ratio-spliced using overlapping data in 1985: (ratio = 100.2%).
<a href="#">International Monetary Fund (2025)</a>	IMF IFS	1985 - 2025	Baseline source, overlaps with anchor year 2023.

## 2 Harmonised series

— GMD estimate | Source change ● ECLAC ● HFS ● IHD ● IHD 2 ● IMF IFS ● MAFHOLA ● Mitchell



# China

COVERAGE  
1901–2019

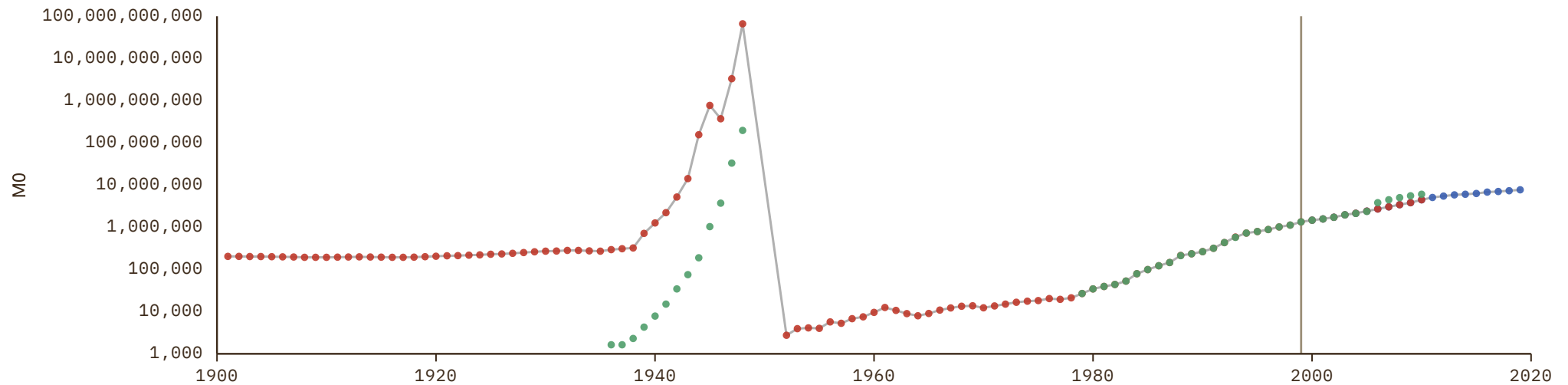
UNIT  
millions of LC

## 1 Source composition

SOURCE	CODE	TIME SPAN	NOTES
IEC (2020)	AHSTAT	1901 - 1999	Ratio-spliced using overlapping data in 2000: (ratio = 100%).
Asian Development Bank (2024)	ADB	2000 - 2019	Ratio-spliced using overlapping data in 2020: (ratio = 100%).

## 2 Harmonised series

— GMD estimate | Source change ● ADB ● AHSTAT ● Mitchell



# Colombia

COVERAGE  
1923–2025

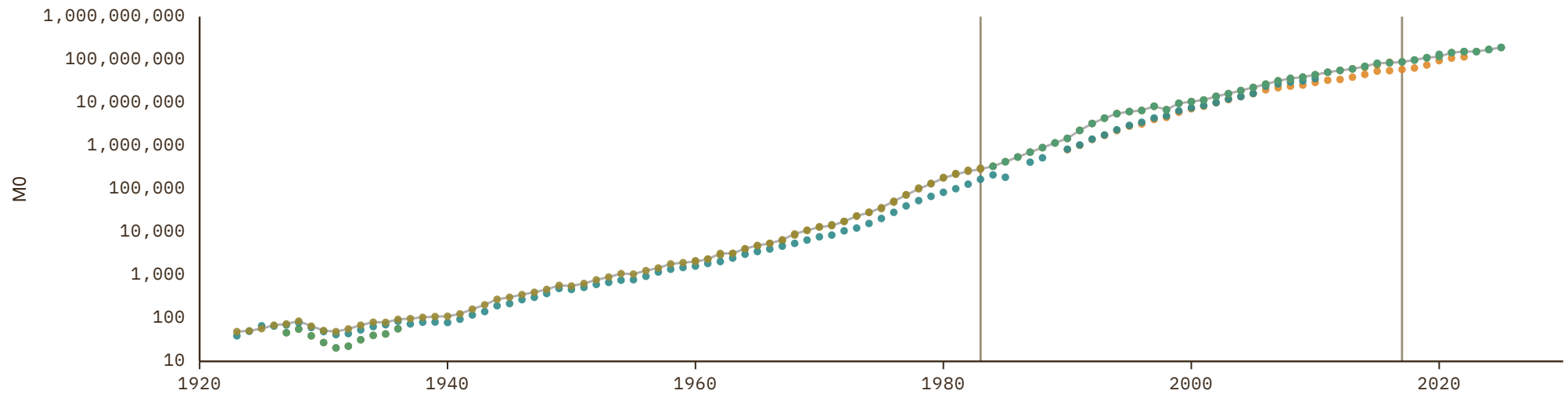
UNIT  
millions of LC

## 1 Source composition

SOURCE	CODE	TIME SPAN	NOTES
Banco de la República (2026)	CS2 COL	1923 - 1983	Ratio-spliced using overlapping data in 1984: (ratio = 100%).
Banco de la República (2024)	CS1 COL	1984 - 2017	Ratio-spliced using overlapping data in 2018: (ratio = 100%).
International Monetary Fund (2025)	IMF IFS	2018 - 2025	Baseline source, overlaps with anchor year 2023.

## 2 Harmonised series

— GMD estimate | Source change ● ECLAC ● IHD ● IHD 2 ● IMF IFS ● MAFHOLA ● Mitchell ● CS2 ● CS1



# Costa Rica

COVERAGE  
1914–2024

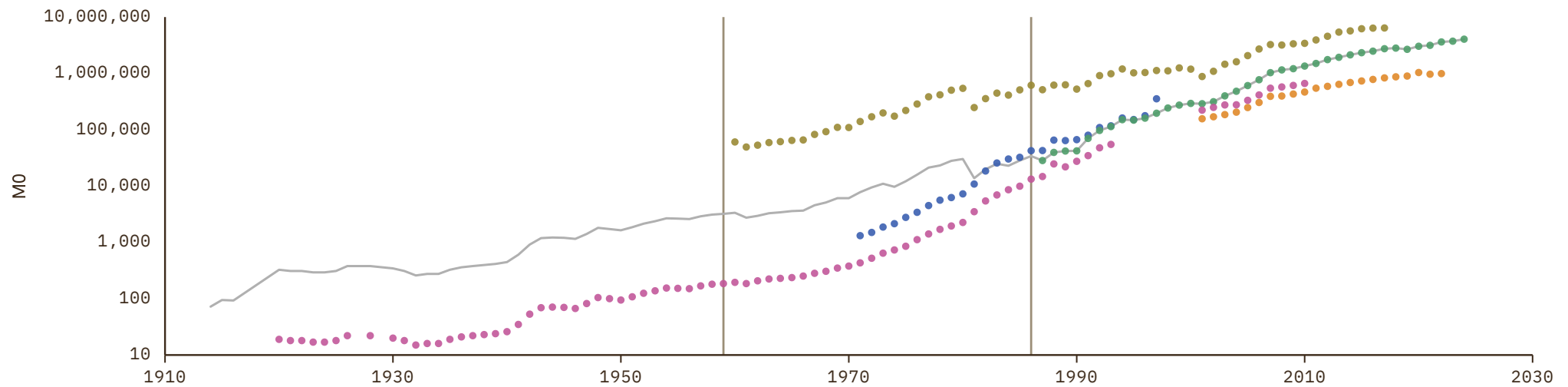
UNIT  
millions of LC

## 1 Source composition

SOURCE	CODE	TIME SPAN	NOTES
<a href="#">Brian Mitchell (2013)</a>	Mitchell	1914 - 1959	Ratio-spliced using overlapping data in 1960: (ratio = 1721.3%).
<a href="#">Consejo Monetario Centroamericano (2017)</a>	SECMCA HIST	1960 - 1986	Ratio-spliced using overlapping data in 1987: (ratio = 5.5%).
<a href="#">International Monetary Fund (2025)</a>	IMF IFS	1987 - 2024	Baseline source, overlaps with anchor year 2023.

## 2 Harmonised series

— GMD estimate | Source change ● BORDO ● ECLAC ● IMF IFS ● Mitchell ● SECMCA HIST



# Cuba

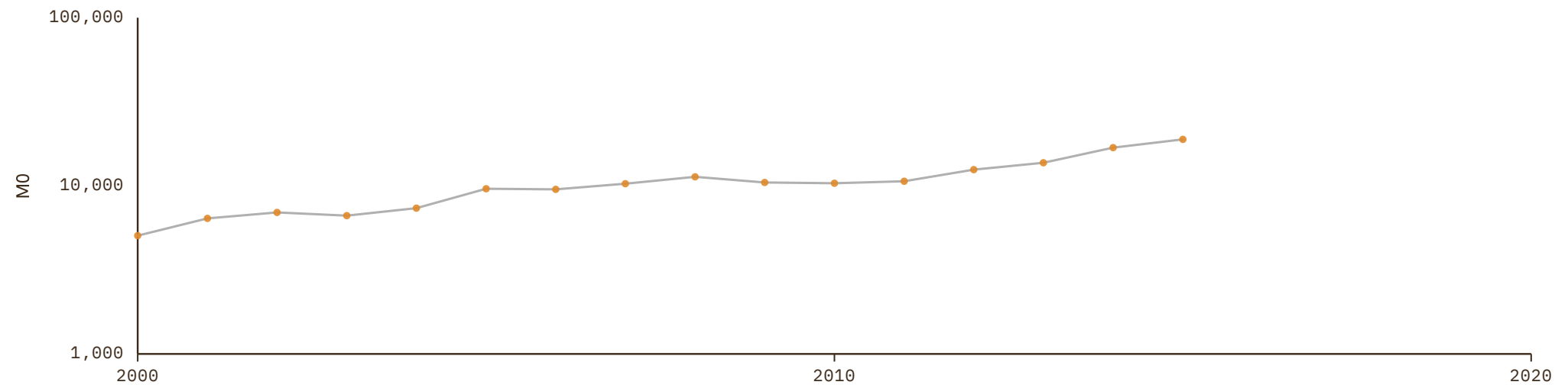
COVERAGE  
2000–2015UNIT  
millions of LC

## 1 Source composition

SOURCE	CODE	TIME SPAN	NOTES
United Nations (2024)	ECLAC	2000 - 2015	Ratio-spliced using overlapping data in 2016: (ratio = 100%).

## 2 Harmonised series

— GMD estimate ● ECLAC



# Cyprus

COVERAGE  
1958–2010

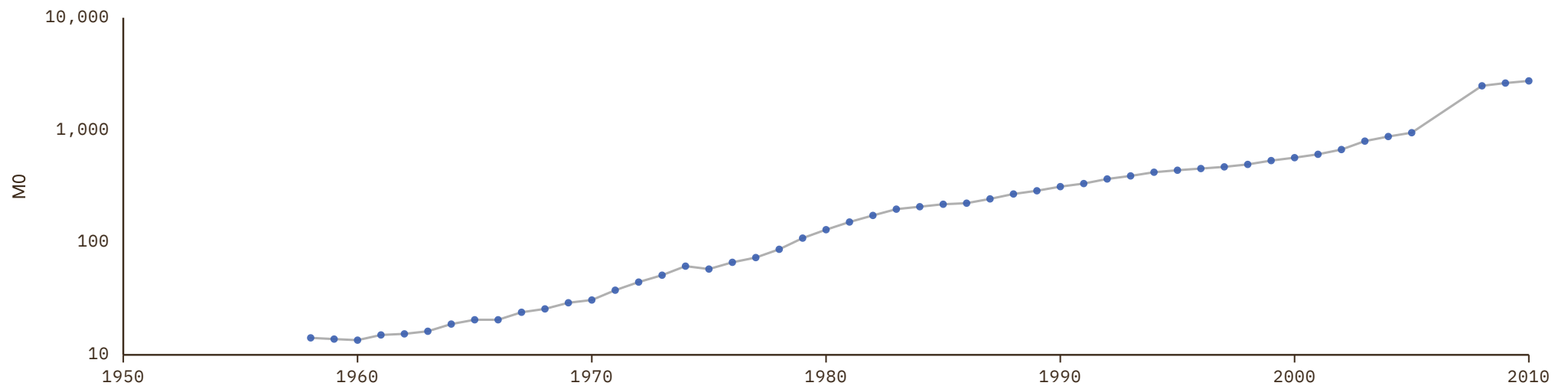
UNIT  
millions of LC

## 1 Source composition

SOURCE	CODE	TIME SPAN	NOTES
Brian Mitchell (2013)	Mitchell	1958 - 2010	Ratio-spliced using overlapping data in 2011: (ratio = 100%).

## 2 Harmonised series

— GMD estimate ● Mitchell



# Czechoslovakia

COVERAGE  
1919–1991

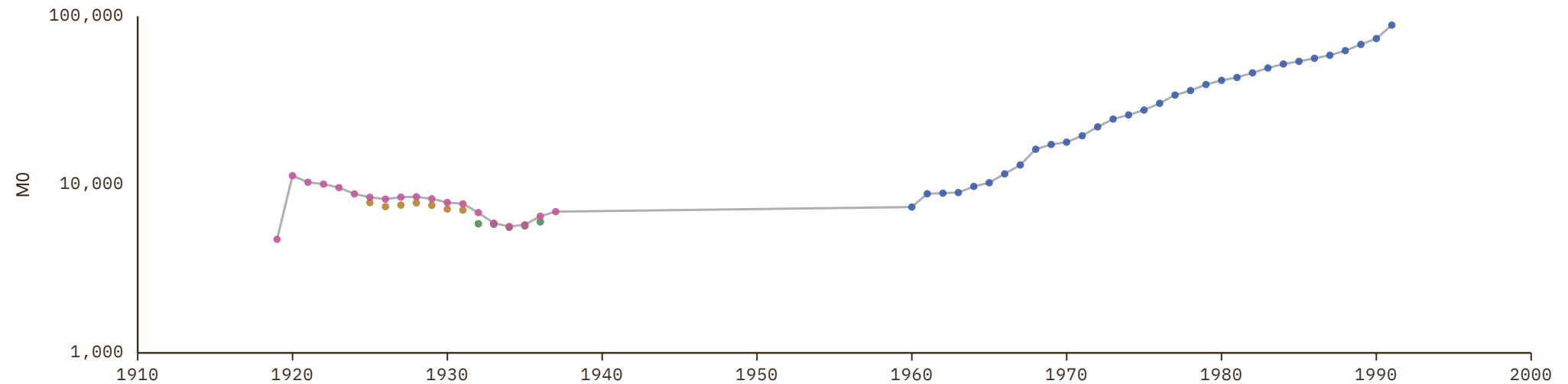
UNIT  
millions of LC

## 1 Source composition

SOURCE	CODE	TIME SPAN	NOTES
<a href="#">Brian Mitchell (2013)</a>	Mitchell	1919 - 1959	Ratio-spliced using overlapping data in 1960: (ratio = 100%).
<a href="#">Banushi et al. (2024)</a>	COMECON	1960 - 1991	Ratio-spliced using overlapping data in 1992: (ratio = 100%).

## 2 Harmonised series

— GMD estimate   ● COMECON   ● IHD   ● IHD 2   ● Mitchell



# Democratic Republic of the Congo

COVERAGE  
1910–2021

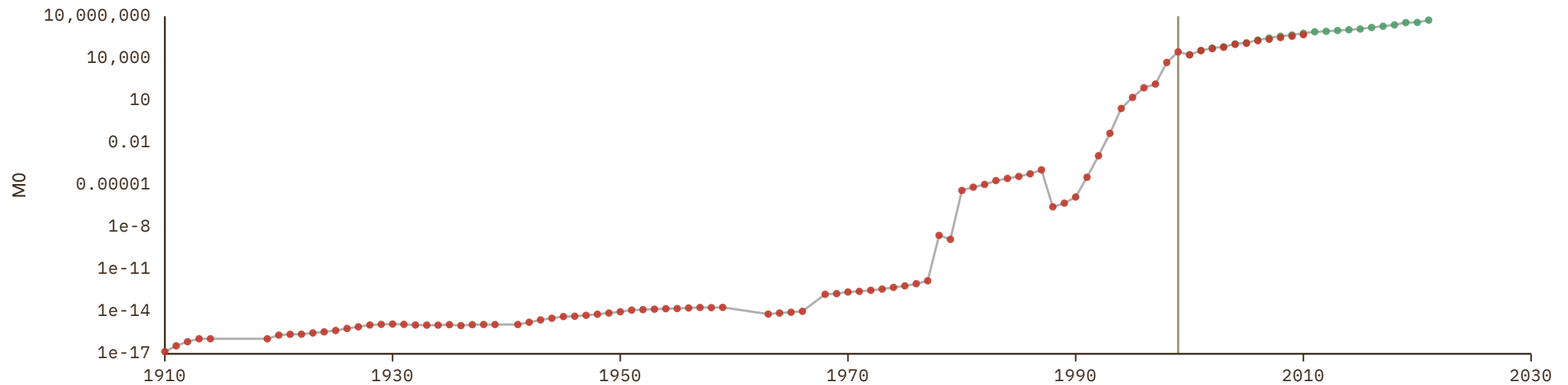
UNIT  
millions of LC

## 1 Source composition

SOURCE	CODE	TIME SPAN	NOTES
<a href="#">Brian Mitchell (2013)</a>	Mitchell	1910 - 1999	Ratio-spliced using overlapping data in 2000: (ratio = 99.8%).
<a href="#">International Monetary Fund (2025)</a>	IMF IFS	2000 - 2021	Ratio-spliced using overlapping data in 2022: (ratio = 100%).

## 2 Harmonised series

— GMD estimate | Source change ● IMF IFS ● Mitchell



# Denmark

COVERAGE

1819–2010

UNIT

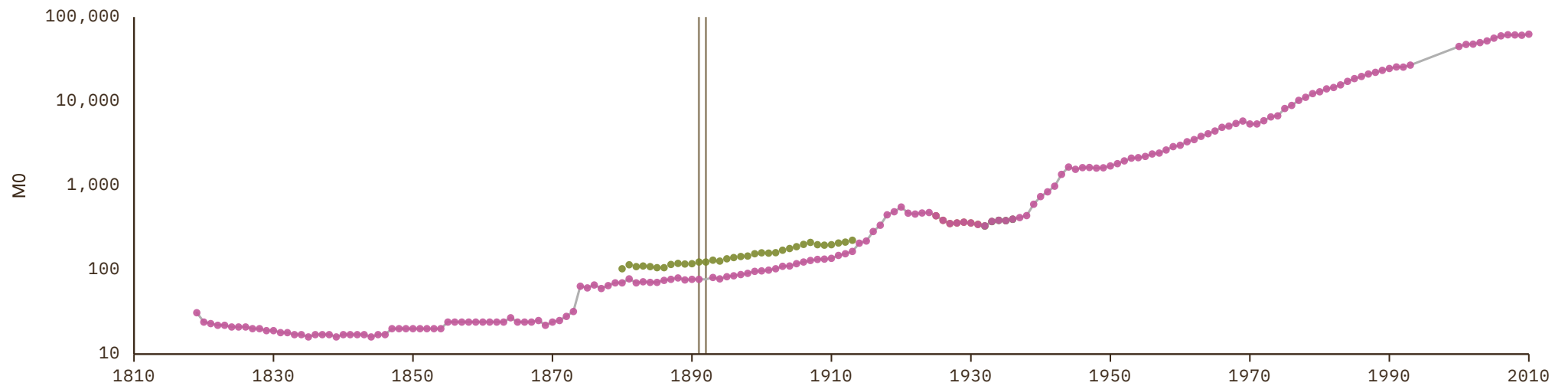
millions of LC

## 1 Source composition

SOURCE	CODE	TIME SPAN	NOTES
<a href="#">Brian Mitchell (2013)</a>	Mitchell	1819 - 1891	Ratio-spliced using overlapping data in 1892: (ratio = 100.3%).
<a href="#">Marc Flandreau et al. (2004)</a>	FZ	1892 - 1892	Ratio-spliced using overlapping data in 1893: (ratio = 62.3%).
<a href="#">Brian Mitchell (2013)</a>	Mitchell	1893 - 2010	Ratio-spliced using overlapping data in 2011: (ratio = 100%).

## 2 Harmonised series

— GMD estimate | Source change ● FZ ● IHD ● IHD 2 ● Mitchell



# Djibouti

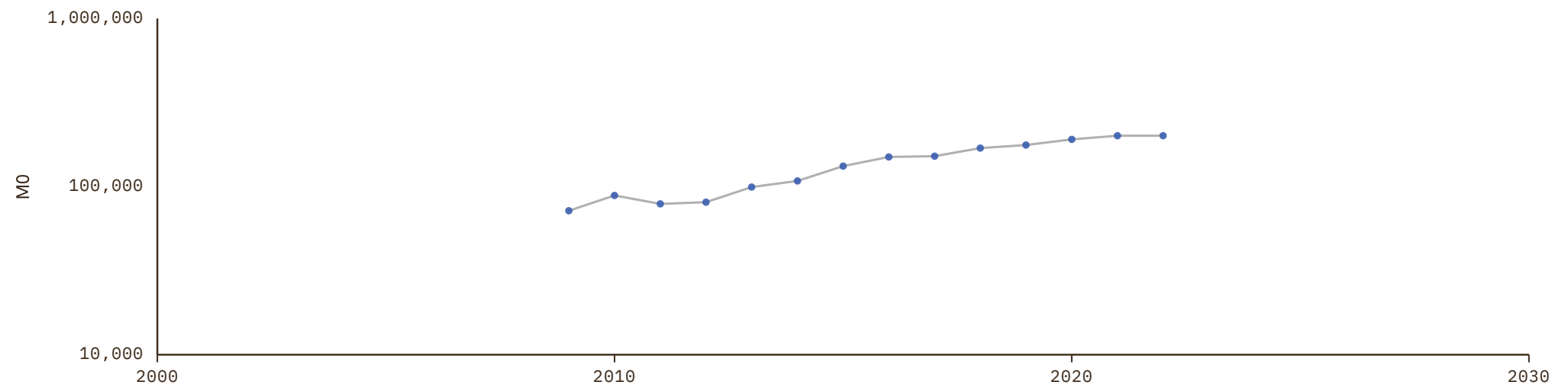
COVERAGE  
2009–2022UNIT  
millions of LC

## 1 Source composition

SOURCE	CODE	TIME SPAN	NOTES
African Union (2024)	AFRISTAT	2009 - 2022	Ratio-spliced using overlapping data in 2023: (ratio = 100%).

## 2 Harmonised series

— GMD estimate ● AFRISTAT



# Dominica

COVERAGE  
1990–2020

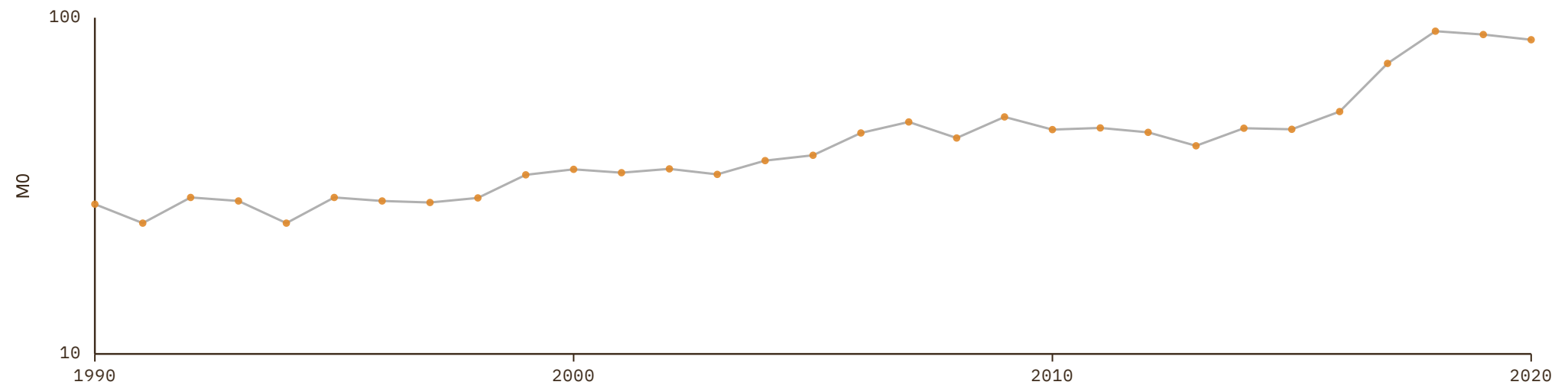
UNIT  
millions of LC

## 1 Source composition

SOURCE	CODE	TIME SPAN	NOTES
United Nations (2024)	ECLAC	1990 - 2020	Ratio-spliced using overlapping data in 2021: (ratio = 100%).

## 2 Harmonised series

— GMD estimate ● ECLAC



# Dominican Republic

COVERAGE  
1937–2025

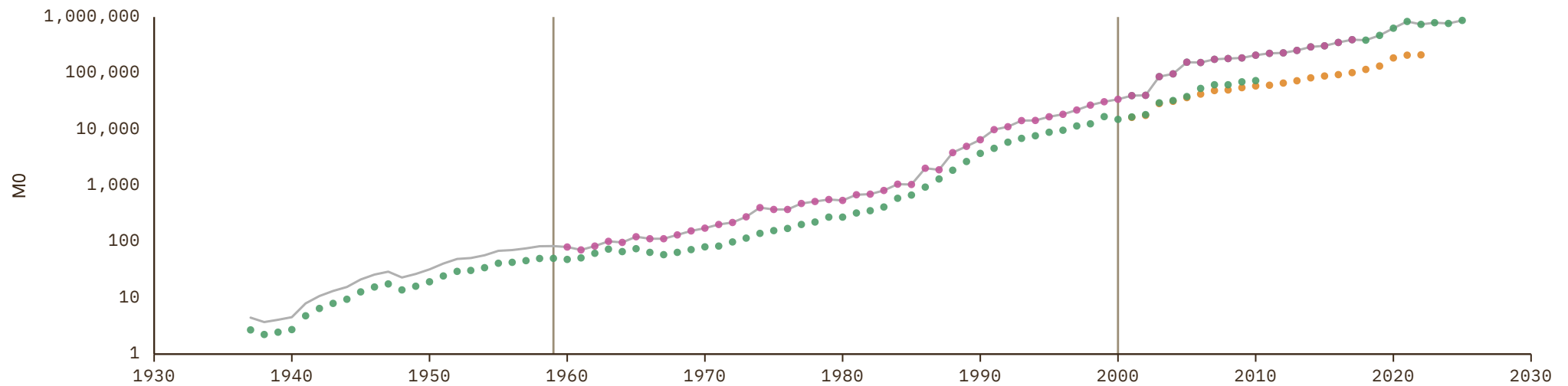
UNIT  
millions of LC

## 1 Source composition

SOURCE	CODE	TIME SPAN	NOTES
<a href="#">Brian Mitchell (2013)</a>	Mitchell	1937 - 1959	Ratio-spliced using overlapping data in 1960: (ratio = 166.1%).
<a href="#">Consejo Monetario Centroamericano (2017)</a>	SECMCA HIST	1960 - 2000	Ratio-spliced using overlapping data in 2001: (ratio = 100%).
<a href="#">International Monetary Fund (2025)</a>	IMF IFS	2001 - 2025	Baseline source, overlaps with anchor year 2023.

## 2 Harmonised series

— GMD estimate | Source change ● ECLAC ● IMF IFS ● Mitchell ● SECMCA HIST



# Ecuador

COVERAGE  
1913–2025

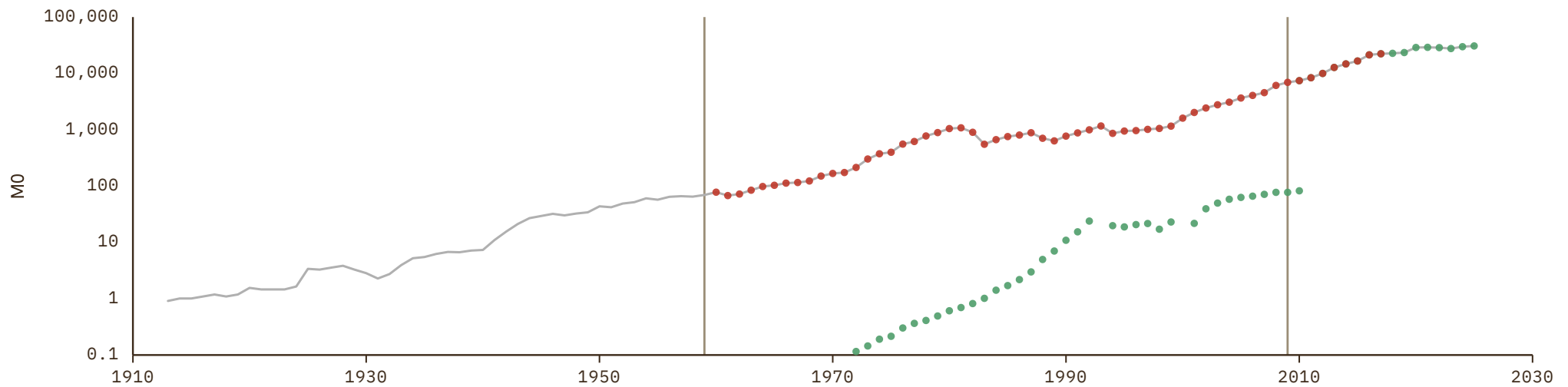
UNIT  
millions of LC

## 1 Source composition

SOURCE	CODE	TIME SPAN	NOTES
<a href="#">Brian Mitchell (2013)</a>	Mitchell	1913 - 1959	Ratio-spliced using overlapping data in 1960: (ratio = 228577%).
<a href="#">Timothy J. Kehoe et al. (2022)</a>	MAFHOLA	1960 - 2009	Ratio-spliced using overlapping data in 2010: (ratio = 100%).
<a href="#">International Monetary Fund (2025)</a>	IMF IFS	2010 - 2025	Baseline source, overlaps with anchor year 2023.

## 2 Harmonised series

— GMD estimate | Source change ● IMF IFS ● MAFHOLA ● Mitchell



# Egypt

COVERAGE

1901–2010

UNIT

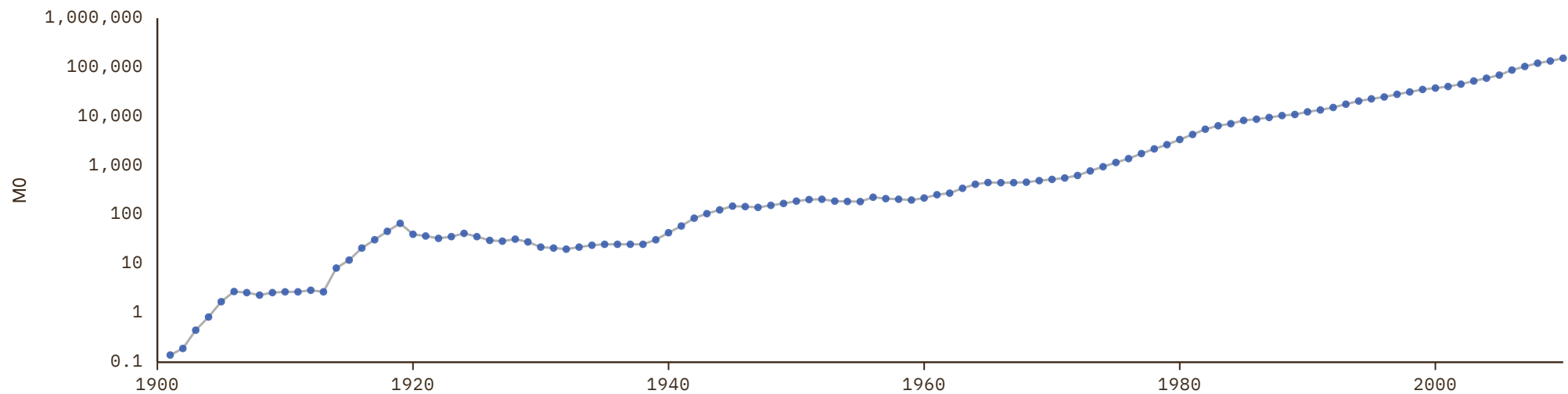
millions of LC

## 1 Source composition

SOURCE	CODE	TIME SPAN	NOTES
Brian Mitchell (2013)	Mitchell	1901 - 2010	Ratio-spliced using overlapping data in 2011: (ratio = 100%).

## 2 Harmonised series

— GMD estimate ● Mitchell



# El Salvador

COVERAGE  
1900–2025

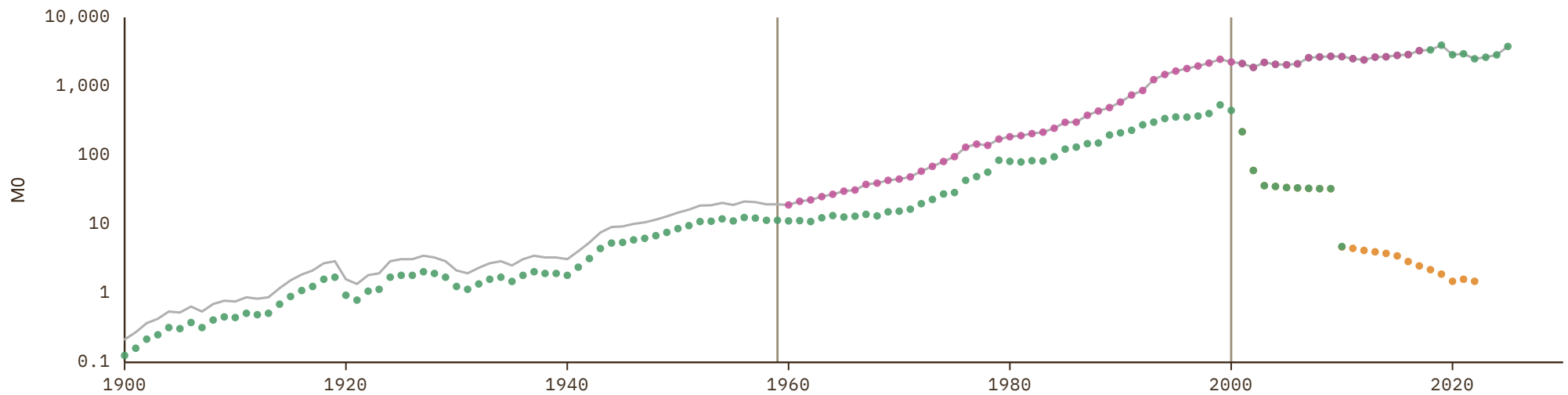
UNIT  
millions of LC

## 1 Source composition

SOURCE	CODE	TIME SPAN	NOTES
<a href="#">Brian Mitchell (2013)</a>	Mitchell	1900 - 1959	Ratio-spliced using overlapping data in 1960: (ratio = 170.7%).
<a href="#">Consejo Monetario Centroamericano (2017)</a>	SECMCA HIST	1960 - 2000	Ratio-spliced using overlapping data in 2001: (ratio = 100%).
<a href="#">International Monetary Fund (2025)</a>	IMF IFS	2001 - 2025	Baseline source, overlaps with anchor year 2023.

## 2 Harmonised series

— GMD estimate | Source change ● ECLAC ● IMF IFS ● Mitchell ● SECMCA HIST



# Equatorial Guinea

COVERAGE  
1991–2023

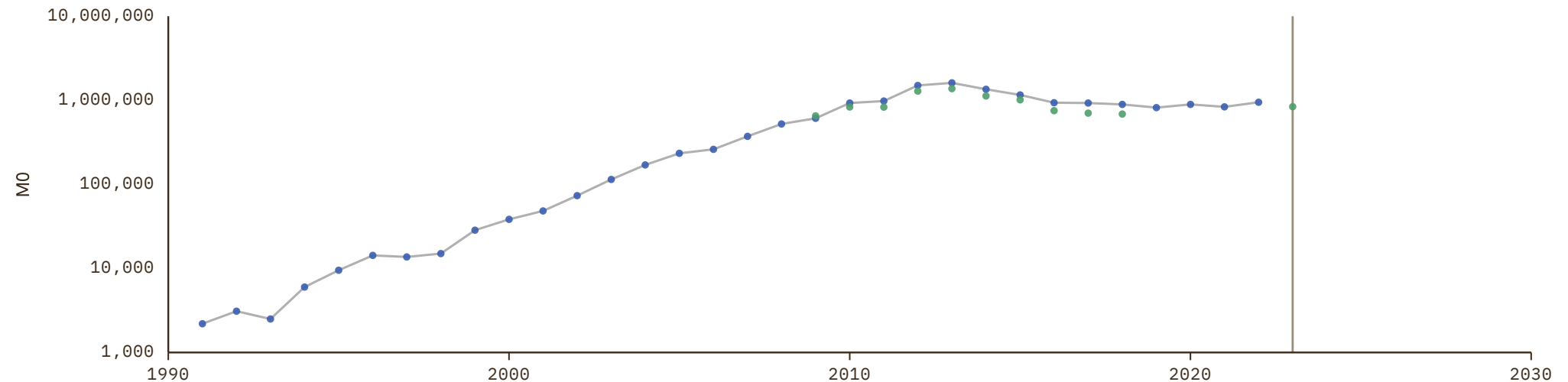
UNIT  
millions of LC

## 1 Source composition

SOURCE	CODE	TIME SPAN	NOTES
<a href="#">African Union (2024)</a>	AFRISTAT	1991 - 2022	Ratio-spliced using overlapping data in 2023: (ratio = 100%).
<a href="#">International Monetary Fund (2025)</a>	IMF IFS	2023 - 2023	Ratio-spliced using overlapping data in 2024: (ratio = .%).

## 2 Harmonised series

— GMD estimate | Source change ● AFRISTAT ● IMF IFS



# Estonia

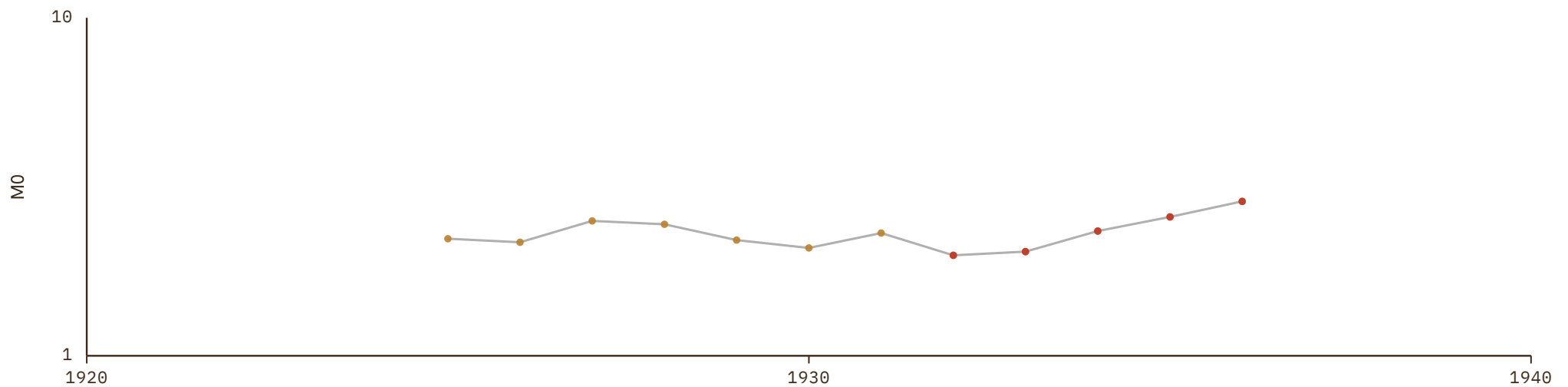
COVERAGE  
1925–1936UNIT  
millions of LC

## 1 Source composition

SOURCE	CODE	TIME SPAN	NOTES
<a href="#">Ellison et al. (2024)</a>	IHD	1925 - 1936	Ratio-spliced using overlapping data in 1937: (ratio = 100%).

## 2 Harmonised series

— GMD estimate ● IHD ● IHD 2



# Ethiopia

COVERAGE  
1948–2008

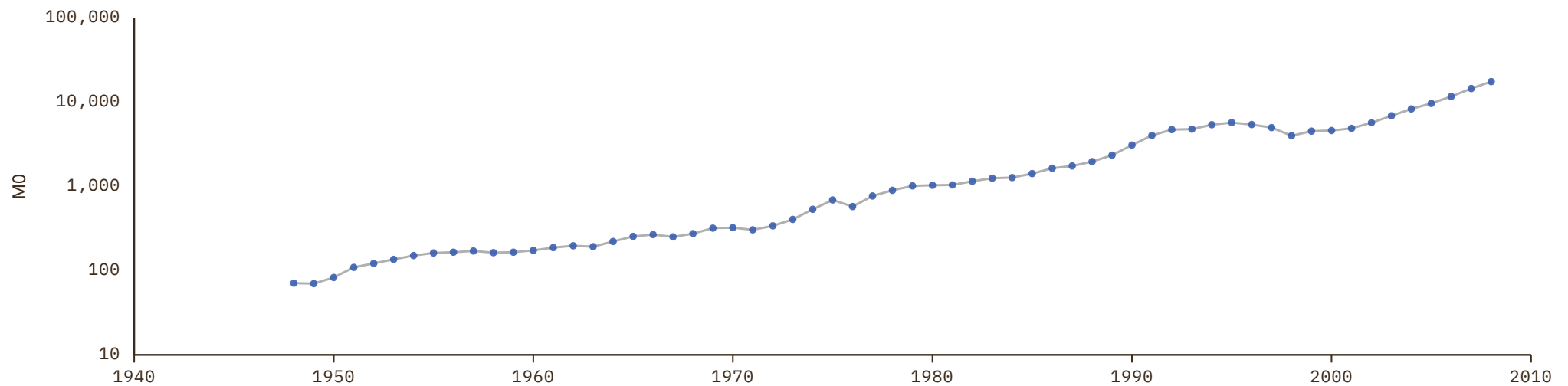
UNIT  
millions of LC

## 1 Source composition

SOURCE	CODE	TIME SPAN	NOTES
Brian Mitchell (2013)	Mitchell	1948 - 2008	Ratio-spliced using overlapping data in 2009: (ratio = 100%).

## 2 Harmonised series

— GMD estimate ● Mitchell



# Fiji

COVERAGE  
1961–2023

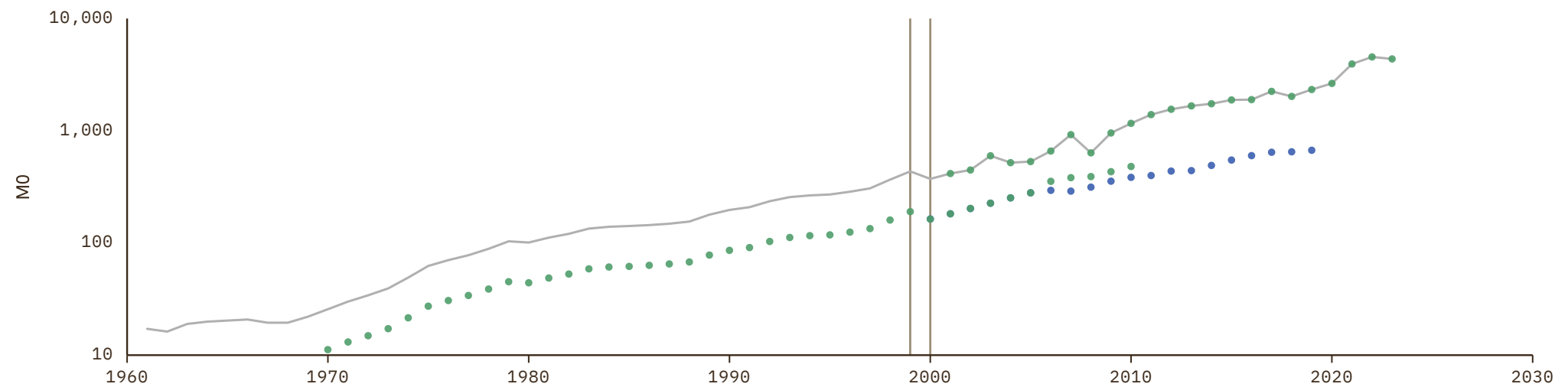
UNIT  
millions of LC

## 1 Source composition

SOURCE	CODE	TIME SPAN	NOTES
<a href="#">Brian Mitchell (2013)</a>	Mitchell	1961 - 1999	Ratio-spliced using overlapping data in 2000: (ratio = 228.7%).
<a href="#">Asian Development Bank (2024)</a>	ADB	2000 - 2000	Ratio-spliced using overlapping data in 2001: (ratio = 228.3%).
<a href="#">International Monetary Fund (2025)</a>	IMF IFS	2001 - 2023	Ratio-spliced using overlapping data in 2024: (ratio = 100%).

## 2 Harmonised series

— GMD estimate | Source change ● ADB ● IMF IFS ● Mitchell



# Finland

COVERAGE  
1813–2010

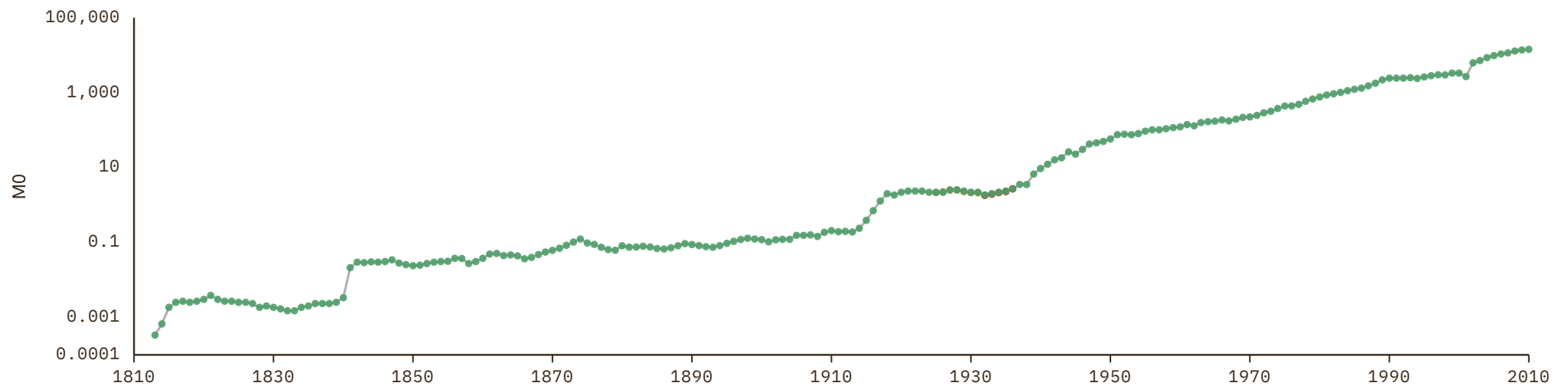
UNIT  
millions of LC

## 1 Source composition

SOURCE	CODE	TIME SPAN	NOTES
Brian Mitchell (2013)	Mitchell	1813 - 2010	Ratio-spliced using overlapping data in 2011: (ratio = 100%).

## 2 Harmonised series

— GMD estimate   ● IHD   ● IHD 2   ● Mitchell



# France

COVERAGE  
1807–2010

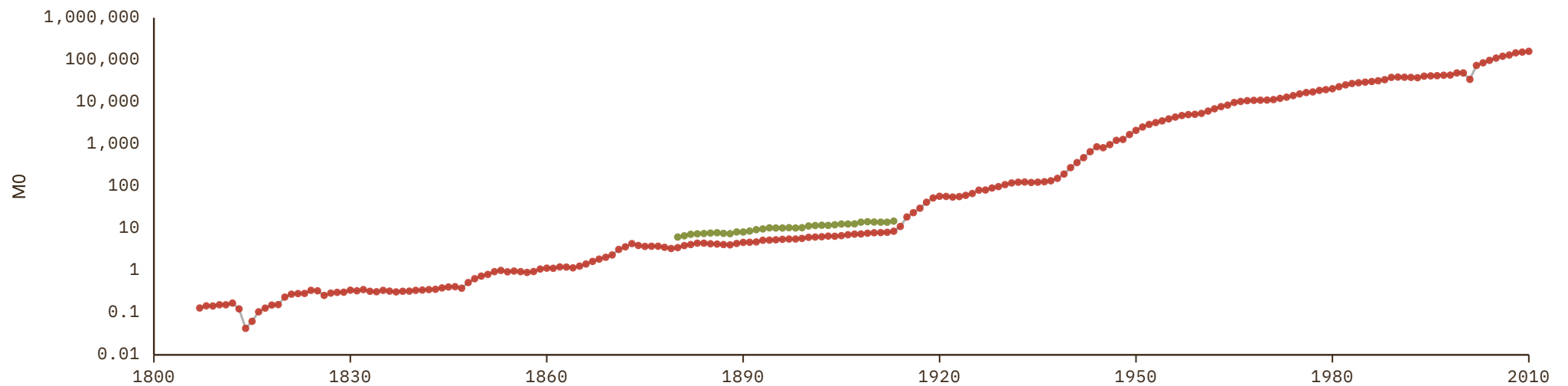
UNIT  
millions of LC

## 1 Source composition

SOURCE	CODE	TIME SPAN	NOTES
Brian Mitchell (2013)	Mitchell	1807 - 2010	Ratio-spliced using overlapping data in 2011: (ratio = 100%).

## 2 Harmonised series

— GMD estimate ● FZ ● Mitchell



# Gabon

COVERAGE  
1958–2022

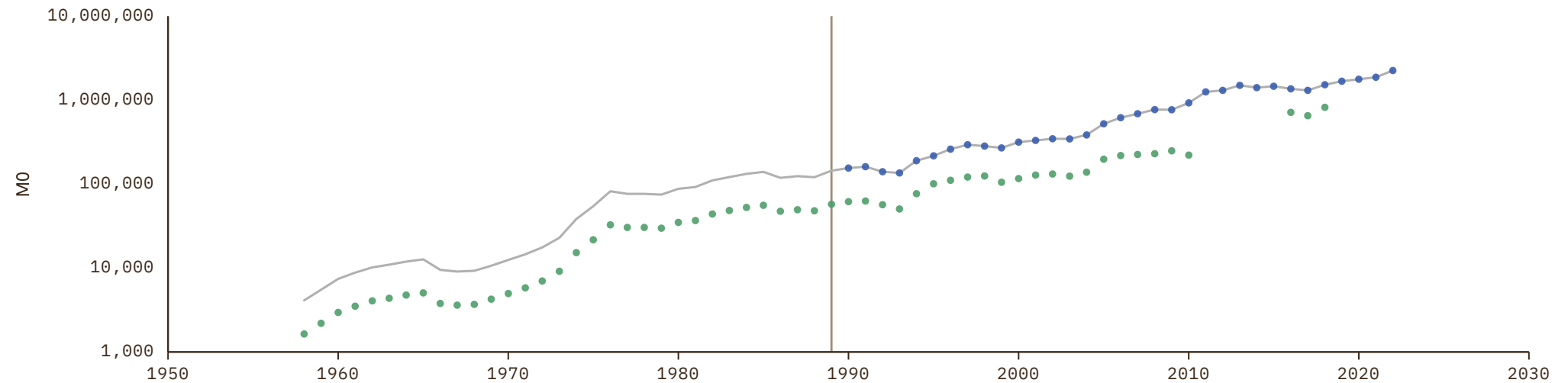
UNIT  
millions of LC

## 1 Source composition

SOURCE	CODE	TIME SPAN	NOTES
<a href="#">Brian Mitchell (2013)</a>	Mitchell	1958 - 1989	Ratio-spliced using overlapping data in 1990: (ratio = 251%).
<a href="#">African Union (2024)</a>	AFRISTAT	1990 - 2022	Ratio-spliced using overlapping data in 2023: (ratio = 100%).

## 2 Harmonised series

— GMD estimate | Source change ● AFRISTAT ● IMF IFS ● Mitchell



# Gambia

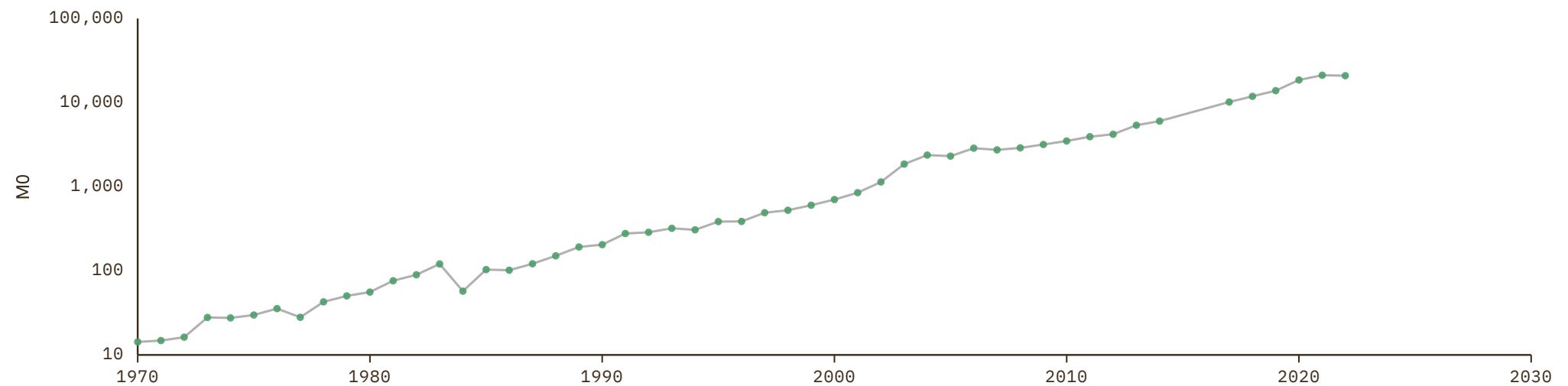
COVERAGE  
1970–2022UNIT  
millions of LC

## 1 Source composition

SOURCE	CODE	TIME SPAN	NOTES
International Monetary Fund (2025)	IMF IFS	1970 - 2022	Ratio-spliced using overlapping data in 2023: (ratio = 100%).

## 2 Harmonised series

— GMD estimate ● IMF IFS



# Georgia

COVERAGE  
2000–2025

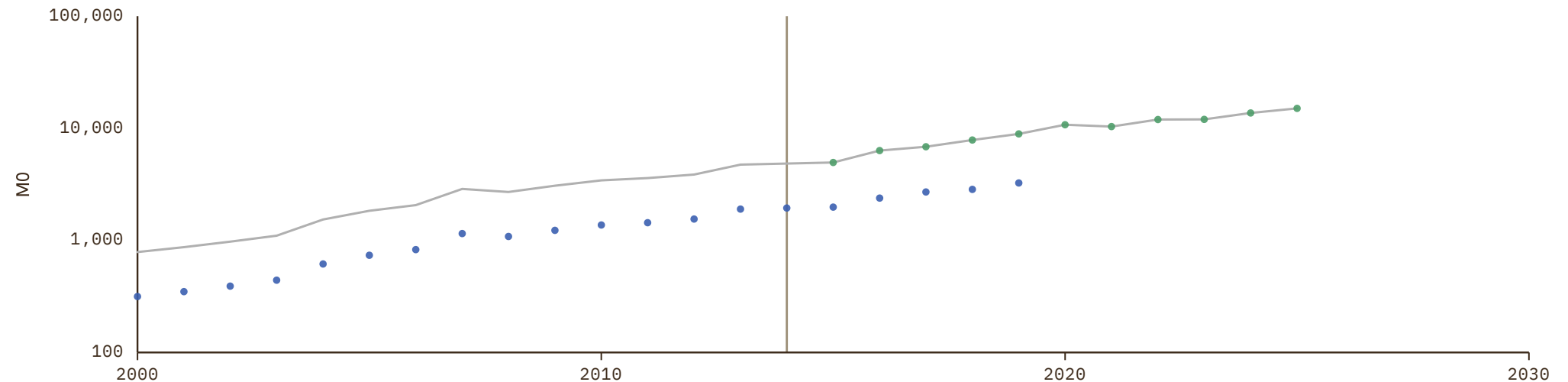
UNIT  
millions of LC

## 1 Source composition

SOURCE	CODE	TIME SPAN	NOTES
<a href="#">Asian Development Bank (2024)</a>	ADB	2000 - 2014	Ratio-spliced using overlapping data in 2015: (ratio = 249.7%).
<a href="#">International Monetary Fund (2025)</a>	IMF IFS	2015 - 2025	Baseline source, overlaps with anchor year 2023.

## 2 Harmonised series

— GMD estimate | Source change ● ADB ● IMF IFS



# German Democratic Republic

COVERAGE  
1949–1989

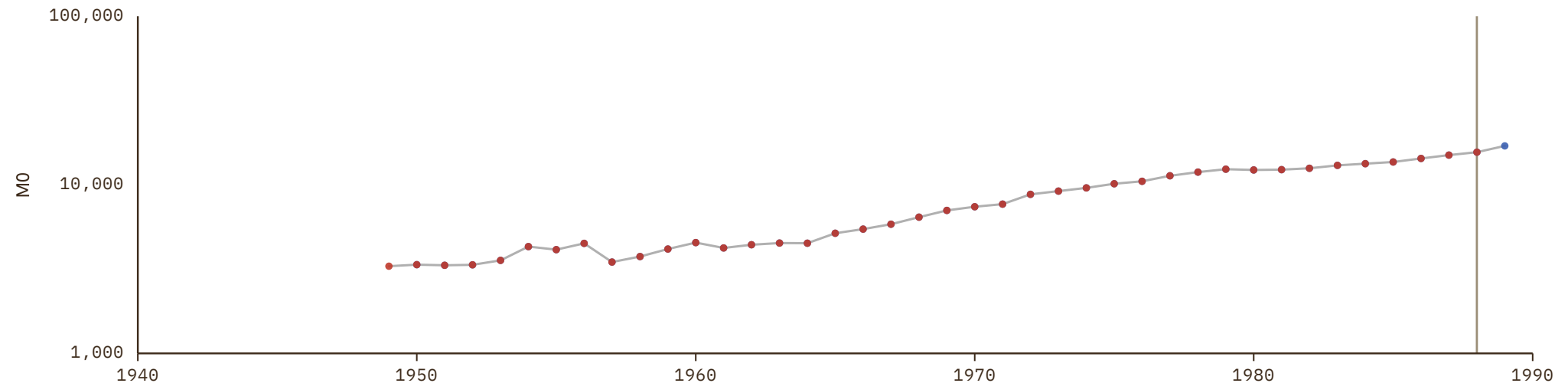
UNIT  
millions of LC

## 1 Source composition

SOURCE	CODE	TIME SPAN	NOTES
<a href="#">Brian Mitchell (2013)</a>	Mitchell	1949 - 1988	Ratio-spliced using overlapping data in 1989: (ratio = 100%).
<a href="#">Banushi et al. (2024)</a>	COMECON	1989 - 1989	Ratio-spliced using overlapping data in 1990: (ratio = 100%).

## 2 Harmonised series

— GMD estimate | Source change ● COMECON ● Mitchell



# Germany

COVERAGE  
1851–2010

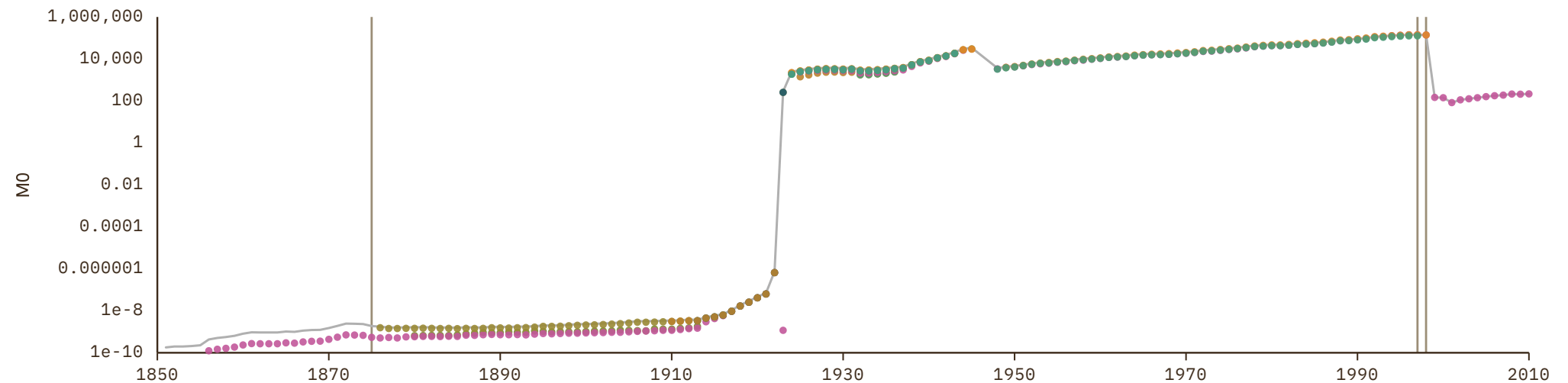
UNIT  
millions of LC

## 1 Source composition

SOURCE	CODE	TIME SPAN	NOTES
<a href="#">Brian Mitchell (2013)</a>	Mitchell	1851 - 1875	Ratio-spliced using overlapping data in 1876: (ratio = 345.3%).
<a href="#">Deutsche Bundesbank (1976)</a>	CS2 DEU	1876 - 1947	Ratio-spliced using overlapping data in 1948: (ratio = 111.8%).
<a href="#">Deutsche Bundesbank (1998)</a>	CS1 DEU	1948 - 1997	Ratio-spliced using overlapping data in 1998: (ratio = 111.8%).
<a href="#">Sprenger (1982)</a>	CS3 DEU	1998 - 1998	Ratio-spliced using overlapping data in 1999: (ratio = 100%).
<a href="#">Brian Mitchell (2013)</a>	Mitchell	1999 - 2010	Ratio-spliced using overlapping data in 2011: (ratio = 100%).

## 2 Harmonised series

— GMD estimate | Source change ● FZ ● IHD ● IHD 2 ● Mitchell ● Ritschl ● CS2 ● CS3 ● CS1 ● CS4 ● CS5 ● CS7



# Ghana

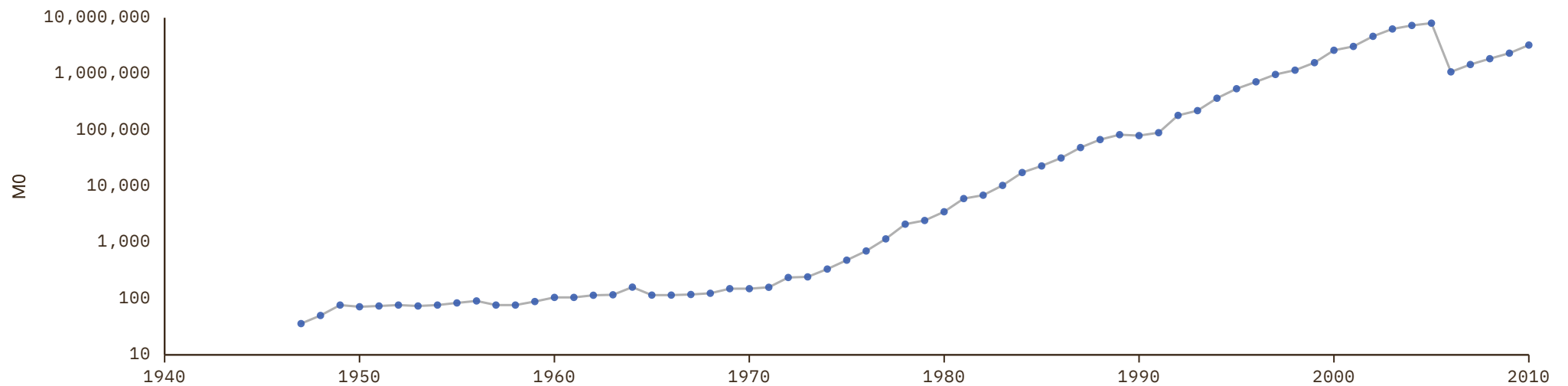
COVERAGE  
1947-2010UNIT  
millions of LC

## 1 Source composition

SOURCE	CODE	TIME SPAN	NOTES
Brian Mitchell (2013)	Mitchell	1947 - 2010	Ratio-spliced using overlapping data in 2011: (ratio = 100%).

## 2 Harmonised series

— GMD estimate ● Mitchell



# Greece

COVERAGE  
1842–2010

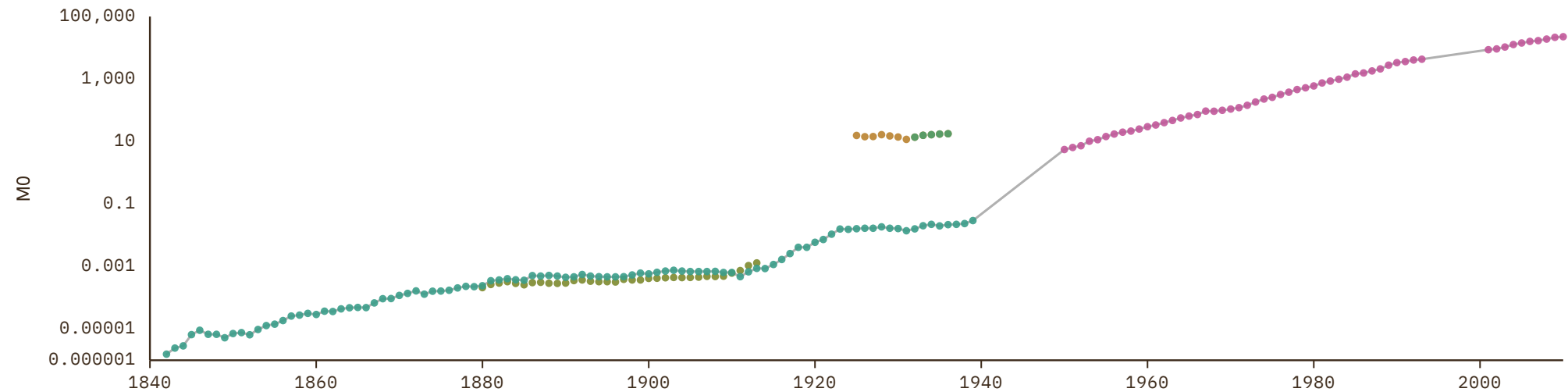
UNIT  
millions of LC

## 1 Source composition

SOURCE	CODE	TIME SPAN	NOTES
National Bank of Serbia (2024)	NBS	1842 - 1949	Ratio-spliced using overlapping data in 1950: (ratio = 100%).
Brian Mitchell (2013)	Mitchell	1950 - 2010	Ratio-spliced using overlapping data in 2011: (ratio = 100%).

## 2 Harmonised series

— GMD estimate   ● FZ   ● IHD   ● IHD 2   ● Mitchell   ● NBS



# Grenada

COVERAGE  
1993–2020

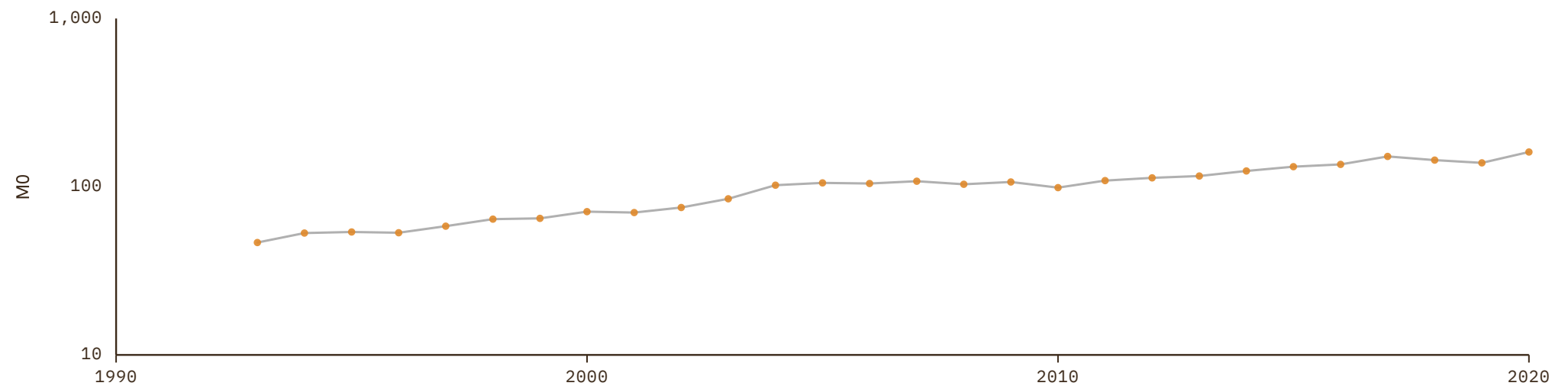
UNIT  
millions of LC

## 1 Source composition

SOURCE	CODE	TIME SPAN	NOTES
United Nations (2024)	ECLAC	1993 - 2020	Ratio-spliced using overlapping data in 2021: (ratio = 100%).

## 2 Harmonised series

— GMD estimate ● ECLAC



# Guatemala

COVERAGE  
1913–2025

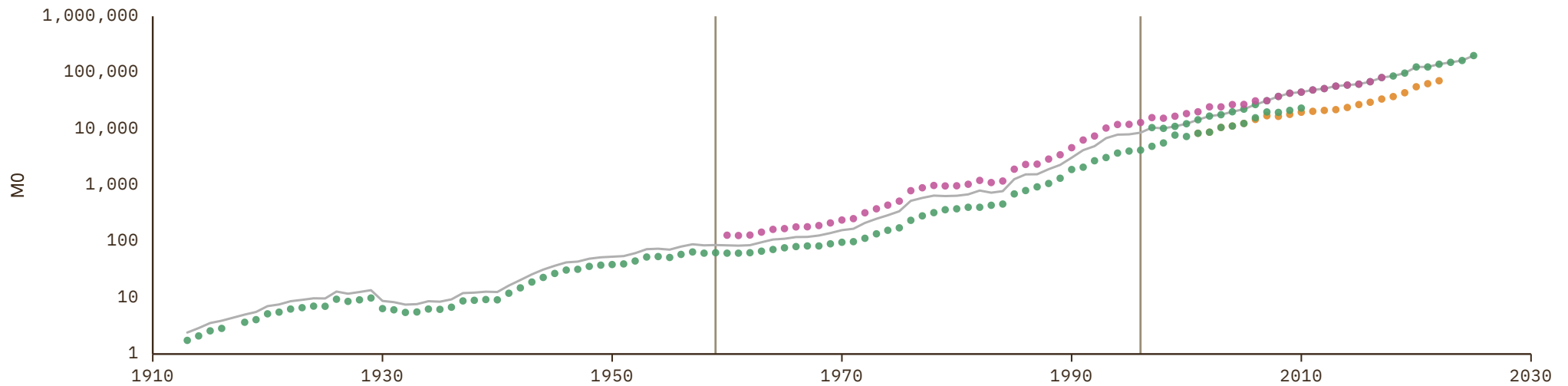
UNIT  
millions of LC

## 1 Source composition

SOURCE	CODE	TIME SPAN	NOTES
<a href="#">Brian Mitchell (2013)</a>	Mitchell	1913 - 1959	Ratio-spliced using overlapping data in 1960: (ratio = 137.3%).
<a href="#">Consejo Monetario Centroamericano (2017)</a>	SECMCA HIST	1960 - 1996	Ratio-spliced using overlapping data in 1997: (ratio = 66.1%).
<a href="#">International Monetary Fund (2025)</a>	IMF IFS	1997 - 2025	Baseline source, overlaps with anchor year 2023.

## 2 Harmonised series

— GMD estimate | Source change ● ECLAC ● IMF IFS ● Mitchell ● SECMCA HIST



# Guinea

COVERAGE  
2009–2024

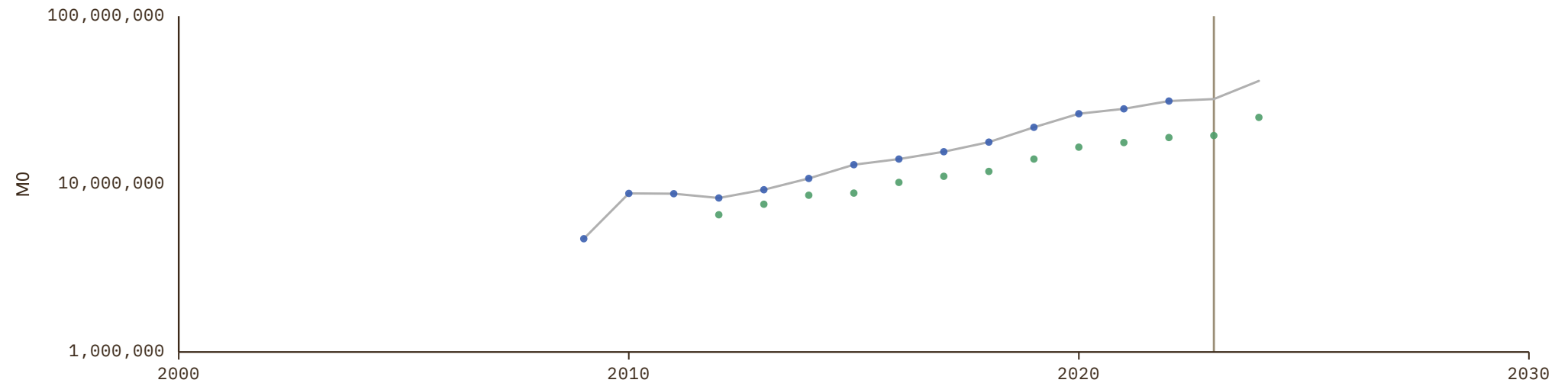
UNIT  
millions of LC

## 1 Source composition

SOURCE	CODE	TIME SPAN	NOTES
<a href="#">African Union (2024)</a>	AFRISTAT	2009 - 2022	Ratio-spliced using overlapping data in 2023: (ratio = 100%).
<a href="#">International Monetary Fund (2025)</a>	IMF IFS	2023 - 2024	Baseline source, overlaps with anchor year 2023.

## 2 Harmonised series

— GMD estimate | Source change ● AFRISTAT ● IMF IFS



# Guinea-Bissau

COVERAGE  
1990–2025

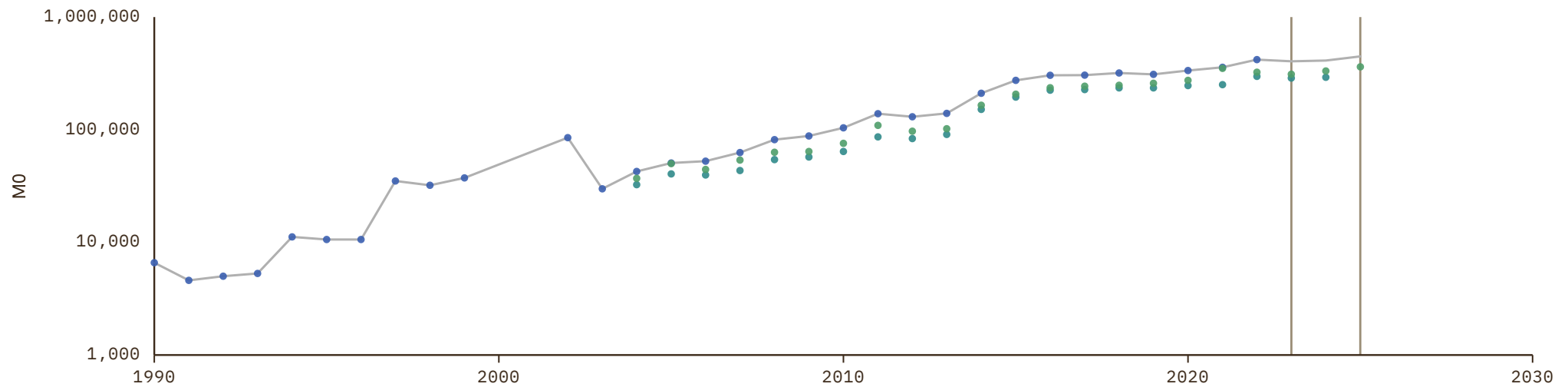
UNIT  
millions of LC

## 1 Source composition

SOURCE	CODE	TIME SPAN	NOTES
<a href="#">African Union (2024)</a>	AFRISTAT	1990 - 2022	Ratio-spliced using overlapping data in 2023: (ratio = 100%).
<a href="#">BCEAO (2024)</a>	BCEAO	2023 - 2024	Baseline source, overlaps with anchor year 2023.
<a href="#">International Monetary Fund (2025)</a>	IMF IFS	2025 - 2025	Ratio-spliced using overlapping data in 2026: (ratio = 123.9%).

## 2 Harmonised series

— GMD estimate | Source change ● AFRISTAT ● BCEAO ● IMF IFS



# Guyana

COVERAGE  
1955–2025

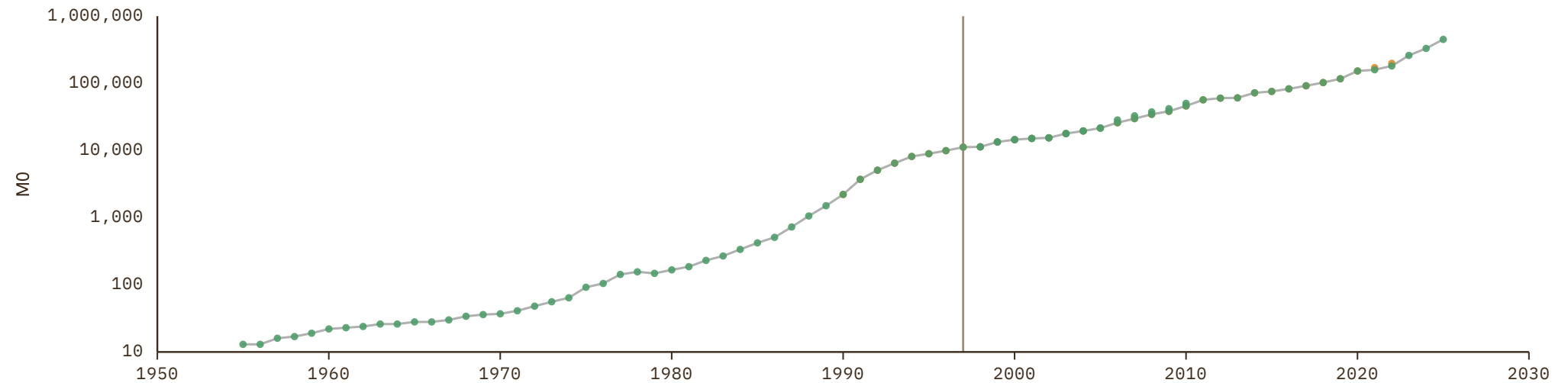
UNIT  
millions of LC

## 1 Source composition

SOURCE	CODE	TIME SPAN	NOTES
<a href="#">Brian Mitchell (2013)</a>	Mitchell	1955 - 1997	Ratio-spliced using overlapping data in 1998: (ratio = 100%).
<a href="#">International Monetary Fund (2025)</a>	IMF IFS	1998 - 2025	Baseline source, overlaps with anchor year 2023.

## 2 Harmonised series

— GMD estimate | Source change ● ECLAC ● IMF IFS ● Mitchell



# Haiti

COVERAGE  
1950–2022

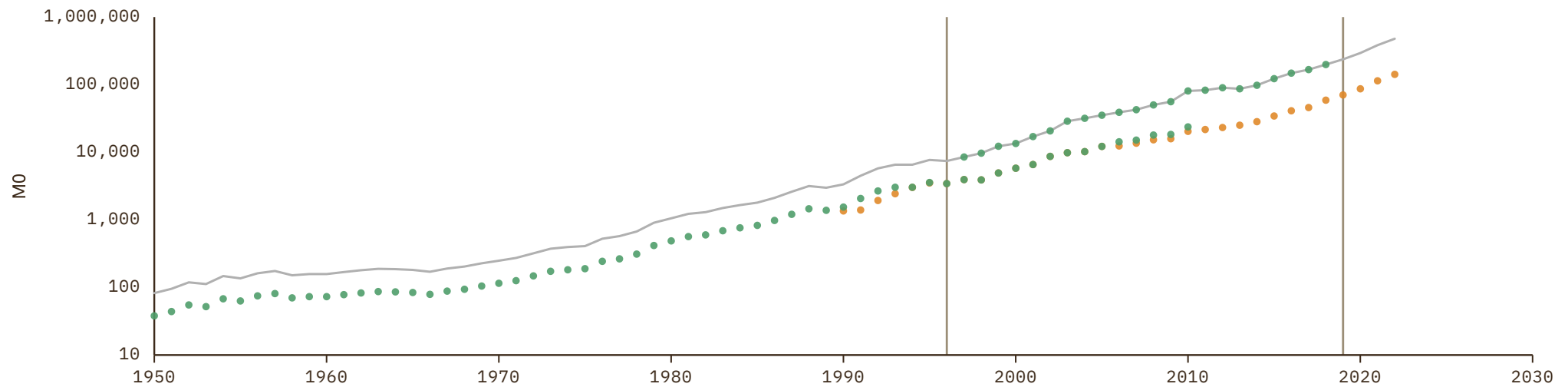
UNIT  
millions of LC

## 1 Source composition

SOURCE	CODE	TIME SPAN	NOTES
<a href="#">Brian Mitchell (2013)</a>	Mitchell	1950 - 1996	Ratio-spliced using overlapping data in 1997: (ratio = 216.3%).
<a href="#">International Monetary Fund (2025)</a>	IMF IFS	1997 - 2018	Ratio-spliced using overlapping data in 2019: (ratio = 100%).
<a href="#">United Nations (2024)</a>	ECLAC	2019 - 2022	Ratio-spliced using overlapping data in 2023: (ratio = 337%).

## 2 Harmonised series

— GMD estimate | Source change ● ECLAC ● IMF IFS ● Mitchell



# Honduras

COVERAGE  
1936–2025

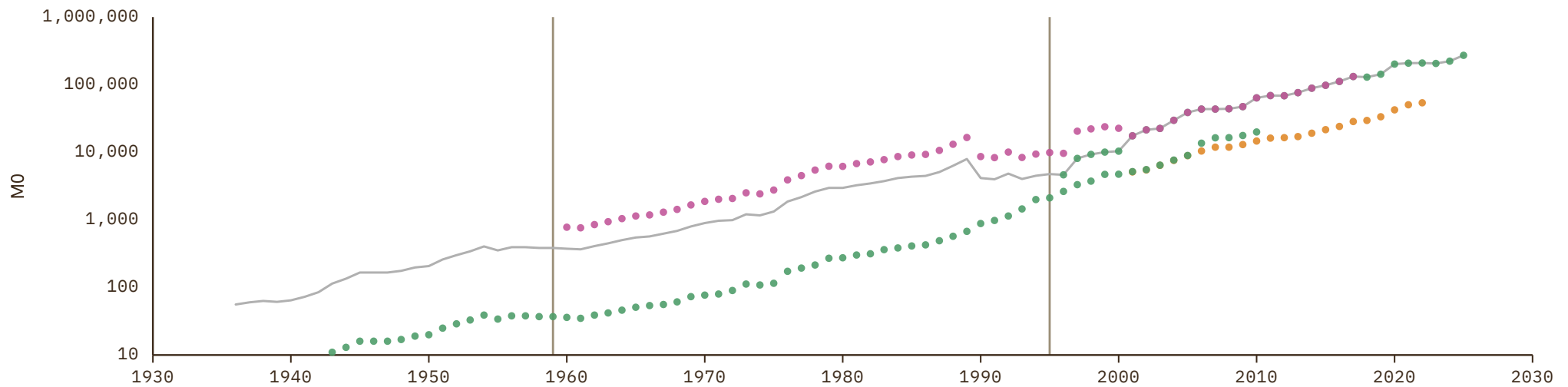
UNIT  
millions of LC

## 1 Source composition

SOURCE	CODE	TIME SPAN	NOTES
<a href="#">Brian Mitchell (2013)</a>	Mitchell	1936 - 1959	Ratio-spliced using overlapping data in 1960: (ratio = 1036.6%).
<a href="#">Consejo Monetario Centroamericano (2017)</a>	SECMCA HIST	1960 - 1995	Ratio-spliced using overlapping data in 1996: (ratio = 48%).
<a href="#">International Monetary Fund (2025)</a>	IMF IFS	1996 - 2025	Baseline source, overlaps with anchor year 2023.

## 2 Harmonised series

— GMD estimate | Source change ● ECLAC ● IMF IFS ● Mitchell ● SECMCA HIST



# Hong Kong

COVERAGE  
1852–2025

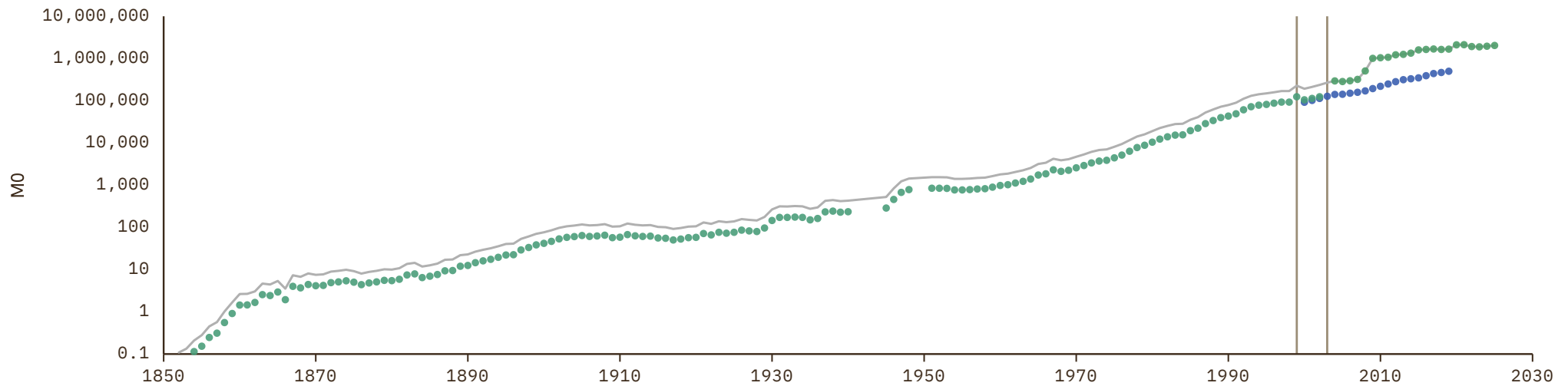
UNIT  
millions of LC

## 1 Source composition

SOURCE	CODE	TIME SPAN	NOTES
Hong Kong Institute (2024)	CS1 HKG	1852 - 1999	Ratio-spliced using overlapping data in 2000: (ratio = 182.6%).
Asian Development Bank (2024)	ADB	2000 - 2003	Ratio-spliced using overlapping data in 2004: (ratio = 209.8%).
International Monetary Fund (2025)	IMF IFS	2004 - 2025	Baseline source, overlaps with anchor year 2023.

## 2 Harmonised series

— GMD estimate | Source change ● ADB ● IMF IFS ● CS1



# Hungary

COVERAGE  
1920–1944

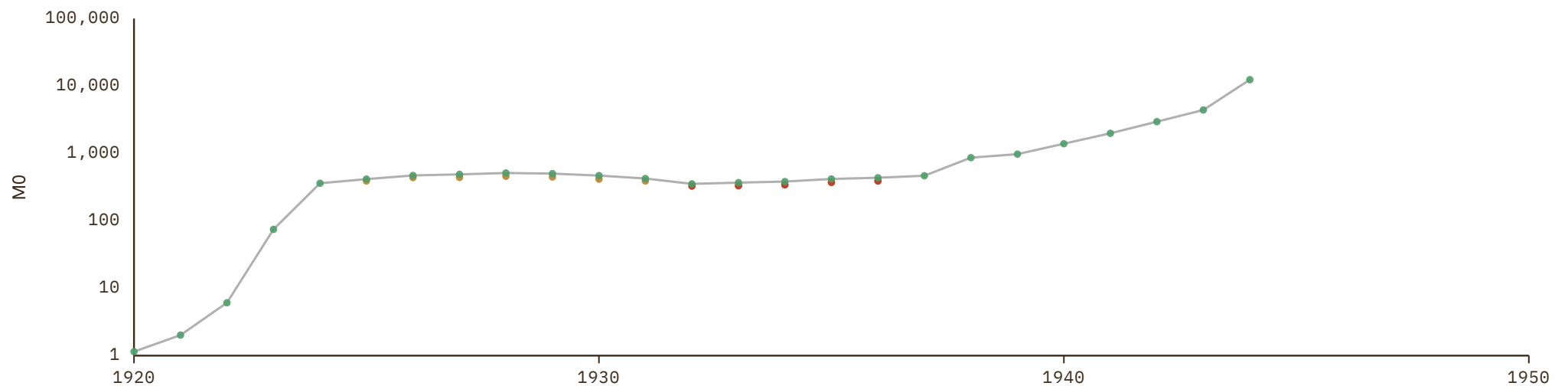
UNIT  
millions of LC

## 1 Source composition

SOURCE	CODE	TIME SPAN	NOTES
Brian Mitchell (2013)	Mitchell	1920 - 1944	Ratio-spliced using overlapping data in 1945: (ratio = 100%).

## 2 Harmonised series

— GMD estimate   ● IHD   ● IHD 2   ● Mitchell



# Iceland

COVERAGE  
1886–2024

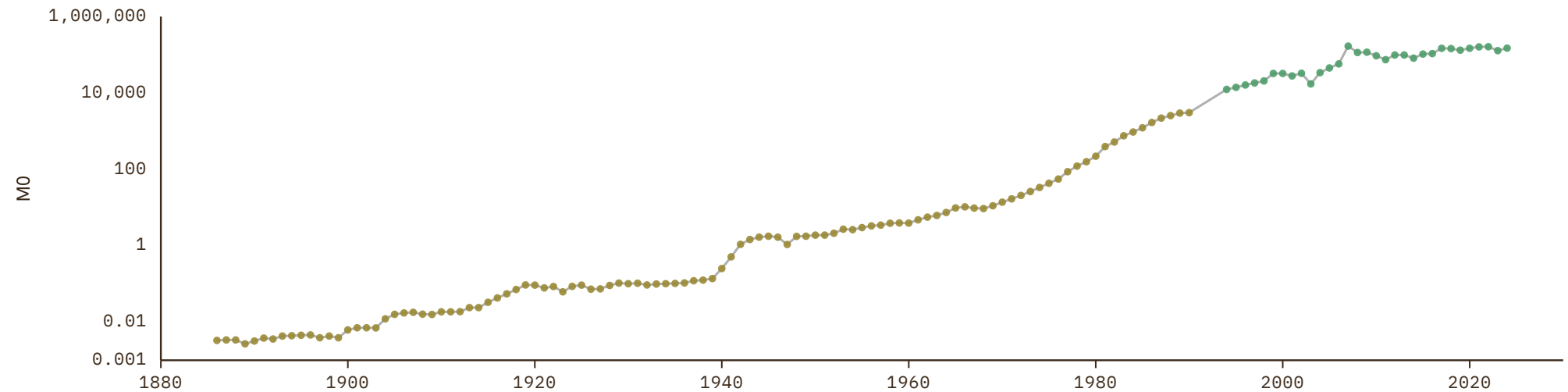
UNIT  
millions of LC

## 1 Source composition

SOURCE	CODE	TIME SPAN	NOTES
<a href="#">Statistics Iceland (1997)</a>	CS2 ISL	1886 - 1993	Ratio-spliced using overlapping data in 1994: (ratio = 100%).
<a href="#">International Monetary Fund (2025)</a>	IMF IFS	1994 - 2024	Baseline source, overlaps with anchor year 2023.

## 2 Harmonised series

— GMD estimate ● IMF IFS ● CS2



# India

COVERAGE  
1862–2023

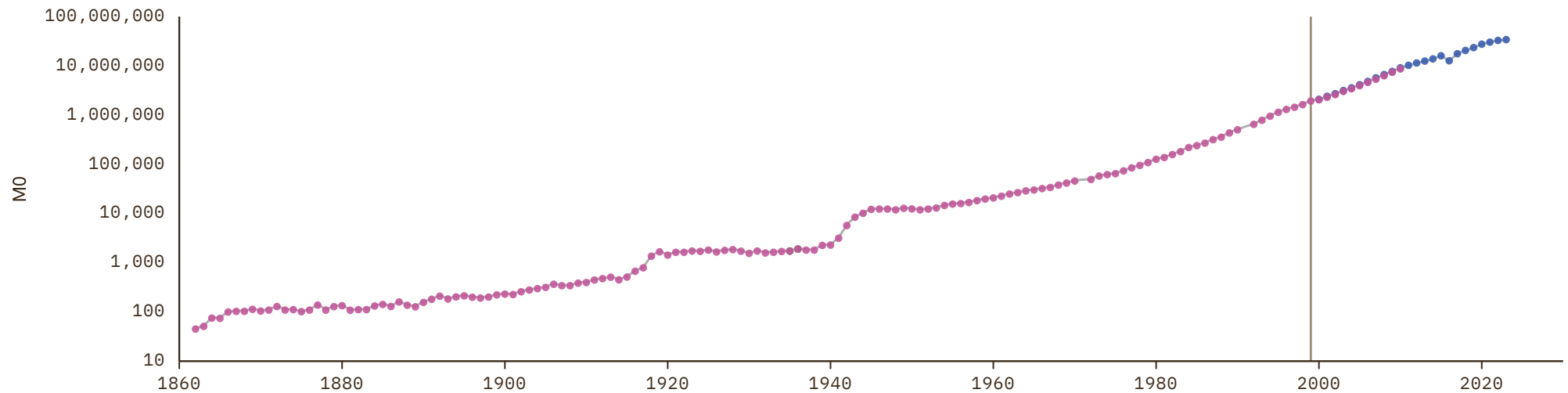
UNIT  
millions of LC

## 1 Source composition

SOURCE	CODE	TIME SPAN	NOTES
<a href="#">Brian Mitchell (2013)</a>	Mitchell	1862 - 1999	Ratio-spliced using overlapping data in 2000: (ratio = 102.8%).
<a href="#">Asian Development Bank (2024)</a>	ADB	2000 - 2023	Ratio-spliced using overlapping data in 2024: (ratio = 100%).

## 2 Harmonised series

— GMD estimate | Source change ● ADB ● IHD ● IHD 2 ● Mitchell



# Indonesia

COVERAGE  
1886–2025

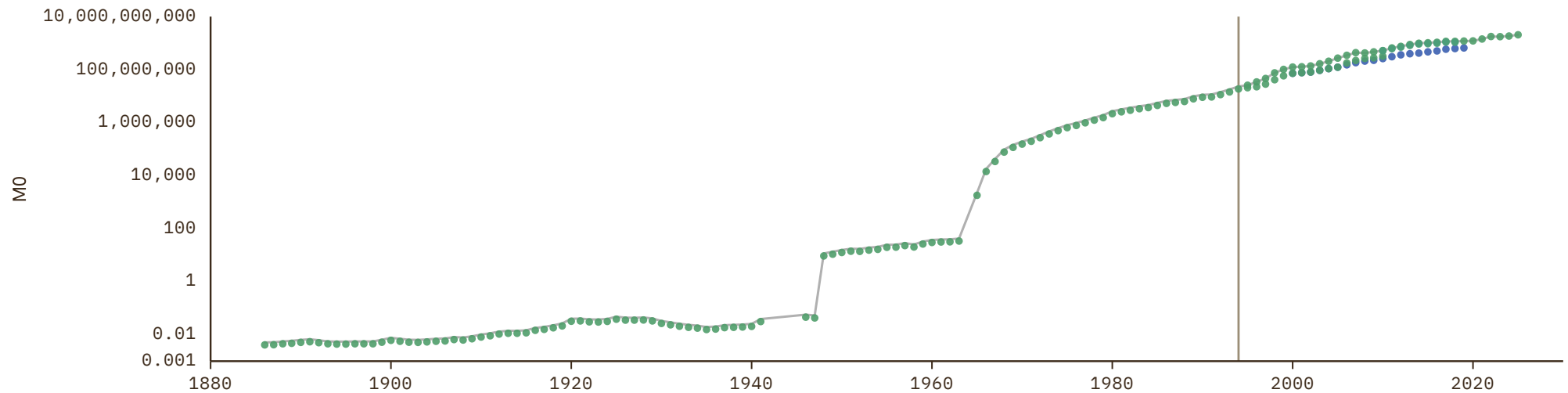
UNIT  
millions of LC

## 1 Source composition

SOURCE	CODE	TIME SPAN	NOTES
<a href="#">Brian Mitchell (2013)</a>	Mitchell	1886 - 1994	Ratio-spliced using overlapping data in 1995: (ratio = 124.2%).
<a href="#">International Monetary Fund (2025)</a>	IMF IFS	1995 - 2025	Baseline source, overlaps with anchor year 2023.

## 2 Harmonised series

— GMD estimate | Source change ● ADB ● IMF IFS ● Mitchell ● CS1



# Iran

COVERAGE  
1901–2009

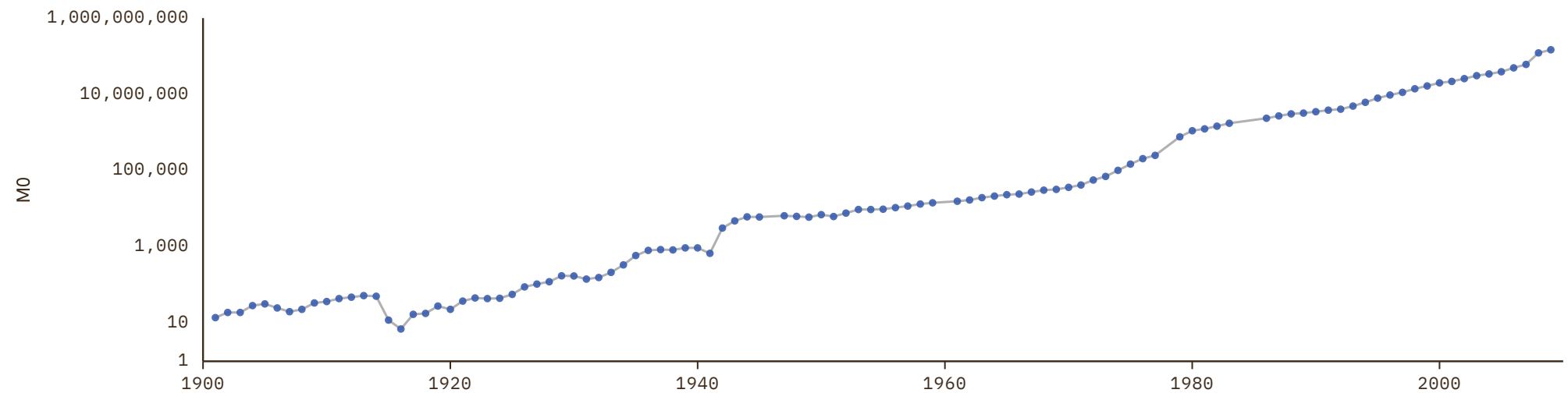
UNIT  
millions of LC

## 1 Source composition

SOURCE	CODE	TIME SPAN	NOTES
Brian Mitchell (2013)	Mitchell	1901 - 2009	Ratio-spliced using overlapping data in 2010: (ratio = 100%).

## 2 Harmonised series

— GMD estimate ● Mitchell



# Iraq

COVERAGE  
1932–2010

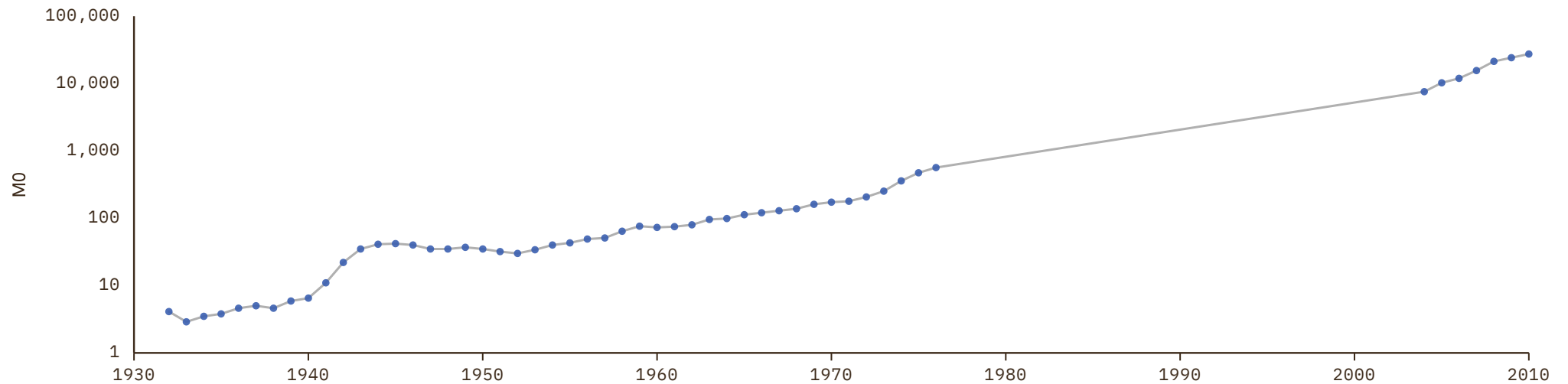
UNIT  
millions of LC

## 1 Source composition

SOURCE	CODE	TIME SPAN	NOTES
Brian Mitchell (2013)	Mitchell	1932 - 2010	Ratio-spliced using overlapping data in 2011: (ratio = 100%).

## 2 Harmonised series

— GMD estimate ● Mitchell



# Ireland

COVERAGE  
1833–2010

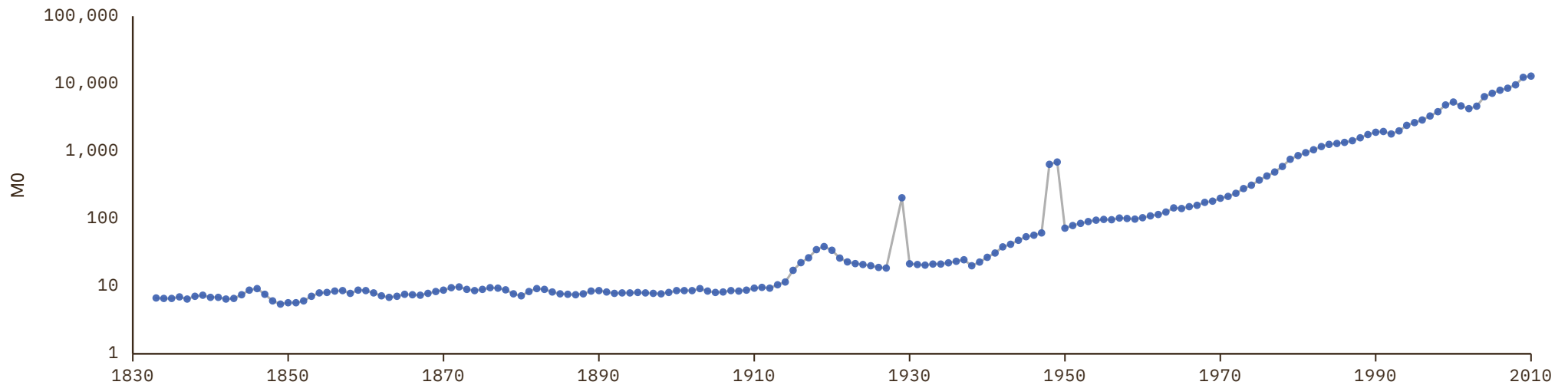
UNIT  
millions of LC

## 1 Source composition

SOURCE	CODE	TIME SPAN	NOTES
Brian Mitchell (2013)	Mitchell	1833 - 2010	Ratio-spliced using overlapping data in 2011: (ratio = 100%).

## 2 Harmonised series

— GMD estimate ● Mitchell



# Israel

COVERAGE  
1950–2024

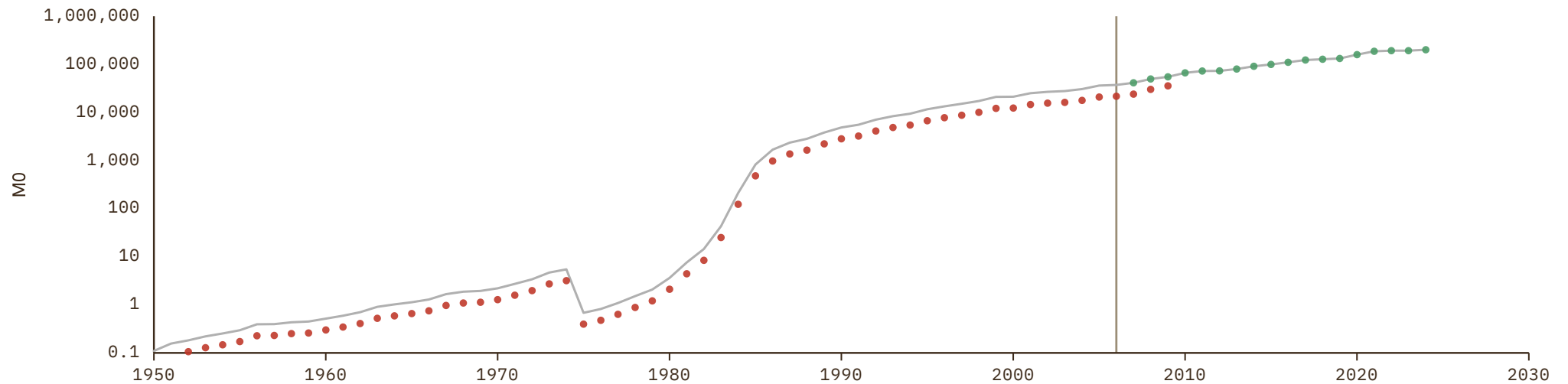
UNIT  
millions of LC

## 1 Source composition

SOURCE	CODE	TIME SPAN	NOTES
<a href="#">Brian Mitchell (2013)</a>	Mitchell	1950 - 2006	Ratio-spliced using overlapping data in 2007: (ratio = 172.2%).
<a href="#">International Monetary Fund (2025)</a>	IMF IFS	2007 - 2024	Baseline source, overlaps with anchor year 2023.

## 2 Harmonised series

— GMD estimate | Source change ● IMF IFS ● Mitchell



# Italy

COVERAGE  
1861–2014

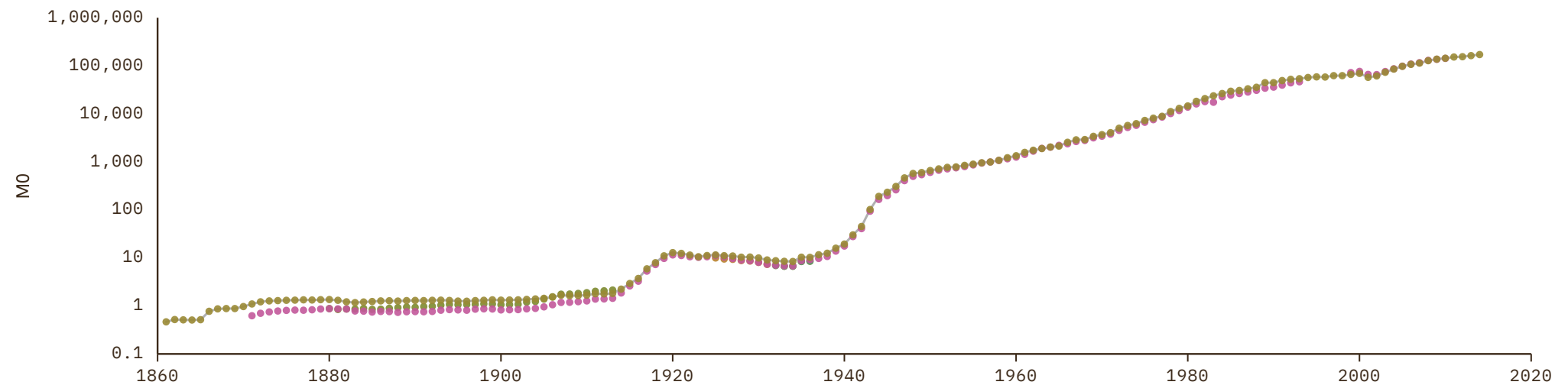
UNIT  
millions of LC

## 1 Source composition

SOURCE	CODE	TIME SPAN	NOTES
<a href="#">Piselli et al. (2023)</a>	CS2 ITA	1861 - 2014	Ratio-spliced using overlapping data in 2015: (ratio = 100%).

## 2 Harmonised series

— GMD estimate   ● FZ   ● IHD   ● IHD 2   ● Mitchell   ● CS2



# Ivory Coast

COVERAGE  
1962–2025

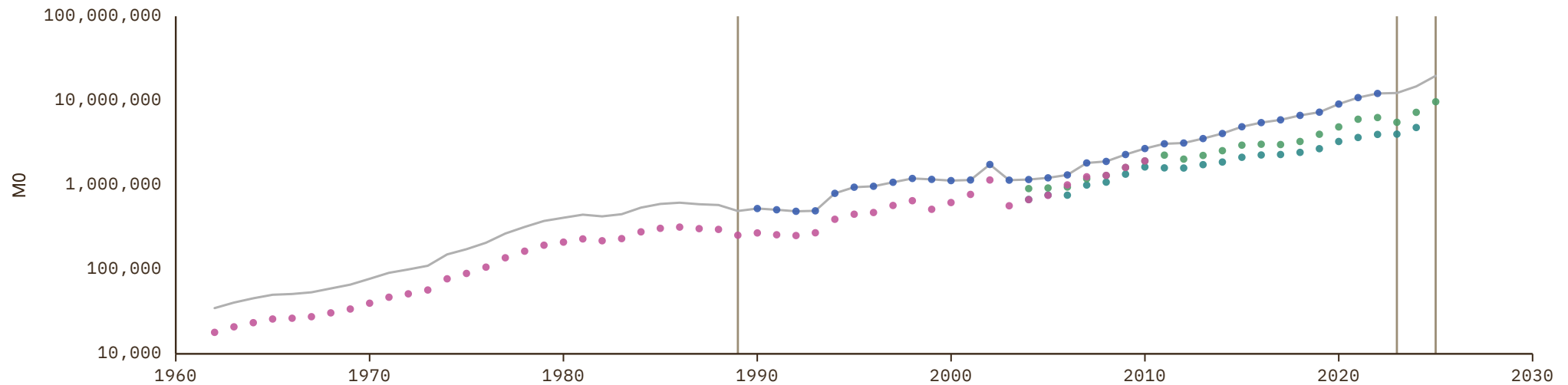
UNIT  
millions of LC

## 1 Source composition

SOURCE	CODE	TIME SPAN	NOTES
<a href="#">Brian Mitchell (2013)</a>	Mitchell	1962 - 1989	Ratio-spliced using overlapping data in 1990: (ratio = 194.2%).
<a href="#">African Union (2024)</a>	AFRISTAT	1990 - 2022	Ratio-spliced using overlapping data in 2023: (ratio = 100%).
<a href="#">BCEAO (2024)</a>	BCEAO	2023 - 2024	Baseline source, overlaps with anchor year 2023.
<a href="#">International Monetary Fund (2025)</a>	IMF IFS	2025 - 2025	Ratio-spliced using overlapping data in 2026: (ratio = 202.6%).

## 2 Harmonised series

— GMD estimate | Source change ● AFRISTAT ● BCEAO ● IMF IFS ● Mitchell



# Jamaica

COVERAGE  
1937–2025

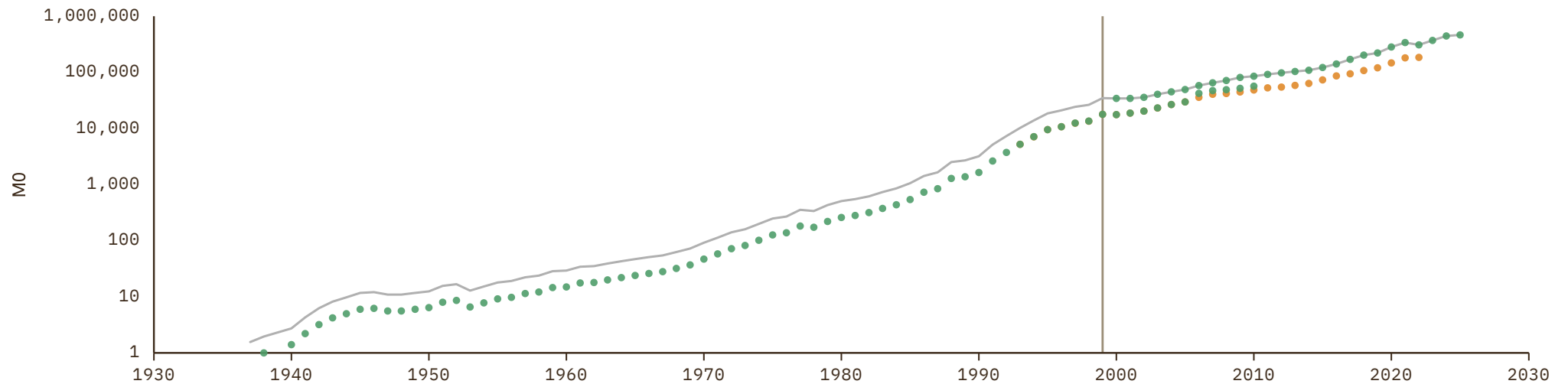
UNIT  
millions of LC

## 1 Source composition

SOURCE	CODE	TIME SPAN	NOTES
<a href="#">Brian Mitchell (2013)</a>	Mitchell	1937 - 1999	Ratio-spliced using overlapping data in 2000: (ratio = 195.5%).
<a href="#">International Monetary Fund (2025)</a>	IMF IFS	2000 - 2025	Baseline source, overlaps with anchor year 2023.

## 2 Harmonised series

— GMD estimate | Source change ● ECLAC ● IMF IFS ● Mitchell



# Japan

COVERAGE

1868–2024

UNIT

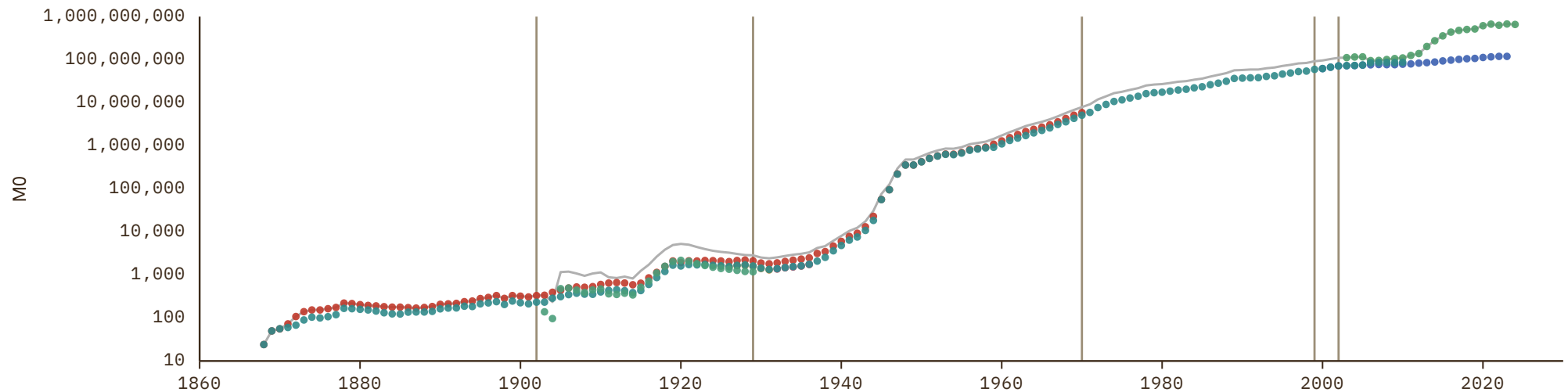
millions of LC

## 1 Source composition

SOURCE	CODE	TIME SPAN	NOTES
<a href="#">IEC (2020)</a>	AHSTAT	1868 - 1902	Ratio-spliced using overlapping data in 1903: (ratio = 100.1%).
<a href="#">Bank of Japan (2024)</a>	CS1 JPN	1903 - 1929	Ratio-spliced using overlapping data in 1930: (ratio = 241.8%).
<a href="#">IEC (2020)</a>	AHSTAT	1930 - 1970	Ratio-spliced using overlapping data in 1971: (ratio = 133.8%).
<a href="#">Brian Mitchell (2013)</a>	Mitchell	1971 - 1999	Ratio-spliced using overlapping data in 2000: (ratio = 154.8%).
<a href="#">Asian Development Bank (2024)</a>	ADB	2000 - 2002	Ratio-spliced using overlapping data in 2003: (ratio = 154.8%).
<a href="#">International Monetary Fund (2025)</a>	IMF IFS	2003 - 2024	Baseline source, overlaps with anchor year 2023.

## 2 Harmonised series

— GMD estimate | Source change ● ADB ● AHSTAT ● IHD ● IHD 2 ● IMF IFS ● Mitchell ● CS1



# Jordan

COVERAGE  
1951–2024

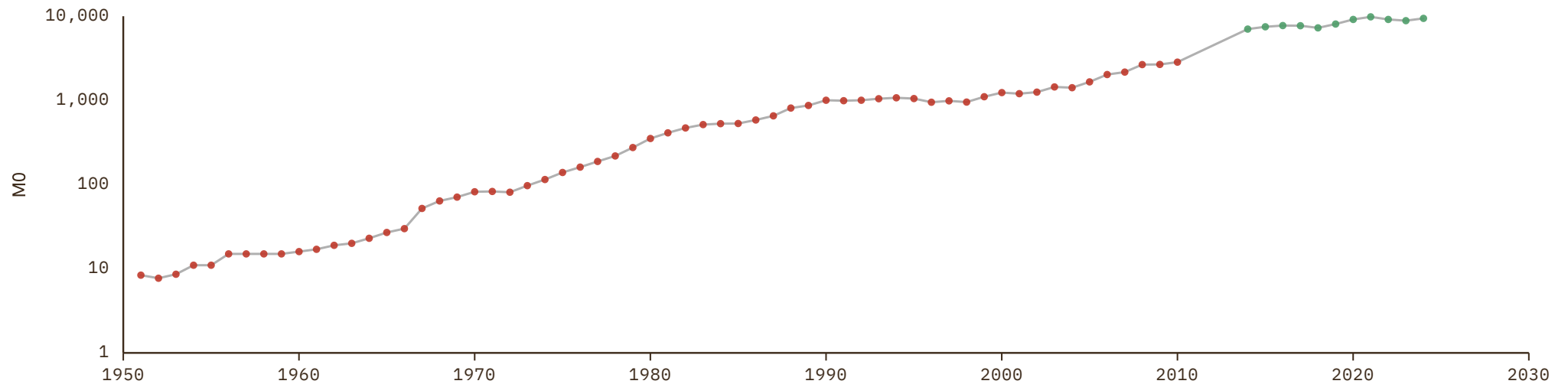
UNIT  
millions of LC

## 1 Source composition

SOURCE	CODE	TIME SPAN	NOTES
<a href="#">Brian Mitchell (2013)</a>	Mitchell	1951 - 2013	Ratio-spliced using overlapping data in 2014: (ratio = 100%).
<a href="#">International Monetary Fund (2025)</a>	IMF IFS	2014 - 2024	Baseline source, overlaps with anchor year 2023.

## 2 Harmonised series

— GMD estimate ● IMF IFS ● Mitchell



# Kazakhstan

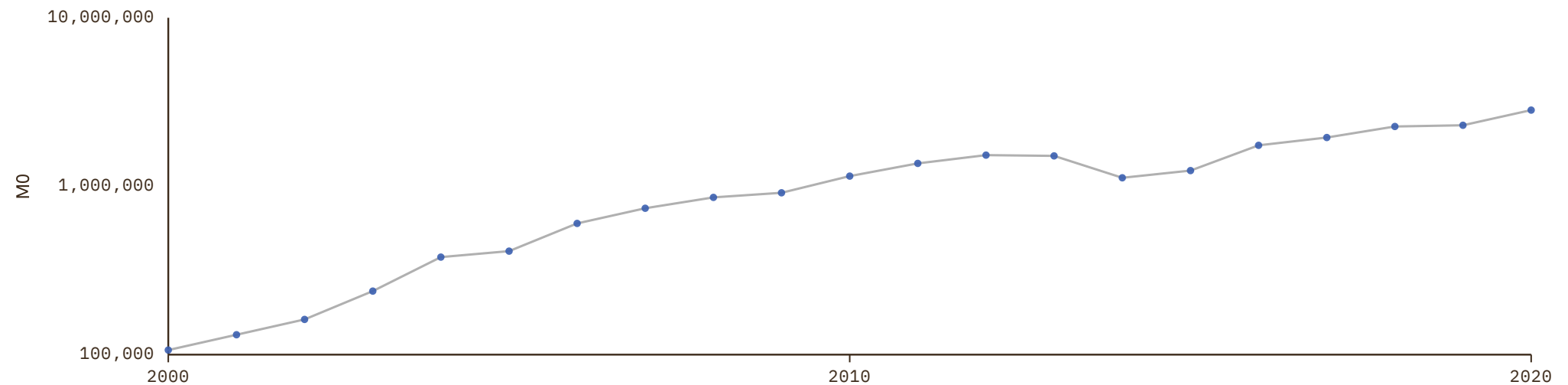
COVERAGE  
2000–2020UNIT  
millions of LC

## 1 Source composition

SOURCE	CODE	TIME SPAN	NOTES
Asian Development Bank (2024)	ADB	2000 - 2020	Ratio-spliced using overlapping data in 2021: (ratio = 100%).

## 2 Harmonised series

— GMD estimate ● ADB



# Kenya

COVERAGE  
1938–2010

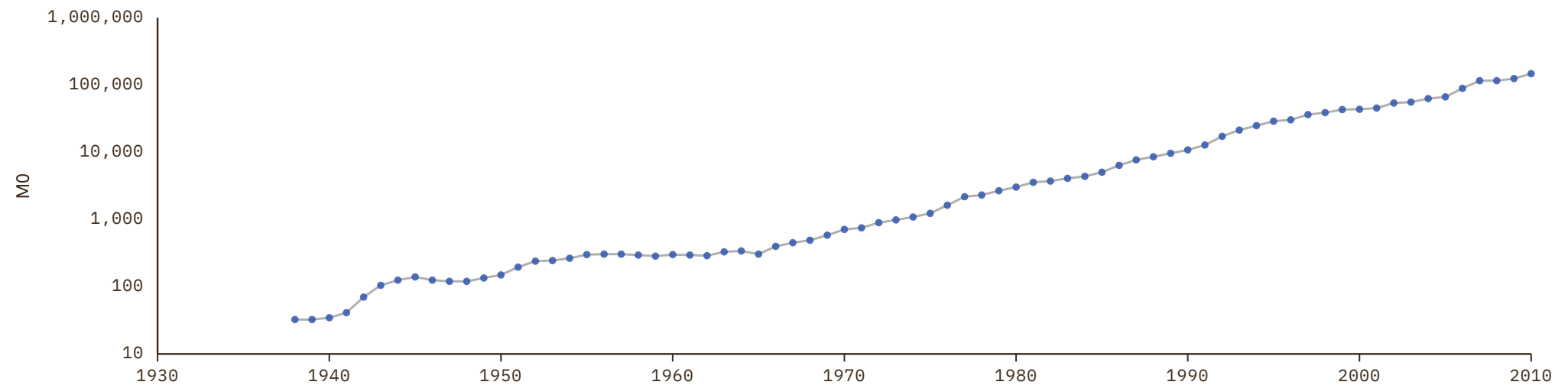
UNIT  
millions of LC

## 1 Source composition

SOURCE	CODE	TIME SPAN	NOTES
Brian Mitchell (2013)	Mitchell	1938 - 2010	Ratio-spliced using overlapping data in 2011: (ratio = 100%).

## 2 Harmonised series

— GMD estimate ● Mitchell



# Kuwait

COVERAGE  
1960–2025

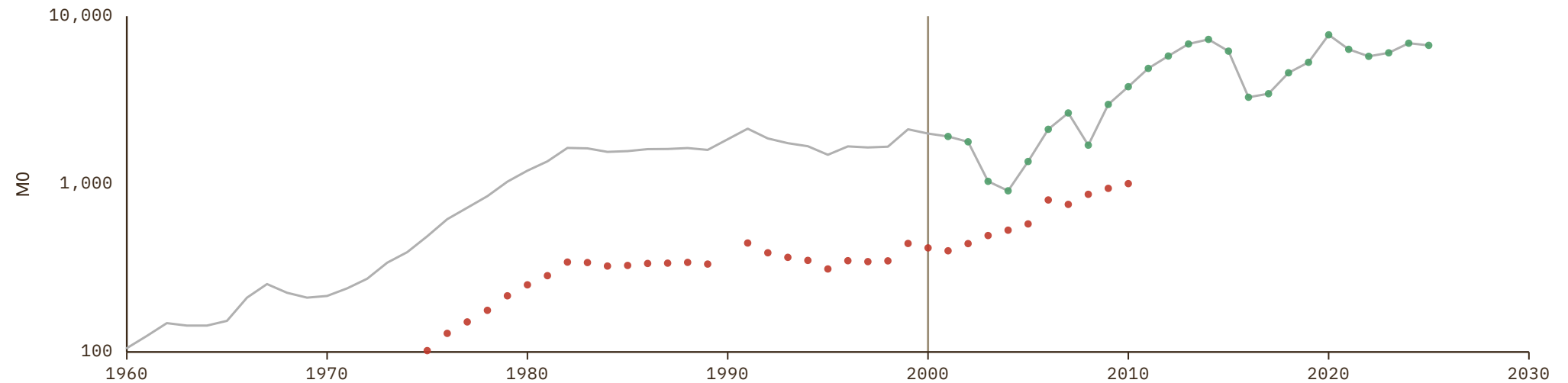
UNIT  
millions of LC

## 1 Source composition

SOURCE	CODE	TIME SPAN	NOTES
<a href="#">Brian Mitchell (2013)</a>	Mitchell	1960 - 2000	Ratio-spliced using overlapping data in 2001: (ratio = 479%).
<a href="#">International Monetary Fund (2025)</a>	IMF IFS	2001 - 2025	Baseline source, overlaps with anchor year 2023.

## 2 Harmonised series

— GMD estimate | Source change ● IMF IFS ● Mitchell



# Kyrgyzstan

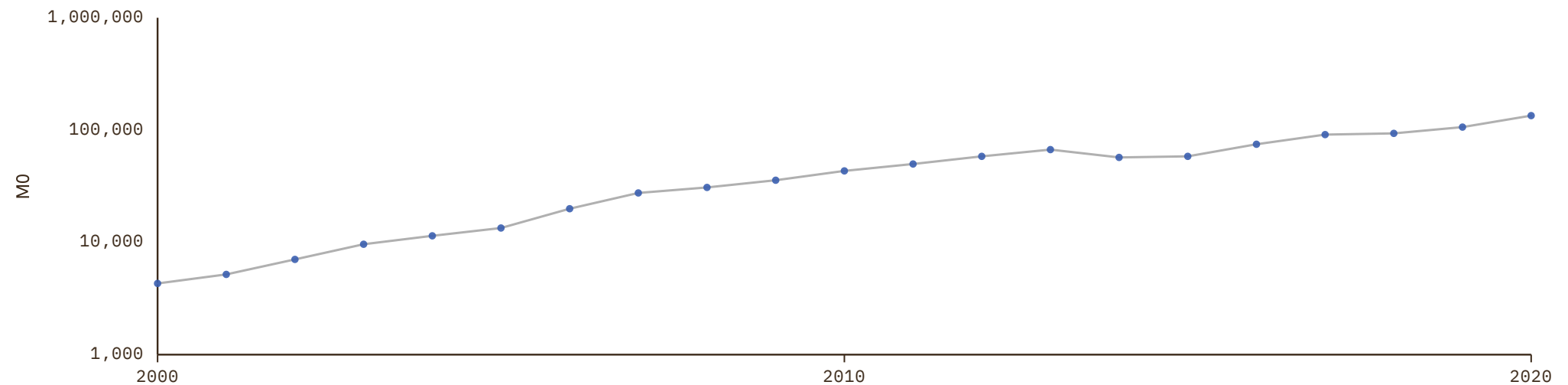
COVERAGE  
2000–2020UNIT  
millions of LC

## 1 Source composition

SOURCE	CODE	TIME SPAN	NOTES
Asian Development Bank (2024)	ADB	2000 - 2020	Ratio-spliced using overlapping data in 2021: (ratio = 100%).

## 2 Harmonised series

— GMD estimate ● ADB



# Laos

COVERAGE

2000–2019

UNIT

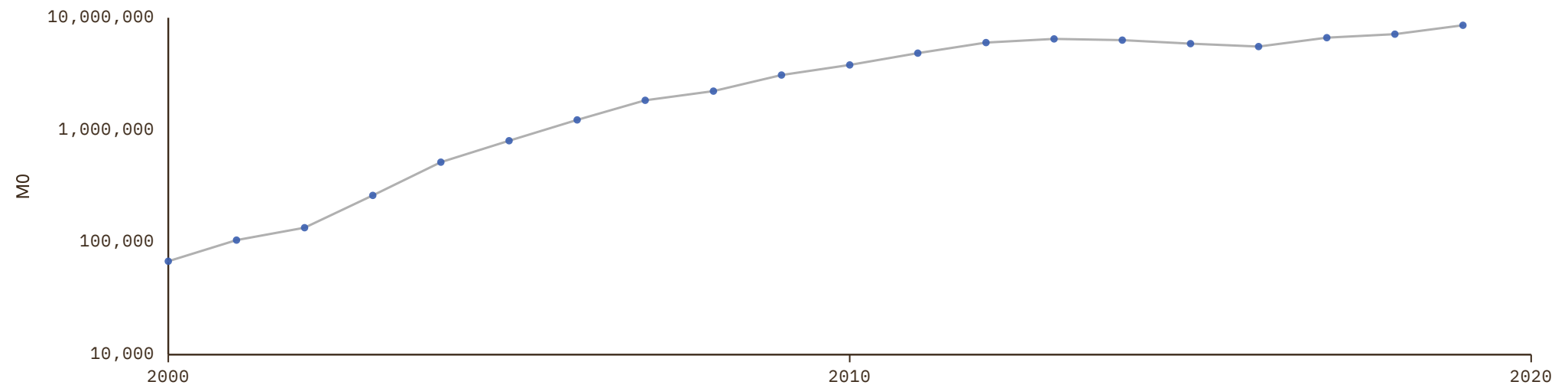
millions of LC

## 1 Source composition

SOURCE	CODE	TIME SPAN	NOTES
Asian Development Bank (2024)	ADB	2000 - 2019	Ratio-spliced using overlapping data in 2020: (ratio = 100%).

## 2 Harmonised series

— GMD estimate ● ADB



# Latvia

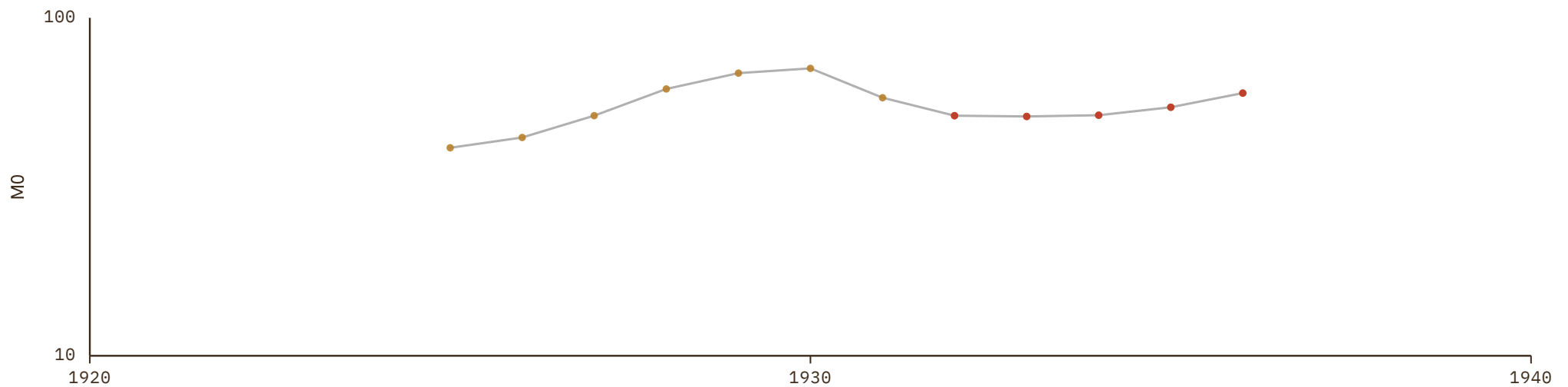
COVERAGE  
1925–1936UNIT  
millions of LC

## 1 Source composition

SOURCE	CODE	TIME SPAN	NOTES
<a href="#">Ellison et al. (2024)</a>	IHD	1925 - 1936	Ratio-spliced using overlapping data in 1937: (ratio = 100%).

## 2 Harmonised series

— GMD estimate ● IHD ● IHD 2



# Lebanon

COVERAGE  
1939–2010

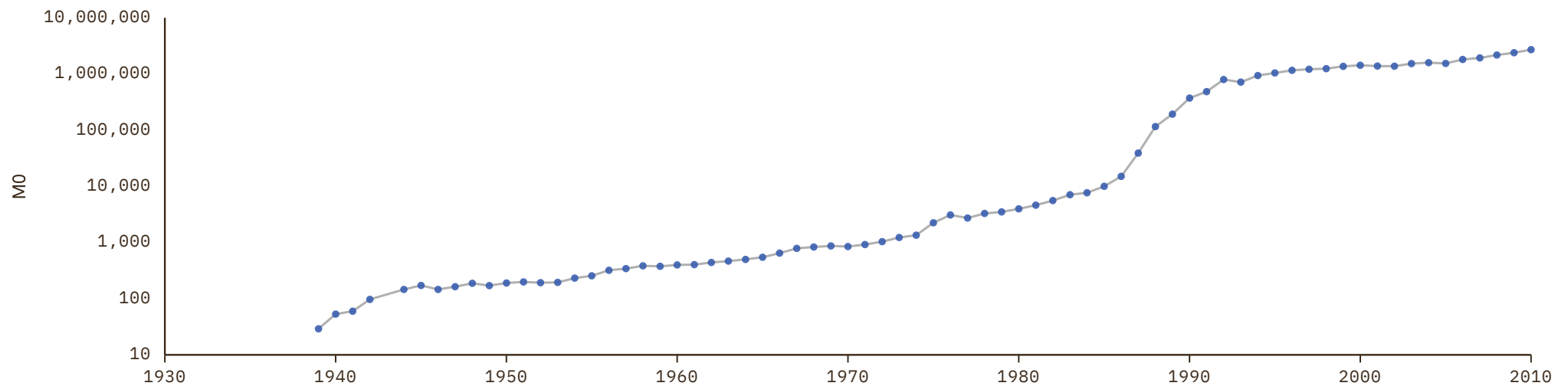
UNIT  
millions of LC

## 1 Source composition

SOURCE	CODE	TIME SPAN	NOTES
Brian Mitchell (2013)	Mitchell	1939 - 2010	Ratio-spliced using overlapping data in 2011: (ratio = 100%).

## 2 Harmonised series

— GMD estimate ● Mitchell



# Libya

COVERAGE  
1956–2021

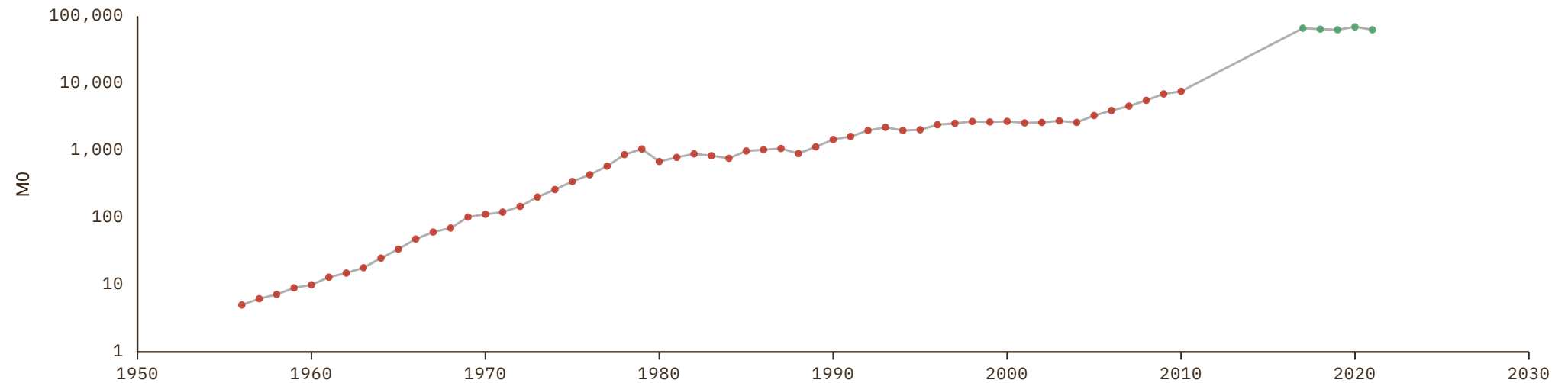
UNIT  
millions of LC

## 1 Source composition

SOURCE	CODE	TIME SPAN	NOTES
<a href="#">Brian Mitchell (2013)</a>	Mitchell	1956 - 2016	Ratio-spliced using overlapping data in 2017: (ratio = 100%).
<a href="#">International Monetary Fund (2025)</a>	IMF IFS	2017 - 2021	Ratio-spliced using overlapping data in 2022: (ratio = 100%).

## 2 Harmonised series

— GMD estimate ● IMF IFS ● Mitchell



# Lithuania

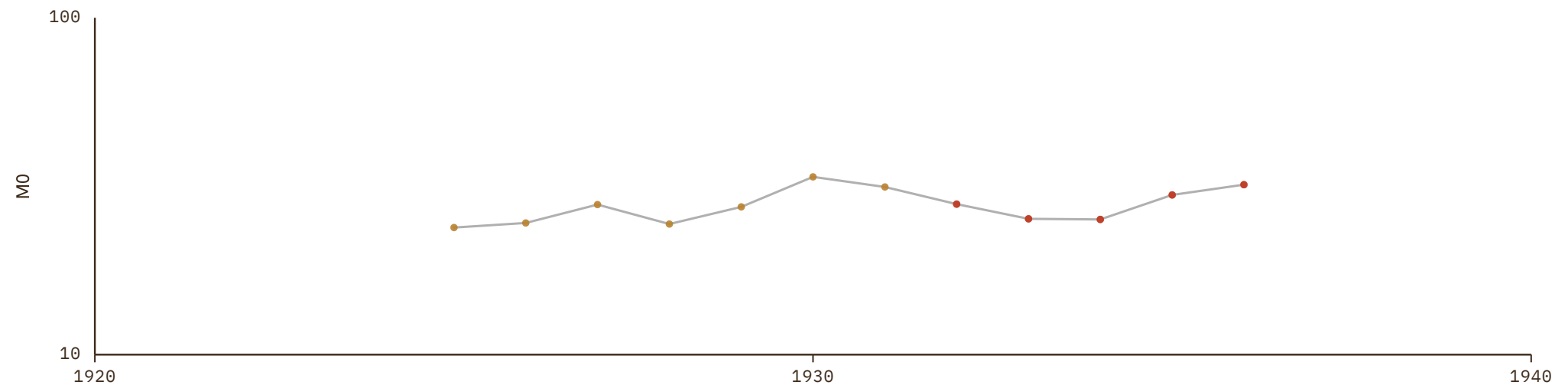
COVERAGE  
1925–1936UNIT  
millions of LC

## 1 Source composition

SOURCE	CODE	TIME SPAN	NOTES
<a href="#">Ellison et al. (2024)</a>	IHD	1925 - 1936	Ratio-spliced using overlapping data in 1937: (ratio = 100%).

## 2 Harmonised series

— GMD estimate ● IHD ● IHD 2



# Madagascar

COVERAGE  
1926–2022

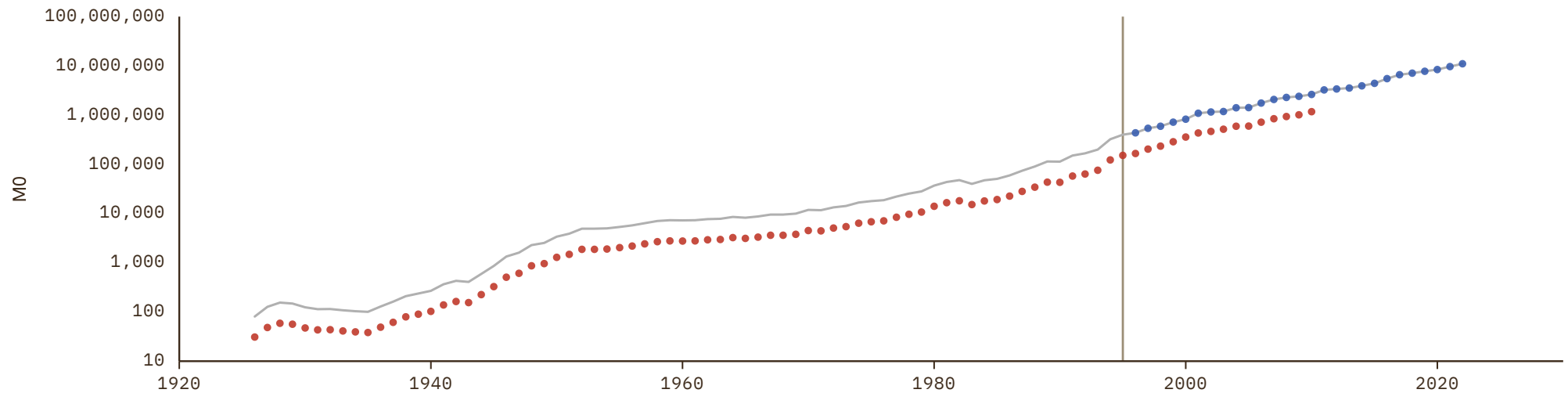
UNIT  
millions of LC

## 1 Source composition

SOURCE	CODE	TIME SPAN	NOTES
<a href="#">Brian Mitchell (2013)</a>	Mitchell	1926 - 1995	Ratio-spliced using overlapping data in 1996: (ratio = 262.9%).
<a href="#">African Union (2024)</a>	AFRISTAT	1996 - 2022	Ratio-spliced using overlapping data in 2023: (ratio = 100%).

## 2 Harmonised series

— GMD estimate | Source change ● AFRISTAT ● Mitchell



# Malawi

COVERAGE  
1965–2010

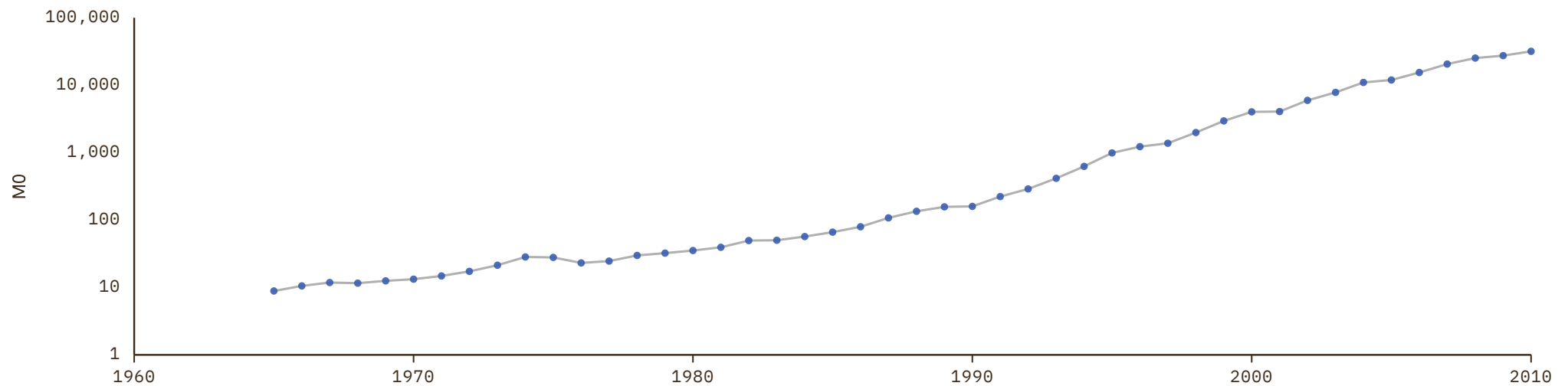
UNIT  
millions of LC

## 1 Source composition

SOURCE	CODE	TIME SPAN	NOTES
Brian Mitchell (2013)	Mitchell	1965 - 2010	Ratio-spliced using overlapping data in 2011: (ratio = 100%).

## 2 Harmonised series

— GMD estimate ● Mitchell



# Malaysia

COVERAGE  
1899–2025

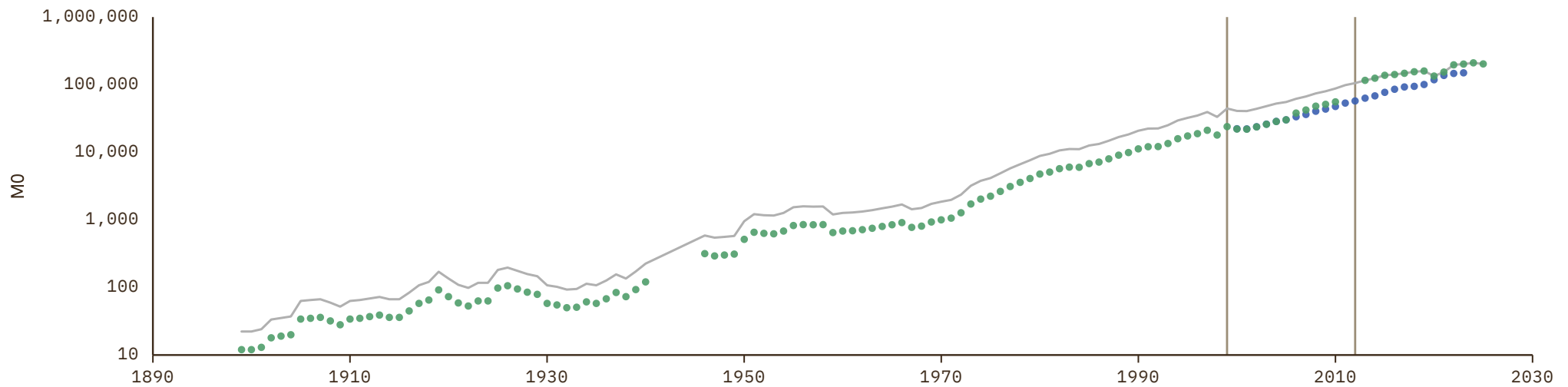
UNIT  
millions of LC

## 1 Source composition

SOURCE	CODE	TIME SPAN	NOTES
<a href="#">Brian Mitchell (2013)</a>	Mitchell	1899 - 1999	Ratio-spliced using overlapping data in 2000: (ratio = 185.7%).
<a href="#">Asian Development Bank (2024)</a>	ADB	2000 - 2012	Ratio-spliced using overlapping data in 2013: (ratio = 183.9%).
<a href="#">International Monetary Fund (2025)</a>	IMF IFS	2013 - 2025	Baseline source, overlaps with anchor year 2023.

## 2 Harmonised series

— GMD estimate | Source change ● ADB ● IMF IFS ● Mitchell



# Maldives

COVERAGE  
2000–2025

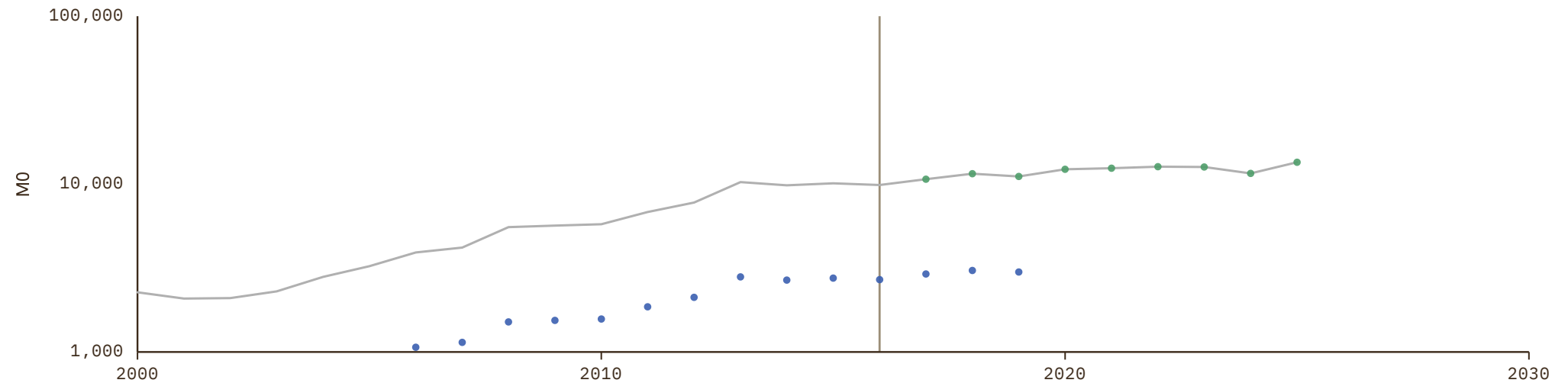
UNIT  
millions of LC

## 1 Source composition

SOURCE	CODE	TIME SPAN	NOTES
<a href="#">Asian Development Bank (2024)</a>	ADB	2000 - 2016	Ratio-spliced using overlapping data in 2017: (ratio = 366.8%).
<a href="#">International Monetary Fund (2025)</a>	IMF IFS	2017 - 2025	Baseline source, overlaps with anchor year 2023.

## 2 Harmonised series

— GMD estimate | Source change ● ADB ● IMF IFS



# Mali

COVERAGE  
1962–2025

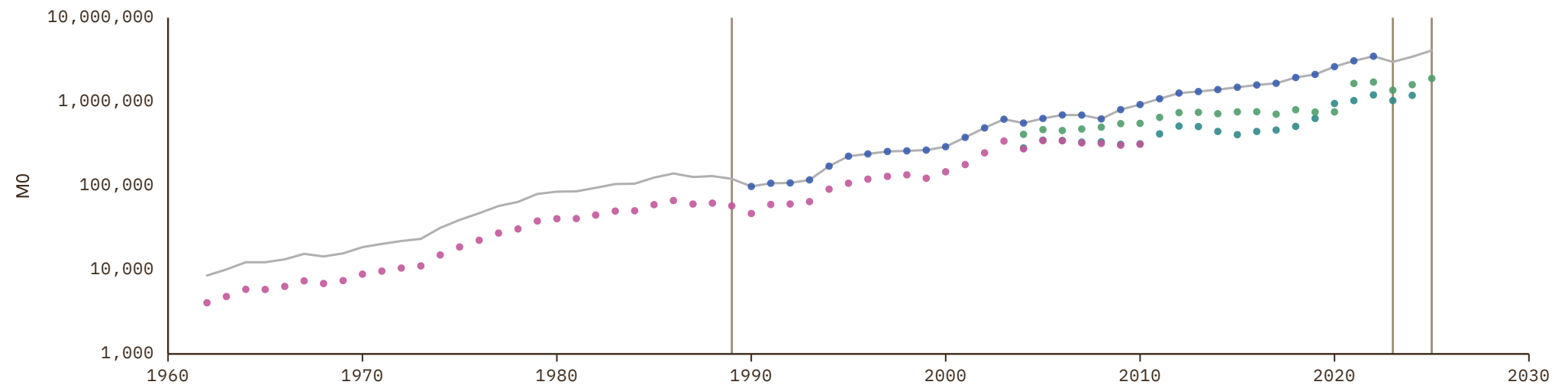
UNIT  
millions of LC

## 1 Source composition

SOURCE	CODE	TIME SPAN	NOTES
<a href="#">Brian Mitchell (2013)</a>	Mitchell	1962 - 1989	Ratio-spliced using overlapping data in 1990: (ratio = 210.1%).
<a href="#">African Union (2024)</a>	AFRISTAT	1990 - 2022	Ratio-spliced using overlapping data in 2023: (ratio = 100%).
<a href="#">BCEAO (2024)</a>	BCEAO	2023 - 2024	Baseline source, overlaps with anchor year 2023.
<a href="#">International Monetary Fund (2025)</a>	IMF IFS	2025 - 2025	Ratio-spliced using overlapping data in 2026: (ratio = 215.5%).

## 2 Harmonised series

— GMD estimate | Source change ● AFRISTAT ● BCEAO ● IMF IFS ● Mitchell



# Mauritania

COVERAGE  
1962–2022

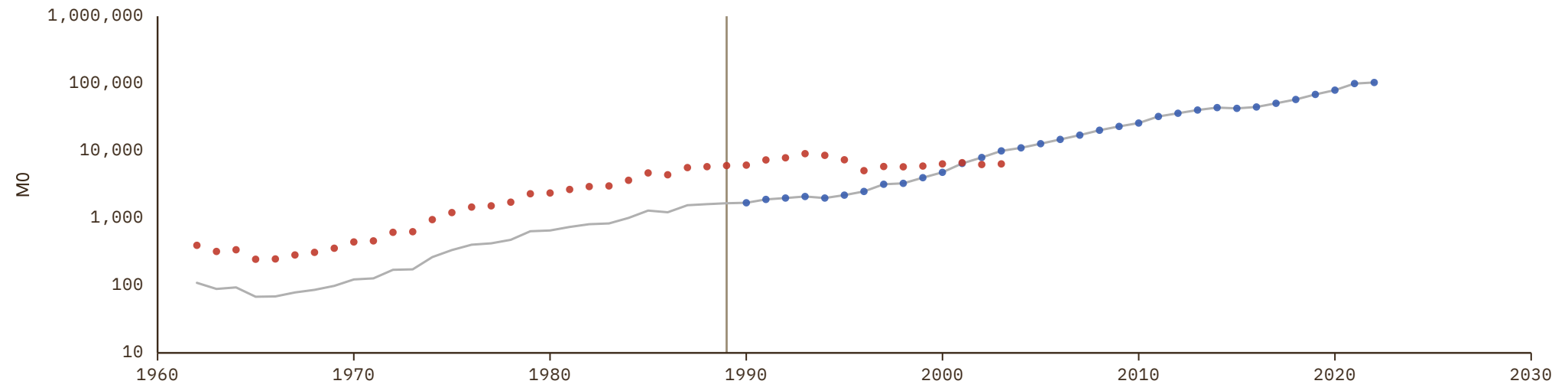
UNIT  
millions of LC

## 1 Source composition

SOURCE	CODE	TIME SPAN	NOTES
<a href="#">Brian Mitchell (2013)</a>	Mitchell	1962 - 1989	Ratio-spliced using overlapping data in 1990: (ratio = 27.7%).
<a href="#">African Union (2024)</a>	AFRISTAT	1990 - 2022	Ratio-spliced using overlapping data in 2023: (ratio = 100%).

## 2 Harmonised series

— GMD estimate | Source change ● AFRISTAT ● Mitchell



# Mauritius

COVERAGE  
1877-2025

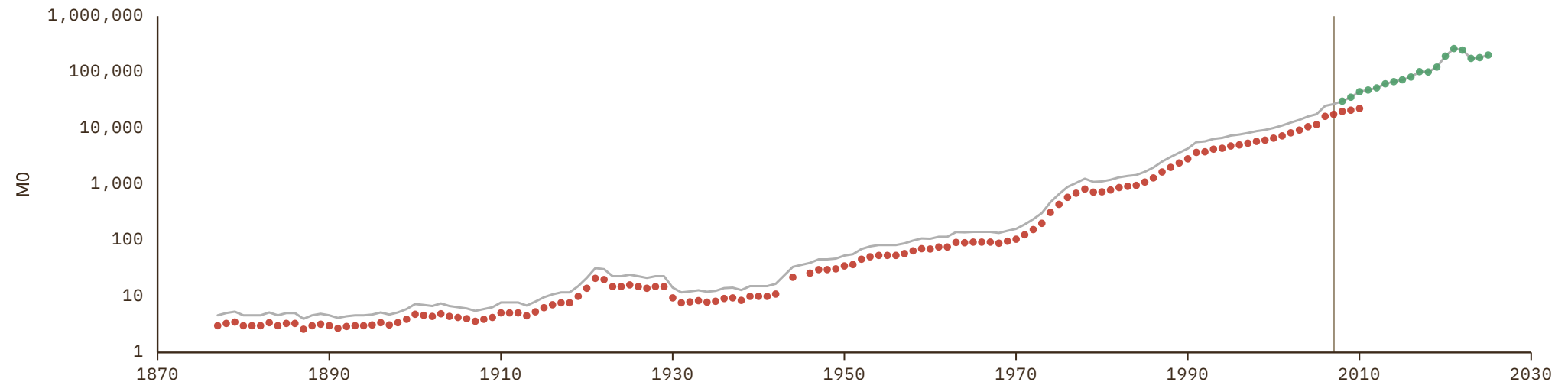
UNIT  
millions of LC

## 1 Source composition

SOURCE	CODE	TIME SPAN	NOTES
<a href="#">Brian Mitchell (2013)</a>	Mitchell	1877 - 2007	Ratio-spliced using overlapping data in 2008: (ratio = 152.9%).
<a href="#">International Monetary Fund (2025)</a>	IMF IFS	2008 - 2025	Baseline source, overlaps with anchor year 2023.

## 2 Harmonised series

— GMD estimate | Source change ● IMF IFS ● Mitchell



# Mexico

COVERAGE  
1901–2025

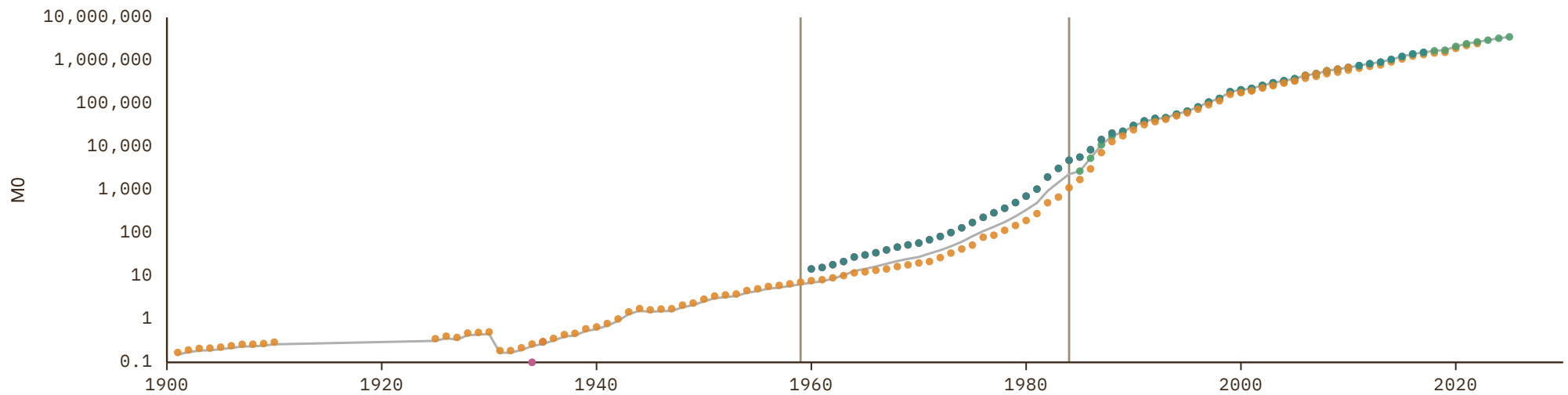
UNIT  
millions of LC

## 1 Source composition

SOURCE	CODE	TIME SPAN	NOTES
<a href="#">Brian Mitchell (2013)</a>	Mitchell	1901 - 1959	Ratio-spliced using overlapping data in 1960: (ratio = 89.1%).
<a href="#">Timothy J. Kehoe et al. (2022)</a>	MAFHOLA	1960 - 1984	Ratio-spliced using overlapping data in 1985: (ratio = 47.7%).
<a href="#">International Monetary Fund (2025)</a>	IMF IFS	1985 - 2025	Baseline source, overlaps with anchor year 2023.

## 2 Harmonised series

— GMD estimate | Source change ● ECLAC ● HFS ● IHD ● IHD 2 ● IMF IFS ● MAFHOLA ● Mitchell



# Moldova

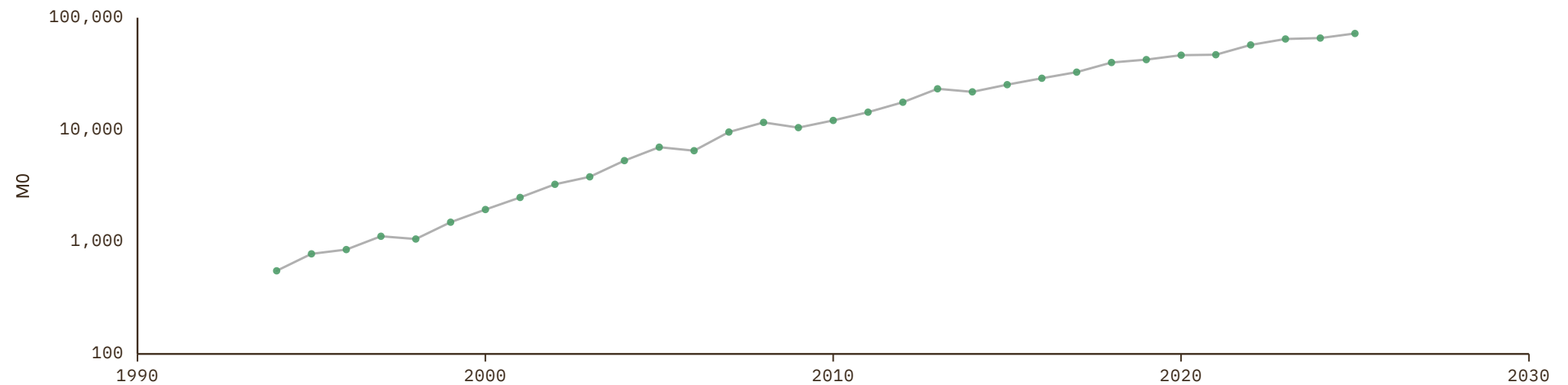
COVERAGE  
1994–2025UNIT  
millions of LC

## 1 Source composition

SOURCE	CODE	TIME SPAN	NOTES
International Monetary Fund (2025)	IMF IFS	1994 - 2025	Baseline source, overlaps with anchor year 2023.

## 2 Harmonised series

— GMD estimate ● IMF IFS



# Mongolia

COVERAGE  
2000–2024

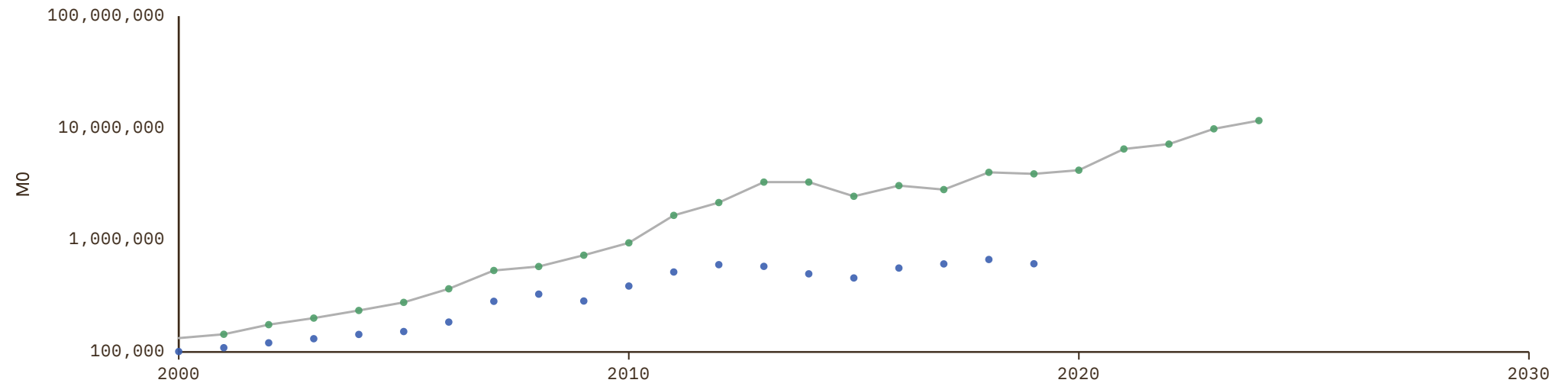
UNIT  
millions of LC

## 1 Source composition

SOURCE	CODE	TIME SPAN	NOTES
<a href="#">Asian Development Bank (2024)</a>	ADB	2000 - 2000	Ratio-spliced using overlapping data in 2001: (ratio = 131.7%).
<a href="#">International Monetary Fund (2025)</a>	IMF IFS	2001 - 2024	Baseline source, overlaps with anchor year 2023.

## 2 Harmonised series

— GMD estimate | Source change ● ADB ● IMF IFS



# Montenegro

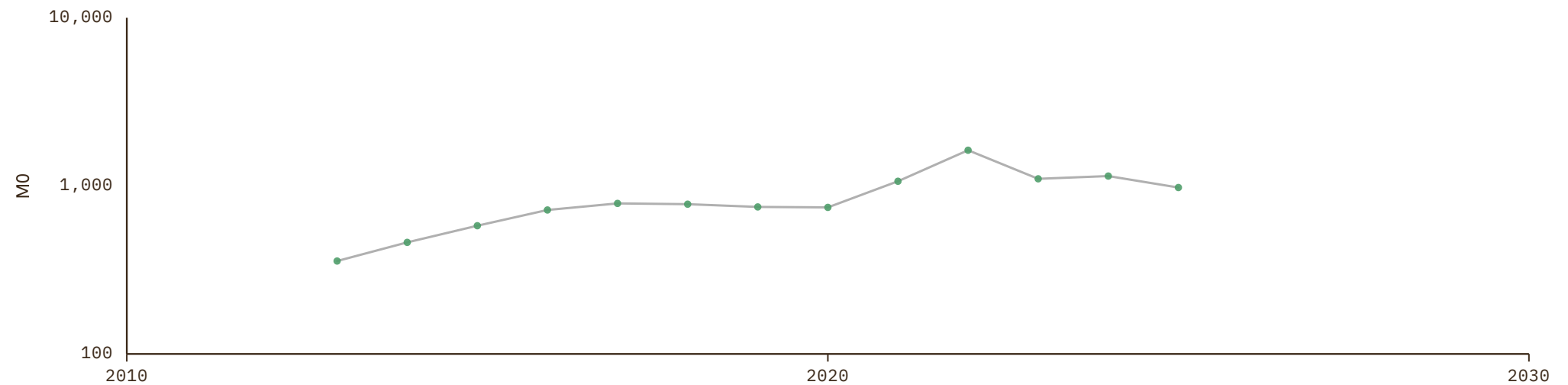
COVERAGE  
2013–2025UNIT  
millions of LC

## 1 Source composition

SOURCE	CODE	TIME SPAN	NOTES
<a href="#">International Monetary Fund (2025)</a>	IMF IFS	2013 - 2025	Baseline source, overlaps with anchor year 2023.

## 2 Harmonised series

— GMD estimate ● IMF IFS



# Morocco

COVERAGE  
1921–2024

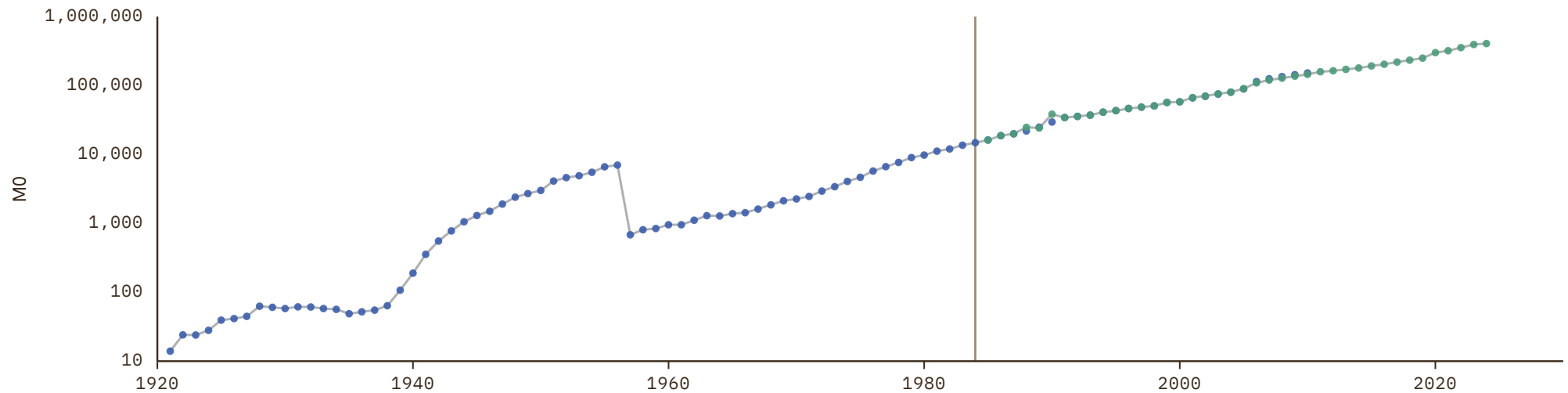
UNIT  
millions of LC

## 1 Source composition

SOURCE	CODE	TIME SPAN	NOTES
<a href="#">Brian Mitchell (2013)</a>	Mitchell	1921 - 1984	Ratio-spliced using overlapping data in 1985: (ratio = 100%).
<a href="#">Bank Al-Maghrib (2024)</a>	CS1 MAR	1985 - 2024	Baseline source, overlaps with anchor year 2023.

## 2 Harmonised series

— GMD estimate | Source change ● Mitchell ● CS1



# Mozambique

COVERAGE  
1926–2025

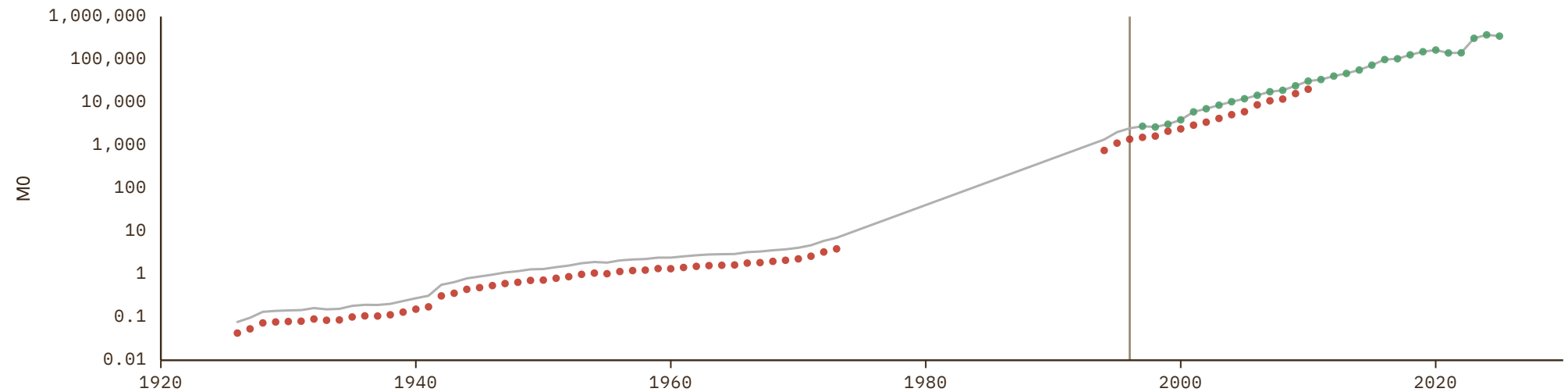
UNIT  
millions of LC

## 1 Source composition

SOURCE	CODE	TIME SPAN	NOTES
<a href="#">Brian Mitchell (2013)</a>	Mitchell	1926 - 1996	Ratio-spliced using overlapping data in 1997: (ratio = 180.8%).
<a href="#">International Monetary Fund (2025)</a>	IMF IFS	1997 - 2025	Baseline source, overlaps with anchor year 2023.

## 2 Harmonised series

— GMD estimate | Source change ● IMF IFS ● Mitchell



# Myanmar

COVERAGE

1947–2022

UNIT

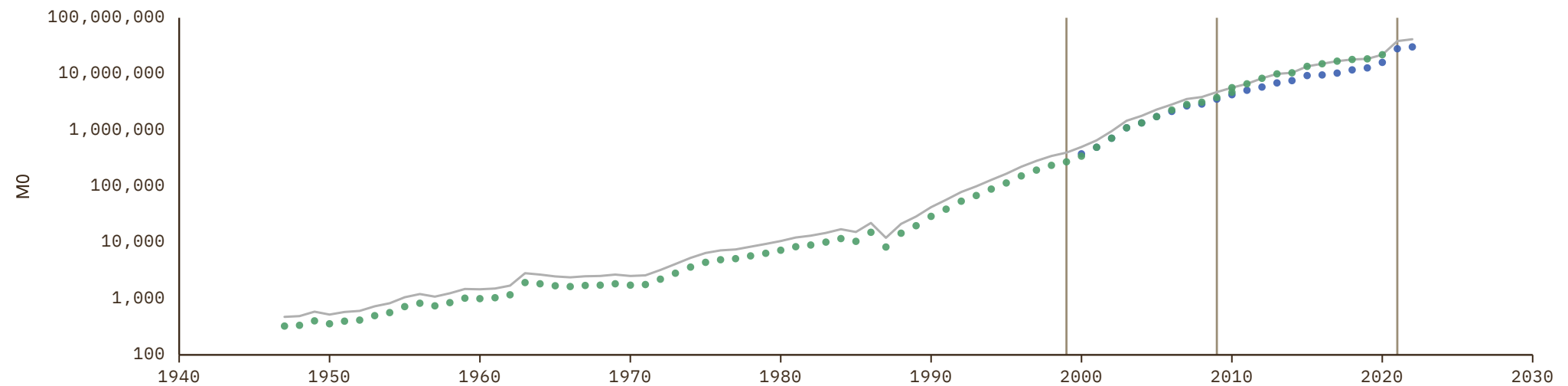
millions of LC

## 1 Source composition

SOURCE	CODE	TIME SPAN	NOTES
<a href="#">Brian Mitchell (2013)</a>	Mitchell	1947 - 1999	Ratio-spliced using overlapping data in 2000: (ratio = 146.1%).
<a href="#">Asian Development Bank (2024)</a>	ADB	2000 - 2009	Ratio-spliced using overlapping data in 2010: (ratio = 133.2%).
<a href="#">International Monetary Fund (2025)</a>	IMF IFS	2010 - 2020	Ratio-spliced using overlapping data in 2021: (ratio = 100%).
<a href="#">Asian Development Bank (2024)</a>	ADB	2021 - 2022	Ratio-spliced using overlapping data in 2023: (ratio = 137%).

## 2 Harmonised series

— GMD estimate | Source change ● ADB ● IMF IFS ● Mitchell



# Nepal

COVERAGE

1957–2025

UNIT

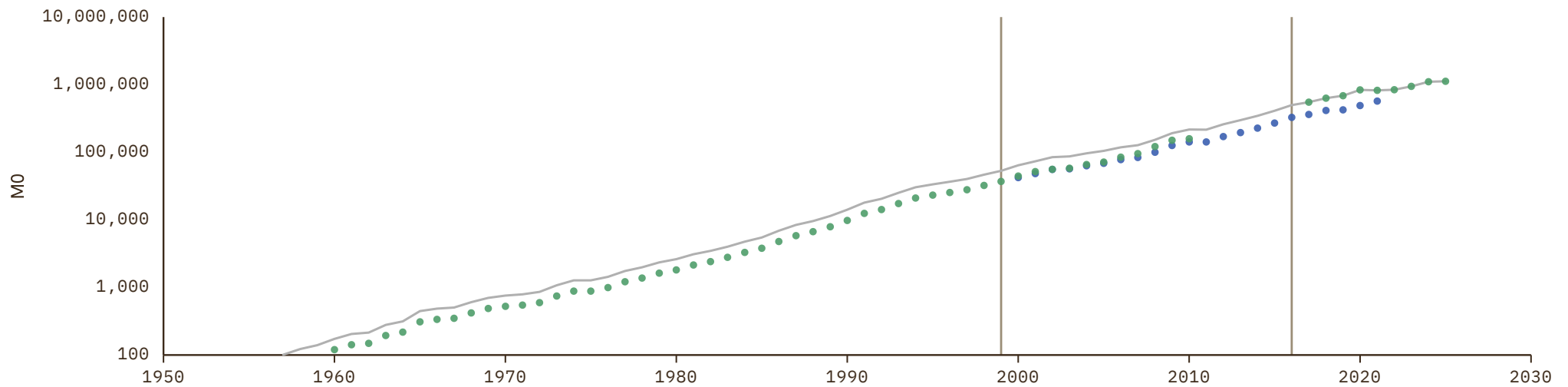
millions of LC

## 1 Source composition

SOURCE	CODE	TIME SPAN	NOTES
<a href="#">Brian Mitchell (2013)</a>	Mitchell	1957 - 1999	Ratio-spliced using overlapping data in 2000: (ratio = 144.1%).
<a href="#">Asian Development Bank (2024)</a>	ADB	2000 - 2016	Ratio-spliced using overlapping data in 2017: (ratio = 152.3%).
<a href="#">International Monetary Fund (2025)</a>	IMF IFS	2017 - 2025	Baseline source, overlaps with anchor year 2023.

## 2 Harmonised series

— GMD estimate | Source change ● ADB ● IMF IFS ● Mitchell



# Netherlands

COVERAGE  
1815–2010

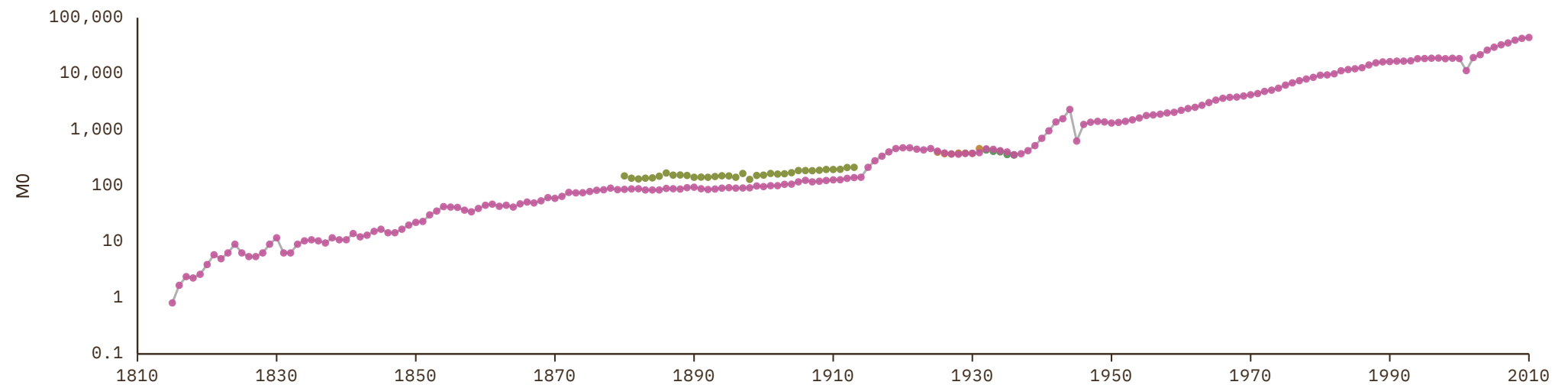
UNIT  
millions of LC

## 1 Source composition

SOURCE	CODE	TIME SPAN	NOTES
<a href="#">Brian Mitchell (2013)</a>	Mitchell	1815 - 2010	Ratio-spliced using overlapping data in 2011: (ratio = 100%).

## 2 Harmonised series

— GMD estimate   ● FZ   ● IHD   ● IHD 2   ● Mitchell



# New Zealand

COVERAGE  
1870–2025

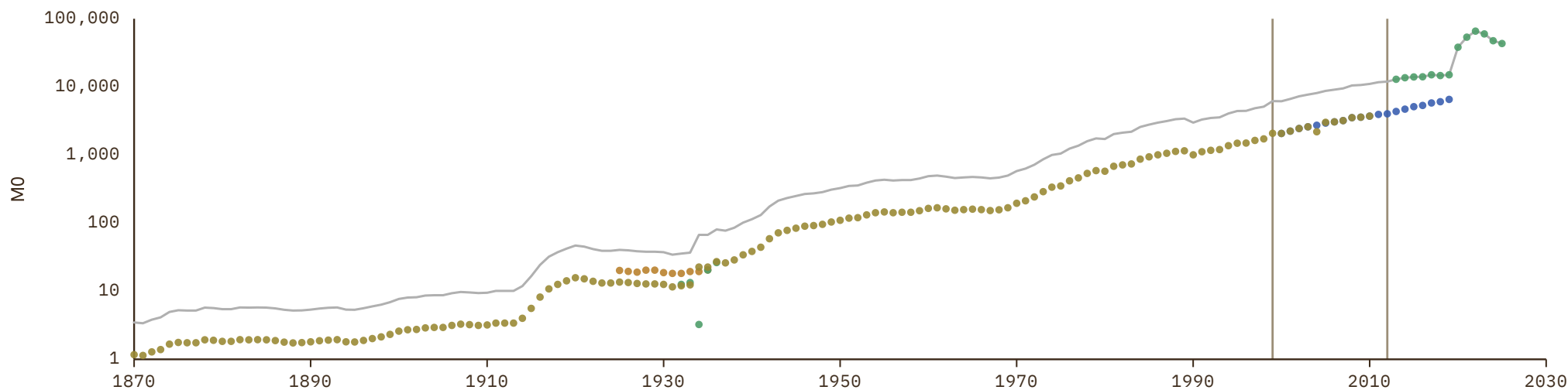
UNIT  
millions of LC

## 1 Source composition

SOURCE	CODE	TIME SPAN	NOTES
<a href="#">Brian Mitchell (2013)</a>	Mitchell	1870 - 1999	Ratio-spliced using overlapping data in 2000: (ratio = 297.1%).
<a href="#">Asian Development Bank (2024)</a>	ADB	2000 - 2012	Ratio-spliced using overlapping data in 2013: (ratio = 297.1%).
<a href="#">International Monetary Fund (2025)</a>	IMF IFS	2013 - 2025	Baseline source, overlaps with anchor year 2023.

## 2 Harmonised series

— GMD estimate | Source change ● ADB ● IHD ● IHD 2 ● IMF IFS ● Mitchell



# Nicaragua

COVERAGE

1900–2022

UNIT

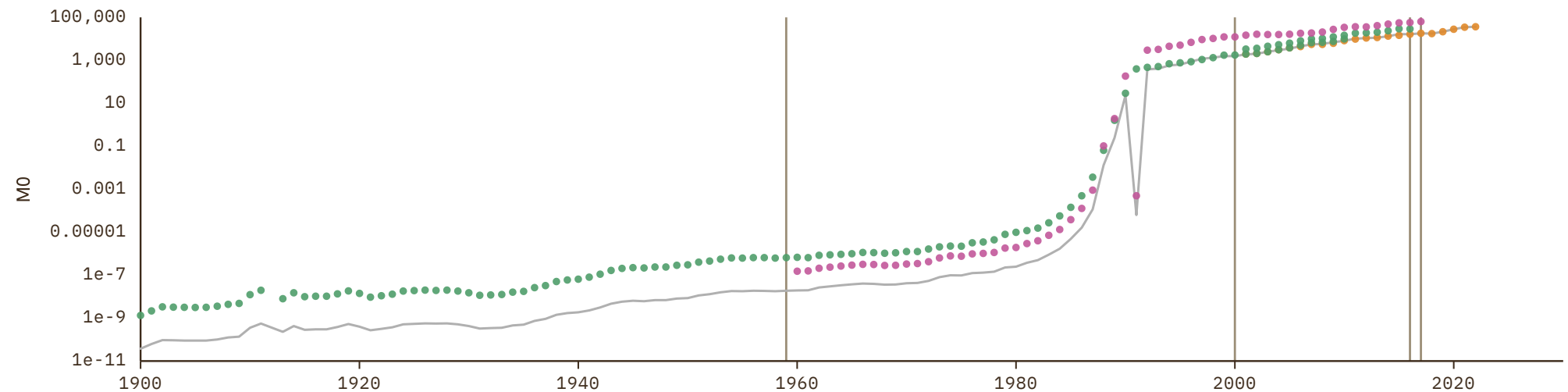
millions of LC

## 1 Source composition

SOURCE	CODE	TIME SPAN	NOTES
<a href="#">Brian Mitchell (2013)</a>	Mitchell	1900 - 1959	Ratio-spliced using overlapping data in 1960: (ratio = 2.9%).
<a href="#">Consejo Monetario Centroamericano (2017)</a>	SECMCA HIST	1960 - 2000	Ratio-spliced using overlapping data in 2001: (ratio = 12.7%).
<a href="#">International Monetary Fund (2025)</a>	IMF IFS	2001 - 2016	Ratio-spliced using overlapping data in 2017: (ratio = 55.8%).
<a href="#">Consejo Monetario Centroamericano (2017)</a>	SECMCA HIST	2017 - 2017	Ratio-spliced using overlapping data in 2018: (ratio = 28.4%).
<a href="#">United Nations (2024)</a>	ECLAC	2018 - 2022	Ratio-spliced using overlapping data in 2023: (ratio = 100%).

## 2 Harmonised series

— GMD estimate | Source change ● ECLAC ● IMF IFS ● Mitchell ● SECMCA HIST



# Niger

COVERAGE  
1962–2025

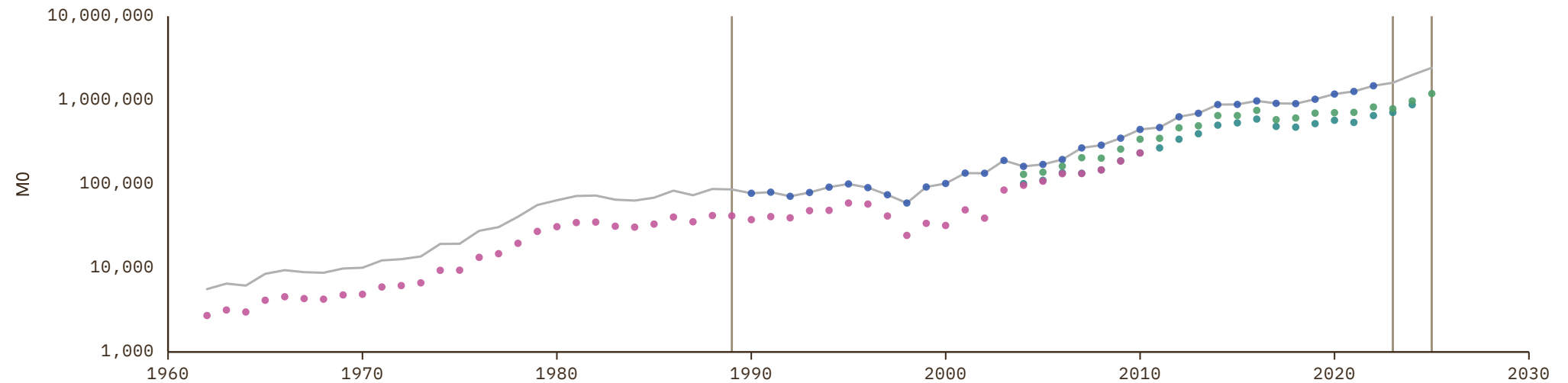
UNIT  
millions of LC

## 1 Source composition

SOURCE	CODE	TIME SPAN	NOTES
<a href="#">Brian Mitchell (2013)</a>	Mitchell	1962 - 1989	Ratio-spliced using overlapping data in 1990: (ratio = 206.7%).
<a href="#">African Union (2024)</a>	AFRISTAT	1990 - 2022	Ratio-spliced using overlapping data in 2023: (ratio = 100%).
<a href="#">BCEAO (2024)</a>	BCEAO	2023 - 2024	Baseline source, overlaps with anchor year 2023.
<a href="#">International Monetary Fund (2025)</a>	IMF IFS	2025 - 2025	Ratio-spliced using overlapping data in 2026: (ratio = 203.3%).

## 2 Harmonised series

— GMD estimate | Source change ● AFRISTAT ● BCEAO ● IMF IFS ● Mitchell



# Nigeria

COVERAGE  
1931–2023

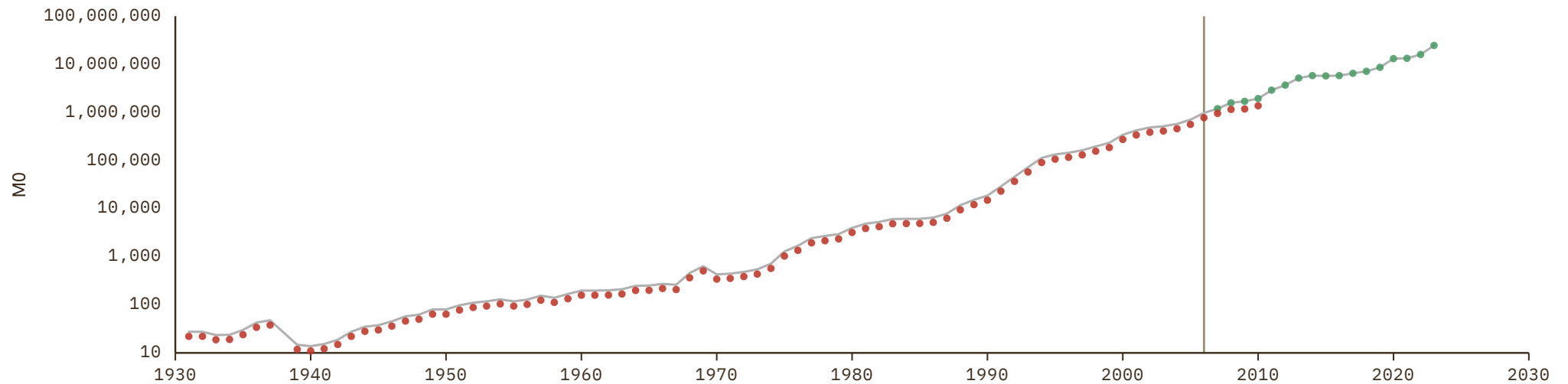
UNIT  
millions of LC

## 1 Source composition

SOURCE	CODE	TIME SPAN	NOTES
<a href="#">Brian Mitchell (2013)</a>	Mitchell	1931 - 2006	Ratio-spliced using overlapping data in 2007: (ratio = 125.2%).
<a href="#">International Monetary Fund (2025)</a>	IMF IFS	2007 - 2023	Ratio-spliced using overlapping data in 2024: (ratio = 100%).

## 2 Harmonised series

— GMD estimate | Source change ● IMF IFS ● Mitchell



# Norway

COVERAGE  
1819–2024

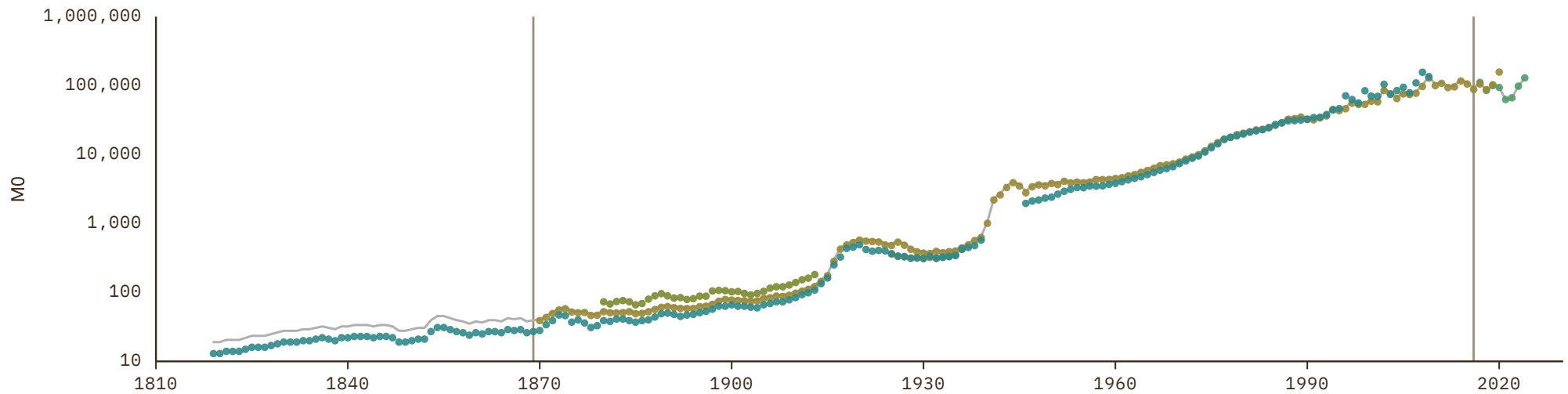
UNIT  
millions of LC

## 1 Source composition

SOURCE	CODE	TIME SPAN	NOTES
<a href="#">Brian Mitchell (2013)</a>	Mitchell	1819 - 1869	Ratio-spliced using overlapping data in 1870: (ratio = 146.3%).
<a href="#">Jordá et al. (2017)</a>	JST	1870 - 2016	Ratio-spliced using overlapping data in 2017: (ratio = 105.2%).
<a href="#">International Monetary Fund (2025)</a>	IMF IFS	2017 - 2024	Baseline source, overlaps with anchor year 2023.

## 2 Harmonised series

— GMD estimate | Source change ● FZ ● IHD ● IHD 2 ● IMF IFS ● JST ● Mitchell



# Pakistan

COVERAGE  
1948–2025

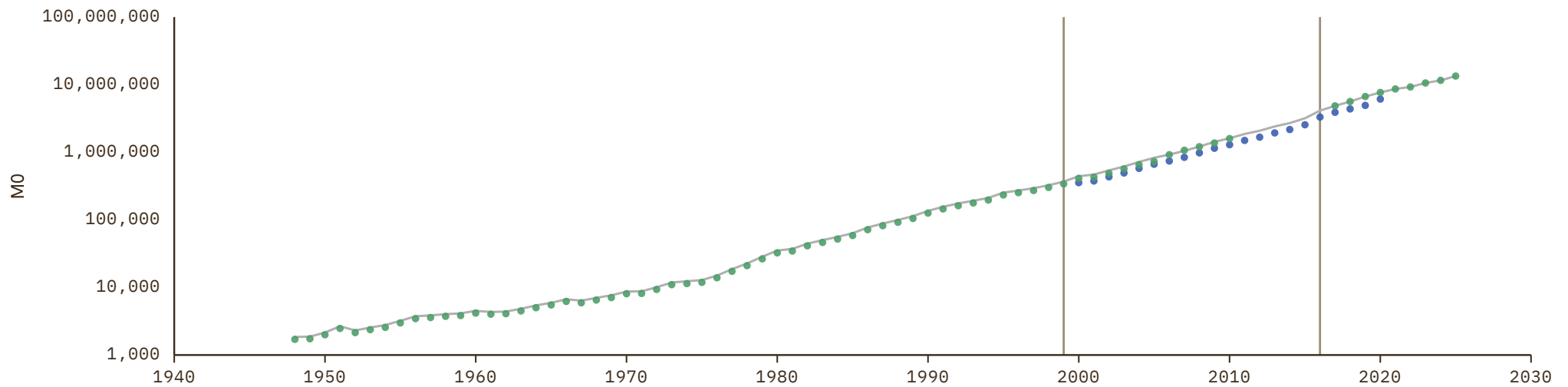
UNIT  
millions of LC

## 1 Source composition

SOURCE	CODE	TIME SPAN	NOTES
<a href="#">Brian Mitchell (2013)</a>	Mitchell	1948 - 1999	Ratio-spliced using overlapping data in 2000: (ratio = 107.8%).
<a href="#">Asian Development Bank (2024)</a>	ADB	2000 - 2016	Ratio-spliced using overlapping data in 2017: (ratio = 124.5%).
<a href="#">International Monetary Fund (2025)</a>	IMF IFS	2017 - 2025	Baseline source, overlaps with anchor year 2023.

## 2 Harmonised series

— GMD estimate | Source change ● ADB ● IMF IFS ● Mitchell



# Palestine

COVERAGE  
1926–2024

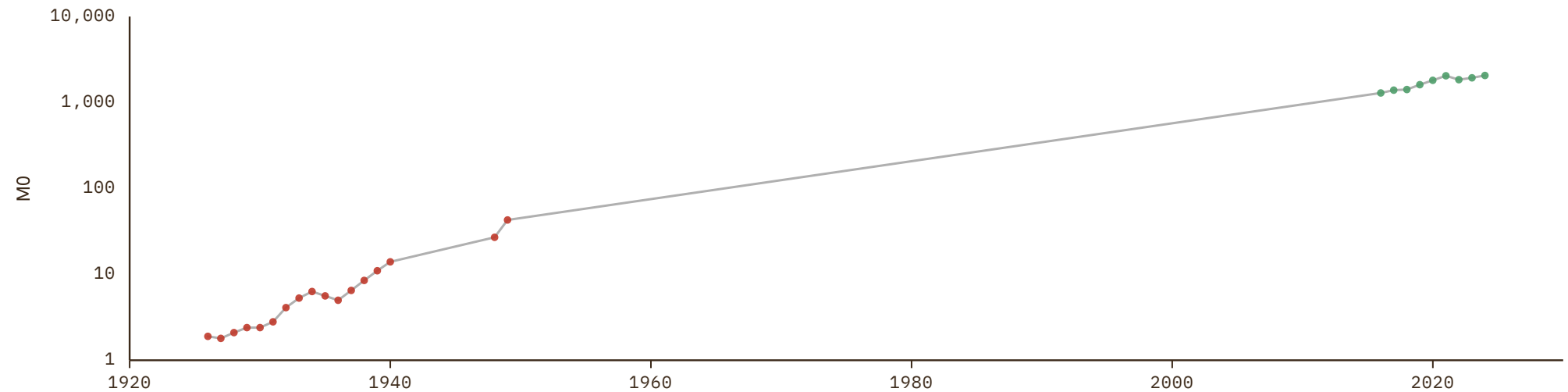
UNIT  
millions of LC

## 1 Source composition

SOURCE	CODE	TIME SPAN	NOTES
<a href="#">Brian Mitchell (2013)</a>	Mitchell	1926 - 2015	Ratio-spliced using overlapping data in 2016: (ratio = 100%).
<a href="#">International Monetary Fund (2025)</a>	IMF IFS	2016 - 2024	Baseline source, overlaps with anchor year 2023.

## 2 Harmonised series

— GMD estimate   ● IMF IFS   ● Mitchell



# Papua New Guinea

COVERAGE  
1973–2019

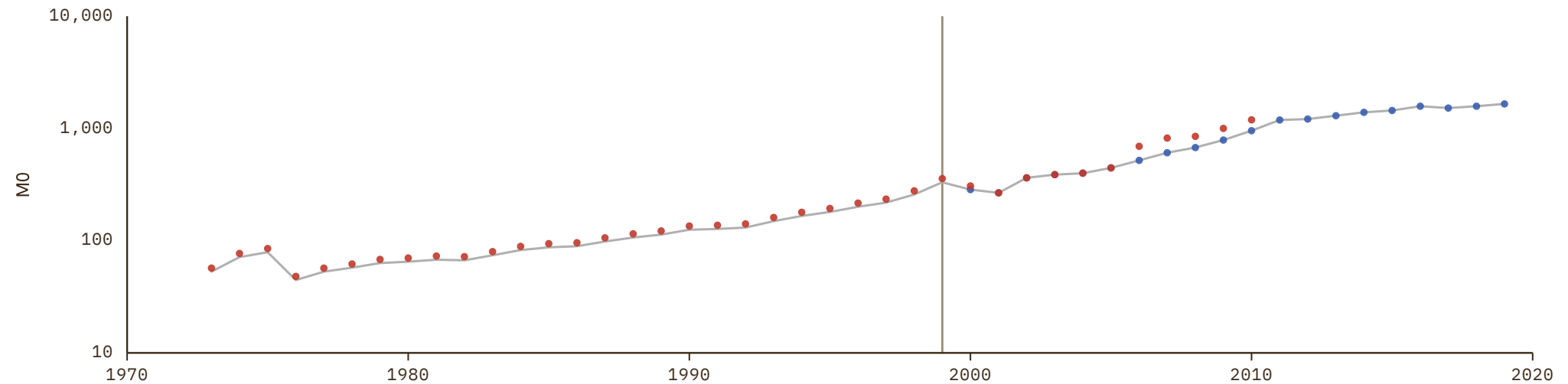
UNIT  
millions of LC

## 1 Source composition

SOURCE	CODE	TIME SPAN	NOTES
<a href="#">Brian Mitchell (2013)</a>	Mitchell	1973 - 1999	Ratio-spliced using overlapping data in 2000: (ratio = 92.8%).
<a href="#">Asian Development Bank (2024)</a>	ADB	2000 - 2019	Ratio-spliced using overlapping data in 2020: (ratio = 100%).

## 2 Harmonised series

— GMD estimate | Source change ● ADB ● Mitchell



# Paraguay

COVERAGE  
1913–2022

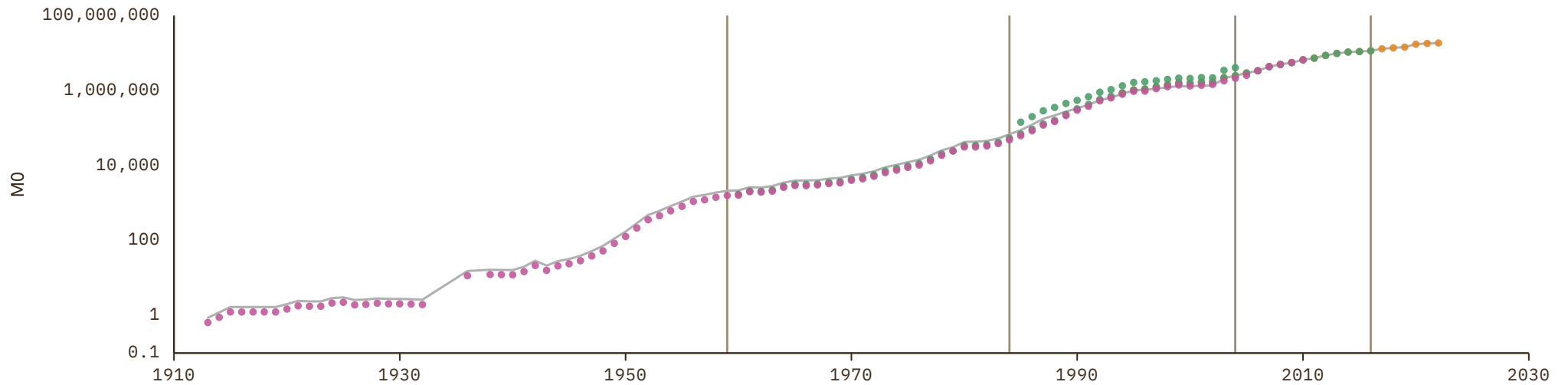
UNIT  
millions of LC

## 1 Source composition

SOURCE	CODE	TIME SPAN	NOTES
<a href="#">Brian Mitchell (2013)</a>	Mitchell	1913 - 1959	Ratio-spliced using overlapping data in 1960: (ratio = 134.6%).
<a href="#">Timothy J. Kehoe et al. (2022)</a>	MAFHOLA	1960 - 1984	Ratio-spliced using overlapping data in 1985: (ratio = 126.4%).
<a href="#">International Monetary Fund (2025)</a>	IMF IFS	1985 - 2004	Ratio-spliced using overlapping data in 2005: (ratio = 61.3%).
<a href="#">Timothy J. Kehoe et al. (2022)</a>	MAFHOLA	2005 - 2016	Ratio-spliced using overlapping data in 2017: (ratio = 100%).
<a href="#">United Nations (2024)</a>	ECLAC	2017 - 2022	Ratio-spliced using overlapping data in 2023: (ratio = 100%).

## 2 Harmonised series

— GMD estimate | Source change ● ECLAC ● IMF IFS ● MAFHOLA ● Mitchell



# Peru

COVERAGE  
1914–2022

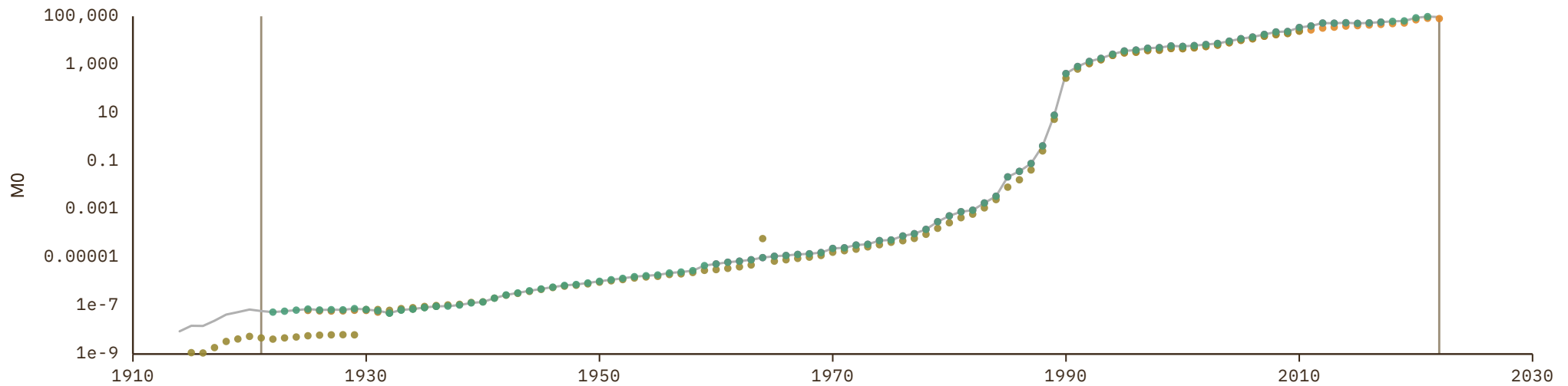
UNIT  
millions of LC

## 1 Source composition

SOURCE	CODE	TIME SPAN	NOTES
<a href="#">Brian Mitchell (2013)</a>	Mitchell	1914 - 1921	Ratio-spliced using overlapping data in 1922: (ratio = 1303.6%).
<a href="#">Banco Central de Reserva (2022)</a>	CS1 PER	1922 - 2021	Ratio-spliced using overlapping data in 2022: (ratio = 100%).
<a href="#">United Nations (2024)</a>	ECLAC	2022 - 2022	Ratio-spliced using overlapping data in 2023: (ratio = 117.1%).

## 2 Harmonised series

— GMD estimate | Source change ● ECLAC ● IHD ● IHD 2 ● MAFHOLA ● Mitchell ● CS1



# Philippines

COVERAGE  
1906–2022

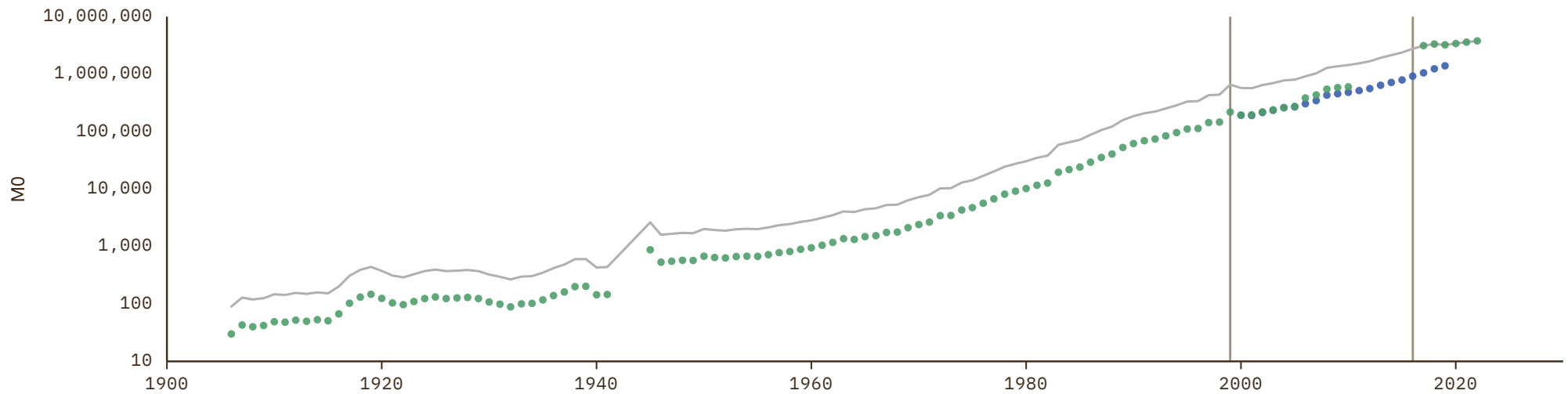
UNIT  
millions of LC

## 1 Source composition

SOURCE	CODE	TIME SPAN	NOTES
<a href="#">Brian Mitchell (2013)</a>	Mitchell	1906 - 1999	Ratio-spliced using overlapping data in 2000: (ratio = 299.4%).
<a href="#">Asian Development Bank (2024)</a>	ADB	2000 - 2016	Ratio-spliced using overlapping data in 2017: (ratio = 299.4%).
<a href="#">International Monetary Fund (2025)</a>	IMF IFS	2017 - 2022	Ratio-spliced using overlapping data in 2023: (ratio = 100%).

## 2 Harmonised series

— GMD estimate | Source change ● ADB ● IMF IFS ● Mitchell



# Poland

COVERAGE  
1918–2020

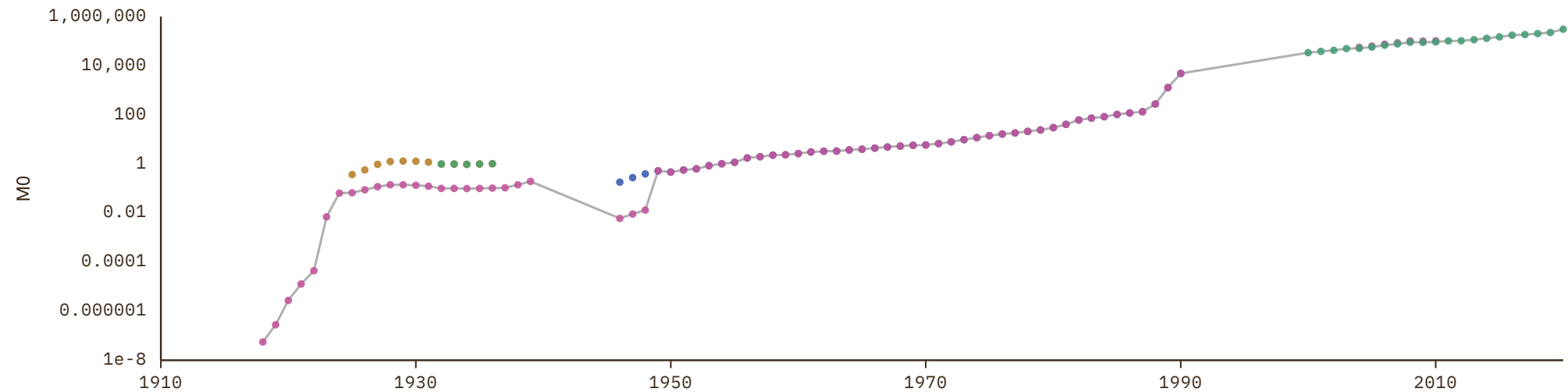
UNIT  
millions of LC

## 1 Source composition

SOURCE	CODE	TIME SPAN	NOTES
<a href="#">Brian Mitchell (2013)</a>	Mitchell	1918 - 1999	Ratio-spliced using overlapping data in 2000: (ratio = 100%).
<a href="#">Statistics Poland (2024)</a>	CS1 POL	2000 - 2020	Ratio-spliced using overlapping data in 2021: (ratio = 100%).

## 2 Harmonised series

— GMD estimate   ● COMECON   ● IHD   ● IHD 2   ● Mitchell   ● CS1



# Portugal

COVERAGE  
1834–2010

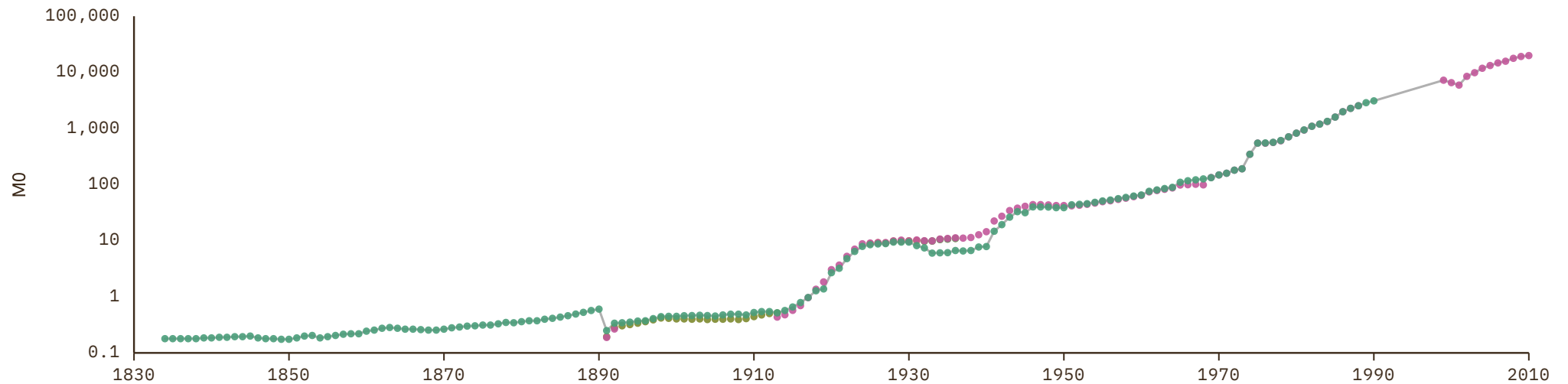
UNIT  
millions of LC

## 1 Source composition

SOURCE	CODE	TIME SPAN	NOTES
<a href="#">Inst. Nacional de Estatística (2001)</a>	CS1 PRT	1834 - 1998	Ratio-spliced using overlapping data in 1999: (ratio = 100%).
<a href="#">Brian Mitchell (2013)</a>	Mitchell	1999 - 2010	Ratio-spliced using overlapping data in 2011: (ratio = 100%).

## 2 Harmonised series

— GMD estimate ● FZ ● IHD ● IHD 2 ● Mitchell ● CS1



# Qatar

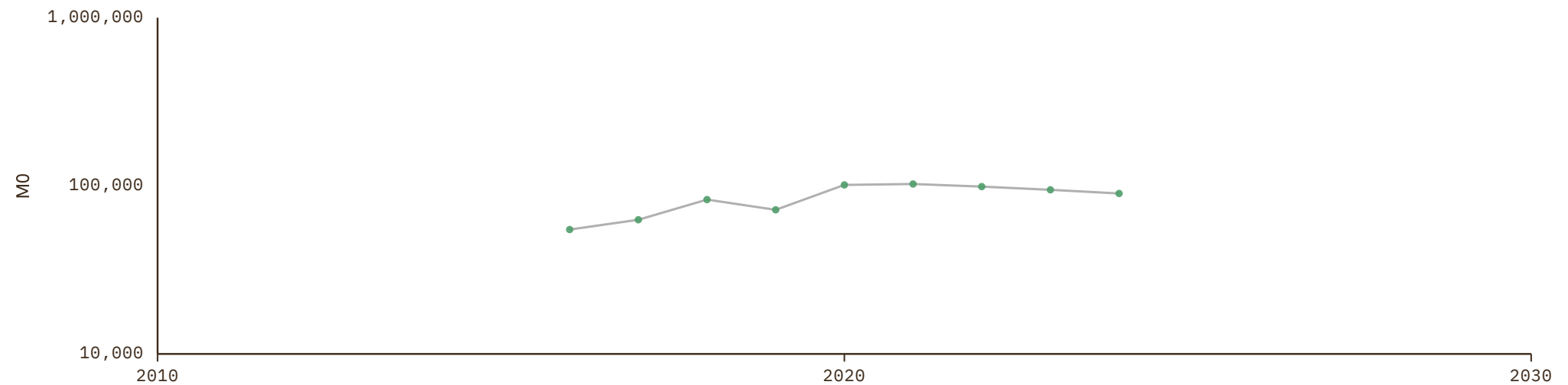
COVERAGE  
2016–2024UNIT  
millions of LC

## 1 Source composition

SOURCE	CODE	TIME SPAN	NOTES
International Monetary Fund (2025)	IMF IFS	2016 - 2024	Baseline source, overlaps with anchor year 2023.

## 2 Harmonised series

— GMD estimate ● IMF IFS



# Republic of the Congo

COVERAGE  
1958–2023

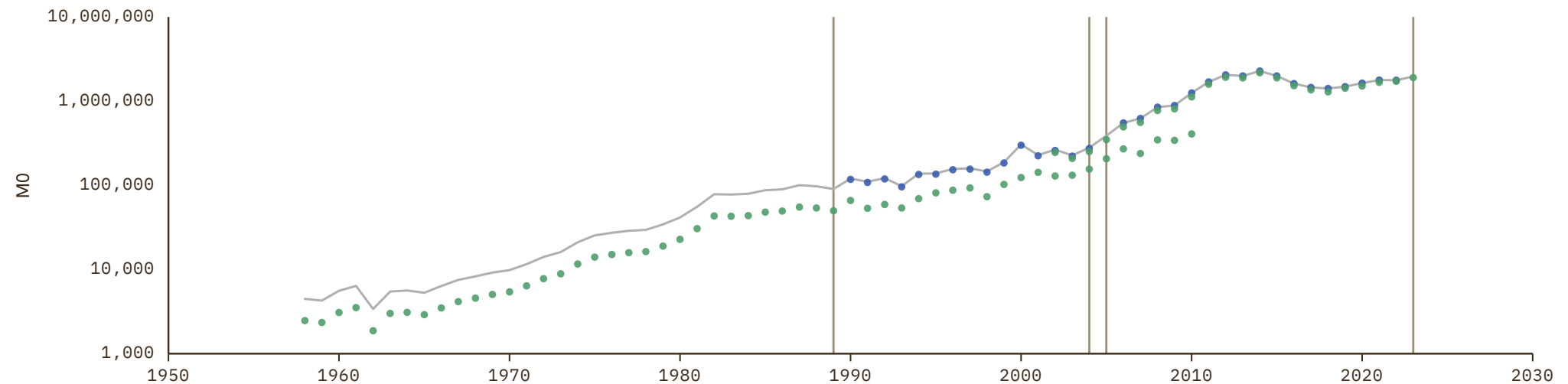
UNIT  
millions of LC

## 1 Source composition

SOURCE	CODE	TIME SPAN	NOTES
<a href="#">Brian Mitchell (2013)</a>	Mitchell	1958 - 1989	Ratio-spliced using overlapping data in 1990: (ratio = 181.6%).
<a href="#">African Union (2024)</a>	AFRISTAT	1990 - 2004	Ratio-spliced using overlapping data in 2005: (ratio = 102.1%).
<a href="#">International Monetary Fund (2025)</a>	IMF IFS	2005 - 2005	Ratio-spliced using overlapping data in 2006: (ratio = 111.1%).
<a href="#">African Union (2024)</a>	AFRISTAT	2006 - 2022	Ratio-spliced using overlapping data in 2023: (ratio = 100%).
<a href="#">International Monetary Fund (2025)</a>	IMF IFS	2023 - 2023	Ratio-spliced using overlapping data in 2024: (ratio = 103%).

## 2 Harmonised series

— GMD estimate | Source change ● AFRISTAT ● IMF IFS ● Mitchell



# Romania

COVERAGE

1881–2025

UNIT

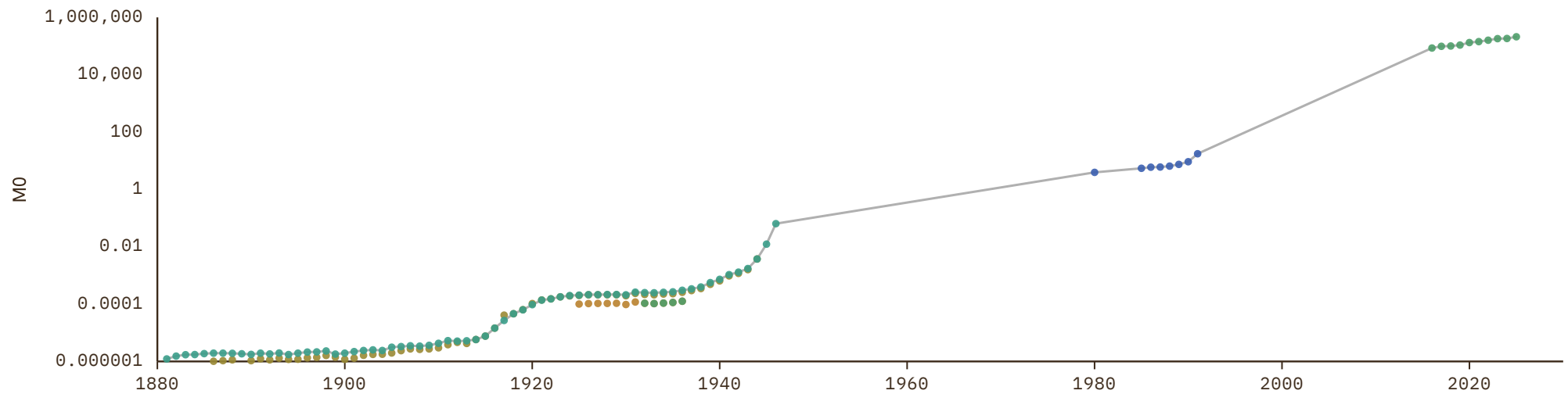
millions of LC

## 1 Source composition

SOURCE	CODE	TIME SPAN	NOTES
<a href="#">National Bank of Serbia (2024)</a>	NBS	1881 - 1979	Ratio-spliced using overlapping data in 1980: (ratio = 100%).
<a href="#">Banushi et al. (2024)</a>	COMECON	1980 - 2015	Ratio-spliced using overlapping data in 2016: (ratio = 100%).
<a href="#">International Monetary Fund (2025)</a>	IMF IFS	2016 - 2025	Baseline source, overlaps with anchor year 2023.

## 2 Harmonised series

— GMD estimate ● COMECON ● IHD ● IHD 2 ● IMF IFS ● Mitchell ● NBS



# Russian Federation

COVERAGE  
1865–2020

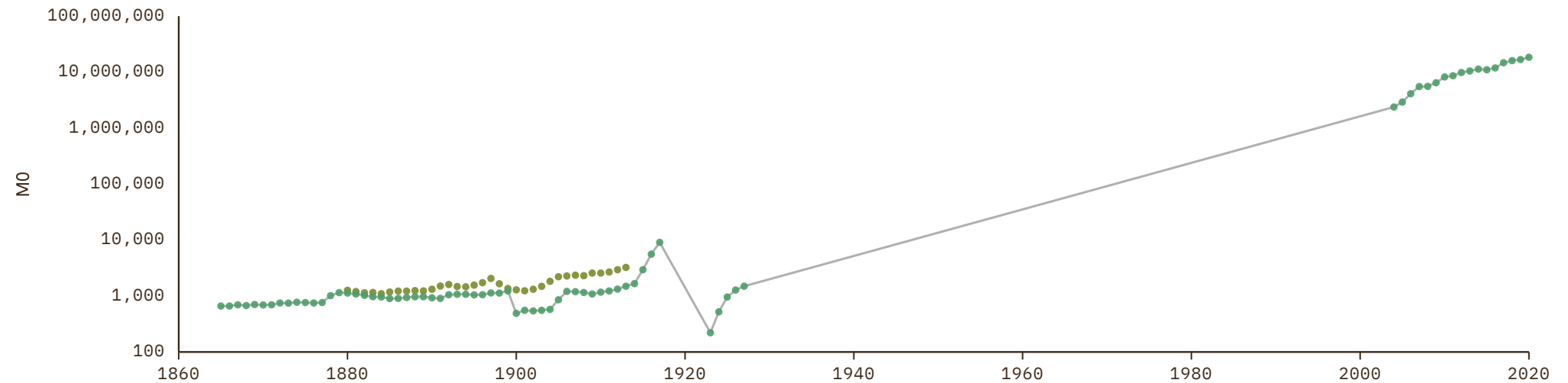
UNIT  
millions of LC

## 1 Source composition

SOURCE	CODE	TIME SPAN	NOTES
<a href="#">Brian Mitchell (2013)</a>	Mitchell	1865 - 2003	Ratio-spliced using overlapping data in 2004: (ratio = 100%).
<a href="#">International Monetary Fund (2025)</a>	IMF IFS	2004 - 2020	Ratio-spliced using overlapping data in 2021: (ratio = 100%).

## 2 Harmonised series

— GMD estimate ● FZ ● IMF IFS ● Mitchell



# Rwanda

COVERAGE  
1964–2024

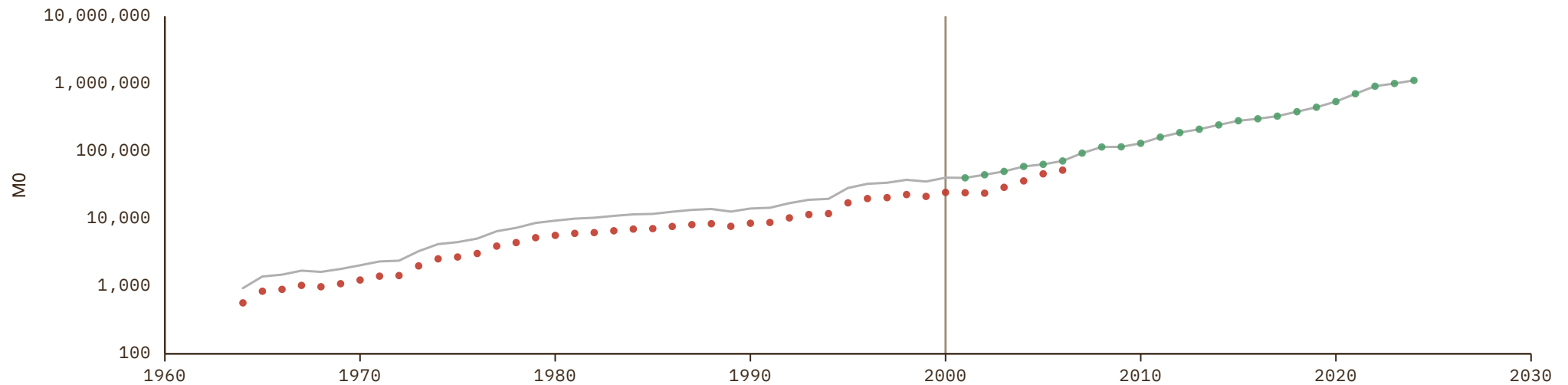
UNIT  
millions of LC

## 1 Source composition

SOURCE	CODE	TIME SPAN	NOTES
<a href="#">Brian Mitchell (2013)</a>	Mitchell	1964 - 2000	Ratio-spliced using overlapping data in 2001: (ratio = 165.5%).
<a href="#">International Monetary Fund (2025)</a>	IMF IFS	2001 - 2024	Baseline source, overlaps with anchor year 2023.

## 2 Harmonised series

— GMD estimate | Source change ● IMF IFS ● Mitchell



# Sao Tome and Principe

COVERAGE  
1995–2024

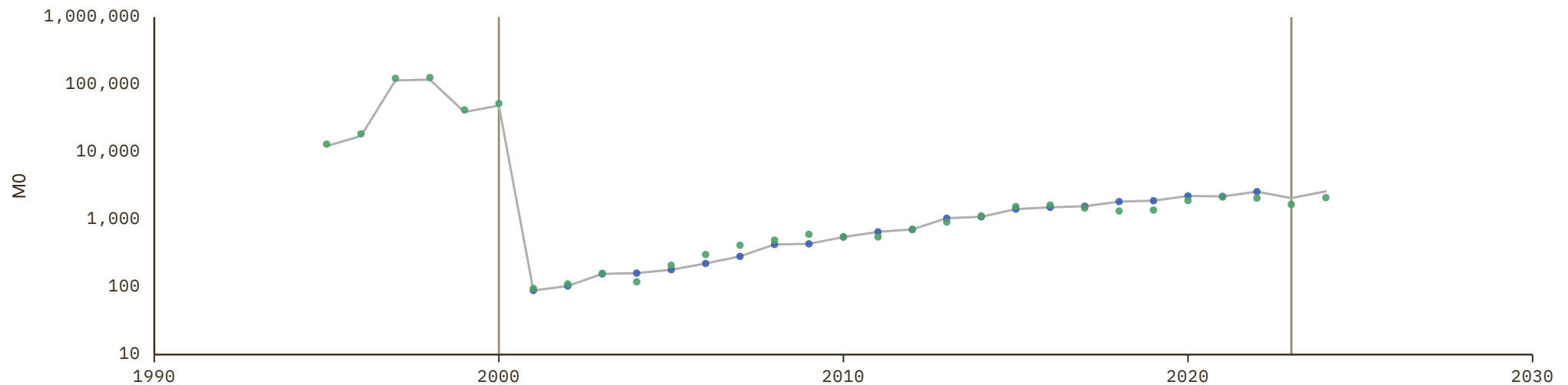
UNIT  
millions of LC

## 1 Source composition

SOURCE	CODE	TIME SPAN	NOTES
International Monetary Fund (2025)	IMF IFS	1995 - 2000	Ratio-spliced using overlapping data in 2001: (ratio = 93.1%).
African Union (2024)	AFRISTAT	2001 - 2022	Ratio-spliced using overlapping data in 2023: (ratio = 100%).
International Monetary Fund (2025)	IMF IFS	2023 - 2024	Baseline source, overlaps with anchor year 2023.

## 2 Harmonised series

— GMD estimate | Source change ● AFRISTAT ● IMF IFS



# Saudi Arabia

COVERAGE  
1960–2010

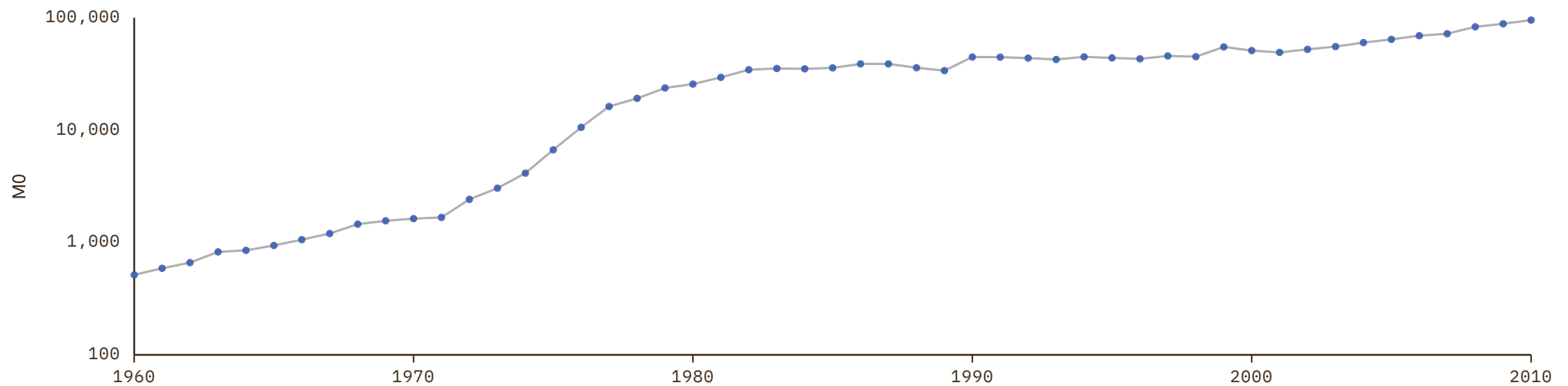
UNIT  
millions of LC

## 1 Source composition

SOURCE	CODE	TIME SPAN	NOTES
Brian Mitchell (2013)	Mitchell	1960 - 2010	Ratio-spliced using overlapping data in 2011: (ratio = 100%).

## 2 Harmonised series

— GMD estimate ● Mitchell



# Senegal

COVERAGE  
1962–2025

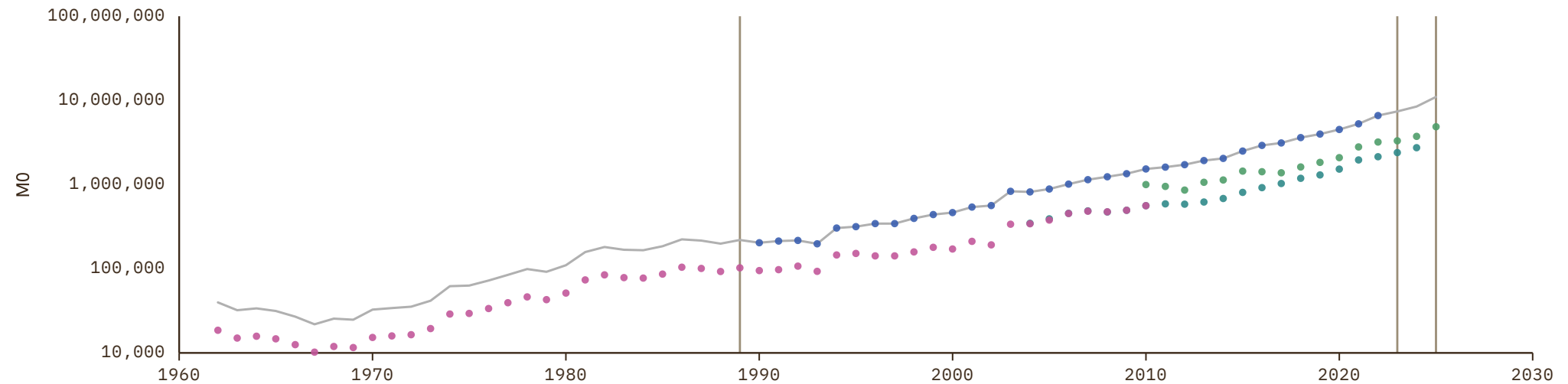
UNIT  
millions of LC

## 1 Source composition

SOURCE	CODE	TIME SPAN	NOTES
<a href="#">Brian Mitchell (2013)</a>	Mitchell	1962 - 1989	Ratio-spliced using overlapping data in 1990: (ratio = 214.3%).
<a href="#">African Union (2024)</a>	AFRISTAT	1990 - 2022	Ratio-spliced using overlapping data in 2023: (ratio = 100%).
<a href="#">BCEAO (2024)</a>	BCEAO	2023 - 2024	Baseline source, overlaps with anchor year 2023.
<a href="#">International Monetary Fund (2025)</a>	IMF IFS	2025 - 2025	Ratio-spliced using overlapping data in 2026: (ratio = 226.3%).

## 2 Harmonised series

— GMD estimate | Source change ● AFRISTAT ● BCEAO ● IMF IFS ● Mitchell



# Serbia

COVERAGE  
1884–2024

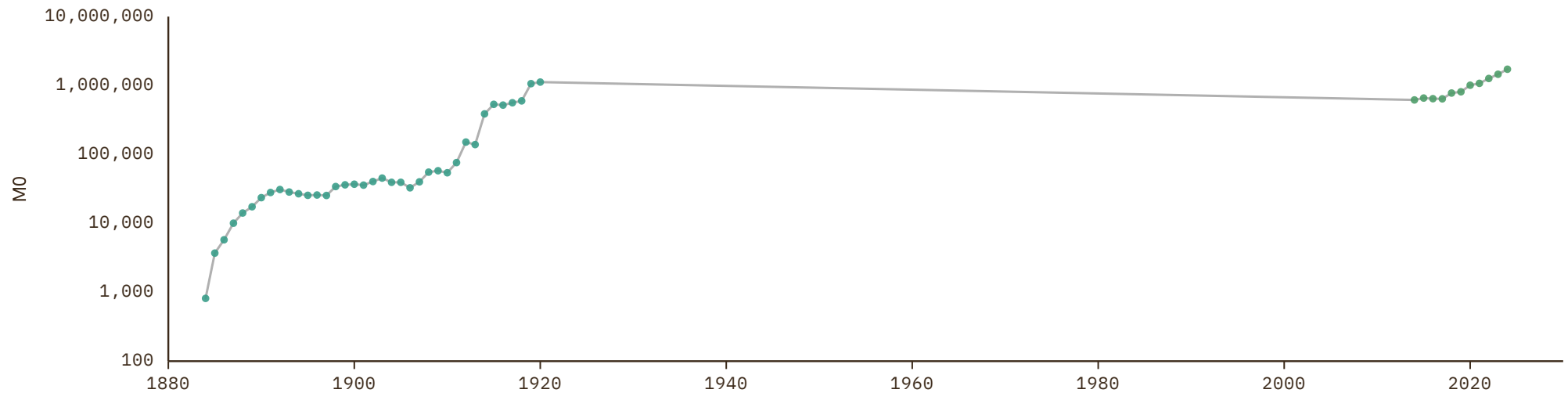
UNIT  
millions of LC

## 1 Source composition

SOURCE	CODE	TIME SPAN	NOTES
National Bank of Serbia (2024)	NBS	1884 - 2013	Ratio-spliced using overlapping data in 2014: (ratio = 100%).
International Monetary Fund (2025)	IMF IFS	2014 - 2024	Baseline source, overlaps with anchor year 2023.

## 2 Harmonised series

— GMD estimate ● IMF IFS ● NBS



# Sierra Leone

COVERAGE  
1958–2025

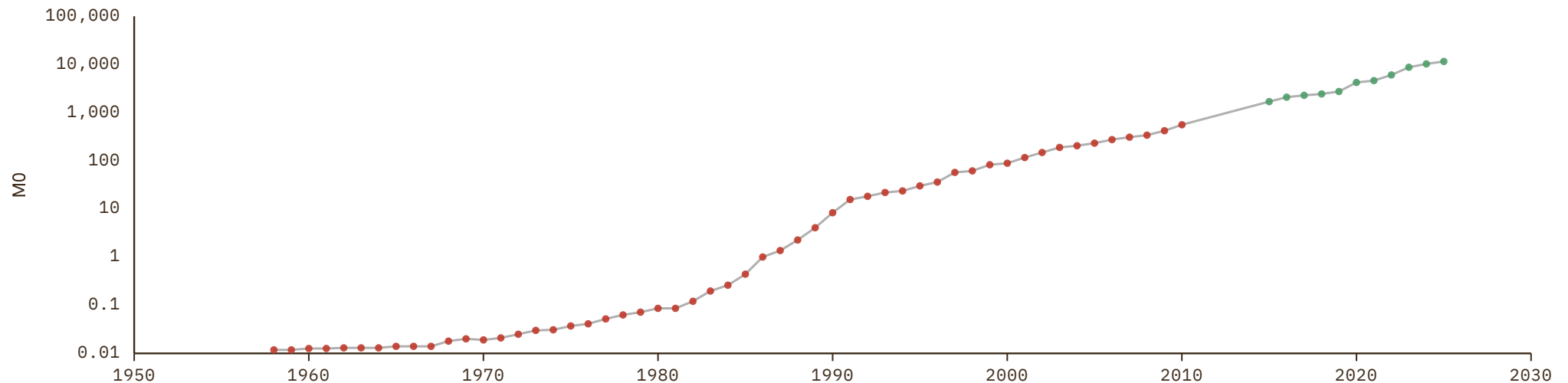
UNIT  
millions of LC

## 1 Source composition

SOURCE	CODE	TIME SPAN	NOTES
<a href="#">Brian Mitchell (2013)</a>	Mitchell	1958 - 2014	Ratio-spliced using overlapping data in 2015: (ratio = 100%).
<a href="#">International Monetary Fund (2025)</a>	IMF IFS	2015 - 2025	Baseline source, overlaps with anchor year 2023.

## 2 Harmonised series

— GMD estimate ● IMF IFS ● Mitchell



# Singapore

COVERAGE  
1963–2022

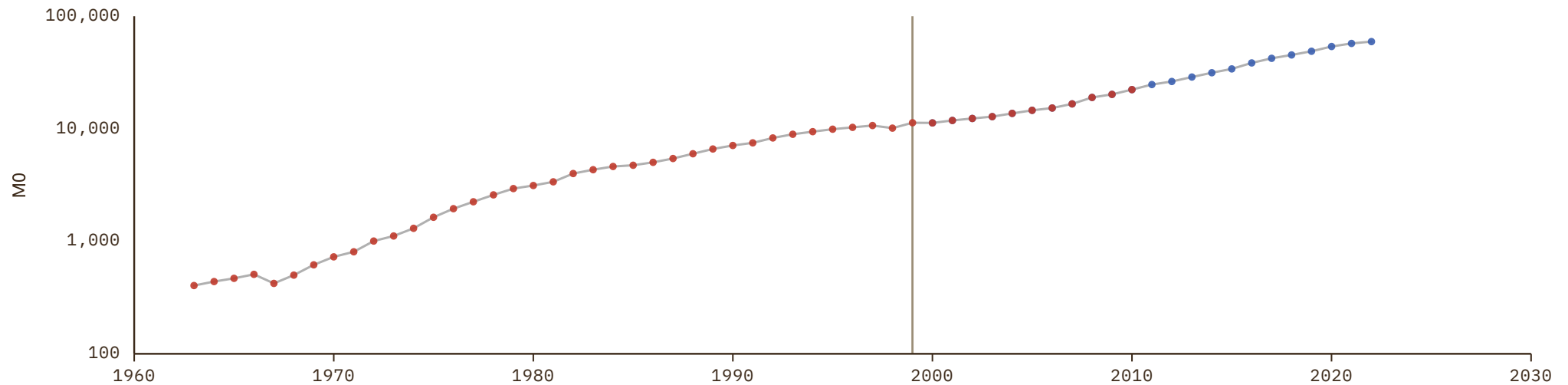
UNIT  
millions of LC

## 1 Source composition

SOURCE	CODE	TIME SPAN	NOTES
<a href="#">Brian Mitchell (2013)</a>	Mitchell	1963 - 1999	Ratio-spliced using overlapping data in 2000: (ratio = 100%).
<a href="#">Asian Development Bank (2024)</a>	ADB	2000 - 2022	Ratio-spliced using overlapping data in 2023: (ratio = 100%).

## 2 Harmonised series

— GMD estimate | Source change ● ADB ● Mitchell



# Somalia

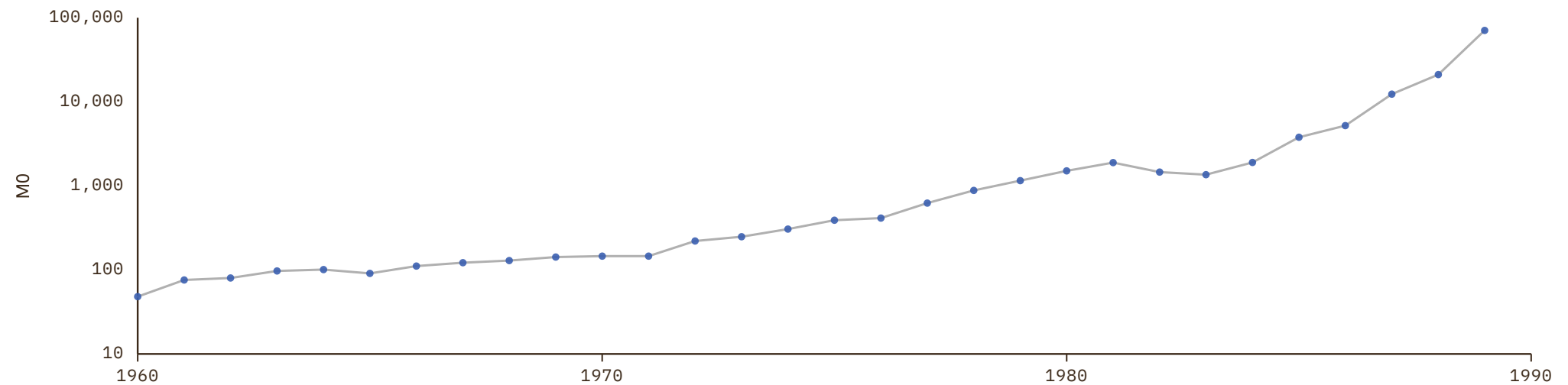
COVERAGE  
1960–1989UNIT  
millions of LC

## 1 Source composition

SOURCE	CODE	TIME SPAN	NOTES
<a href="#">Brian Mitchell (2013)</a>	Mitchell	1960 - 1989	Ratio-spliced using overlapping data in 1990: (ratio = 100%).

## 2 Harmonised series

— GMD estimate ● Mitchell



# South Africa

COVERAGE  
1876–2025

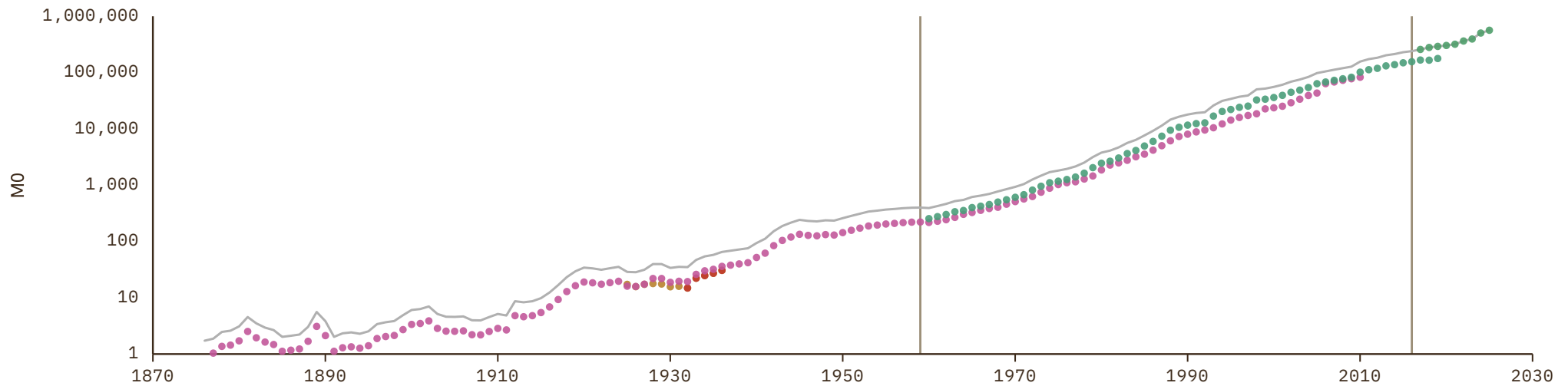
UNIT  
millions of LC

## 1 Source composition

SOURCE	CODE	TIME SPAN	NOTES
<a href="#">Brian Mitchell (2013)</a>	Mitchell	1876 - 1959	Ratio-spliced using overlapping data in 1960: (ratio = 180.4%).
<a href="#">South African Reserve Bank (2024)</a>	CS1 ZAF	1960 - 2016	Ratio-spliced using overlapping data in 2017: (ratio = 154.2%).
<a href="#">International Monetary Fund (2025)</a>	IMF IFS	2017 - 2025	Baseline source, overlaps with anchor year 2023.

## 2 Harmonised series

— GMD estimate | Source change ● IHD ● IHD 2 ● IMF IFS ● Mitchell ● CS1



# South Korea

COVERAGE  
1906–2024

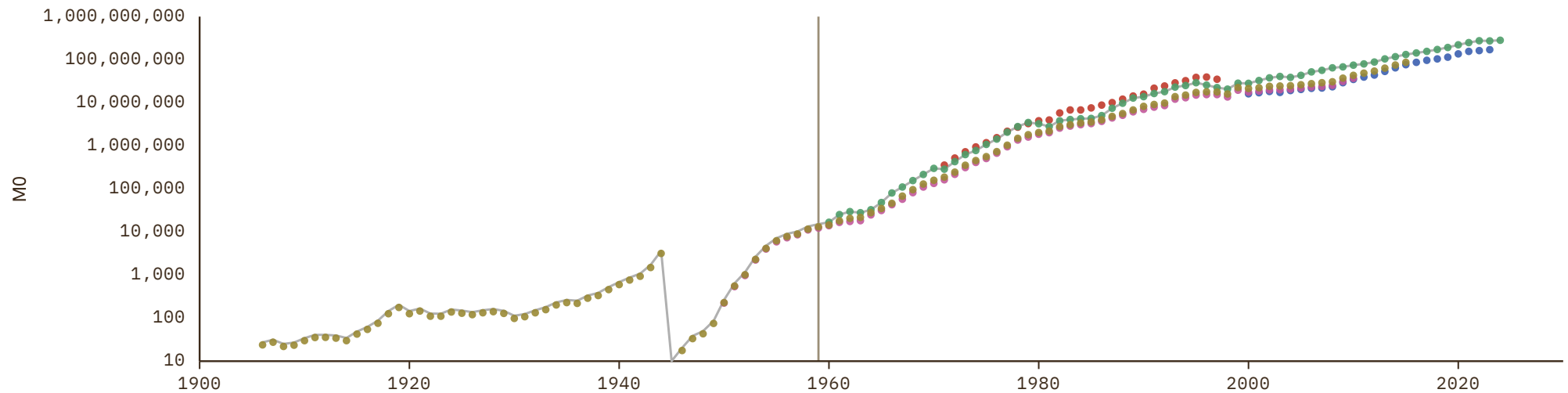
UNIT  
millions of LC

## 1 Source composition

SOURCE	CODE	TIME SPAN	NOTES
<a href="#">Cha et al. (2022)</a>	CS2 KOR	1906 - 1959	Ratio-spliced using overlapping data in 1960: (ratio = 114.8%).
<a href="#">International Monetary Fund (2025)</a>	IMF IFS	1960 - 2024	Baseline source, overlaps with anchor year 2023.

## 2 Harmonised series

— GMD estimate | Source change ● ADB ● BORDO ● IMF IFS ● Mitchell ● CS2



# South Sudan

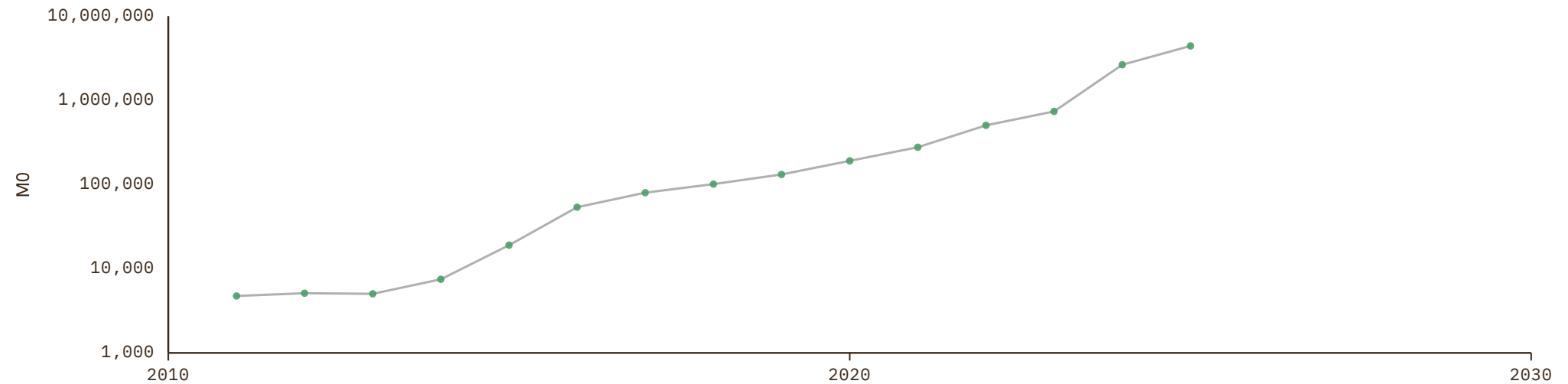
COVERAGE  
2011–2025UNIT  
millions of LC

## 1 Source composition

SOURCE	CODE	TIME SPAN	NOTES
<a href="#">International Monetary Fund (2025)</a>	IMF IFS	2011 - 2025	Baseline source, overlaps with anchor year 2023.

## 2 Harmonised series

— GMD estimate ● IMF IFS



# Spain

COVERAGE  
1830–2010

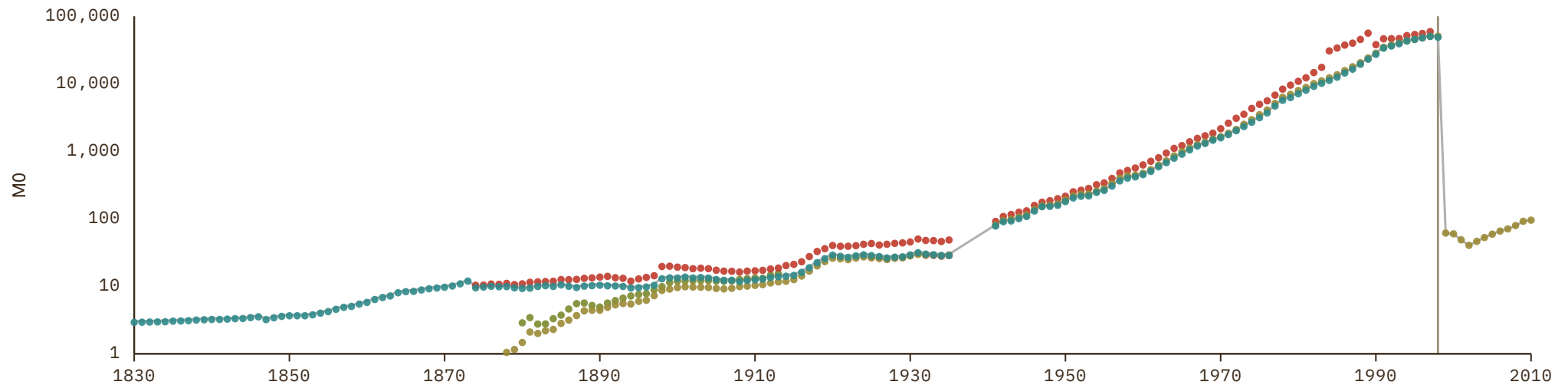
UNIT  
millions of LC

## 1 Source composition

SOURCE	CODE	TIME SPAN	NOTES
<a href="#">Martín-Aceña (2018)</a>	CS3 ESP	1830 - 1998	Ratio-spliced using overlapping data in 1999: (ratio = 104%).
<a href="#">Brian Mitchell (2013)</a>	Mitchell	1999 - 2010	Ratio-spliced using overlapping data in 2011: (ratio = 100%).

## 2 Harmonised series

— GMD estimate | Source change ● FZ ● HFS ● IHD ● IHD 2 ● Mitchell ● CS3



# Sri Lanka

COVERAGE  
1886–2023

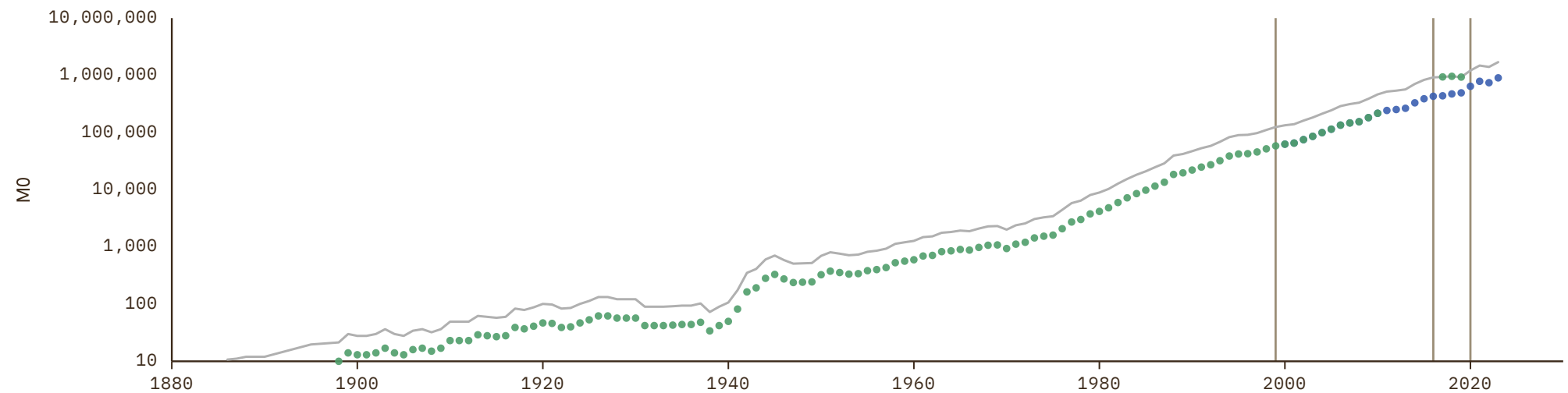
UNIT  
millions of LC

## 1 Source composition

SOURCE	CODE	TIME SPAN	NOTES
<a href="#">Brian Mitchell (2013)</a>	Mitchell	1886 - 1999	Ratio-spliced using overlapping data in 2000: (ratio = 213.9%).
<a href="#">Asian Development Bank (2024)</a>	ADB	2000 - 2016	Ratio-spliced using overlapping data in 2017: (ratio = 213.9%).
<a href="#">International Monetary Fund (2025)</a>	IMF IFS	2017 - 2019	Ratio-spliced using overlapping data in 2020: (ratio = 100%).
<a href="#">Asian Development Bank (2024)</a>	ADB	2020 - 2023	Ratio-spliced using overlapping data in 2024: (ratio = 188.7%).

## 2 Harmonised series

— GMD estimate | Source change ● ADB ● IMF IFS ● Mitchell



# Sudan

COVERAGE  
1950–2020

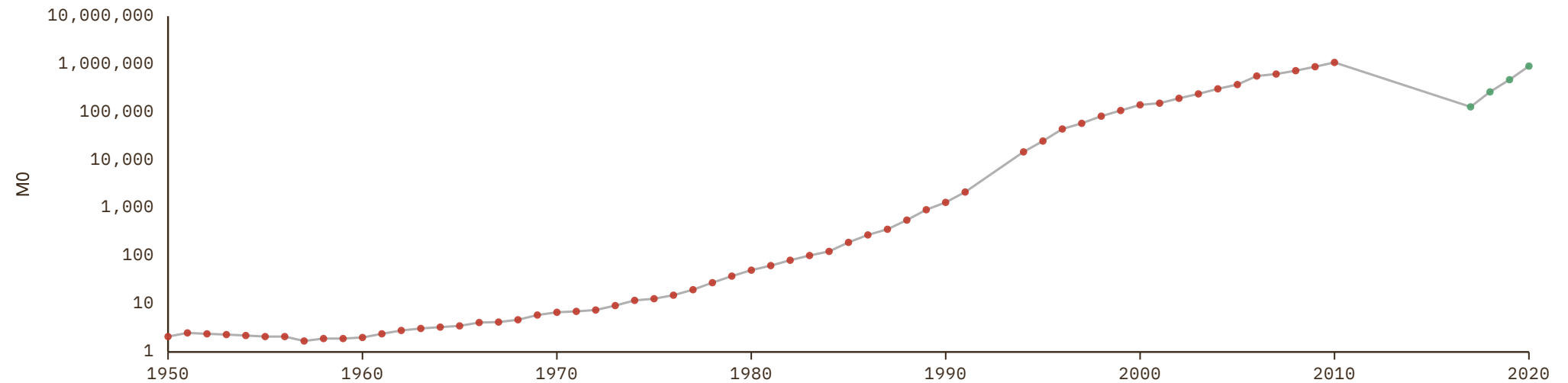
UNIT  
millions of LC

## 1 Source composition

SOURCE	CODE	TIME SPAN	NOTES
<a href="#">Brian Mitchell (2013)</a>	Mitchell	1950 - 2016	Ratio-spliced using overlapping data in 2017: (ratio = 100%).
<a href="#">International Monetary Fund (2025)</a>	IMF IFS	2017 - 2020	Ratio-spliced using overlapping data in 2021: (ratio = 100%).

## 2 Harmonised series

— GMD estimate ● IMF IFS ● Mitchell



# Suriname

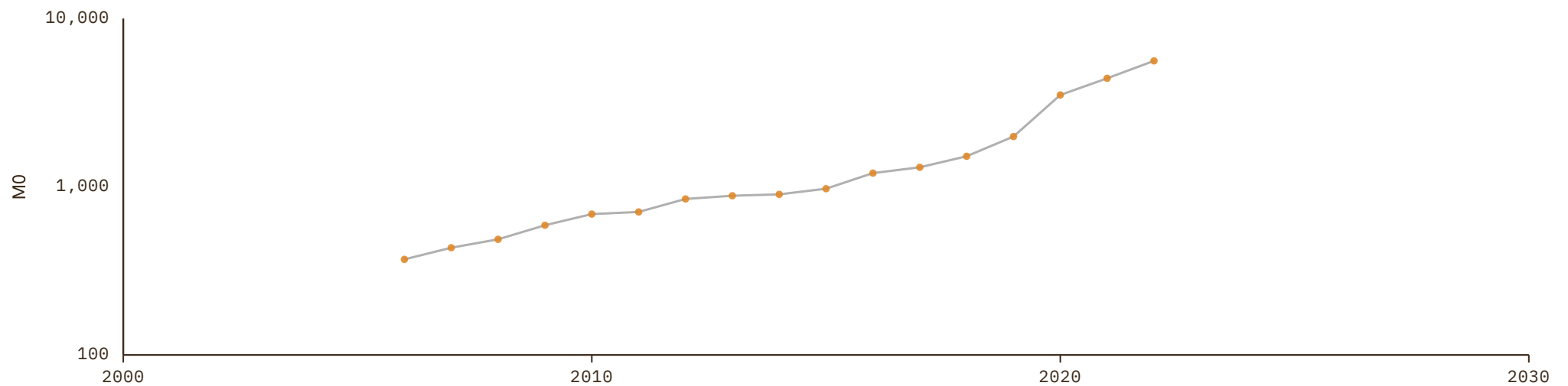
COVERAGE  
2006–2022UNIT  
millions of LC

## 1 Source composition

SOURCE	CODE	TIME SPAN	NOTES
United Nations (2024)	ECLAC	2006 - 2022	Ratio-spliced using overlapping data in 2023: (ratio = 100%).

## 2 Harmonised series

— GMD estimate ● ECLAC



# Sweden

COVERAGE  
1619–2012

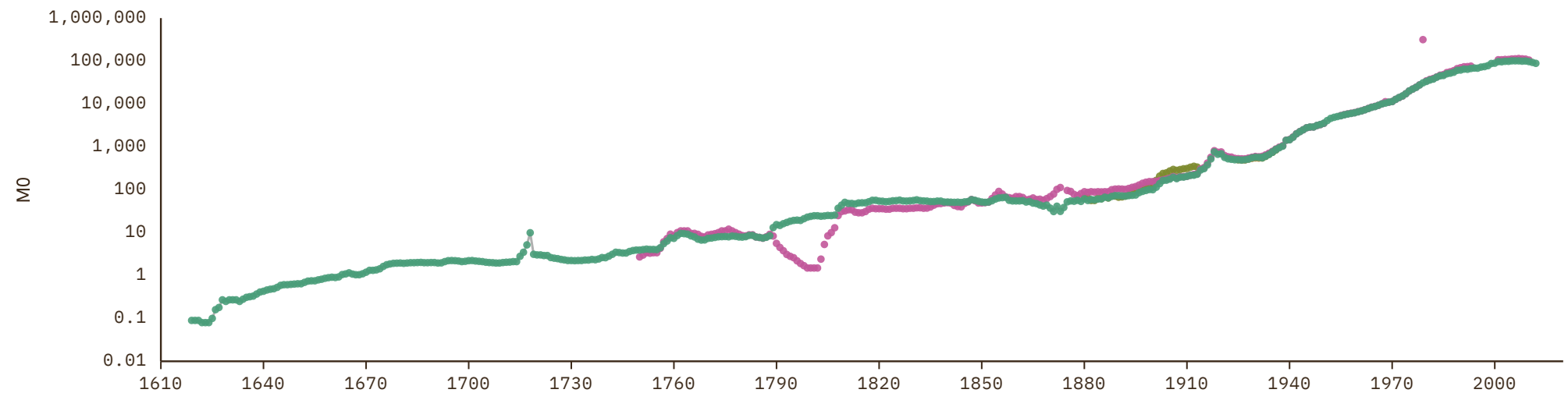
UNIT  
millions of LC

## 1 Source composition

SOURCE	CODE	TIME SPAN	NOTES
<a href="#">Schön et al. (2017)</a>	CS1 SWE	1619 - 2012	Ratio-spliced using overlapping data in 2013: (ratio = 100%).

## 2 Harmonised series

— GMD estimate   ● FZ   ● IHD   ● IHD 2   ● Mitchell   ● CS1



# Switzerland

COVERAGE  
1871–2010

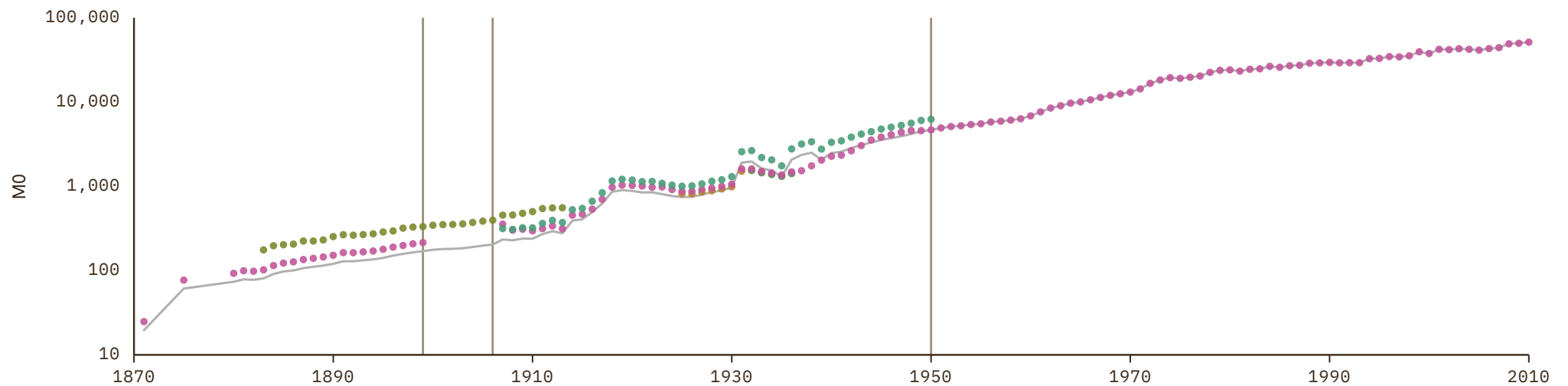
UNIT  
millions of LC

## 1 Source composition

SOURCE	CODE	TIME SPAN	NOTES
<a href="#">Brian Mitchell (2013)</a>	Mitchell	1871 - 1899	Ratio-spliced using overlapping data in 1900: (ratio = 79.2%).
<a href="#">Marc Flandreau et al. (2004)</a>	FZ	1900 - 1906	Ratio-spliced using overlapping data in 1907: (ratio = 51.3%).
<a href="#">Swiss National Bank (2009)</a>	CS1 CHE	1907 - 1950	Ratio-spliced using overlapping data in 1951: (ratio = 74.4%).
<a href="#">Brian Mitchell (2013)</a>	Mitchell	1951 - 2010	Ratio-spliced using overlapping data in 2011: (ratio = 100%).

## 2 Harmonised series

— GMD estimate | Source change ● FZ ● IHD ● IHD 2 ● Mitchell ● CS1



# Syria

COVERAGE  
1920–2010

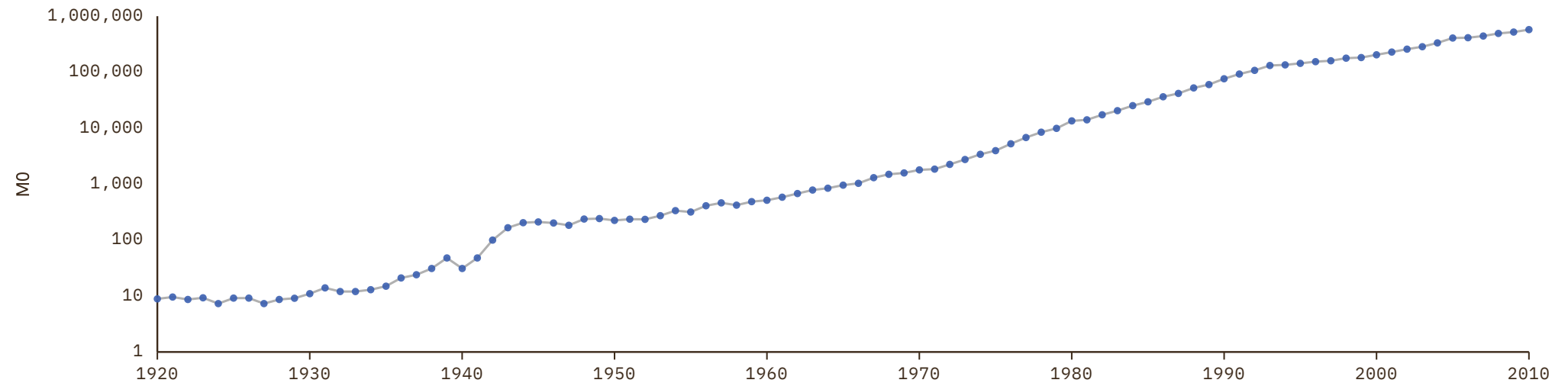
UNIT  
millions of LC

## 1 Source composition

SOURCE	CODE	TIME SPAN	NOTES
Brian Mitchell (2013)	Mitchell	1920 - 2010	Ratio-spliced using overlapping data in 2011: (ratio = 100%).

## 2 Harmonised series

— GMD estimate ● Mitchell



# Taiwan

COVERAGE  
1899–2019

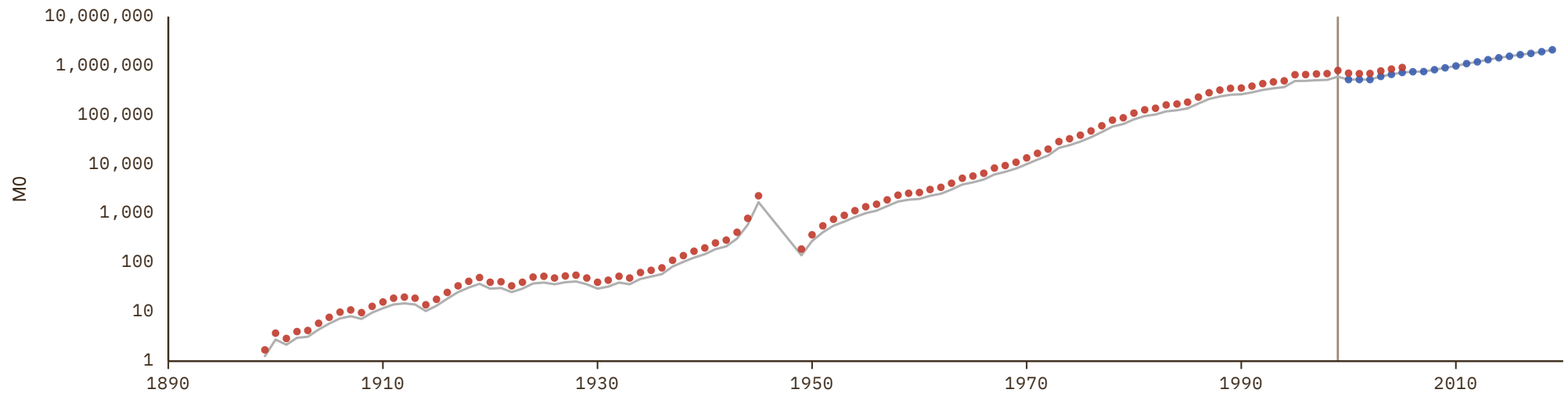
UNIT  
millions of LC

## 1 Source composition

SOURCE	CODE	TIME SPAN	NOTES
<a href="#">Brian Mitchell (2013)</a>	Mitchell	1899 - 1999	Ratio-spliced using overlapping data in 2000: (ratio = 74.4%).
<a href="#">Asian Development Bank (2024)</a>	ADB	2000 - 2019	Ratio-spliced using overlapping data in 2020: (ratio = 100%).

## 2 Harmonised series

— GMD estimate | Source change ● ADB ● Mitchell



# Tajikistan

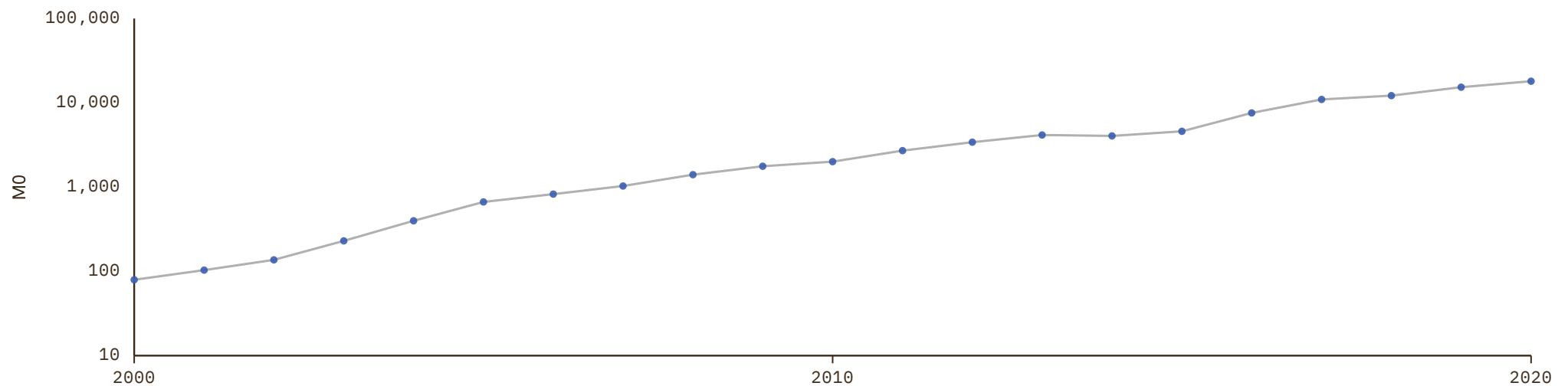
COVERAGE  
2000–2020UNIT  
millions of LC

## 1 Source composition

SOURCE	CODE	TIME SPAN	NOTES
Asian Development Bank (2024)	ADB	2000 - 2020	Ratio-spliced using overlapping data in 2021: (ratio = 100%).

## 2 Harmonised series

— GMD estimate ● ADB



# Tanzania

COVERAGE  
1966–2010

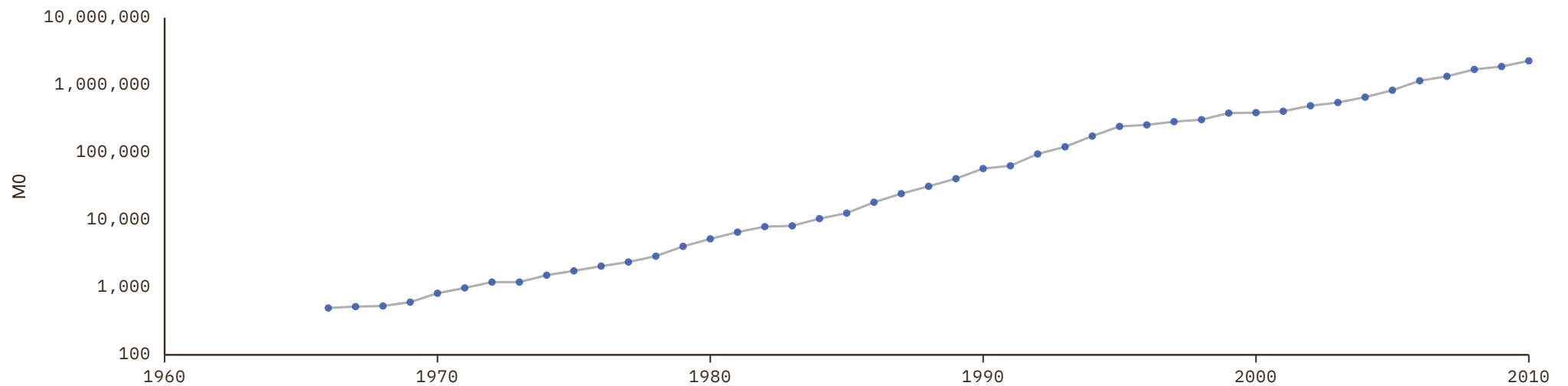
UNIT  
millions of LC

## 1 Source composition

SOURCE	CODE	TIME SPAN	NOTES
Brian Mitchell (2013)	Mitchell	1966 - 2010	Ratio-spliced using overlapping data in 2011: (ratio = 100%).

## 2 Harmonised series

— GMD estimate ● Mitchell



# Thailand

COVERAGE  
1902–2024

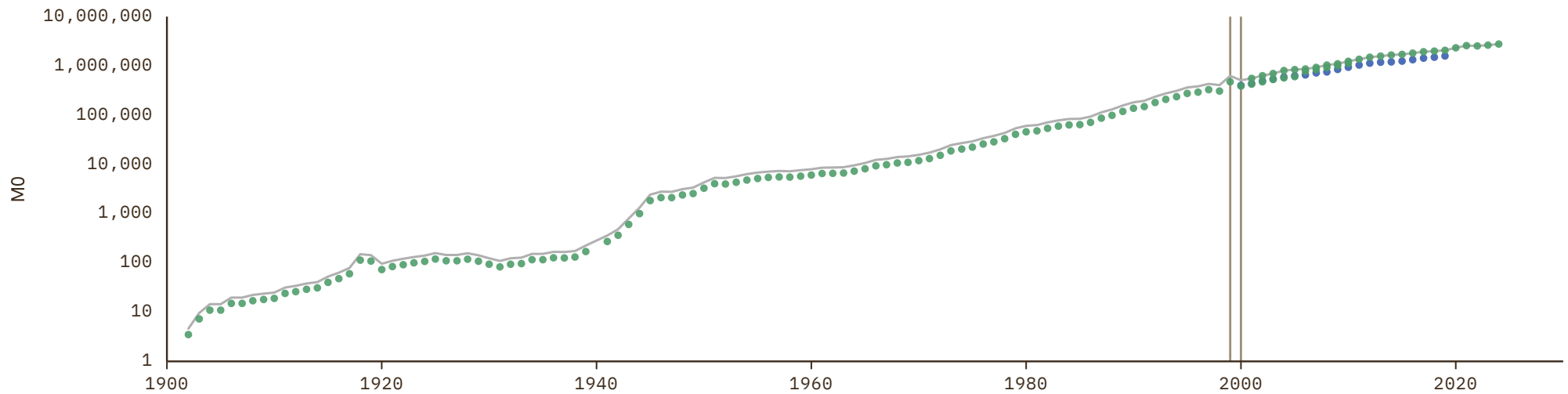
UNIT  
millions of LC

## 1 Source composition

SOURCE	CODE	TIME SPAN	NOTES
<a href="#">Brian Mitchell (2013)</a>	Mitchell	1902 - 1999	Ratio-spliced using overlapping data in 2000: (ratio = 131.7%).
<a href="#">Asian Development Bank (2024)</a>	ADB	2000 - 2000	Ratio-spliced using overlapping data in 2001: (ratio = 127.5%).
<a href="#">International Monetary Fund (2025)</a>	IMF IFS	2001 - 2024	Baseline source, overlaps with anchor year 2023.

## 2 Harmonised series

— GMD estimate | Source change ● ADB ● IMF IFS ● Mitchell



# Timor-Leste

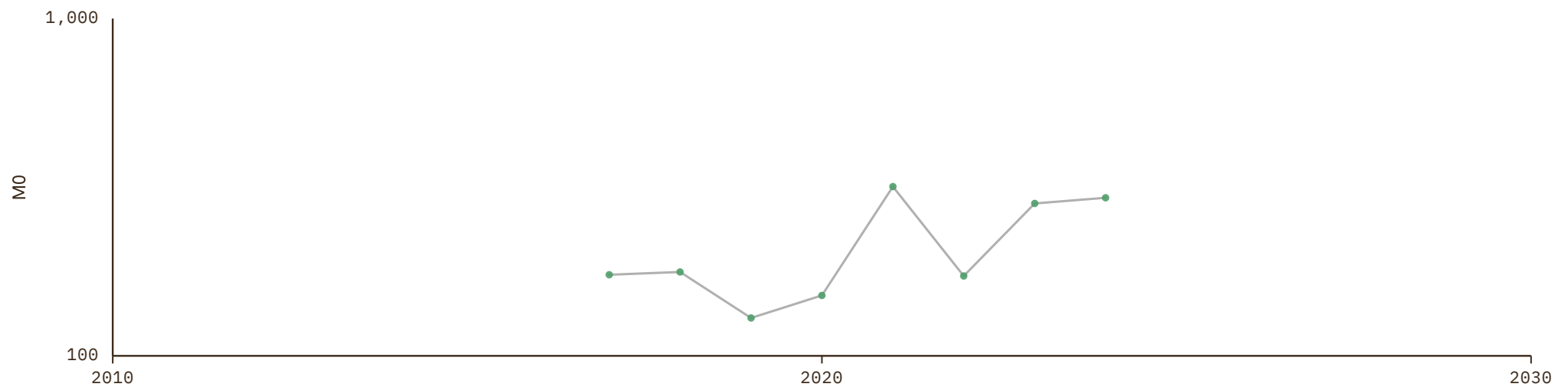
COVERAGE  
2017–2024UNIT  
millions of LC

## 1 Source composition

SOURCE	CODE	TIME SPAN	NOTES
International Monetary Fund (2025)	IMF IFS	2017 - 2024	Baseline source, overlaps with anchor year 2023.

## 2 Harmonised series

— GMD estimate ● IMF IFS



# Togo

COVERAGE  
1913–2025

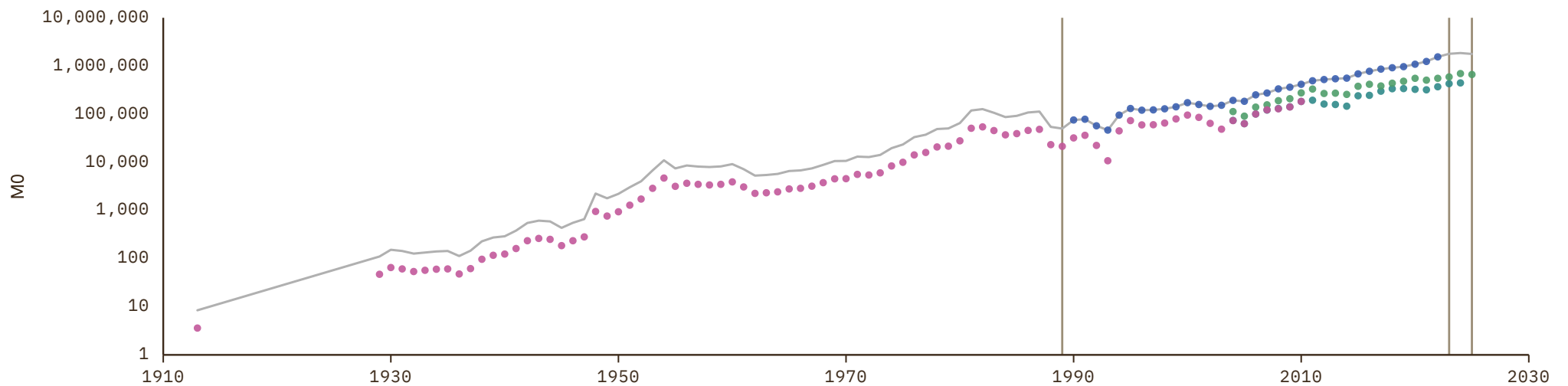
UNIT  
millions of LC

## 1 Source composition

SOURCE	CODE	TIME SPAN	NOTES
<a href="#">Brian Mitchell (2013)</a>	Mitchell	1913 - 1989	Ratio-spliced using overlapping data in 1990: (ratio = 234.7%).
<a href="#">African Union (2024)</a>	AFRISTAT	1990 - 2022	Ratio-spliced using overlapping data in 2023: (ratio = 100%).
<a href="#">BCEAO (2024)</a>	BCEAO	2023 - 2024	Baseline source, overlaps with anchor year 2023.
<a href="#">International Monetary Fund (2025)</a>	IMF IFS	2025 - 2025	Ratio-spliced using overlapping data in 2026: (ratio = 268%).

## 2 Harmonised series

— GMD estimate | Source change ● AFRISTAT ● BCEAO ● IMF IFS ● Mitchell



# Trinidad and Tobago

COVERAGE  
1937–2024

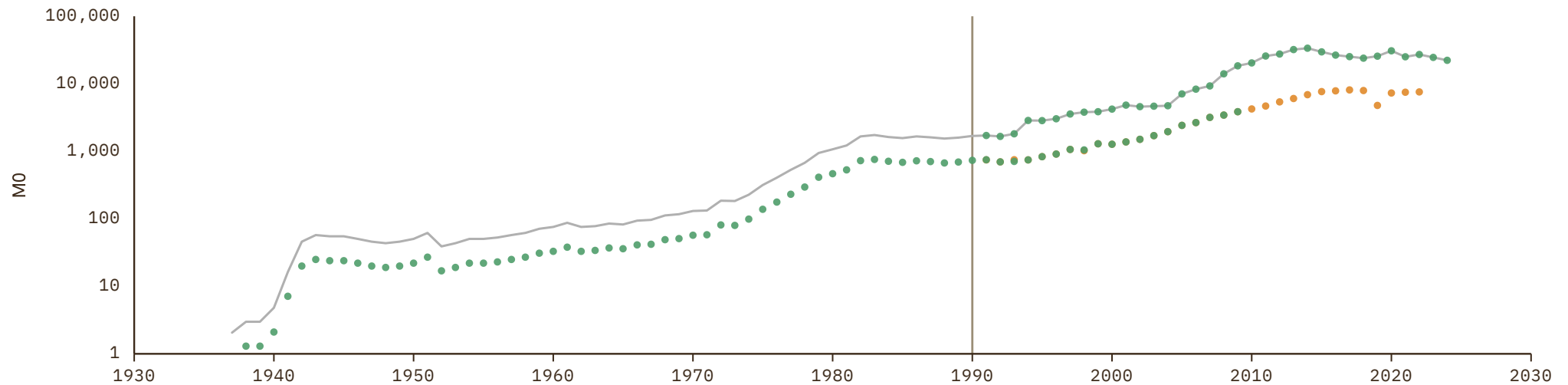
UNIT  
millions of LC

## 1 Source composition

SOURCE	CODE	TIME SPAN	NOTES
<a href="#">Brian Mitchell (2013)</a>	Mitchell	1937 - 1990	Ratio-spliced using overlapping data in 1991: (ratio = 229.3%).
<a href="#">International Monetary Fund (2025)</a>	IMF IFS	1991 - 2024	Baseline source, overlaps with anchor year 2023.

## 2 Harmonised series

— GMD estimate | Source change ● ECLAC ● IMF IFS ● Mitchell



# Tunisia

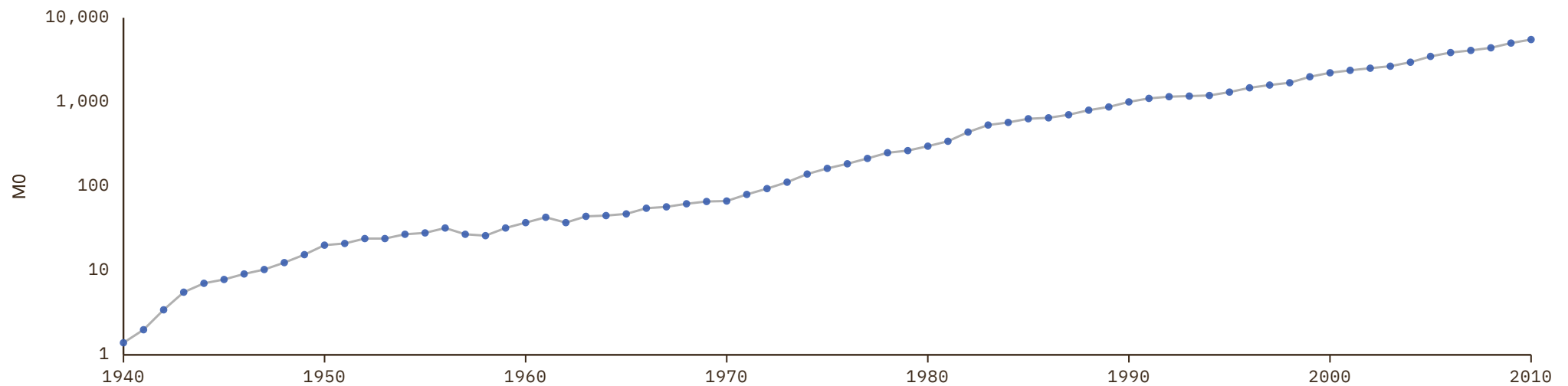
COVERAGE  
1940–2010UNIT  
millions of LC

## 1 Source composition

SOURCE	CODE	TIME SPAN	NOTES
Brian Mitchell (2013)	Mitchell	1940 - 2010	Ratio-spliced using overlapping data in 2011: (ratio = 100%).

## 2 Harmonised series

— GMD estimate ● Mitchell



# Turkey

COVERAGE  
1924–2010

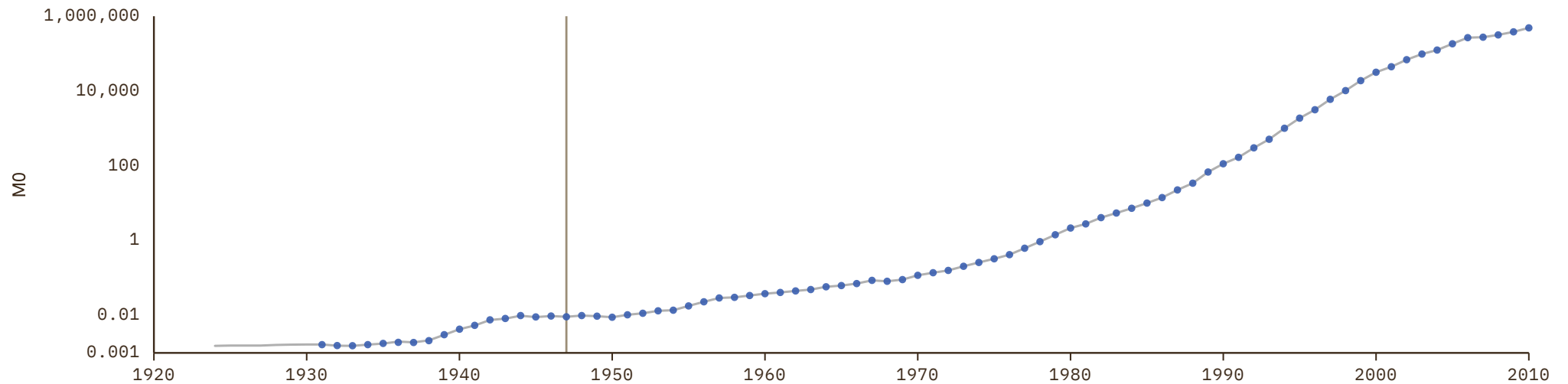
UNIT  
millions of LC

## 1 Source composition

SOURCE	CODE	TIME SPAN	NOTES
National Bank of Serbia (2024)	NBS	1924 - 1947	Ratio-spliced using overlapping data in 1948: (ratio = 990.6%).
Brian Mitchell (2013)	Mitchell	1948 - 2010	Ratio-spliced using overlapping data in 2011: (ratio = 100%).

## 2 Harmonised series

— GMD estimate | Source change ● Mitchell ● NBS



# Turkmenistan

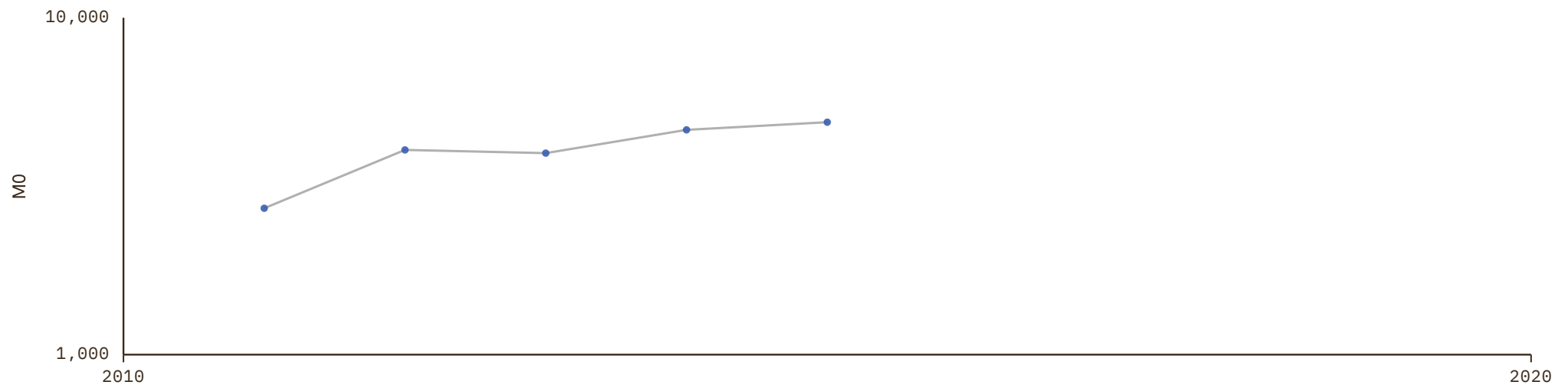
COVERAGE  
2011–2015UNIT  
millions of LC

## 1 Source composition

SOURCE	CODE	TIME SPAN	NOTES
Asian Development Bank (2024)	ADB	2011 - 2015	Ratio-spliced using overlapping data in 2016: (ratio = 100%).

## 2 Harmonised series

— GMD estimate ● ADB



# Uganda

COVERAGE  
1966–2025

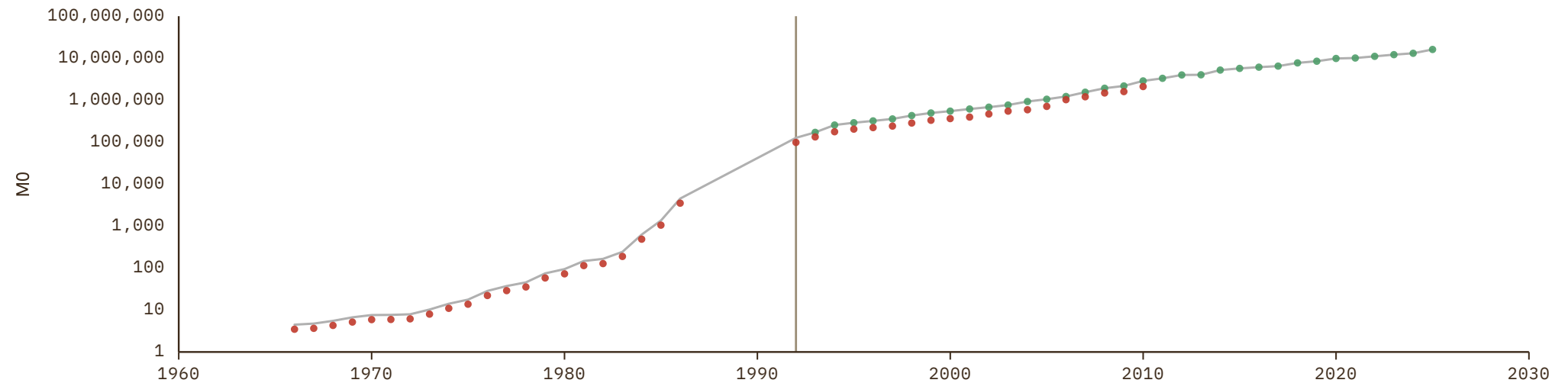
UNIT  
millions of LC

## 1 Source composition

SOURCE	CODE	TIME SPAN	NOTES
<a href="#">Brian Mitchell (2013)</a>	Mitchell	1966 - 1992	Ratio-spliced using overlapping data in 1993: (ratio = 128.9%).
<a href="#">International Monetary Fund (2025)</a>	IMF IFS	1993 - 2025	Baseline source, overlaps with anchor year 2023.

## 2 Harmonised series

— GMD estimate | Source change ● IMF IFS ● Mitchell



# Ukraine

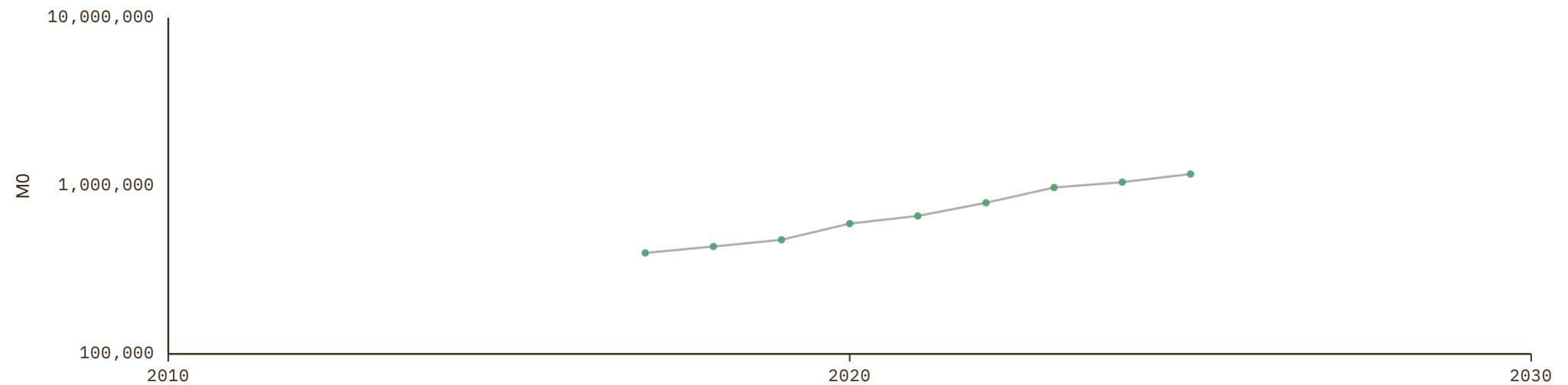
COVERAGE  
2017–2025UNIT  
millions of LC

## 1 Source composition

SOURCE	CODE	TIME SPAN	NOTES
International Monetary Fund (2025)	IMF IFS	2017 - 2025	Baseline source, overlaps with anchor year 2023.

## 2 Harmonised series

— GMD estimate ● IMF IFS



# United Arab Emirates

COVERAGE  
1973–2024

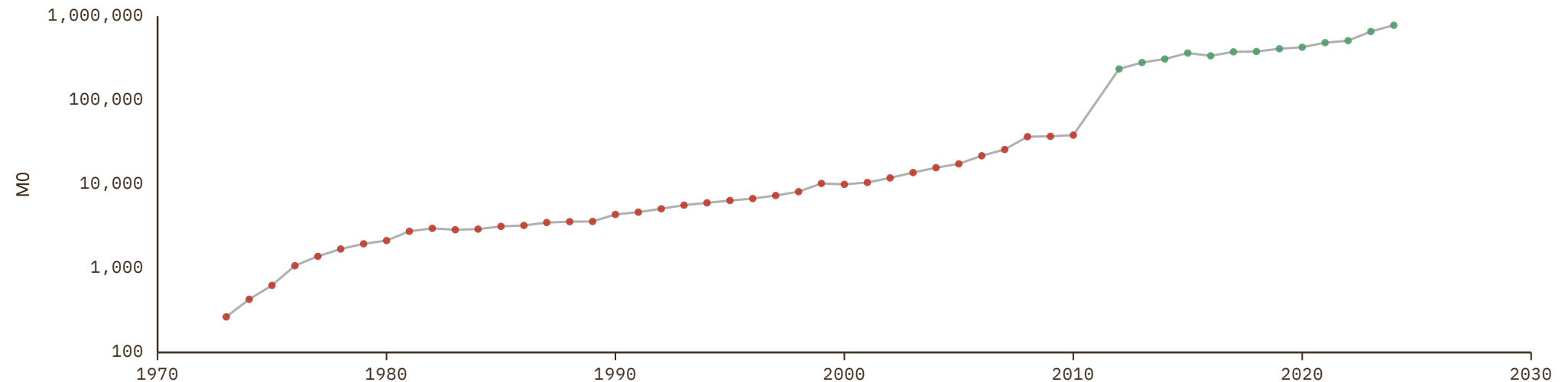
UNIT  
millions of LC

## 1 Source composition

SOURCE	CODE	TIME SPAN	NOTES
<a href="#">Brian Mitchell (2013)</a>	Mitchell	1973 - 2011	Ratio-spliced using overlapping data in 2012: (ratio = 100%).
<a href="#">International Monetary Fund (2025)</a>	IMF IFS	2012 - 2024	Baseline source, overlaps with anchor year 2023.

## 2 Harmonised series

— GMD estimate ● IMF IFS ● Mitchell



# United Kingdom

COVERAGE  
1750–2020

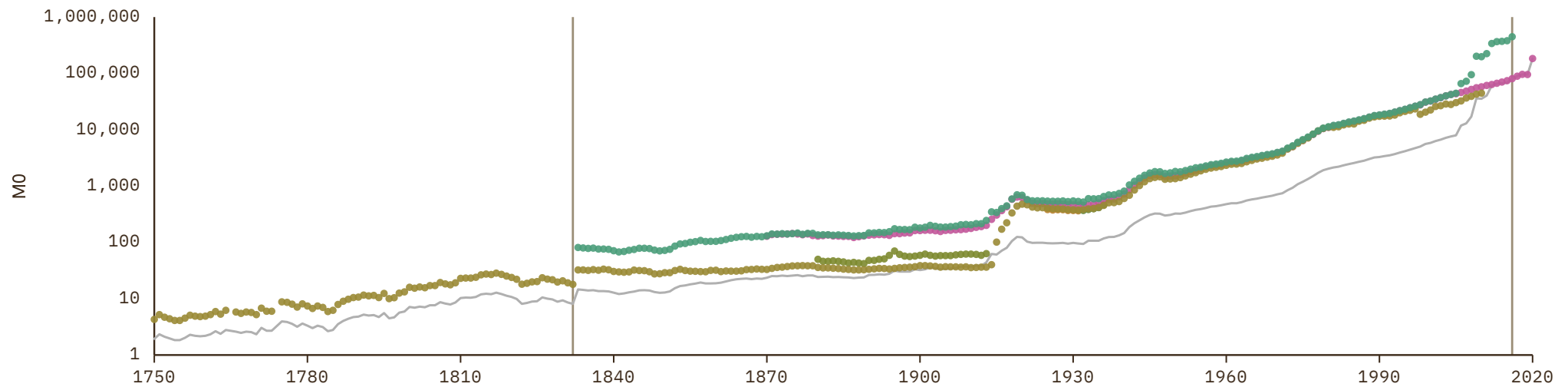
UNIT  
millions of LC

## 1 Source composition

SOURCE	CODE	TIME SPAN	NOTES
<a href="#">Brian Mitchell (2013)</a>	Mitchell	1750 - 1832	Ratio-spliced using overlapping data in 1833: (ratio = 44.8%).
<a href="#">Thomas et al. (2010)</a>	CS1 GBR	1833 - 2016	Ratio-spliced using overlapping data in 2017: (ratio = 17.9%).
<a href="#">Jordá et al. (2017)</a>	JST	2017 - 2020	Ratio-spliced using overlapping data in 2021: (ratio = 100%).

## 2 Harmonised series

— GMD estimate | Source change ● FZ ● IHD ● IHD 2 ● JST ● Mitchell ● CS1



# United States

COVERAGE  
1800–2026

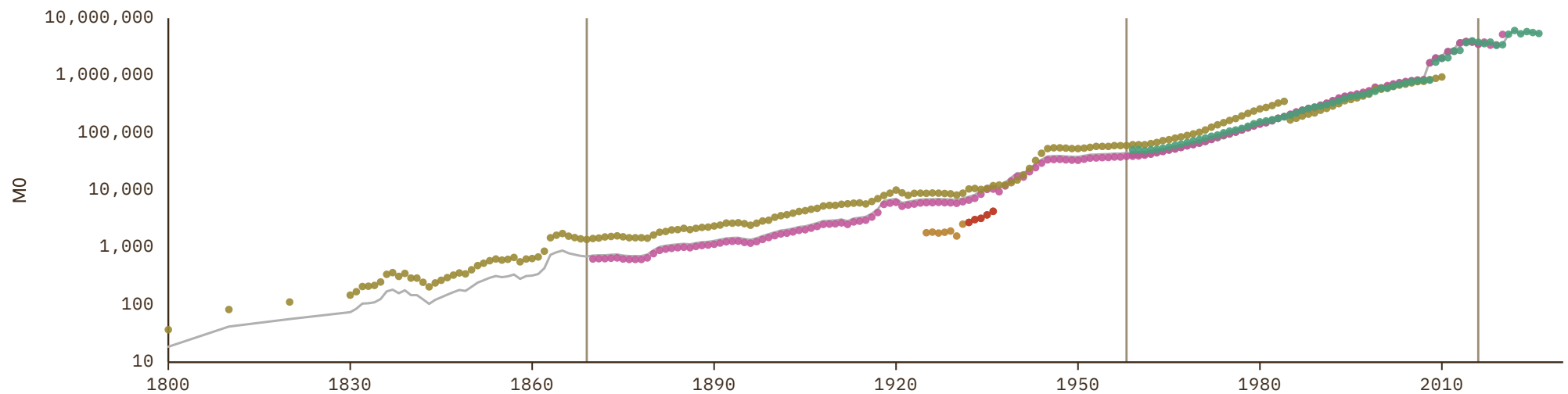
UNIT  
millions of LC

## 1 Source composition

SOURCE	CODE	TIME SPAN	NOTES
<a href="#">Brian Mitchell (2013)</a>	Mitchell	1800 - 1869	Ratio-spliced using overlapping data in 1870: (ratio = 50.5%).
<a href="#">Jordá et al. (2017)</a>	JST	1870 - 1958	Ratio-spliced using overlapping data in 1959: (ratio = 114.8%).
<a href="#">International Monetary Fund (2025)</a>	IMF IFS	1959 - 2016	Ratio-spliced using overlapping data in 2017: (ratio = 107.4%).
<a href="#">Fed. Reserve Bank of St. Louis (2024)</a>	CS1 USA	2017 - 2026	Baseline source, overlaps with anchor year 2023.

## 2 Harmonised series

— GMD estimate | Source change ● IHD ● IHD 2 ● IMF IFS ● JST ● Mitchell ● CS1



# Uruguay

COVERAGE  
1900–2024

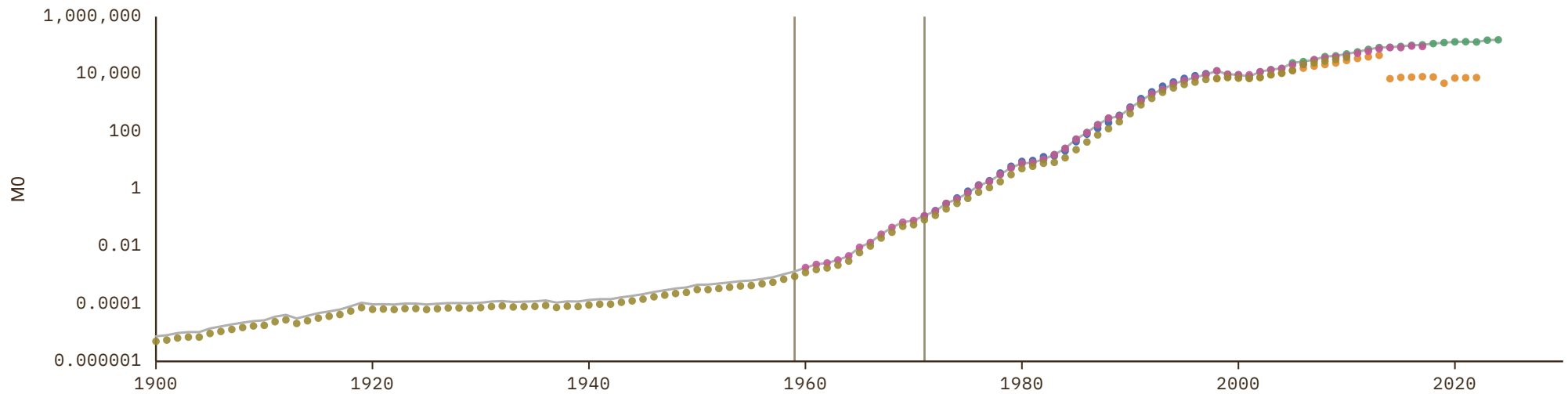
UNIT  
millions of LC

## 1 Source composition

SOURCE	CODE	TIME SPAN	NOTES
<a href="#">Brian Mitchell (2013)</a>	Mitchell	1900 - 1959	Ratio-spliced using overlapping data in 1960: (ratio = 148.8%).
<a href="#">Timothy J. Kehoe et al. (2022)</a>	MAFHOLA	1960 - 1971	Ratio-spliced using overlapping data in 1972: (ratio = 99.8%).
<a href="#">International Monetary Fund (2025)</a>	IMF IFS	1972 - 2024	Baseline source, overlaps with anchor year 2023.

## 2 Harmonised series

— GMD estimate | Source change ● BORDO ● ECLAC ● IMF IFS ● MAFHOLA ● Mitchell



# Uzbekistan

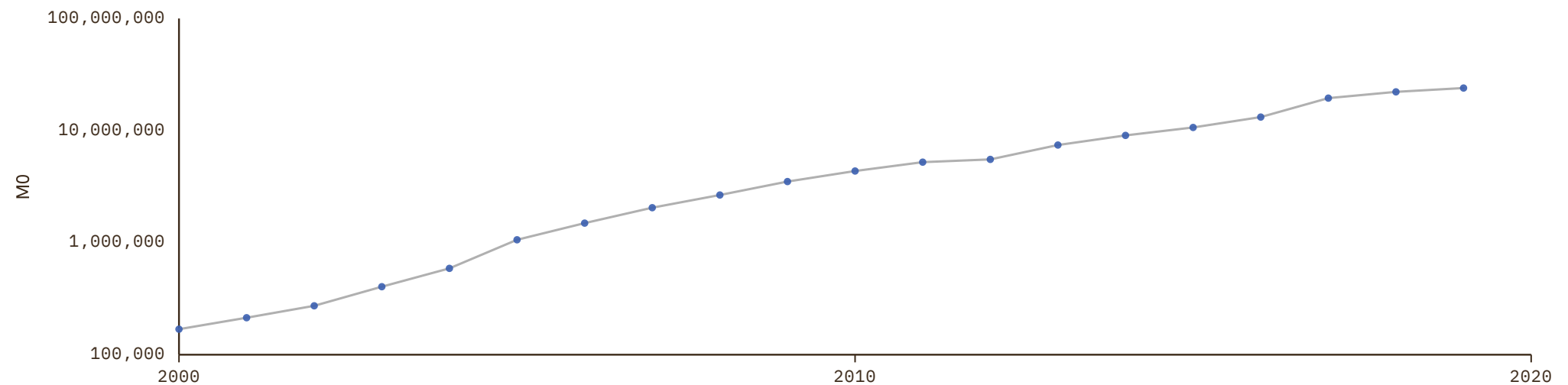
COVERAGE  
2000–2019UNIT  
millions of LC

## 1 Source composition

SOURCE	CODE	TIME SPAN	NOTES
Asian Development Bank (2024)	ADB	2000 - 2019	Ratio-spliced using overlapping data in 2020: (ratio = 100%).

## 2 Harmonised series

— GMD estimate ● ADB



# Venezuela

COVERAGE

1908–2016

UNIT

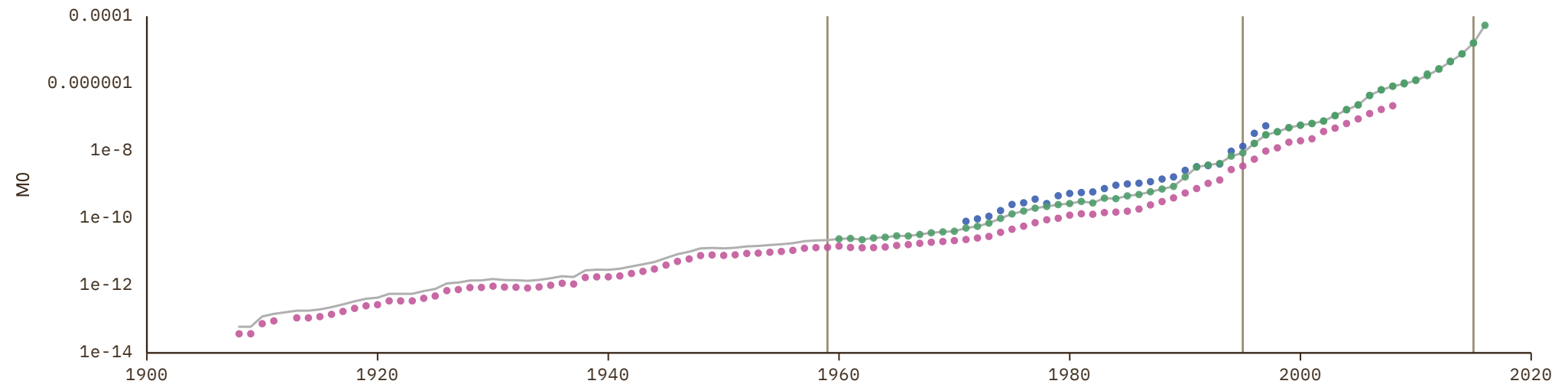
millions of LC

## 1 Source composition

SOURCE	CODE	TIME SPAN	NOTES
<a href="#">Brian Mitchell (2013)</a>	Mitchell	1908 - 1959	Ratio-spliced using overlapping data in 1960: (ratio = 162.6%).
<a href="#">Timothy J. Kehoe et al. (2022)</a>	MAFHOLA	1960 - 1995	Ratio-spliced using overlapping data in 1996: (ratio = 100%).
<a href="#">International Monetary Fund (2025)</a>	IMF IFS	1996 - 2015	Ratio-spliced using overlapping data in 2016: (ratio = 100%).
<a href="#">Timothy J. Kehoe et al. (2022)</a>	MAFHOLA	2016 - 2016	Ratio-spliced using overlapping data in 2017: (ratio = 100%).

## 2 Harmonised series

— GMD estimate | Source change ● BORDO ● IMF IFS ● MAFHOLA ● Mitchell



# Vietnam

COVERAGE  
1913–2023

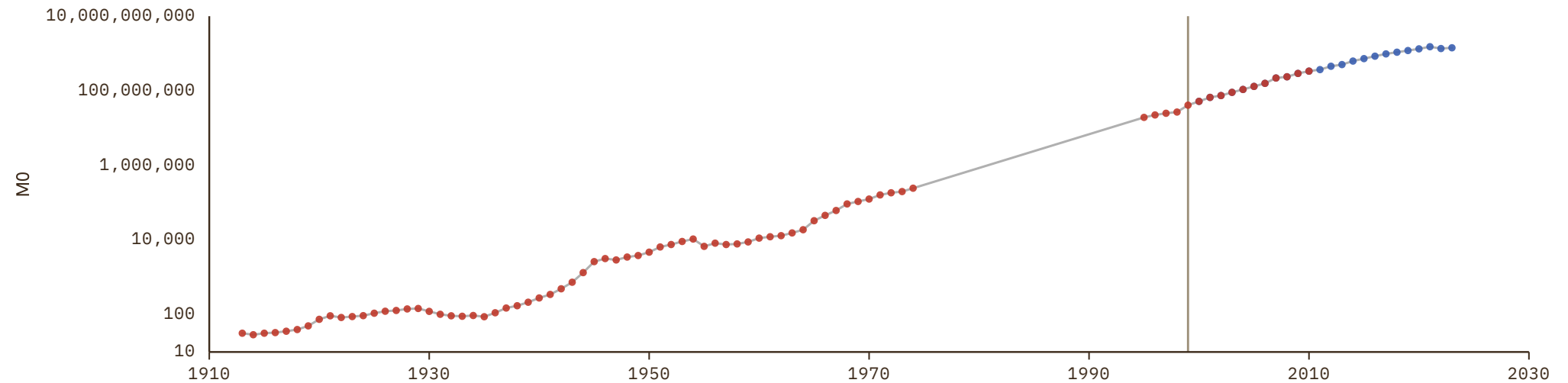
UNIT  
millions of LC

## 1 Source composition

SOURCE	CODE	TIME SPAN	NOTES
<a href="#">Brian Mitchell (2013)</a>	Mitchell	1913 - 1999	Ratio-spliced using overlapping data in 2000: (ratio = 100%).
<a href="#">Asian Development Bank (2024)</a>	ADB	2000 - 2023	Ratio-spliced using overlapping data in 2024: (ratio = 100%).

## 2 Harmonised series

— GMD estimate | Source change ● ADB ● Mitchell



# Yemen

COVERAGE  
1965–2010

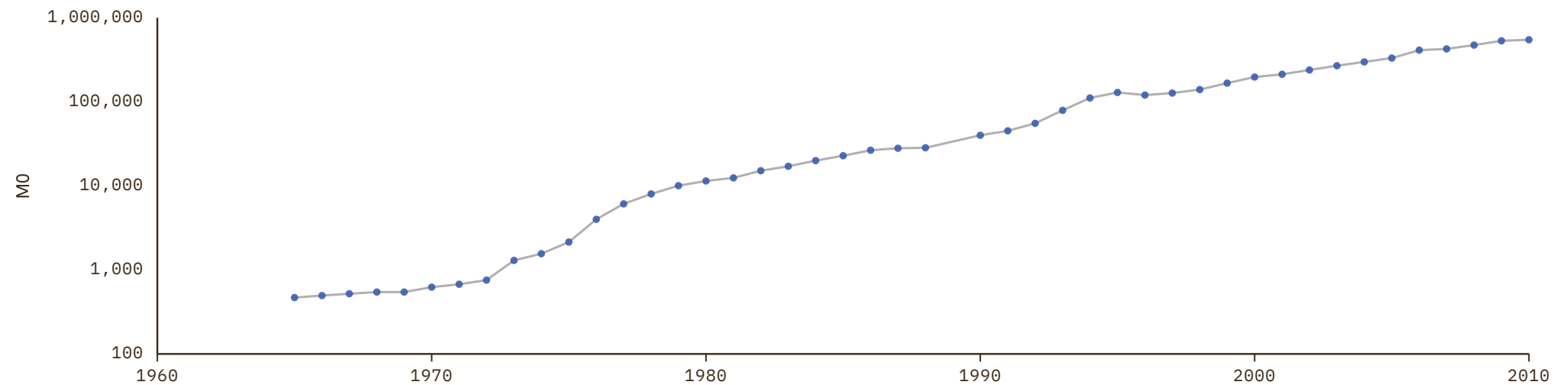
UNIT  
millions of LC

## 1 Source composition

SOURCE	CODE	TIME SPAN	NOTES
Brian Mitchell (2013)	Mitchell	1965 - 2010	Ratio-spliced using overlapping data in 2011: (ratio = 100%).

## 2 Harmonised series

— GMD estimate ● Mitchell



# Yugoslavia

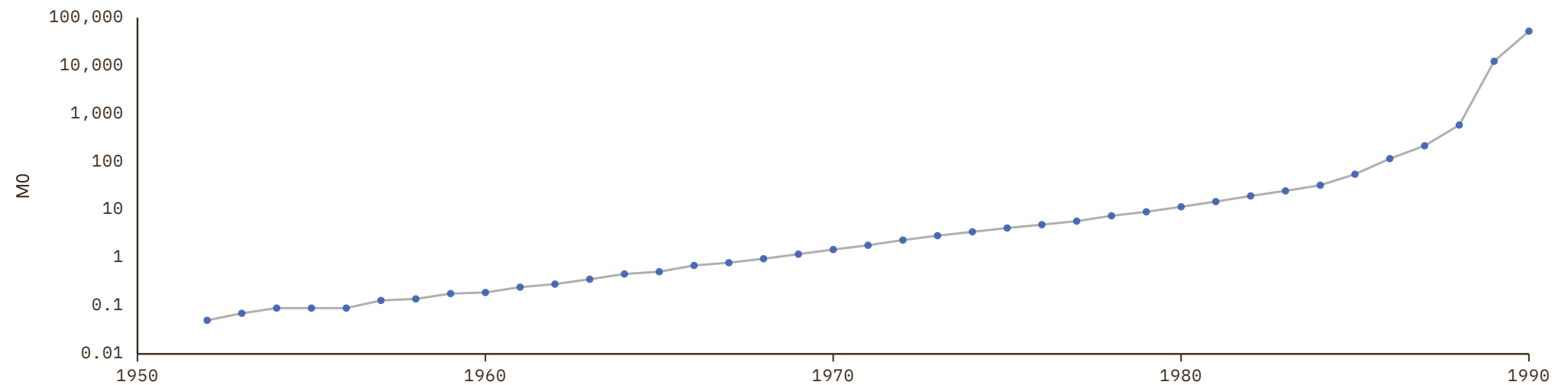
COVERAGE  
1952–1990UNIT  
millions of LC

## 1 Source composition

SOURCE	CODE	TIME SPAN	NOTES
<a href="#">Banushi et al. (2024)</a>	COMECON	1952 - 1990	Ratio-spliced using overlapping data in 1991: (ratio = 100%).

## 2 Harmonised series

— GMD estimate ● COMECON



# Zambia

COVERAGE  
1965–2025

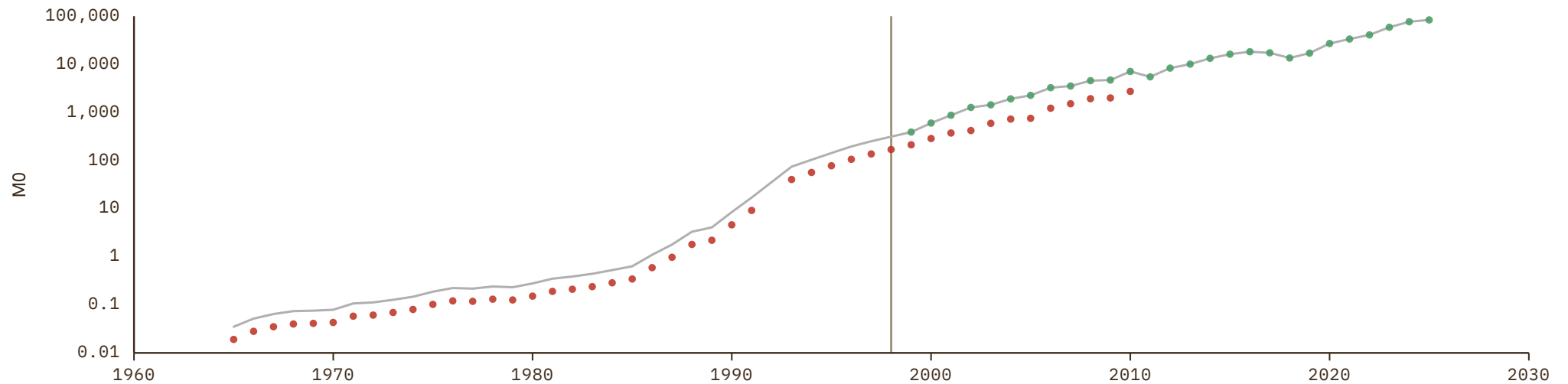
UNIT  
millions of LC

## 1 Source composition

SOURCE	CODE	TIME SPAN	NOTES
<a href="#">Brian Mitchell (2013)</a>	Mitchell	1965 - 1998	Ratio-spliced using overlapping data in 1999: (ratio = 184.2%).
<a href="#">International Monetary Fund (2025)</a>	IMF IFS	1999 - 2025	Baseline source, overlaps with anchor year 2023.

## 2 Harmonised series

— GMD estimate | Source change ● IMF IFS ● Mitchell



# Zimbabwe

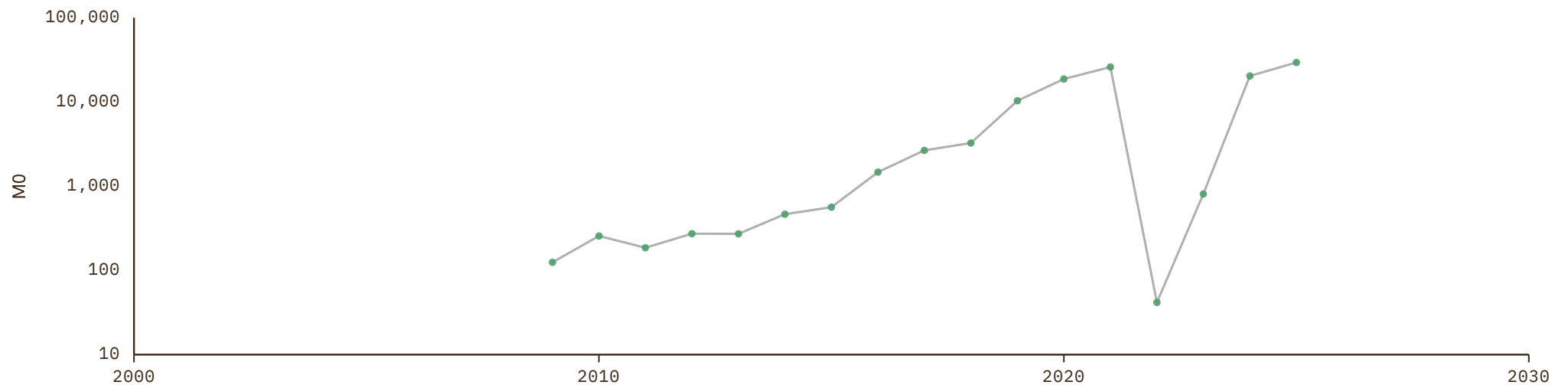
COVERAGE  
2009–2025UNIT  
millions of LC

## 1 Source composition

SOURCE	CODE	TIME SPAN	NOTES
<a href="#">International Monetary Fund (2025)</a>	IMF IFS	2009 - 2025	Baseline source, overlaps with anchor year 2023.

## 2 Harmonised series

— GMD estimate ● IMF IFS



# Antigua and Barbuda

COVERAGE  
1993–2020

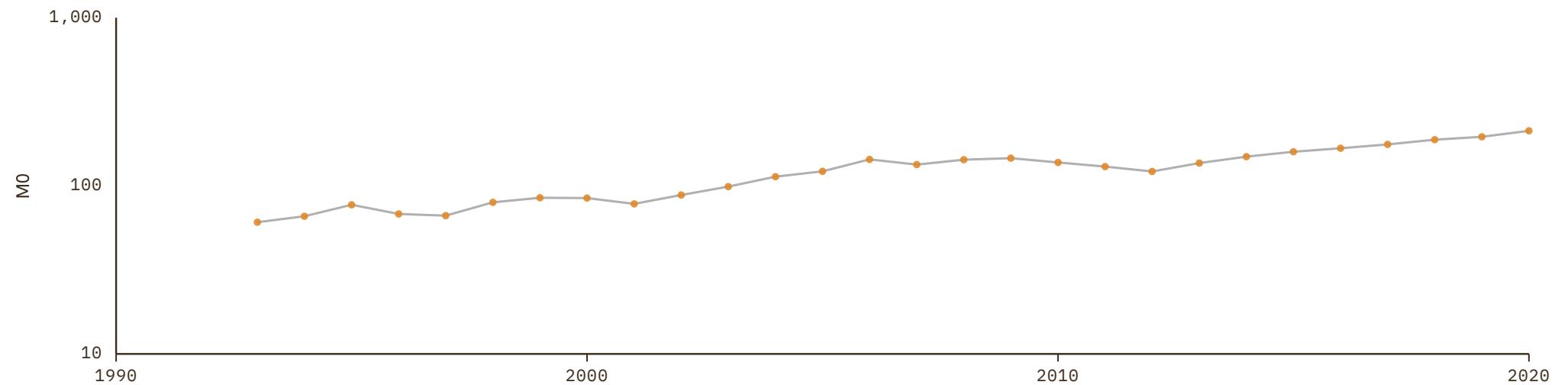
UNIT  
millions of LC

## 1 Source composition

SOURCE	CODE	TIME SPAN	NOTES
United Nations (2024)	ECLAC	1993 - 2020	Ratio-spliced using overlapping data in 2021: (ratio = 100%).

## 2 Harmonised series

— GMD estimate ● ECLAC



# Comoros

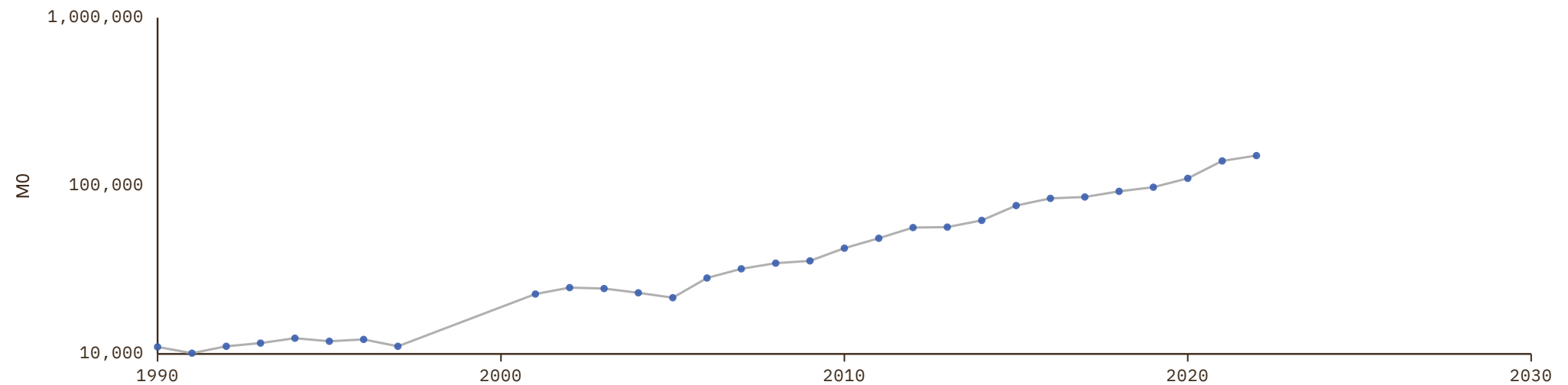
COVERAGE  
1990–2022UNIT  
millions of LC

## 1 Source composition

SOURCE	CODE	TIME SPAN	NOTES
African Union (2024)	AFRISTAT	1990 - 2022	Ratio-spliced using overlapping data in 2023: (ratio = 100%).

## 2 Harmonised series

— GMD estimate ● AFRISTAT



# Cook Islands

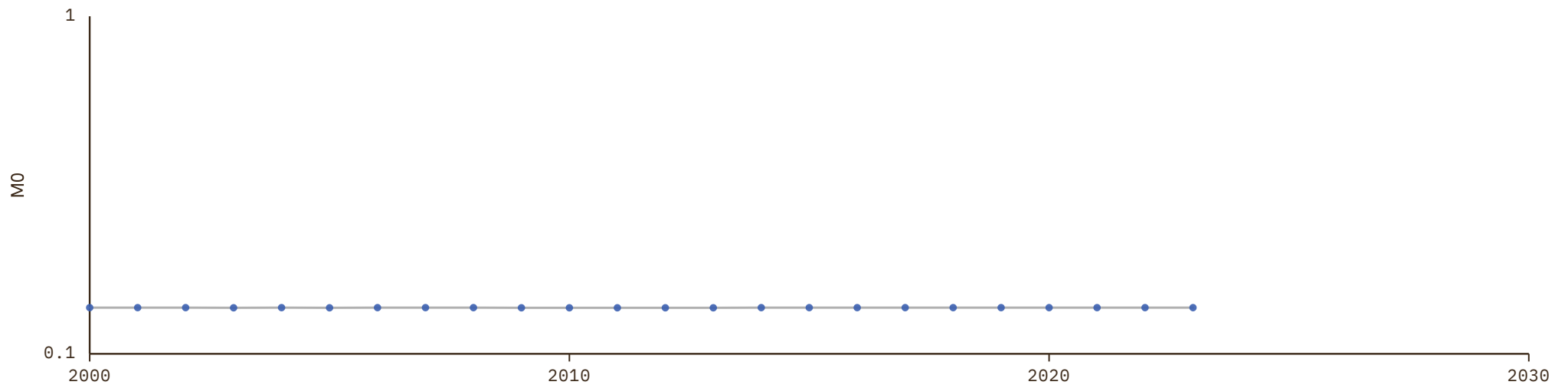
COVERAGE  
2000–2023UNIT  
millions of LC

## 1 Source composition

SOURCE	CODE	TIME SPAN	NOTES
Asian Development Bank (2024)	ADB	2000 - 2023	Ratio-spliced using overlapping data in 2024: (ratio = 100%).

## 2 Harmonised series

— GMD estimate ● ADB



# Macau

COVERAGE  
1940–2025

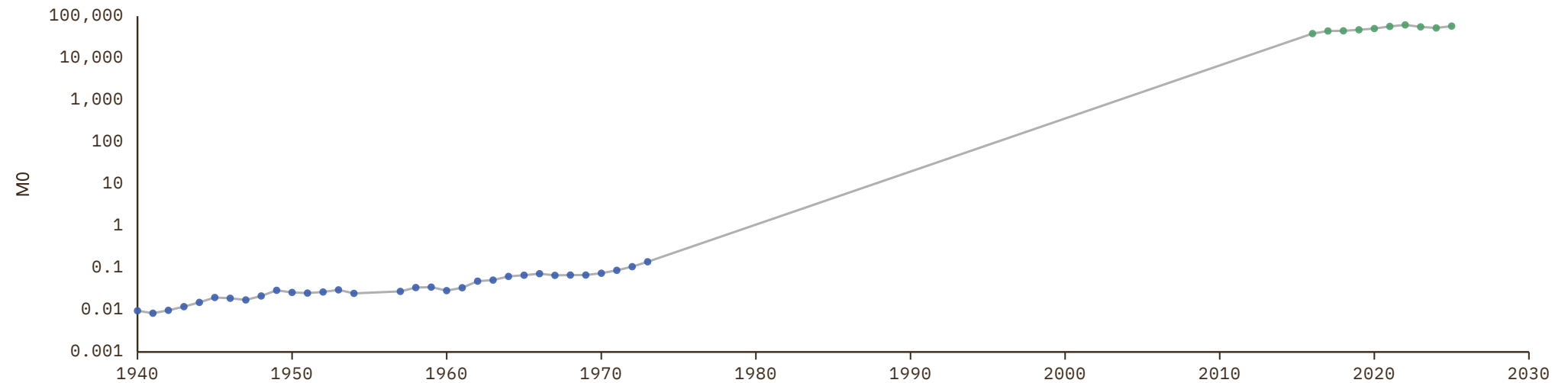
UNIT  
millions of LC

## 1 Source composition

SOURCE	CODE	TIME SPAN	NOTES
Schuler (2015)	HFS	1940 - 2015	Ratio-spliced using overlapping data in 2016: (ratio = 100%).
International Monetary Fund (2025)	IMF IFS	2016 - 2025	Baseline source, overlaps with anchor year 2023.

## 2 Harmonised series

— GMD estimate ● HFS ● IMF IFS



# Saint Kitts and Nevis

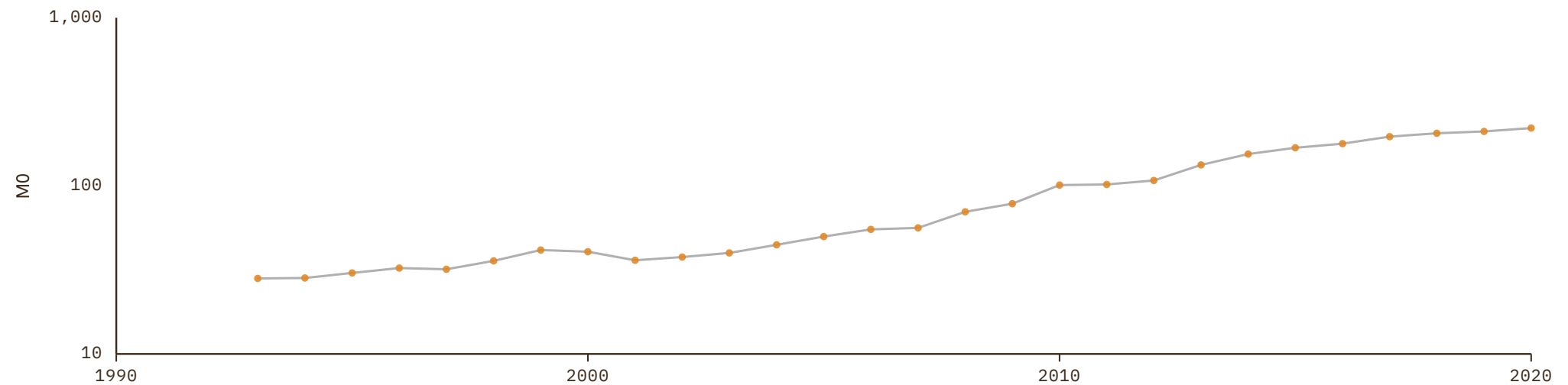
COVERAGE  
1993–2020UNIT  
millions of LC

## 1 Source composition

SOURCE	CODE	TIME SPAN	NOTES
United Nations (2024)	ECLAC	1993 - 2020	Ratio-spliced using overlapping data in 2021: (ratio = 100%).

## 2 Harmonised series

— GMD estimate ● ECLAC



# Saint Lucia

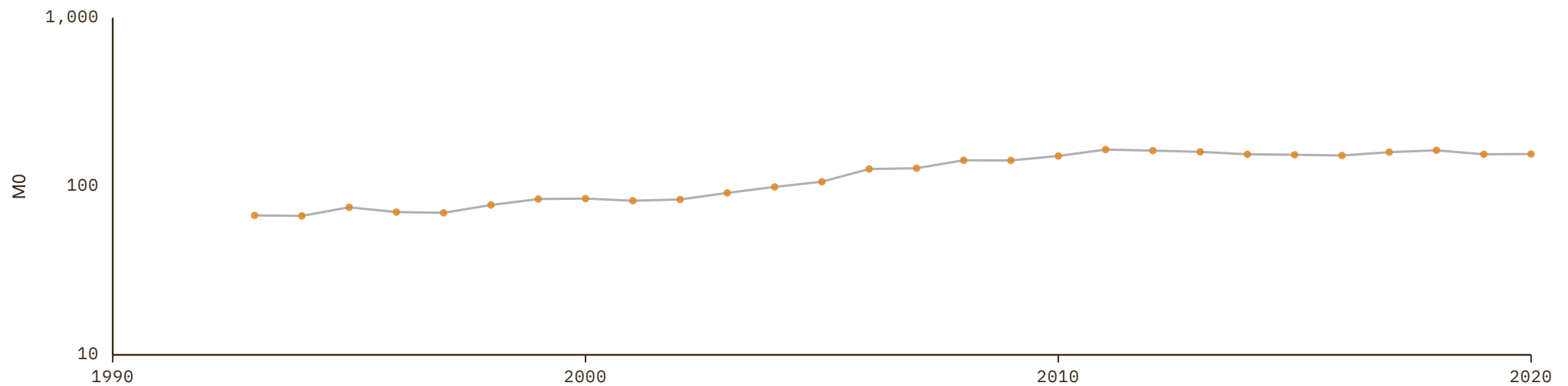
COVERAGE  
1993–2020UNIT  
millions of LC

## 1 Source composition

SOURCE	CODE	TIME SPAN	NOTES
United Nations (2024)	ECLAC	1993 - 2020	Ratio-spliced using overlapping data in 2021: (ratio = 100%).

## 2 Harmonised series

— GMD estimate ● ECLAC



# Saint Vincent and the Grenadines

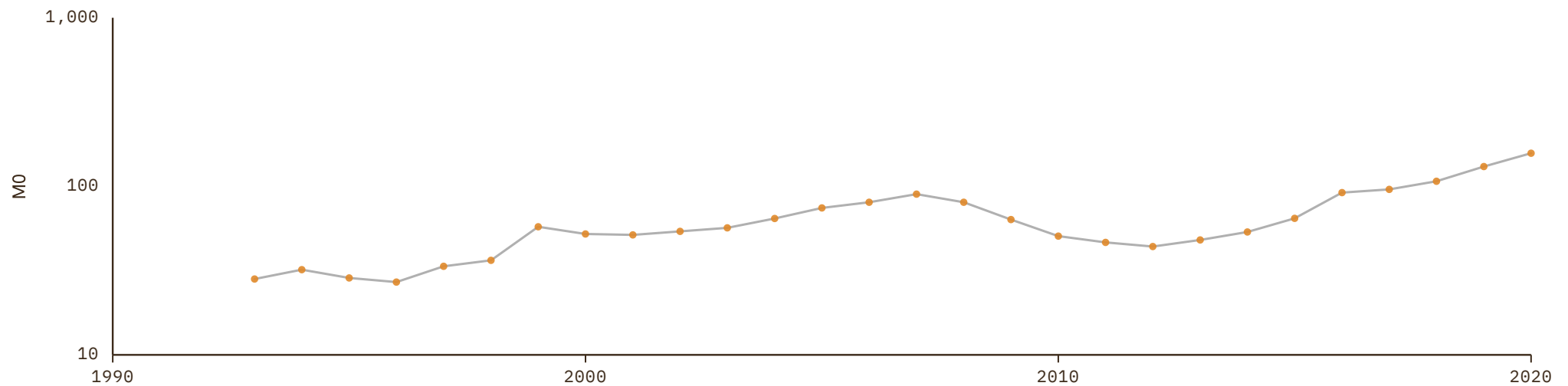
COVERAGE  
1993–2020UNIT  
millions of LC

## 1 Source composition

SOURCE	CODE	TIME SPAN	NOTES
United Nations (2024)	ECLAC	1993 - 2020	Ratio-spliced using overlapping data in 2021: (ratio = 100%).

## 2 Harmonised series

— GMD estimate ● ECLAC



# Samoa

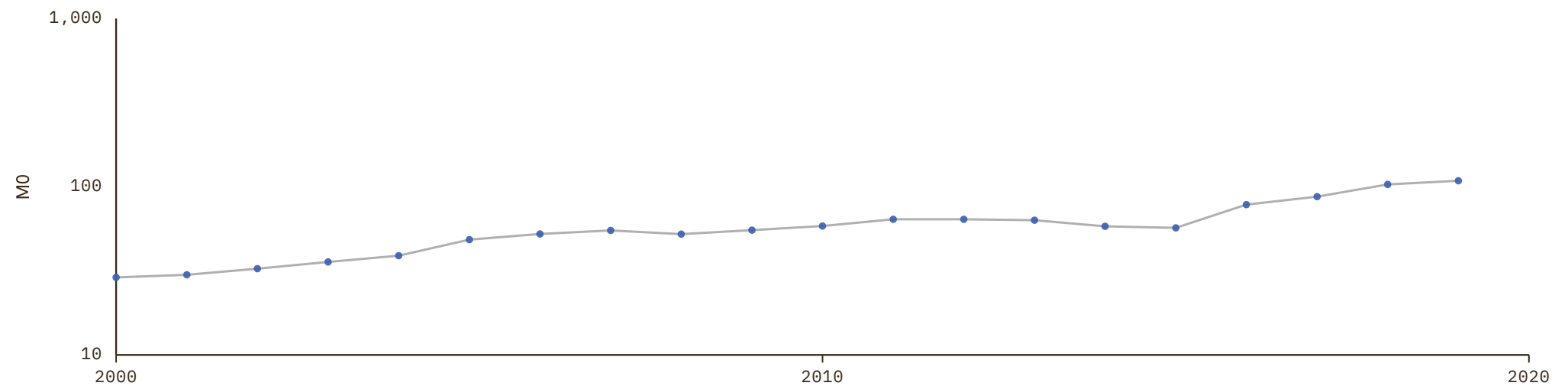
COVERAGE  
2000–2019UNIT  
millions of LC

## 1 Source composition

SOURCE	CODE	TIME SPAN	NOTES
Asian Development Bank (2024)	ADB	2000 - 2019	Ratio-spliced using overlapping data in 2020: (ratio = 100%).

## 2 Harmonised series

— GMD estimate ● ADB



# San Marino

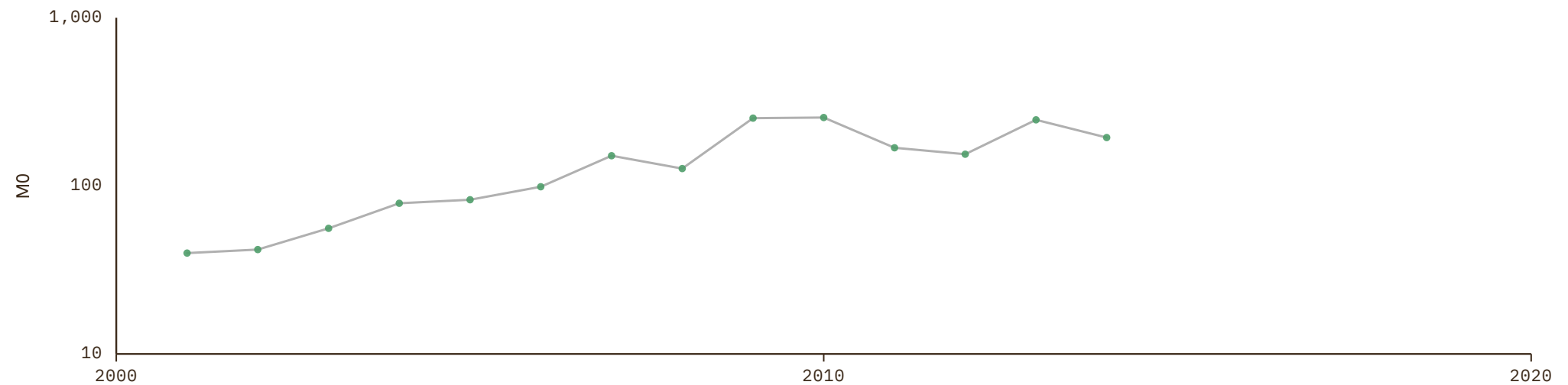
COVERAGE  
2001–2014UNIT  
millions of LC

## 1 Source composition

SOURCE	CODE	TIME SPAN	NOTES
<a href="#">International Monetary Fund (2025)</a>	IMF IFS	2001 - 2014	Ratio-spliced using overlapping data in 2015: (ratio = 100%).

## 2 Harmonised series

— GMD estimate ● IMF IFS



# Solomon Islands

COVERAGE  
2000–2024

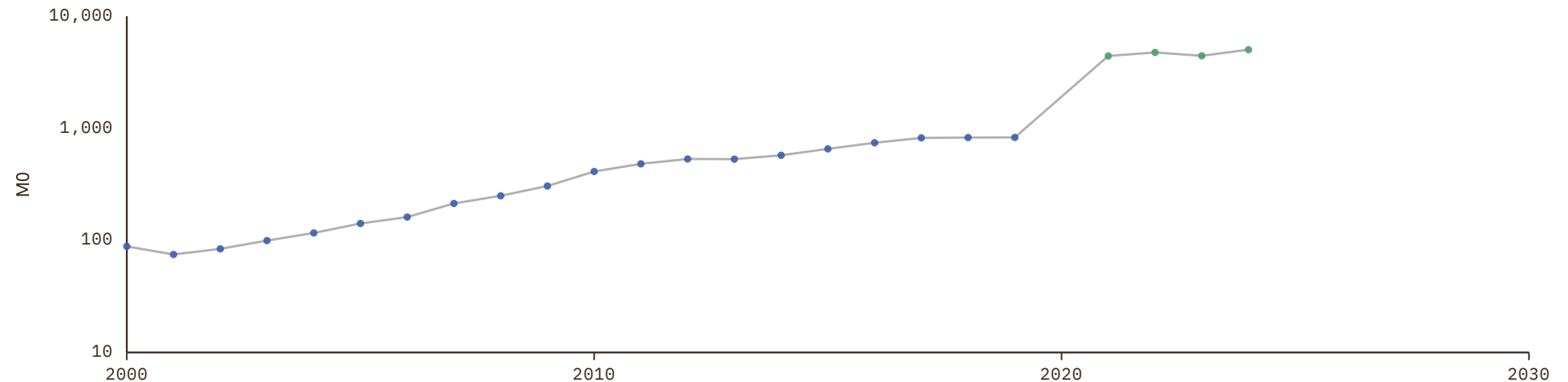
UNIT  
millions of LC

## 1 Source composition

SOURCE	CODE	TIME SPAN	NOTES
<a href="#">Asian Development Bank (2024)</a>	ADB	2000 - 2020	Ratio-spliced using overlapping data in 2021: (ratio = 100%).
<a href="#">International Monetary Fund (2025)</a>	IMF IFS	2021 - 2024	Baseline source, overlaps with anchor year 2023.

## 2 Harmonised series

— GMD estimate   ● ADB   ● IMF IFS



# Tonga

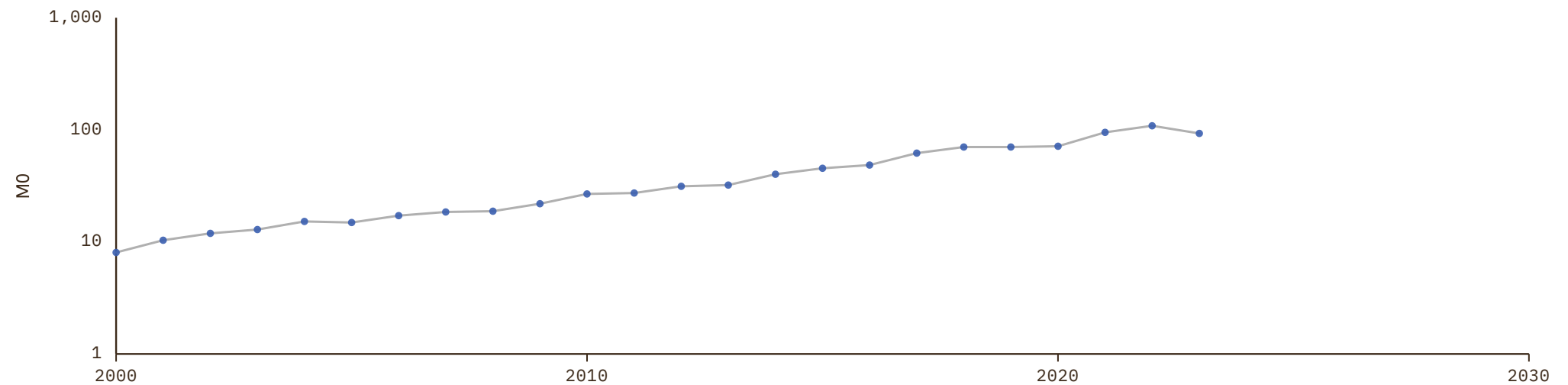
COVERAGE  
2000–2023UNIT  
millions of LC

## 1 Source composition

SOURCE	CODE	TIME SPAN	NOTES
Asian Development Bank (2024)	ADB	2000 - 2023	Ratio-spliced using overlapping data in 2024: (ratio = 100%).

## 2 Harmonised series

— GMD estimate ● ADB



# Vanuatu

COVERAGE  
2000–2024

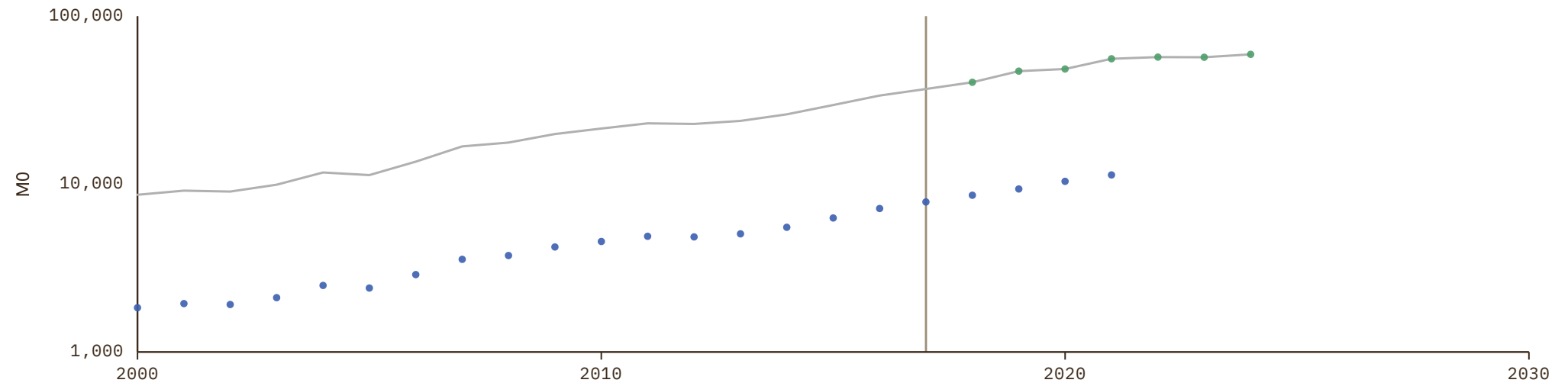
UNIT  
millions of LC

## 1 Source composition

SOURCE	CODE	TIME SPAN	NOTES
<a href="#">Asian Development Bank (2024)</a>	ADB	2000 - 2017	Ratio-spliced using overlapping data in 2018: (ratio = 470.7%).
<a href="#">International Monetary Fund (2025)</a>	IMF IFS	2018 - 2024	Baseline source, overlaps with anchor year 2023.

## 2 Harmonised series

— GMD estimate | Source change ● ADB ● IMF IFS



# References

---

**ADB** Asian Development Bank (2024). Key Indicators Database. <https://kiddb.adb.org>

---

**AFRISTAT** African Union (2024). AFRISTAT: The Economic and Statistical Observatory for Sub-Saharan Africa. <https://afristat.opendataforafrica.org>

---

**AHSTAT** IEC, Hitotsubashi University (2020). Asian Historical Statistics: Basic Data for Asian Economic History. <https://www.ier.hit-u.ac.jp/English/databases/index.html#c01>

---

**BCEAO** BCEAO (2024). La Base des Données Economiques et Financières. <https://www.bceao.int/fr/content/la-base-des-donnees-economiques-et-financieres>

---

**COMECON** Banushi, Xhesika and Bykova, Alexandra and Frei, Magdalena and Kochnev, Artem and Mara, Isilda and Neubauer, Manuel and Prasch, Renate and Ruskova, Hana and Schwarzhappel, Monika and Zenz, David (2024). Introducing the wiiw COMECON Dataset. The Vienna Institute for International Economic Studies (wiiw). <https://comecon.wiiw.ac.at/>

---

**CS1\_CAN** Statistics Canada (2024). Historical Statistics of Canada: Section F: Gross National Product, the Capital Stock, and Productivity. <https://www150.statcan.gc.ca/n1/pub/11-516-x/sectionf/4057751-eng.htm>

---

**CS1\_CHE** Swiss National Bank (2009). Swiss National Bank Historical Time Series. <https://www.snb.ch/en/the-snb/mandates-goals/statistics/statistics-pub/publication-history/historical-time-series>

---

**CS1\_COL** Banco de la República, Colombia (2024). Series Estadísticas Históricas. Banco de la República de Colombia. <https://uba.banrep.gov.co/htmlcommons/SeriesHistoricas/>

---

**CS1\_DEU** Deutsche Bundesbank (1998). 50 Jahre Deutsche Mark.

---

**CS1\_DZA** Bank of Algeria (2023). Indicateurs Monétaires. <https://www.bank-of-algeria.dz/situation-monetaire>

---

**CS1\_GBR** Thomas, Ryland and Hills, Sally and Dimsdale, Nicholas (2010). The UK Recession in Context — What Do Three Centuries of Data Tell Us?. <https://ideas.repec.org/a/boe/qbullt/0032.html>

---

**CS1\_HKG** Hong Kong Institute (2024). Hong Kong Economic History Database. Hong Kong Institute for Monetary and Financial Research. <https://www.aof.org.hk/research/HKIMR/publications-and-research/hong-kong-economic-history-database>

---

**CS1\_JPN** Bank of Japan (2024). Historical Statistics. Institute for Monetary and Economic Studies. <https://www.imes.boj.or.jp/en/historical/hstat/hstat.html>

---

**CS1\_MAR** Bank Al-Maghrib (2024). Séries Statistiques Monétaires. .

---

**CS1\_PER** Banco Central de Reserva, Perú (2022). BCRP 100 Años: Series Estadísticas. Banco Central de Reserva del Perú. <https://www.bcrp.gob.pe/>

---

**CS1\_POL** Statistics Poland (2024). Bank Danych Makroekonomicznych (BDM). <https://bdm.stat.gov.pl>

---

**CS1\_PRT** Inst. Nacional de Estatística (2001). Portuguese Historical Statistics. INE. <https://www.ine.pt/xurl/pub/138364>

---

**CS1\_SWE** Schön, Lennart and Krantz, Olle (2017). Swedish Historical National Accounts 1300-2020. School of Economics and Management, Lund University. <https://www.lusem.lu.se/economic-history/databases/economic-history-data/swedish-historical-national-accounts>

---

**CS1\_USA** Fed. Reserve Bank of St. Louis (2024). Federal Reserve Economic Data. <https://fred.stlouisfed.org/>

---

**CS1\_ZAF** South African Reserve Bank (2024). South African Reserve Bank Official Website. <https://www.resbank.co.za>

---

# References

**CS2\_ARG** Ministerio de Economía (2024). Informacion Economica al Dia - Apendice 8. <https://www.economia.gob.ar/download/infoeco/apendice8.xlsx>

**CS2\_AUS** Vamplew, Wray (1987). Australians: Historical Statistics. Fairfax, Syme & Weldon Associates.

**CS2\_COL** Banco de la República, Colombia (2026). Series Estadísticas Históricas — Unidad de Bases de Datos Apertura (UBA). Banco de la República de Colombia. <https://uba.banrep.gov.co>

**CS2\_DEU** Deutsche Bundesbank (1976). Deutsches Geld- und Bankwesen in Zahlen 1876-1945.

**CS2\_ISL** Statistics Iceland (1997). Hagskinna — Icelandic Historical Statistics from the 17th Century to 1990. Hagstofa Íslands. <https://baekur.is/bok/8f318e69-dc49-4a9f-a8ec-805b2352bad0>

**CS2\_ITA** Piselli, Paola and Vercelli, Fabio (2023). I Titoli Pubblici nei Bilanci delle Banche 1890-2016. Banca d'Italia. <https://www.bancaditalia.it/statistiche/tematiche/stat-storiche/stat-storiche-moneta/index.html>

**CS2\_KOR** Cha, Myung Soo and Kim, Nak Nyeon and Park, Ki-Joo and Park, Yitaek (2022). Historical Statistics of Korea. Springer.

**CS3\_ARG** Ferreres, Orlando J and others (2005). Dos Siglos de Economía Argentina. Buenos Aires: Fundación norte y sur,.

**CS3\_DEU** Sprenger, Bernd (1982). Geldmengenänderungen in Deutschland seit 1835.

**CS3\_ESP** Martín-Aceña, Pablo (2018). Money in Spain. New Historical Statistics 1830-1998. Banco de España. <https://ssrn.com/abstract=3126163>

**ECLAC** United Nations (2024). Economic Commission for Latin America and the Caribbean Statistics. <https://www.cepal.org/en>

**FZ** Marc Flandreau and Frédéric Zumer (2004). The Making of Global Finance 1880-1913. OECD. <https://www.oecd-ilibrary.org/content/publication/9789264015364-en>

**HFS** Schuler, Kurt (2015). Establishing an International Data Archive on Free Banking. The Johns Hopkins Institute for Applied Economics, Global Health, and the Study of Business Enterprise. <https://ideas.repec.org/p/ris/jhisae/0024.html>

**IHD** Ellison, Martin and Lee, Sang Seok and O'Rourke, Kevin Hjortshøj (2024). The Ends of 27 Big Depressions. <https://ideas.repec.org/a/aea/aecrev/v114y2024i1p134-68.html>

**IMF\_IFS** International Monetary Fund (2025). IMF Data Portal. .

**JST** Jordá, Óscar and Schularick, Moritz and Taylor, Alan M. (2017). Macrofinancial History and the New Business Cycle Facts. <https://ideas.repec.org/a/ucp/macann/doi10.1086-690241.html>

**MAFHOLA** Timothy J. Kehoe and Juan Pablo Nicolini (2022). A Monetary and Fiscal History of Latin America, 1960-2017. University of Minnesota Press. <https://bflatinamerica.uchicago.edu/entities/monetary-and-fiscal-history-of-latin-america/>

**Mitchell** Brian Mitchell (2013). International Historical Statistics. Palgrave Macmillan London. <https://doi.org/10.1057/978-1-137-30568-8>

**NBS** National Bank of Serbia (2024). South-Eastern European Monetary and Economic Statistics from the 19th Century to World War II. <https://www.nbs.rs/en/drugi-nivo-navigacije/publikacije-i-istrazivanja/seemhn/seemhn-dctf/>

**SECMCA\_HIST** Consejo Monetario Centroamericano (2017). Estadísticas Macroeconómicas Históricas 1960-2017. Per-country Excel workbooks (CR/DO/GT/HN/NL/SV) plus the regional comparative file COMPARATIVO\_PAISES.xlsx. <https://www.secmca.org/estadisticas-historicas-1960-2017/>