

Money Supply (M4)

millions of LC

RELEASE

2026_07

COVERAGE

1870 – 2020

M4

Mexico	3
Philippines	4
Tajikistan	5
United Kingdom	6
References	7

Mexico

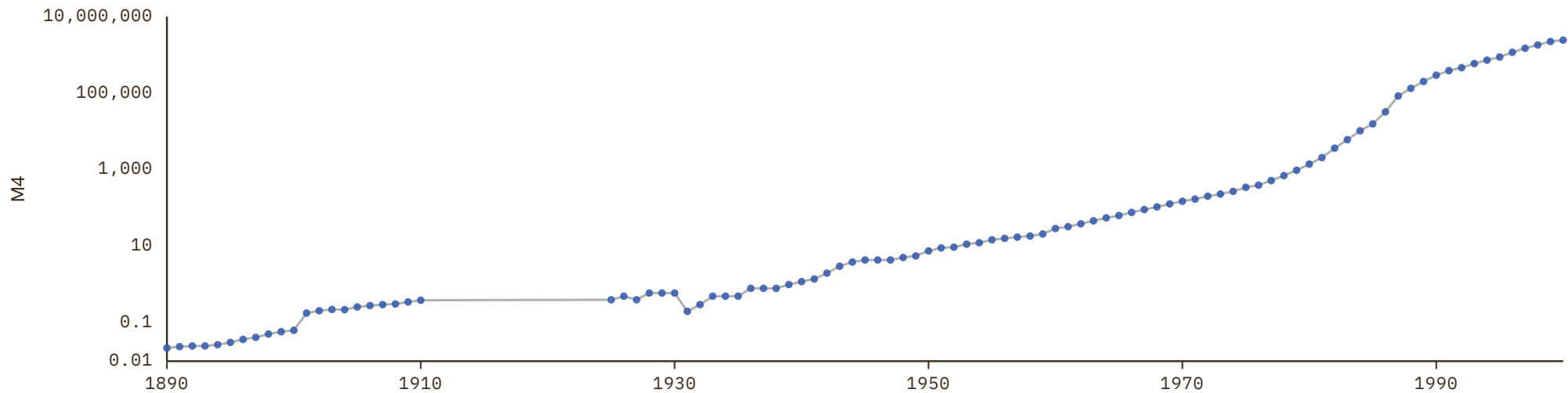
COVERAGE
1890–2000UNIT
millions of LC

1 Source composition

SOURCE	CODE	TIME SPAN	NOTES
Schuler (2015)	HFS	1890 - 2000	Ratio-spliced using overlapping data in 2001: (ratio = 100%).

2 Harmonised series

— GMD estimate ● HFS



Philippines

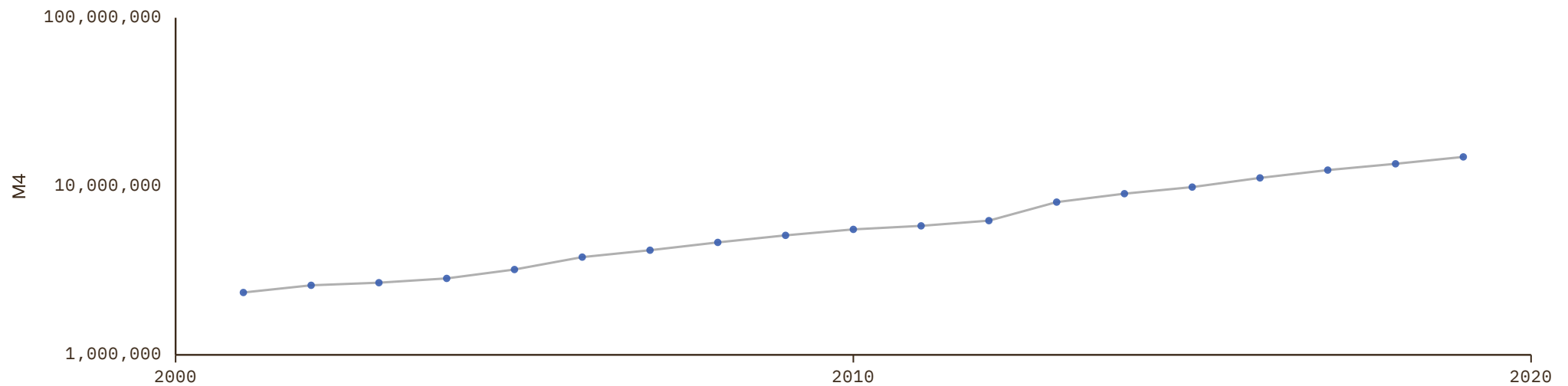
COVERAGE
2001–2019UNIT
millions of LC

1 Source composition

SOURCE	CODE	TIME SPAN	NOTES
Asian Development Bank (2024)	ADB	2001 - 2019	Baseline source, overlaps with anchor year 2018.

2 Harmonised series

— GMD estimate ● ADB



Tajikistan

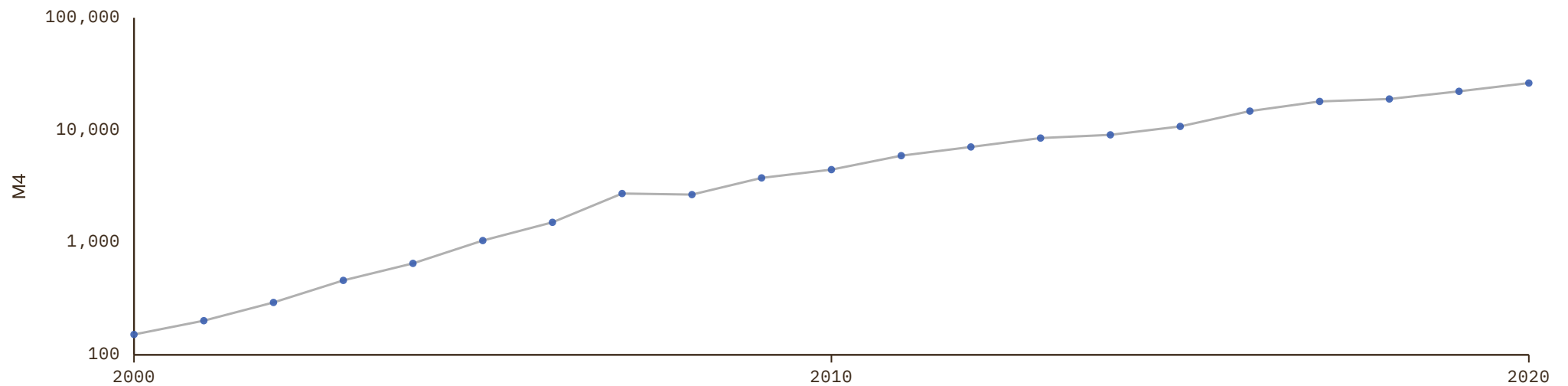
COVERAGE
2000–2020UNIT
millions of LC

1 Source composition

SOURCE	CODE	TIME SPAN	NOTES
Asian Development Bank (2024)	ADB	2000 - 2020	Baseline source, overlaps with anchor year 2018.

2 Harmonised series

— GMD estimate ● ADB



United Kingdom

COVERAGE
1870–2020

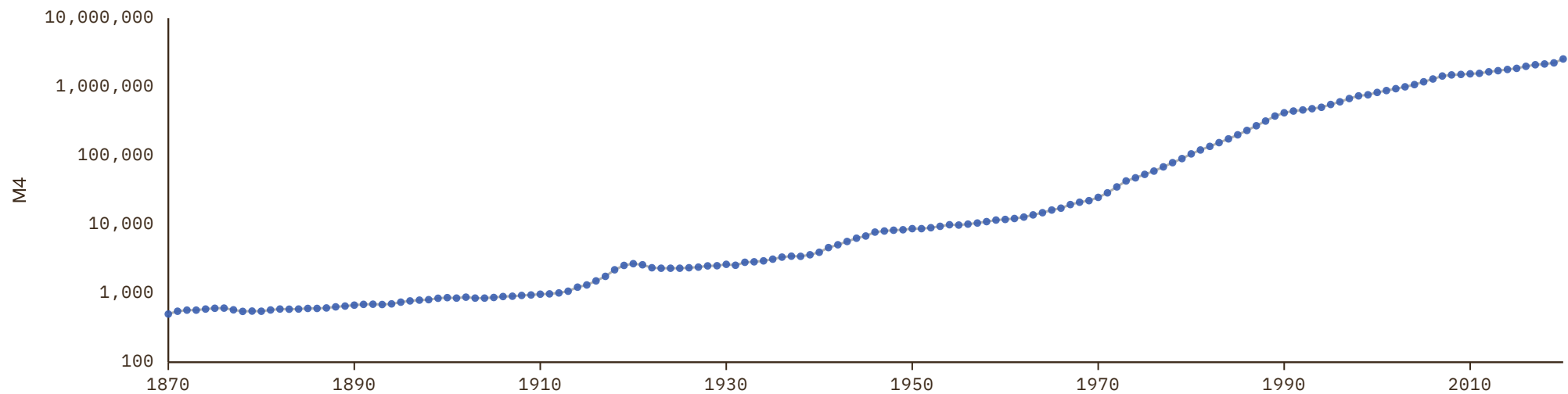
UNIT
millions of LC

1 Source composition

SOURCE	CODE	TIME SPAN	NOTES
Jordá et al. (2017)	JST	1870 - 2020	Baseline source, overlaps with anchor year 2018.

2 Harmonised series

— GMD estimate ● JST



References

ADB Asian Development Bank (2024). Key Indicators Database. <https://kidb.adb.org>

HFS Schuler, Kurt (2015). Establishing an International Data Archive on Free Banking. The Johns Hopkins Institute for Applied Economics, Global Health, and the Study of Business Enterprise. <https://ideas.repec.org/p/ris/jhisae/0024.html>

JST Jordá, Óscar and Schularick, Moritz and Taylor, Alan M. (2017). Macroeconomic History and the New Business Cycle Facts. <https://ideas.repec.org/a/ucp/macann/doi10.1086-690241.html>
