

USD Exchange Rate

1 USD in LC

RELEASE

2026_07

COVERAGE

1791 – 2030

USD EXCHANGE RATE

Afghanistan	12
Albania	13
Algeria	14
Angola	15
Argentina	16
Armenia	17
Australia	18
Austria	19
Azerbaijan	20
Bahamas	21
Bahrain	22
Bangladesh	23
Barbados	24
Belarus	25
Belgium	26
Belize	27
Benin	28
Bermuda	29
Bhutan	30
Bolivia	31
Bosnia and Herzegovina	32
Botswana	33
Brazil	34
Brunei	35

USD EXCHANGE RATE

Bulgaria	36
Burkina Faso	37
Burundi	38
Cambodia	39
Cameroon	40
Canada	41
Cape Verde	42
Central African Republic	43
Chad	44
Chile	45
China	46
Colombia	47
Costa Rica	48
Croatia	49
Cuba	50
Cyprus	51
Czech Republic	52
Czechoslovakia	53
Democratic Republic of Yemen	54
Democratic Republic of the Congo	55
Denmark	56
Djibouti	57
Dominica	58
Dominican Republic	59

USD EXCHANGE RATE

Ecuador	60
Egypt	61
El Salvador	62
Equatorial Guinea	63
Eritrea	64
Estonia	65
Eswatini	66
Ethiopia	67
Fiji	68
Finland	69
France	70
French Guiana	71
Gabon	72
Gambia	73
Georgia	74
German Democratic Republic	75
Germany	76
Ghana	77
Greece	78
Grenada	79
Guatemala	80
Guinea	81
Guinea-Bissau	82
Guyana	83

USD EXCHANGE RATE

Haiti	84
Honduras	85
Hong Kong	86
Hungary	87
Iceland	88
India	89
Indonesia	90
Iran	91
Iraq	92
Ireland	93
Israel	94
Italy	95
Ivory Coast	96
Jamaica	97
Japan	98
Jordan	99
Kazakhstan	100
Kenya	101
Kuwait	102
Kyrgyzstan	103
Laos	104
Latvia	105
Lebanon	106
Lesotho	107

USD EXCHANGE RATE

Liberia	108
Libya	109
Lithuania	110
Luxembourg	111
Macedonia	112
Madagascar	113
Malawi	114
Malaysia	115
Maldives	116
Mali	117
Malta	118
Mauritania	119
Mauritius	120
Mexico	121
Moldova	122
Monaco	123
Mongolia	124
Montenegro	125
Morocco	126
Mozambique	127
Myanmar	128
Namibia	129
Nepal	130
Netherlands	131

USD EXCHANGE RATE

Netherlands Antilles	132
New Zealand	133
Nicaragua	134
Niger	135
Nigeria	136
North Korea	137
Norway	138
Oman	139
Pakistan	140
Palestine	141
Panama	142
Papua New Guinea	143
Paraguay	144
Peru	145
Philippines	146
Poland	147
Portugal	148
Puerto Rico	149
Qatar	150
Republic of the Congo	151
Romania	152
Russian Federation	153
Rwanda	154
Sao Tome and Principe	155

USD EXCHANGE RATE

Saudi Arabia	156
Senegal	157
Serbia	158
Seychelles	159
Sierra Leone	160
Singapore	161
Slovakia	162
Slovenia	163
Somalia	164
South Africa	165
South Korea	166
South Sudan	167
Soviet Union	168
Spain	169
Sri Lanka	170
Sudan	171
Suriname	172
Sweden	173
Switzerland	174
Syria	175
Taiwan	176
Tajikistan	177
Tanzania	178
Thailand	179

USD EXCHANGE RATE

Timor-Leste	180
Togo	181
Trinidad and Tobago	182
Tunisia	183
Turkey	184
Turkmenistan	185
Uganda	186
Ukraine	187
United Arab Emirates	188
United Kingdom	189
United States	190
Uruguay	191
Uzbekistan	192
Venezuela	193
Vietnam	194
Yemen	195
Yugoslavia	196
Zambia	197
Zimbabwe	198
American Samoa	199
Andorra	200
Anguilla	201
Antigua and Barbuda	202
Aruba	203

USD EXCHANGE RATE

British Virgin Islands	204
Cayman Islands	205
Comoros	206
Cook Islands	207
Curaçao	208
Falkland Islands	209
Faroe Islands	210
French Polynesia	211
Gibraltar	212
Greenland	213
Guadeloupe	214
Guam	215
Guernsey	216
Isle of Man	217
Jersey	218
Kiribati	219
Kosovo	220
Liechtenstein	221
Macau	222
Marshall Islands	223
Martinique	224
Micronesia (Federated States of)	225
Montserrat	226
Nauru	227

USD EXCHANGE RATE

New Caledonia	228
Niue	229
Northern Mariana Islands	230
Palau	231
Réunion	232
Saint Helena, Ascension and Tristan da Cunha	233
Saint Kitts and Nevis	234
Saint Lucia	235
Saint Pierre and Miquelon	236
Saint Vincent and the Grenadines	237
Samoa	238
San Marino	239
Sint Maarten	240
Solomon Islands	241
Tonga	242
Turks and Caicos Islands	243
Tuvalu	244
US Virgin Islands	245
Vanuatu	246
References	247

Afghanistan

COVERAGE
1955–2024

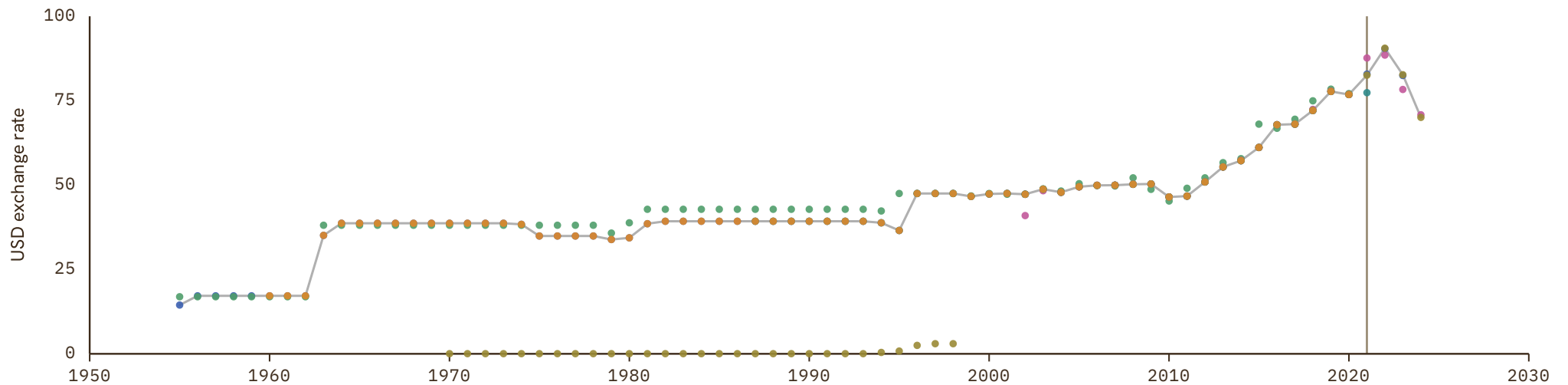
UNIT
1 USD in LC

1 Source composition

SOURCE	CODE	TIME SPAN	NOTES
Bank for Internl Settlements (2024)	BIS	1955 - 2020	Baseline source, overlaps with anchor year 2018.
United Nations (2024)	UN	2021 - 2024	Replacing using overlapping data in 2025.

2 Harmonised series

— GMD estimate | Source change ● ADB ● BIS ● IMF IFS ● IMF WEO ● UN ● WB GEM ● WDI



Albania

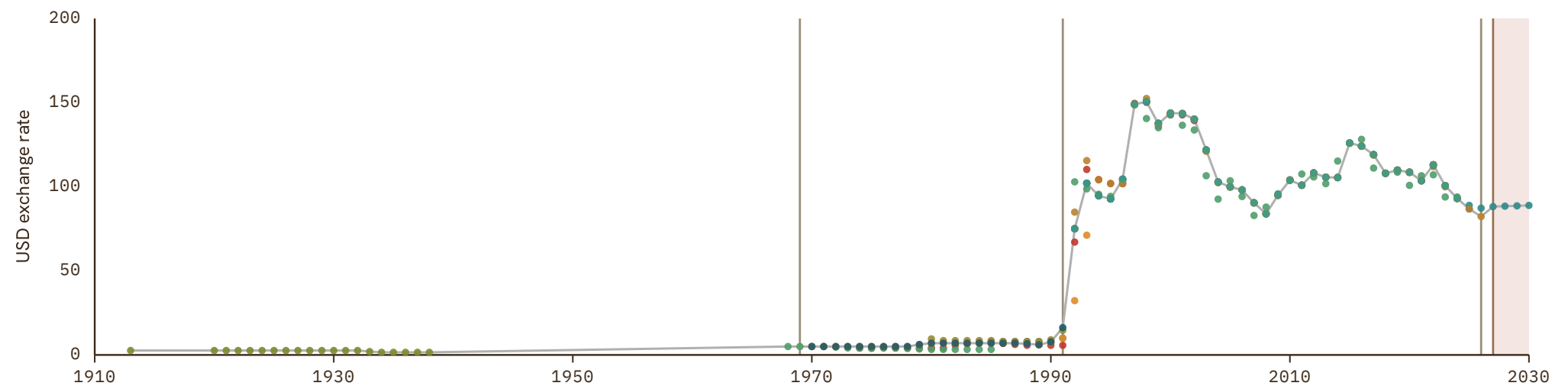
COVERAGE
1913–2030

UNIT
1 USD in LC

1 Source composition

SOURCE	CODE	TIME SPAN	NOTES
Federico et al. (2019)	Tena	1913 - 1967	Replacing using overlapping data in 1968.
Banushi et al. (2024)	COMECON	1968 - 1969	Replacing using overlapping data in 1970.
United Nations (2024)	UN	1970 - 1991	Replacing using overlapping data in 1992.
Bank for Internl Settlements (2024)	BIS	1992 - 2025	Baseline source, overlaps with anchor year 2018.
World Bank (2026)	WB GEM	2026 - 2026	Replacing using overlapping data in 2027.
International Monetary Fund (2025) (forecasts)	IMF WEO forecast	2027 - 2030	Replacing using overlapping data in 2031.

2 Harmonised series



Algeria

COVERAGE
1950-2030

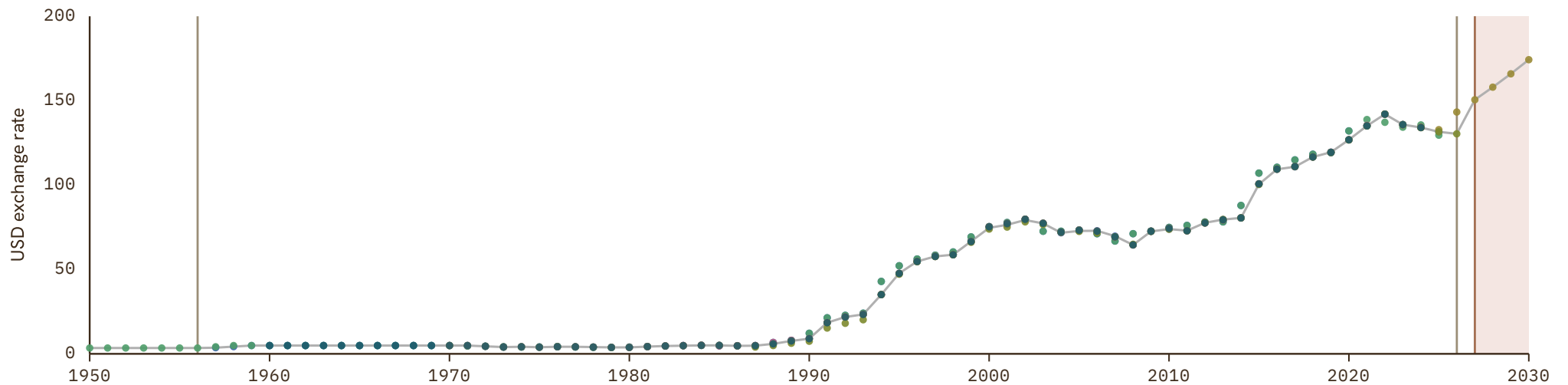
UNIT
1 USD in LC

1 Source composition

SOURCE	CODE	TIME SPAN	NOTES
International Monetary Fund (2025)	IMF IFS	1950 - 1956	Replacing using overlapping data in 1957.
Bank for Internl Settlements (2024)	BIS	1957 - 2025	Baseline source, overlaps with anchor year 2018.
World Bank (2026)	WB GEM	2026 - 2026	Replacing using overlapping data in 2027.
International Monetary Fund (2025) (forecasts)	IMF WEO forecast	2027 - 2030	Replacing using overlapping data in 2031.

2 Harmonised series

GMD forecast
 — GMD estimate
 | Source change
 ● AMF
 ● BIS
 ● IMF IFS
 ● IMF WEO
 ● IMF WEO forecast
 ● PWT
 ● UN
 ● WB GEM
 ● WDI



Angola

COVERAGE
1950–2030

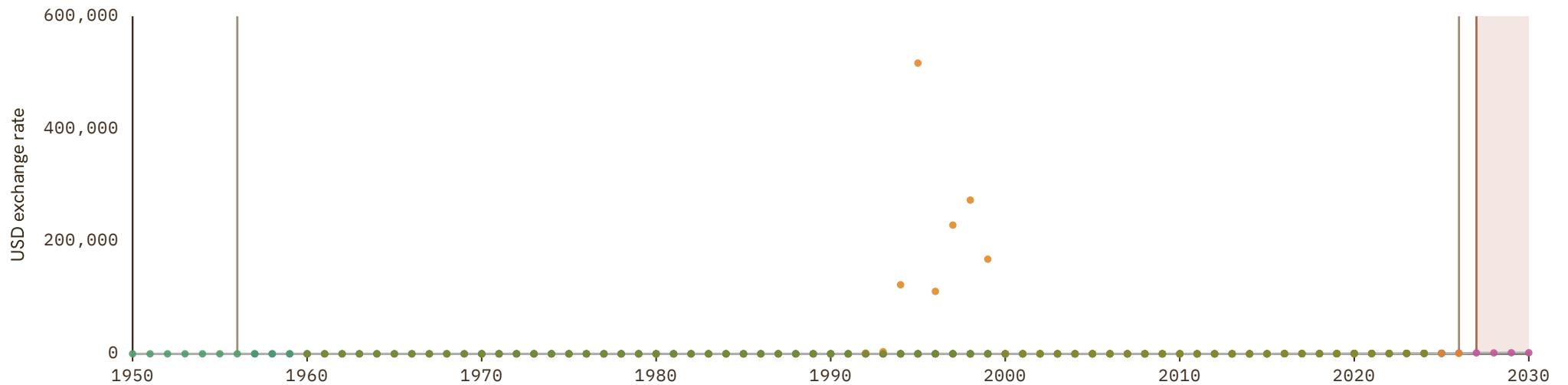
UNIT
1 USD in LC

1 Source composition

SOURCE	CODE	TIME SPAN	NOTES
International Monetary Fund (2025)	IMF IFS	1950 - 1956	Replacing using overlapping data in 1957.
Bank for Internl Settlements (2024)	BIS	1957 - 2025	Baseline source, overlaps with anchor year 2018.
World Bank (2026)	WB GEM	2026 - 2026	Replacing using overlapping data in 2027.
International Monetary Fund (2025) (forecasts)	IMF WEO forecast	2027 - 2030	Replacing using overlapping data in 2031.

2 Harmonised series

GMD forecast
 GMD estimate
 Source change
● BIS
● IMF IFS
● IMF WEO
● IMF WEO forecast
● PWT
● UN
● WB GEM
● WDI



Argentina

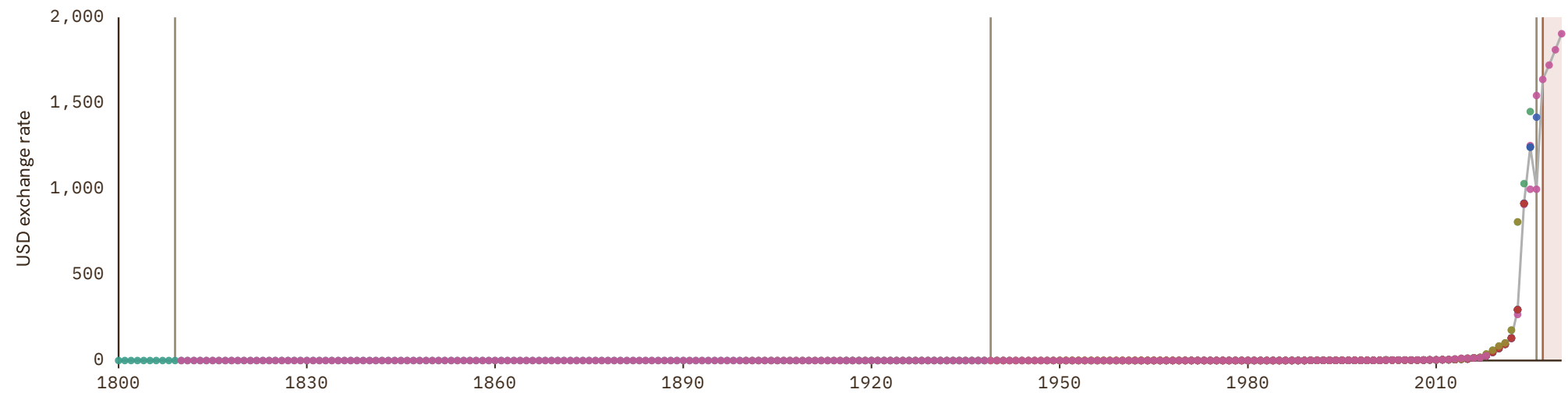
COVERAGE
1800-2030

UNIT
1 USD in LC

1 Source composition

SOURCE	CODE	TIME SPAN	NOTES
Federico et al. (2019)	Tena	1800 - 1809	Replacing using overlapping data in 1810.
Ferrerres et al. (2005)	CS3 ARG	1810 - 1939	Replacing using overlapping data in 1940.
Bank for Internl Settlements (2024)	BIS	1940 - 2025	Baseline source, overlaps with anchor year 2018.
OECD (2024)	OECD EO	2026 - 2026	Replacing using overlapping data in 2027.
International Monetary Fund (2025) (forecasts)	IMF WEO forecast	2027 - 2030	Replacing using overlapping data in 2031.

2 Harmonised series



Armenia

COVERAGE
1990-2030

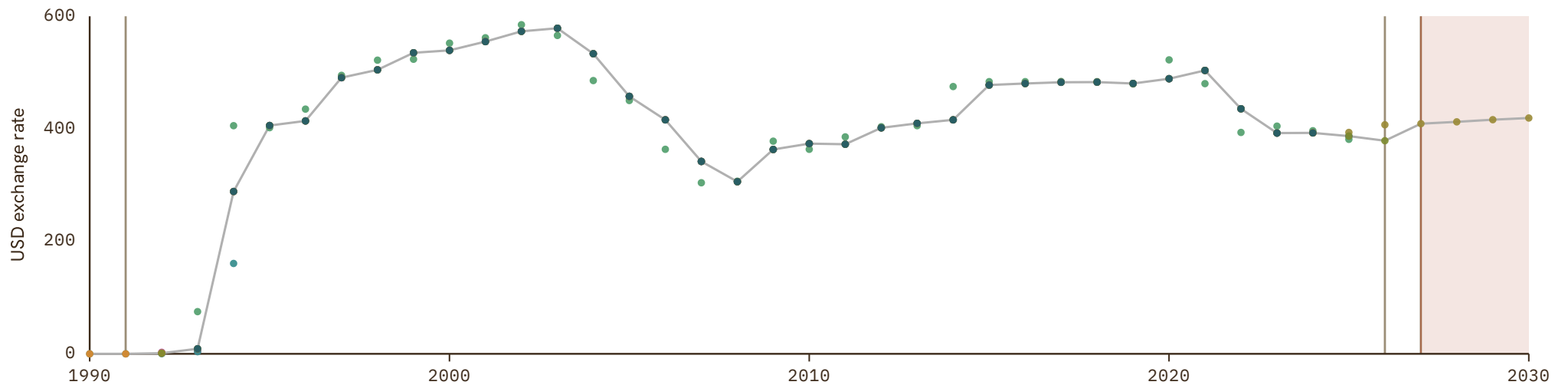
UNIT
1 USD in LC

1 Source composition

SOURCE	CODE	TIME SPAN	NOTES
United Nations (2024)	UN	1990 - 1991	Replacing using overlapping data in 1992.
Bank for Internl Settlements (2024)	BIS	1992 - 2025	Baseline source, overlaps with anchor year 2018.
World Bank (2026)	WB GEM	2026 - 2026	Replacing using overlapping data in 2027.
International Monetary Fund (2025) (forecasts)	IMF WEO forecast	2027 - 2030	Replacing using overlapping data in 2031.

2 Harmonised series

GMD forecast
 — GMD estimate
 | Source change
 ● ADB
 ● BIS
 ● IMF IFS
 ● IMF WEO
 ● IMF WEO forecast
 ● PWT
 ● UN
 ● WB GEM
 ● WDI



Australia

COVERAGE
1800–2030

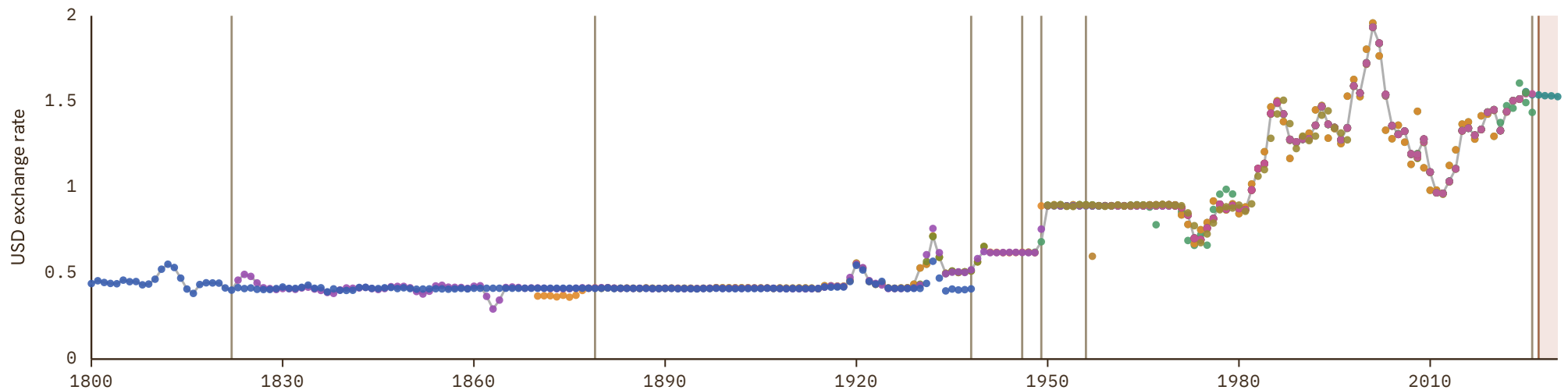
UNIT
1 USD in LC

1 Source composition

SOURCE	CODE	TIME SPAN	NOTES
Federico et al. (2019)	Tena	1800 - 1822	Replacing using overlapping data in 1823.
Piketty et al. (2014)	PikettyZucman	1823 - 1879	Replacing using overlapping data in 1880.
Michael Bordo et al. (2001)	BORDO	1880 - 1938	Replacing using overlapping data in 1939.
Piketty et al. (2014)	PikettyZucman	1939 - 1946	Replacing using overlapping data in 1947.
Michael Bordo et al. (2001)	BORDO	1947 - 1949	Replacing using overlapping data in 1950.
International Monetary Fund (2025)	IMF IFS	1950 - 1956	Replacing using overlapping data in 1957.
Bank for Internl Settlements (2024)	BIS	1957 - 2025	Baseline source, overlaps with anchor year 2018.
OECD (2024)	OECD EO	2026 - 2026	Replacing using overlapping data in 2027.
International Monetary Fund (2025) (forecasts)	IMF WEO forecast	2027 - 2030	Replacing using overlapping data in 2031.

2 Harmonised series

GMD forecast
 GMD estimate
 | Source change
 ● ADB
 ● BIS
 ● BORDO
 ● IMF IFS
 ● IMF WEO
 ● IMF WEO forecast
 ● JST
 ● MW
 ● OECD EO
 ● OECD KEI
 ● PWT
 ● PikettyZucman
 ● Tena
 ● UN
 ● WB GEM
 ● WDI
 ● CS3



Austria

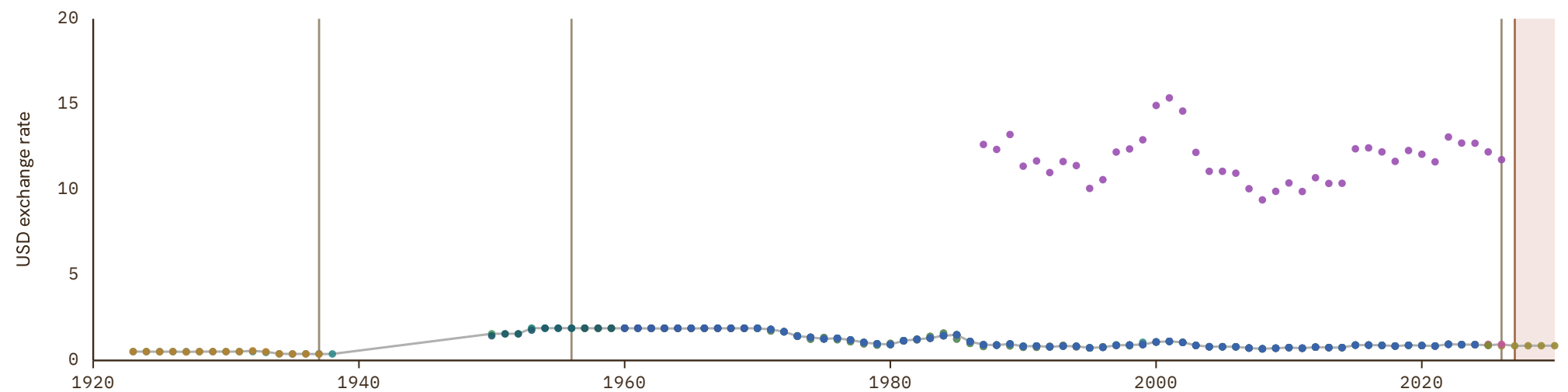
COVERAGE
1923-2030

UNIT
1 USD in LC

1 Source composition

SOURCE	CODE	TIME SPAN	NOTES
Federico et al. (2019)	Tena	1923 - 1937	Replacing using overlapping data in 1938.
Lawrence H. Officer et al. (2024)	MW	1938 - 1949	Replacing using overlapping data in 1950.
International Monetary Fund (2025)	IMF IFS	1950 - 1956	Replacing using overlapping data in 1957.
Bank for Internl Settlements (2024)	BIS	1957 - 2025	Baseline source, overlaps with anchor year 2018.
OECD (2024)	OECD EO	2026 - 2026	Replacing using overlapping data in 2027.
International Monetary Fund (2025) (forecasts)	IMF WEO forecast	2027 - 2030	Replacing using overlapping data in 2031.

2 Harmonised series



Azerbaijan

COVERAGE
1990-2030

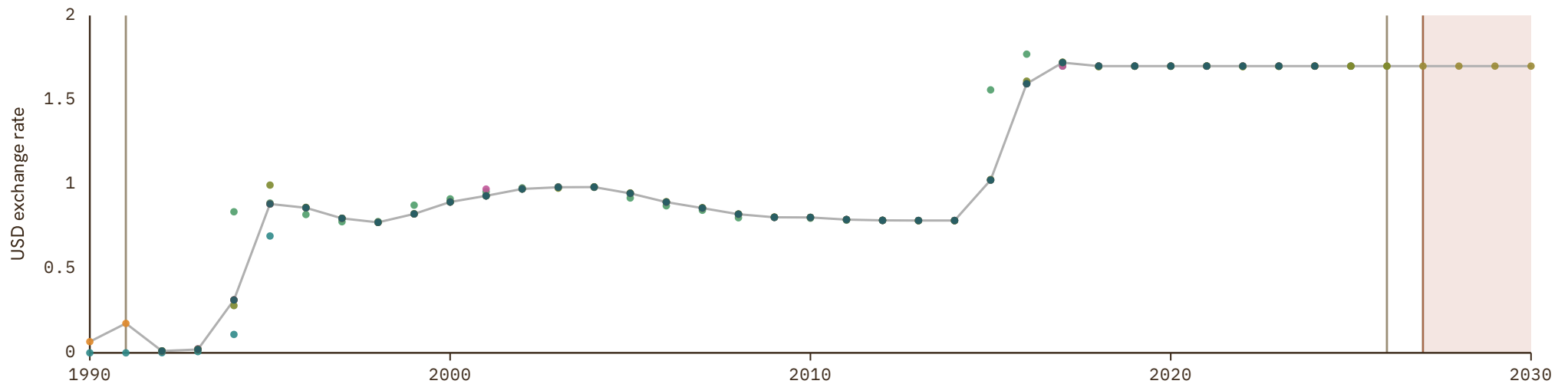
UNIT
1 USD in LC

1 Source composition

SOURCE	CODE	TIME SPAN	NOTES
United Nations (2024)	UN	1990 - 1991	Replacing using overlapping data in 1992.
Bank for Internl Settlements (2024)	BIS	1992 - 2025	Baseline source, overlaps with anchor year 2018.
World Bank (2026)	WB GEM	2026 - 2026	Replacing using overlapping data in 2027.
International Monetary Fund (2025) (forecasts)	IMF WEO forecast	2027 - 2030	Replacing using overlapping data in 2031.

2 Harmonised series

GMD forecast
 — GMD estimate
 | Source change
 ● ADB
 ● BIS
 ● IMF IFS
 ● IMF WEO
 ● IMF WEO forecast
 ● PWT
 ● UN
 ● WB GEM
 ● WDI



Bahamas

COVERAGE
1940–2030

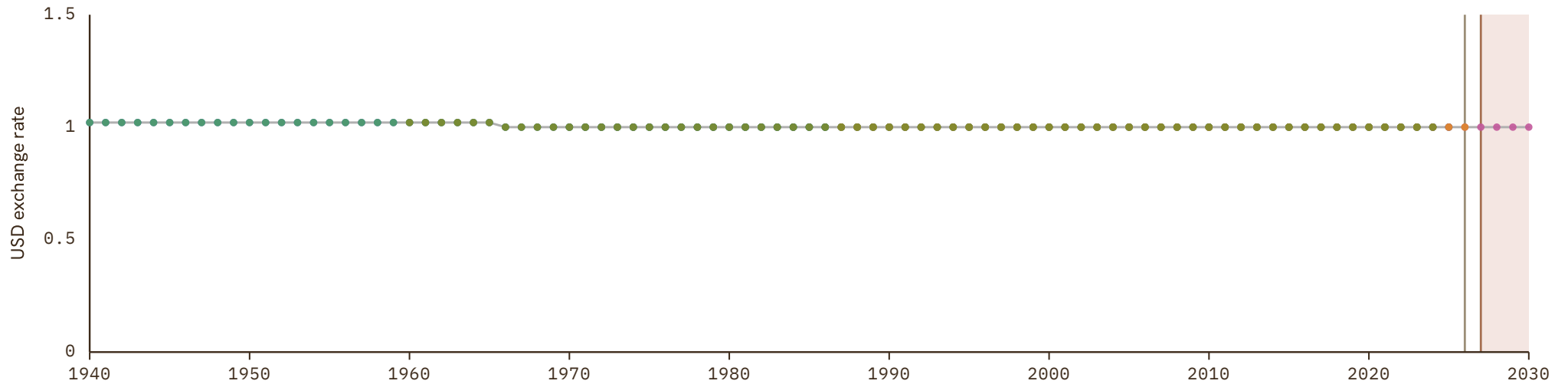
UNIT
1 USD in LC

1 Source composition

SOURCE	CODE	TIME SPAN	NOTES
Bank for Internl Settlements (2024)	BIS	1940 - 2025	Baseline source, overlaps with anchor year 2018.
World Bank (2026)	WB GEM	2026 - 2026	Replacing using overlapping data in 2027.
International Monetary Fund (2025) (forecasts)	IMF WEO forecast	2027 - 2030	Replacing using overlapping data in 2031.

2 Harmonised series

GMD forecast
 — GMD estimate
| Source change
● BIS
● IMF IFS
● IMF WEO
● IMF WEO forecast
● PWT
● UN
● WB GEM
● WDI



Bahrain

COVERAGE
1966-2030

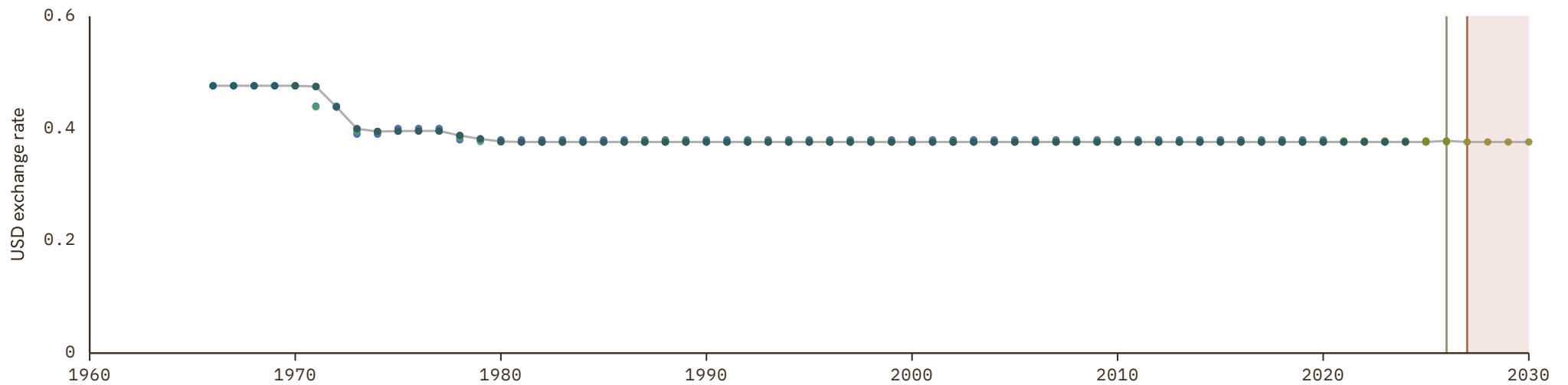
UNIT
1 USD in LC

1 Source composition

SOURCE	CODE	TIME SPAN	NOTES
Bank for Internl Settlements (2024)	BIS	1966 - 2025	Baseline source, overlaps with anchor year 2018.
World Bank (2026)	WB GEM	2026 - 2026	Replacing using overlapping data in 2027.
International Monetary Fund (2025) (forecasts)	IMF WEO forecast	2027 - 2030	Replacing using overlapping data in 2031.

2 Harmonised series

GMD forecast
 — GMD estimate
| Source change
● AMF
● BIS
● IMF IFS
● IMF WEO
● IMF WEO forecast
● PWT
● UN
● WB GEM
● WDI



Bangladesh

COVERAGE
1959-2030

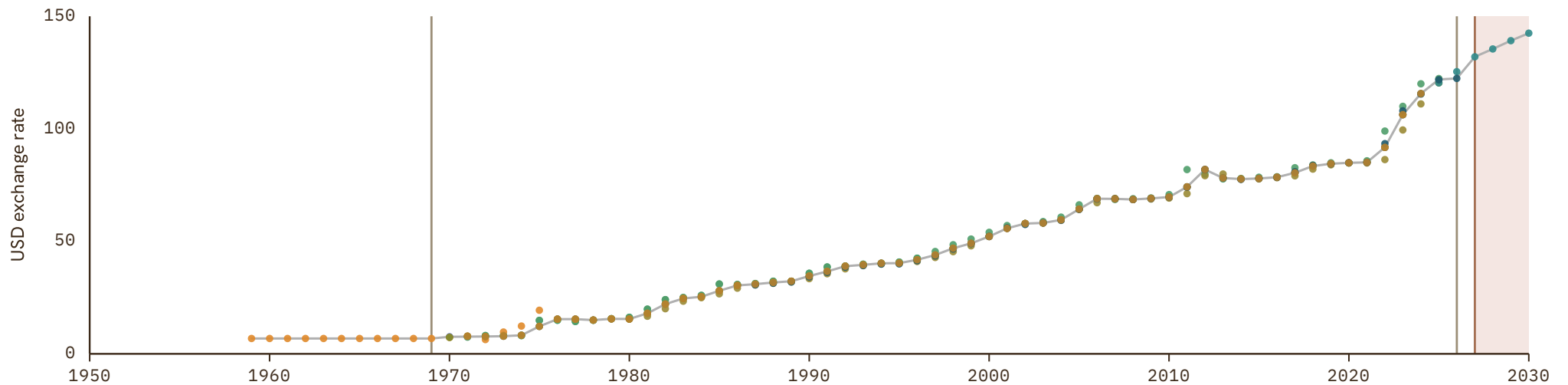
UNIT
1 USD in LC

1 Source composition

SOURCE	CODE	TIME SPAN	NOTES
Feenstra et al. (2015)	PWT	1959 - 1969	Replacing using overlapping data in 1970.
Bank for Internl Settlements (2024)	BIS	1970 - 2025	Baseline source, overlaps with anchor year 2018.
World Bank (2026)	WB GEM	2026 - 2026	Replacing using overlapping data in 2027.
International Monetary Fund (2025) (forecasts)	IMF WEO forecast	2027 - 2030	Replacing using overlapping data in 2031.

2 Harmonised series

GMD forecast
 — GMD estimate
 | Source change
 ● ADB
 ● BIS
 ● BORDO
 ● IMF IFS
 ● IMF WEO
 ● IMF WEO forecast
 ● PWT
 ● UN
 ● WB GEM
 ● WDI



Barbados

COVERAGE
1950-2030

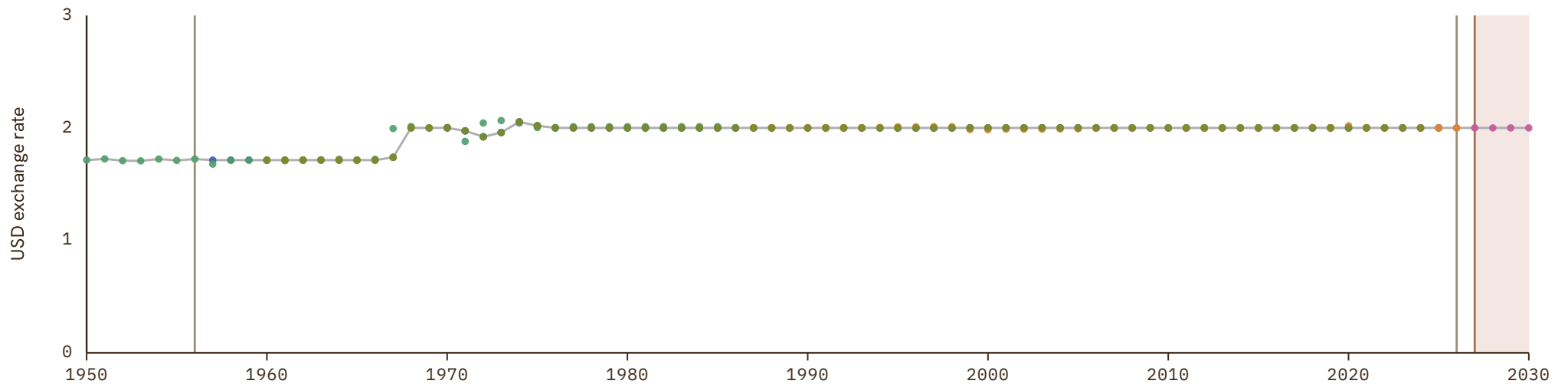
UNIT
1 USD in LC

1 Source composition

SOURCE	CODE	TIME SPAN	NOTES
International Monetary Fund (2025)	IMF IFS	1950 - 1956	Replacing using overlapping data in 1957.
Bank for Internl Settlements (2024)	BIS	1957 - 2025	Baseline source, overlaps with anchor year 2018.
World Bank (2026)	WB GEM	2026 - 2026	Replacing using overlapping data in 2027.
International Monetary Fund (2025) (forecasts)	IMF WEO forecast	2027 - 2030	Replacing using overlapping data in 2031.

2 Harmonised series

GMD forecast
 — GMD estimate
 | Source change
 ● BIS
 ● IMF IFS
 ● IMF WEO
 ● IMF WEO forecast
 ● PWT
 ● UN
 ● WB GEM
 ● WDI



Belarus

COVERAGE
1990-2030

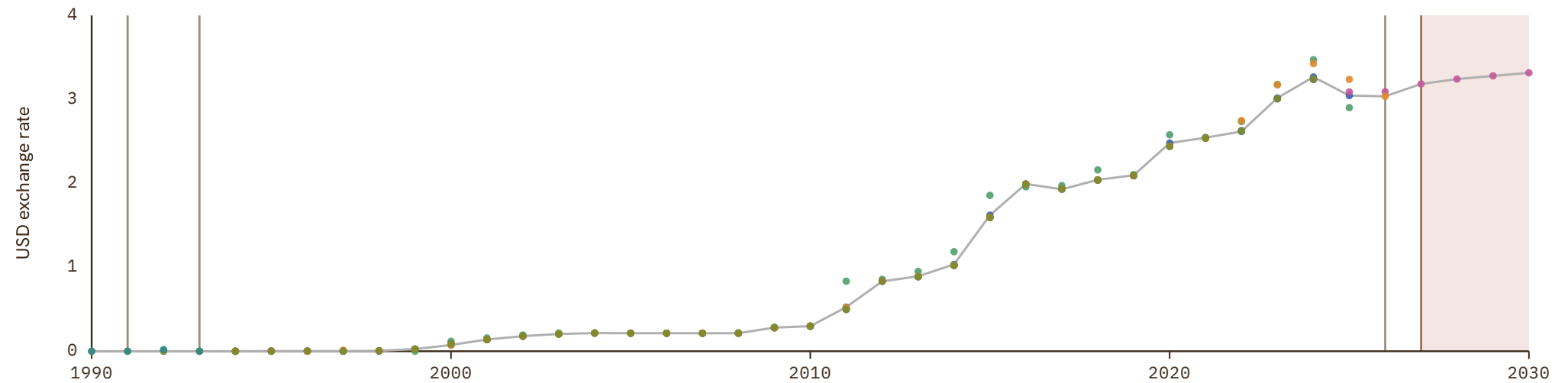
UNIT
1 USD in LC

1 Source composition

SOURCE	CODE	TIME SPAN	NOTES
United Nations (2024)	UN	1990 - 1991	Replacing using overlapping data in 1992.
International Monetary Fund (2025)	IMF IFS	1992 - 1993	Replacing using overlapping data in 1994.
Bank for Internl Settlements (2024)	BIS	1994 - 2025	Baseline source, overlaps with anchor year 2018.
World Bank (2026)	WB GEM	2026 - 2026	Replacing using overlapping data in 2027.
International Monetary Fund (2025) (forecasts)	IMF WEO forecast	2027 - 2030	Replacing using overlapping data in 2031.

2 Harmonised series

GMD forecast
 — GMD estimate
 | Source change
 ● BIS
 ● IMF IFS
 ● IMF WEO
 ● IMF WEO forecast
 ● PWT
 ● UN
 ● WB GEM
 ● WDI



Belgium

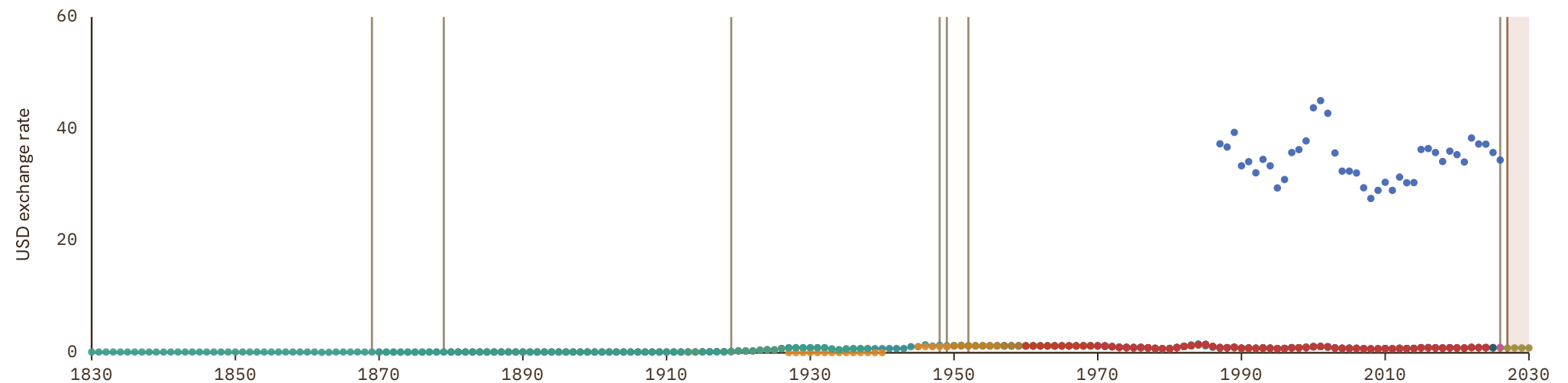
COVERAGE
1830–2030

UNIT
1 USD in LC

1 Source composition

SOURCE	CODE	TIME SPAN	NOTES
Federico et al. (2019)	Tena	1830 - 1869	Replacing using overlapping data in 1870.
Jordá et al. (2017)	JST	1870 - 1879	Replacing using overlapping data in 1880.
Michael Bordo et al. (2001)	BORDO	1880 - 1919	Replacing using overlapping data in 1920.
Jordá et al. (2017)	JST	1920 - 1948	Replacing using overlapping data in 1949.
Michael Bordo et al. (2001)	BORDO	1949 - 1949	Replacing using overlapping data in 1950.
International Monetary Fund (2025)	IMF IFS	1950 - 1952	Replacing using overlapping data in 1953.
Bank for Internl Settlements (2024)	BIS	1953 - 2025	Baseline source, overlaps with anchor year 2018.
OECD (2024)	OECD EO	2026 - 2026	Replacing using overlapping data in 2027.
International Monetary Fund (2025) (forecasts)	IMF WEO forecast	2027 - 2030	Replacing using overlapping data in 2031.

2 Harmonised series



Belize

COVERAGE
1950-2030

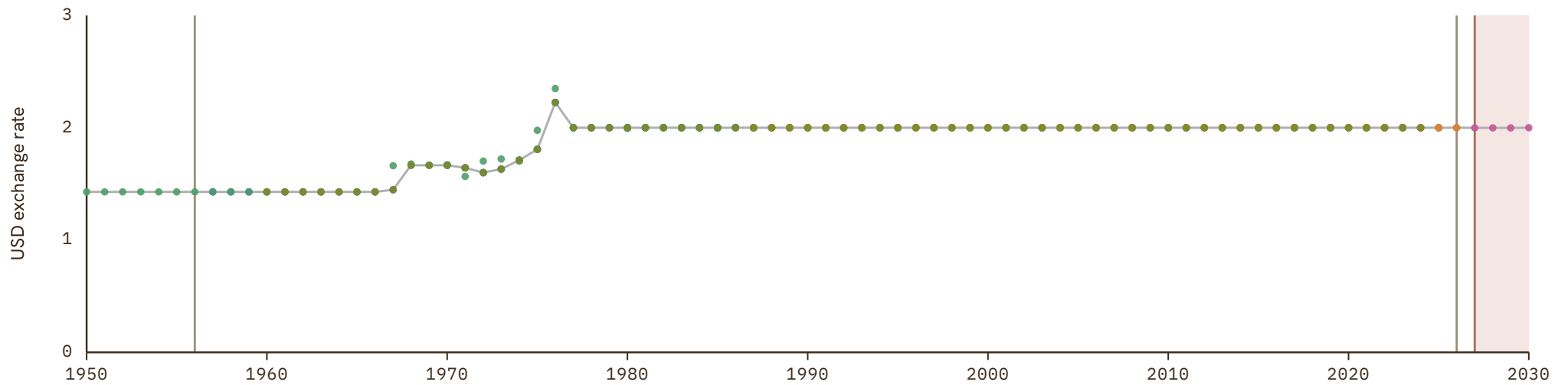
UNIT
1 USD in LC

1 Source composition

SOURCE	CODE	TIME SPAN	NOTES
International Monetary Fund (2025)	IMF IFS	1950 - 1956	Replacing using overlapping data in 1957.
Bank for Internl Settlements (2024)	BIS	1957 - 2025	Baseline source, overlaps with anchor year 2018.
World Bank (2026)	WB GEM	2026 - 2026	Replacing using overlapping data in 2027.
International Monetary Fund (2025) (forecasts)	IMF WEO forecast	2027 - 2030	Replacing using overlapping data in 2031.

2 Harmonised series

GMD forecast
 — GMD estimate
 | Source change
 ● BIS
 ● IMF IFS
 ● IMF WEO
 ● IMF WEO forecast
 ● PWT
 ● UN
 ● WB GEM
 ● WDI



Benin

COVERAGE
1903-2030

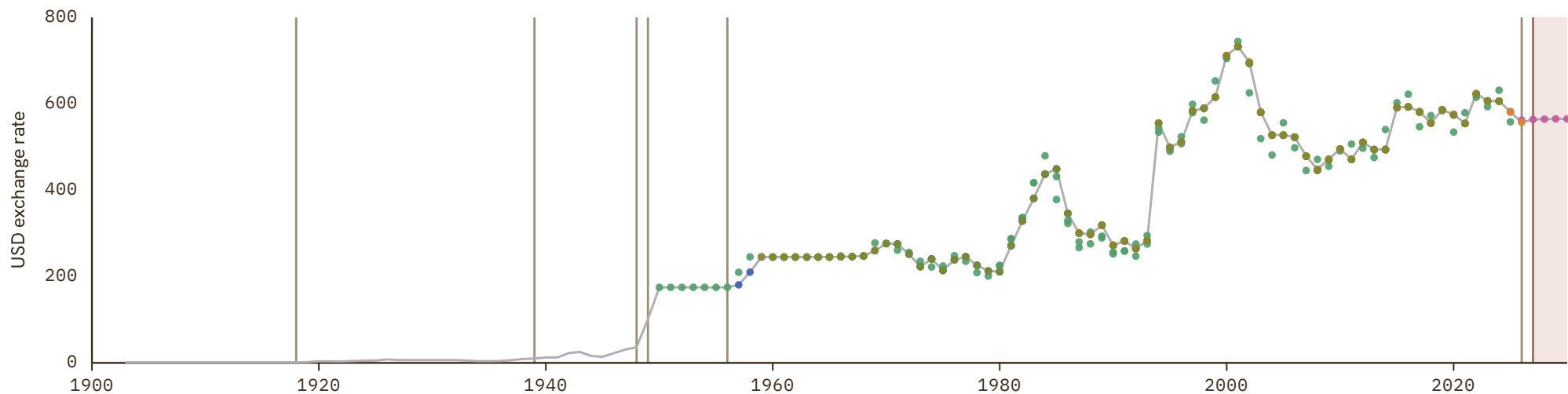
UNIT
1 USD in LC

1 Source composition

SOURCE	CODE	TIME SPAN	NOTES
Jordá et al. (2017)	JST	1903 - 1949	Replacing using overlapping data in 1950.
International Monetary Fund (2025)	IMF IFS	1950 - 1956	Replacing using overlapping data in 1957.
Bank for Internl Settlements (2024)	BIS	1957 - 2025	Baseline source, overlaps with anchor year 2018.
World Bank (2026)	WB GEM	2026 - 2026	Replacing using overlapping data in 2027.
International Monetary Fund (2025) (forecasts)	IMF WEO forecast	2027 - 2030	Replacing using overlapping data in 2031.

2 Harmonised series

GMD forecast
 — GMD estimate
| Source change
● BIS
● IMF IFS
● IMF WEO
● IMF WEO forecast
● PWT
● UN
● WB GEM
● WDI



Bermuda

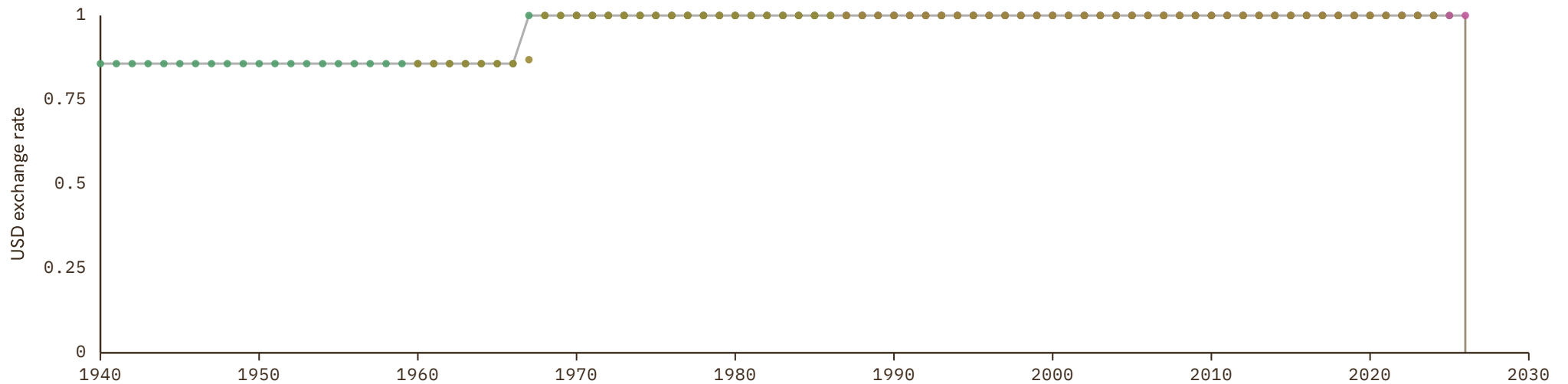
COVERAGE | UNIT
1940-2026 | 1 USD in LC

1 Source composition

SOURCE	CODE	TIME SPAN	NOTES
International Monetary Fund (2025)	IMF IFS	1940 - 2025	Baseline source, overlaps with anchor year 2018.
World Bank (2026)	WB GEM	2026 - 2026	Replacing using overlapping data in 2027.

2 Harmonised series

— GMD estimate | | Source change ● IMF IFS ● PWT ● UN ● WB GEM ● WDI



Bhutan

COVERAGE
1950-2030

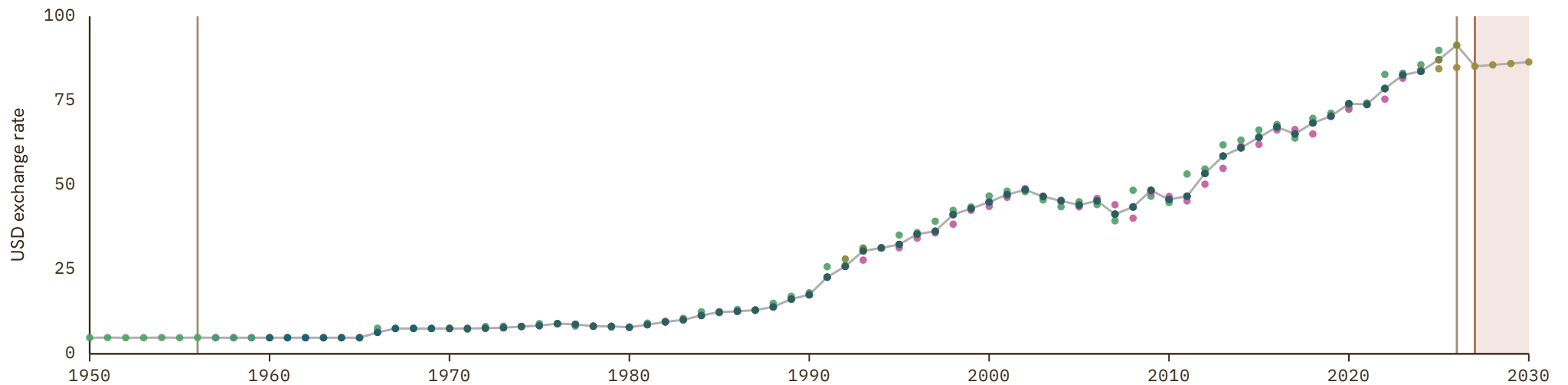
UNIT
1 USD in LC

1 Source composition

SOURCE	CODE	TIME SPAN	NOTES
International Monetary Fund (2025)	IMF IFS	1950 - 1956	Replacing using overlapping data in 1957.
Bank for Internl Settlements (2024)	BIS	1957 - 2025	Baseline source, overlaps with anchor year 2018.
World Bank (2026)	WB GEM	2026 - 2026	Replacing using overlapping data in 2027.
International Monetary Fund (2025) (forecasts)	IMF WEO forecast	2027 - 2030	Replacing using overlapping data in 2031.

2 Harmonised series

GMD forecast
 — GMD estimate
 | Source change
 ● ADB
 ● BIS
 ● IMF IFS
 ● IMF WEO
 ● IMF WEO forecast
 ● PWT
 ● UN
 ● WB GEM
 ● WDI



Bolivia

COVERAGE
1820–2026

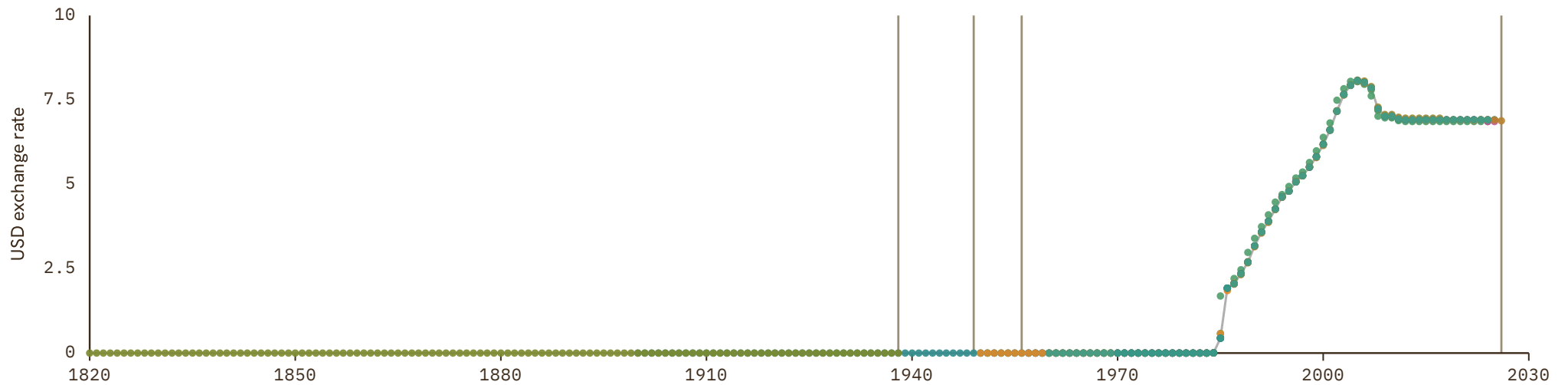
UNIT
1 USD in LC

1 Source composition

SOURCE	CODE	TIME SPAN	NOTES
Federico et al. (2019)	Tena	1820 - 1938	Replacing using overlapping data in 1939.
Luis Bértola et al. (2018)	Moxlad	1939 - 1949	Replacing using overlapping data in 1950.
International Monetary Fund (2025)	IMF IFS	1950 - 1956	Replacing using overlapping data in 1957.
Bank for Internl Settlements (2024)	BIS	1957 - 2025	Baseline source, overlaps with anchor year 2018.
World Bank (2026)	WB GEM	2026 - 2026	Replacing using overlapping data in 2027.

2 Harmonised series

— GMD estimate
 | Source change
 ● BIS
 ● IMF IFS
 ● IMF WEO
 ● IMF WEO forecast
 ● MAFHOLA
 ● Moxlad
 ● PWT
 ● Tena
 ● UN
 ● WB GEM
 ● WDI



Bosnia and Herzegovina

COVERAGE
1990-2030

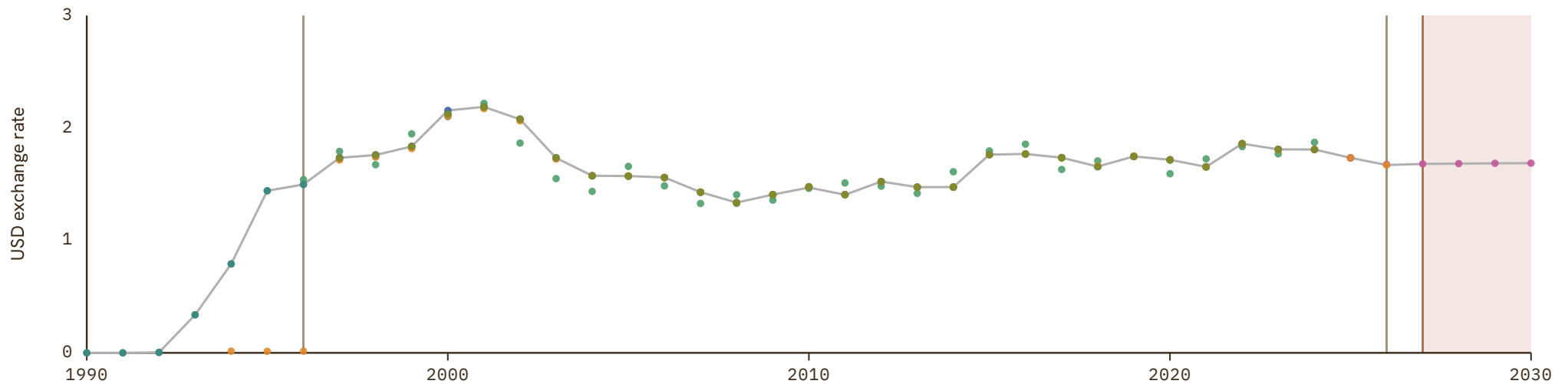
UNIT
1 USD in LC

1 Source composition

SOURCE	CODE	TIME SPAN	NOTES
United Nations (2024)	UN	1990 - 1996	Replacing using overlapping data in 1997.
Bank for Internl Settlements (2024)	BIS	1997 - 2025	Baseline source, overlaps with anchor year 2018.
World Bank (2026)	WB GEM	2026 - 2026	Replacing using overlapping data in 2027.
International Monetary Fund (2025) (forecasts)	IMF WEO forecast	2027 - 2030	Replacing using overlapping data in 2031.

2 Harmonised series

GMD forecast
 — GMD estimate
 | Source change
 ● BIS
 ● IMF IFS
 ● IMF WEO
 ● IMF WEO forecast
 ● PWT
 ● UN
 ● WB GEM
 ● WDI



Botswana

COVERAGE
1950-2030

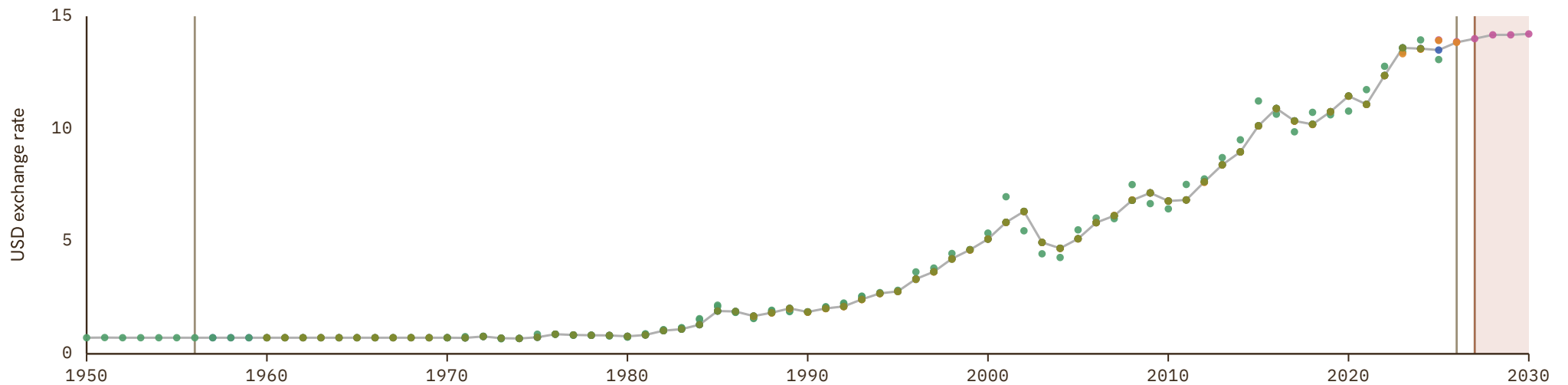
UNIT
1 USD in LC

1 Source composition

SOURCE	CODE	TIME SPAN	NOTES
International Monetary Fund (2025)	IMF IFS	1950 - 1956	Replacing using overlapping data in 1957.
Bank for Internl Settlements (2024)	BIS	1957 - 2025	Baseline source, overlaps with anchor year 2018.
World Bank (2026)	WB GEM	2026 - 2026	Replacing using overlapping data in 2027.
International Monetary Fund (2025) (forecasts)	IMF WEO forecast	2027 - 2030	Replacing using overlapping data in 2031.

2 Harmonised series

GMD forecast
 — GMD estimate
 | Source change
 ● BIS
 ● IMF IFS
 ● IMF WEO
 ● IMF WEO forecast
 ● PWT
 ● UN
 ● WB GEM
 ● WDI



Brazil

COVERAGE
1800–2030

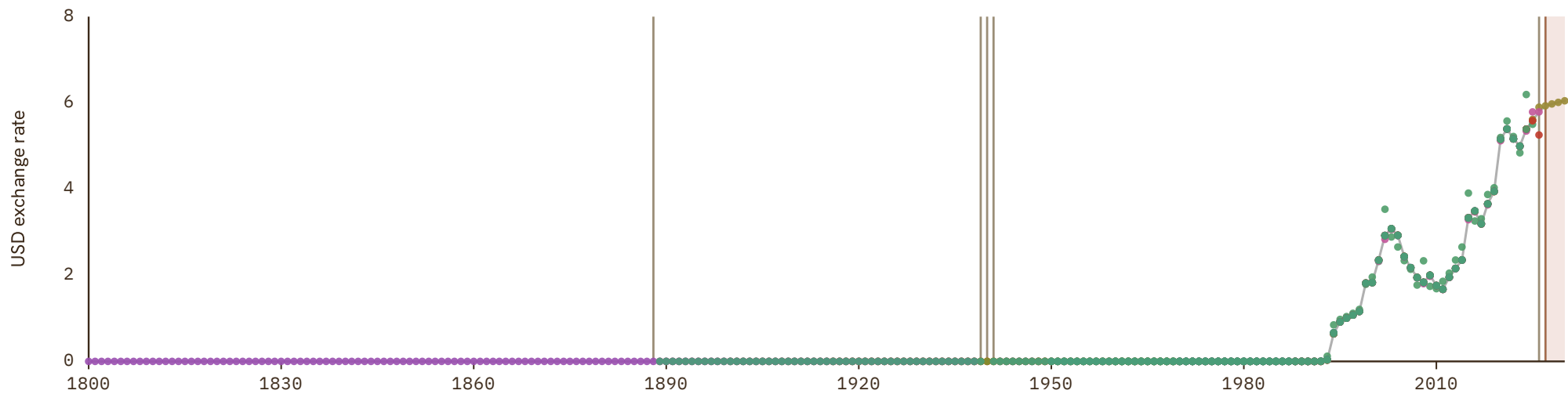
UNIT
1 USD in LC

1 Source composition

SOURCE	CODE	TIME SPAN	NOTES
Federico et al. (2019)	Tena	1800 - 1888	Replacing using overlapping data in 1889.
IPEA (2024)	CS1 BRA	1889 - 1939	Replacing using overlapping data in 1940.
Michael Bordo et al. (2001)	BORDO	1940 - 1940	Replacing using overlapping data in 1941.
IPEA (2024)	CS1 BRA	1941 - 1941	Replacing using overlapping data in 1942.
Bank for Internl Settlements (2024)	BIS	1942 - 2025	Baseline source, overlaps with anchor year 2018.
OECD (2024)	OECD EO	2026 - 2026	Replacing using overlapping data in 2027.
International Monetary Fund (2025) <i>(forecasts)</i>	IMF WEO forecast	2027 - 2030	Replacing using overlapping data in 2031.

2 Harmonised series

GMD forecast
 GMD estimate
 Source change
 ● BIS
 ● BORDO
 ● IMF IFS
 ● IMF WEO
 ● IMF WEO forecast
 ● MAFHOLA
 ● MW
 ● Moxlad
 ● OECD EO
 ● OECD KEI
 ● PWT
 ● Tena
 ● UN
 ● WB GEM
 ● WDI
 ● CS1



Brunei

COVERAGE
1950–2030

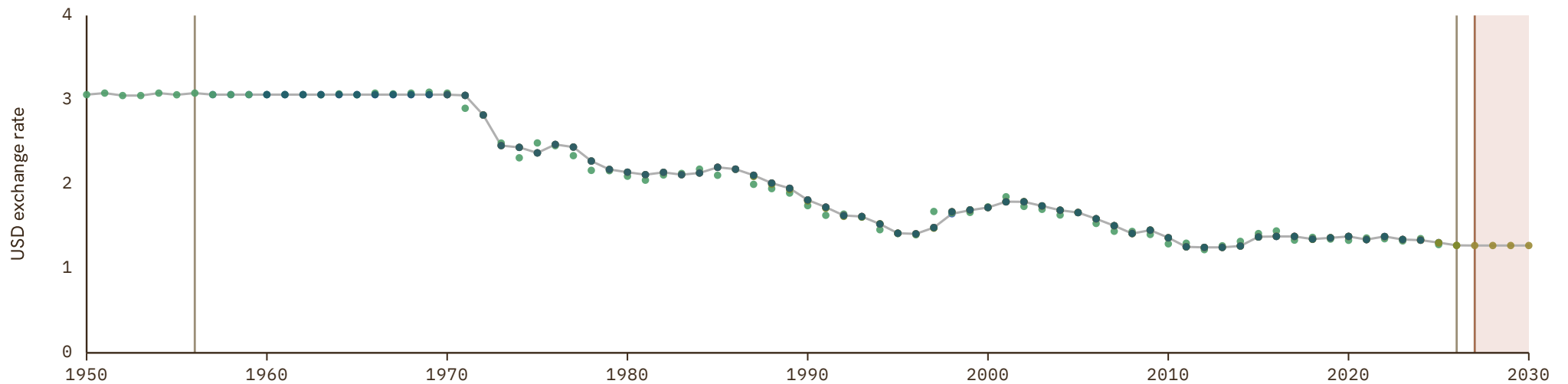
UNIT
1 USD in LC

1 Source composition

SOURCE	CODE	TIME SPAN	NOTES
International Monetary Fund (2025)	IMF IFS	1950 - 1956	Replacing using overlapping data in 1957.
Bank for Internl Settlements (2024)	BIS	1957 - 2025	Baseline source, overlaps with anchor year 2018.
World Bank (2026)	WB GEM	2026 - 2026	Replacing using overlapping data in 2027.
International Monetary Fund (2025) (forecasts)	IMF WEO forecast	2027 - 2030	Replacing using overlapping data in 2031.

2 Harmonised series

GMD forecast
 — GMD estimate
 | Source change
 ● ADB
 ● BIS
 ● IMF IFS
 ● IMF WEO
 ● IMF WEO forecast
 ● PWT
 ● UN
 ● WB GEM
 ● WDI



Bulgaria

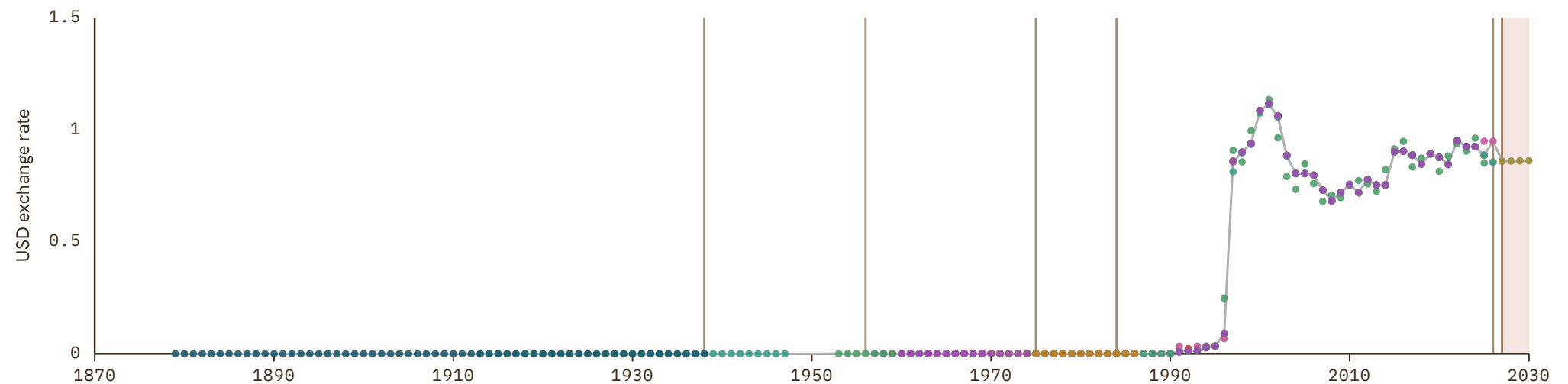
COVERAGE
1879-2030

UNIT
1 USD in LC

1 Source composition

SOURCE	CODE	TIME SPAN	NOTES
Federico et al. (2019)	Tena	1879 - 1938	Replacing using overlapping data in 1939.
National Bank of Serbia (2024)	NBS	1939 - 1952	Replacing using overlapping data in 1953.
International Monetary Fund (2025)	IMF IFS	1953 - 1956	Replacing using overlapping data in 1957.
Bank for Internl Settlements (2024)	BIS	1957 - 1975	Replacing using overlapping data in 1976.
OECD (2024)	OECD EO	1976 - 1984	Replacing using overlapping data in 1985.
Bank for Internl Settlements (2024)	BIS	1985 - 2025	Baseline source, overlaps with anchor year 2018.
OECD (2024)	OECD EO	2026 - 2026	Replacing using overlapping data in 2027.
International Monetary Fund (2025) (forecasts)	IMF WEO forecast	2027 - 2030	Replacing using overlapping data in 2031.

2 Harmonised series



Burkina Faso

COVERAGE
1903-2030

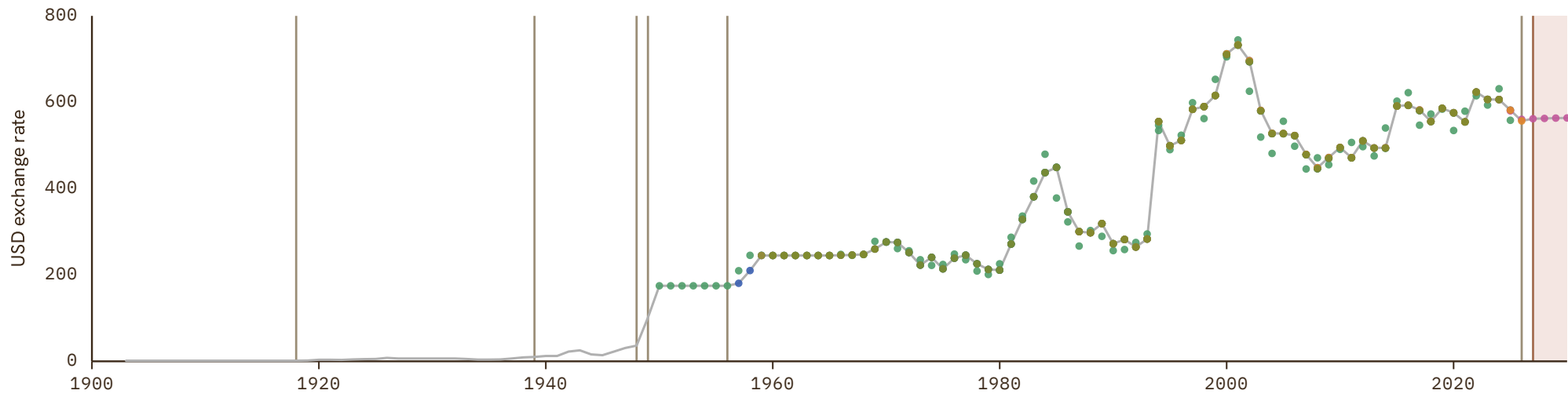
UNIT
1 USD in LC

1 Source composition

SOURCE	CODE	TIME SPAN	NOTES
Jordá et al. (2017)	JST	1903 - 1949	Replacing using overlapping data in 1950.
International Monetary Fund (2025)	IMF IFS	1950 - 1956	Replacing using overlapping data in 1957.
Bank for Internl Settlements (2024)	BIS	1957 - 2025	Baseline source, overlaps with anchor year 2018.
World Bank (2026)	WB GEM	2026 - 2026	Replacing using overlapping data in 2027.
International Monetary Fund (2025) (forecasts)	IMF WEO forecast	2027 - 2030	Replacing using overlapping data in 2031.

2 Harmonised series

GMD forecast
 — GMD estimate
 | Source change
 ● BIS
 ● IMF IFS
 ● IMF WEO
 ● IMF WEO forecast
 ● PWT
 ● UN
 ● WB GEM
 ● WDI



Burundi

COVERAGE
1950-2030

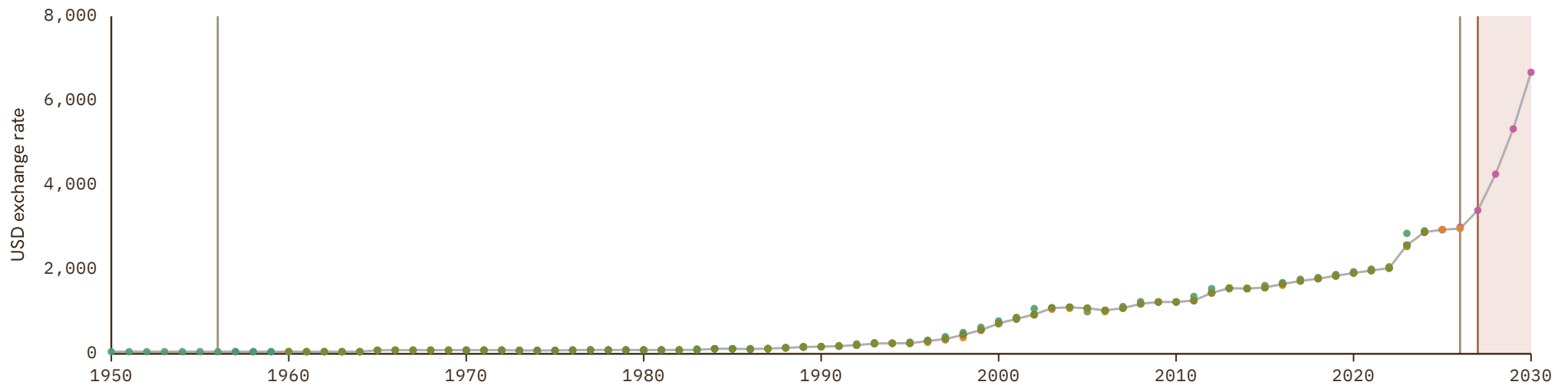
UNIT
1 USD in LC

1 Source composition

SOURCE	CODE	TIME SPAN	NOTES
International Monetary Fund (2025)	IMF IFS	1950 - 1956	Replacing using overlapping data in 1957.
Bank for Internl Settlements (2024)	BIS	1957 - 2025	Baseline source, overlaps with anchor year 2018.
World Bank (2026)	WB GEM	2026 - 2026	Replacing using overlapping data in 2027.
International Monetary Fund (2025) (forecasts)	IMF WEO forecast	2027 - 2030	Replacing using overlapping data in 2031.

2 Harmonised series

GMD forecast
 — GMD estimate
| Source change
● BIS
● IMF IFS
● IMF WEO
● IMF WEO forecast
● PWT
● UN
● WB GEM
● WDI



Cambodia

COVERAGE
1954–2030

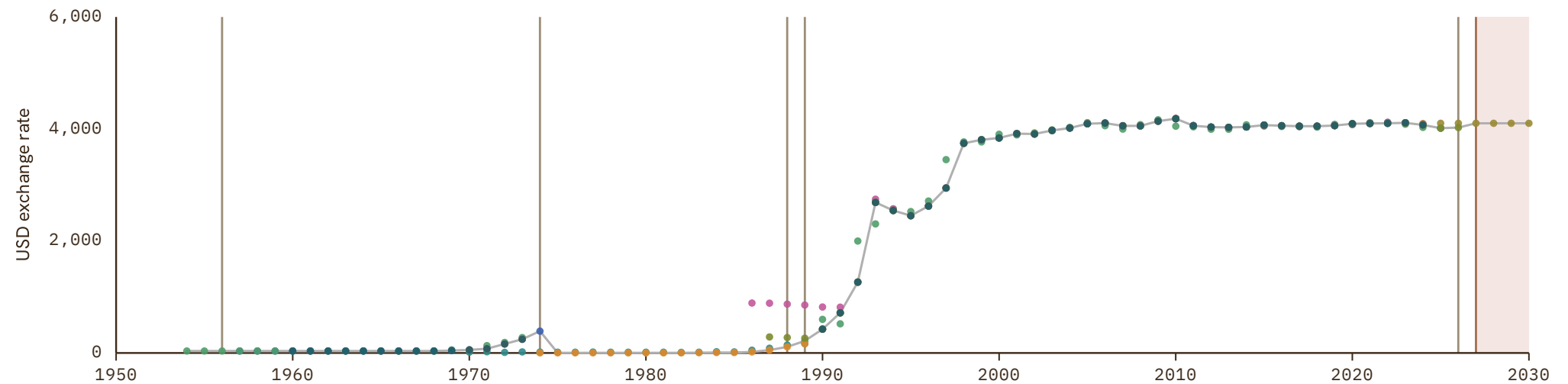
UNIT
1 USD in LC

1 Source composition

SOURCE	CODE	TIME SPAN	NOTES
International Monetary Fund (2025)	IMF IFS	1954 - 1956	Replacing using overlapping data in 1957.
Bank for Internl Settlements (2024)	BIS	1957 - 1974	Replacing using overlapping data in 1975.
United Nations (2024)	UN	1975 - 1988	Replacing using overlapping data in 1989.
International Monetary Fund (2025)	IMF IFS	1989 - 1989	Replacing using overlapping data in 1990.
Bank for Internl Settlements (2024)	BIS	1990 - 2025	Baseline source, overlaps with anchor year 2018.
World Bank (2026)	WB GEM	2026 - 2026	Replacing using overlapping data in 2027.
International Monetary Fund (2025) (forecasts)	IMF WEO forecast	2027 - 2030	Replacing using overlapping data in 2031.

2 Harmonised series

GMD forecast
 GMD estimate
 Source change
 ● ADB
 ● BIS
 ● IMF IFS
 ● IMF WEO
 ● IMF WEO forecast
 ● PWT
 ● UN
 ● WB GEM
 ● WDI



Cameroon

COVERAGE
1903-2030

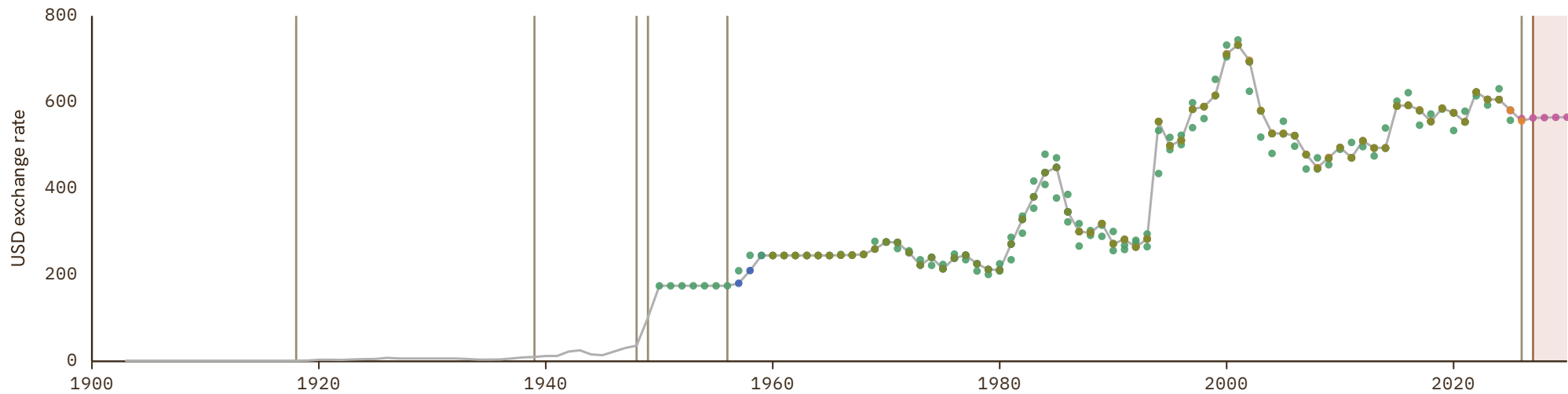
UNIT
1 USD in LC

1 Source composition

SOURCE	CODE	TIME SPAN	NOTES
Jordá et al. (2017)	JST	1903 - 1949	Replacing using overlapping data in 1950.
International Monetary Fund (2025)	IMF IFS	1950 - 1956	Replacing using overlapping data in 1957.
Bank for Internl Settlements (2024)	BIS	1957 - 2025	Baseline source, overlaps with anchor year 2018.
World Bank (2026)	WB GEM	2026 - 2026	Replacing using overlapping data in 2027.
International Monetary Fund (2025) (forecasts)	IMF WEO forecast	2027 - 2030	Replacing using overlapping data in 2031.

2 Harmonised series

GMD forecast
 GMD estimate
 Source change
 ● BIS
 ● IMF IFS
 ● IMF WEO
 ● IMF WEO forecast
 ● PWT
 ● UN
 ● WB GEM
 ● WDI



Canada

COVERAGE
1800–2030

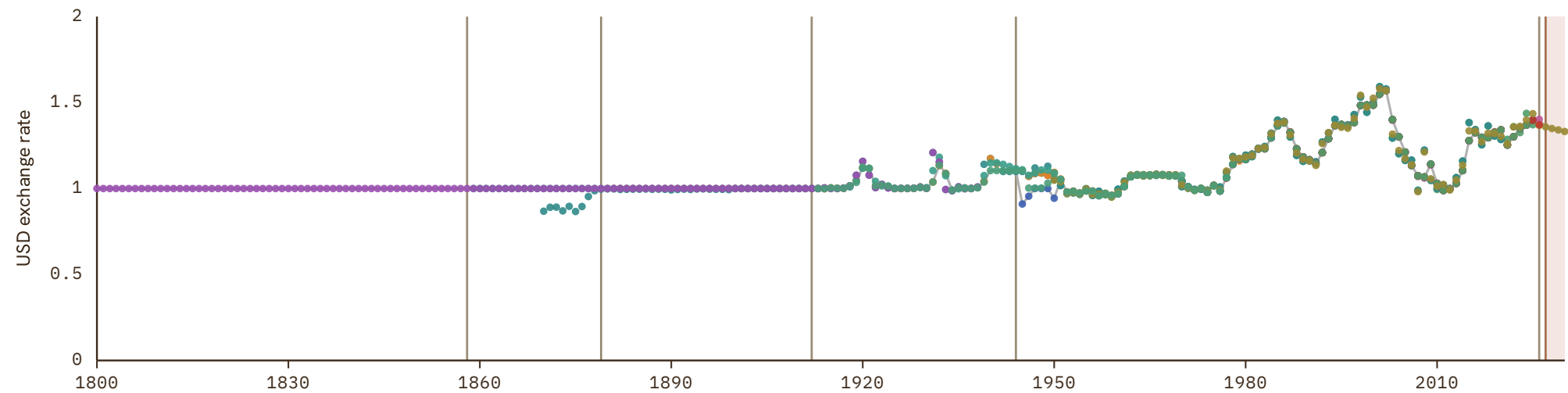
UNIT
1 USD in LC

1 Source composition

SOURCE	CODE	TIME SPAN	NOTES
Federico et al. (2019)	Tena	1800 - 1858	Replacing using overlapping data in 1859.
Piketty et al. (2014)	PikettyZucman	1859 - 1879	Replacing using overlapping data in 1880.
Michael Bordo et al. (2001)	BORDO	1880 - 1912	Replacing using overlapping data in 1913.
Statistics Canada (2024)	CS1 CAN	1913 - 1944	Replacing using overlapping data in 1945.
Bank for Internl Settlements (2024)	BIS	1945 - 2025	Baseline source, overlaps with anchor year 2018.
OECD (2024)	OECD EO	2026 - 2026	Replacing using overlapping data in 2027.
International Monetary Fund (2025) (forecasts)	IMF WEO forecast	2027 - 2030	Replacing using overlapping data in 2031.

2 Harmonised series

GMD forecast
 GMD estimate
 Source change
 ● BIS
 ● BORDO
 ● IMF IFS
 ● IMF WEO
 ● IMF WEO forecast
 ● JST
 ● MW
 ● OECD EO
 ● OECD KEI
 ● PWT
 ● PikettyZucman
 ● Tena
 ● UN
 ● WB GEM
 ● WDI
 ● CS2
 ● CS1



Cape Verde

COVERAGE
1950-2030

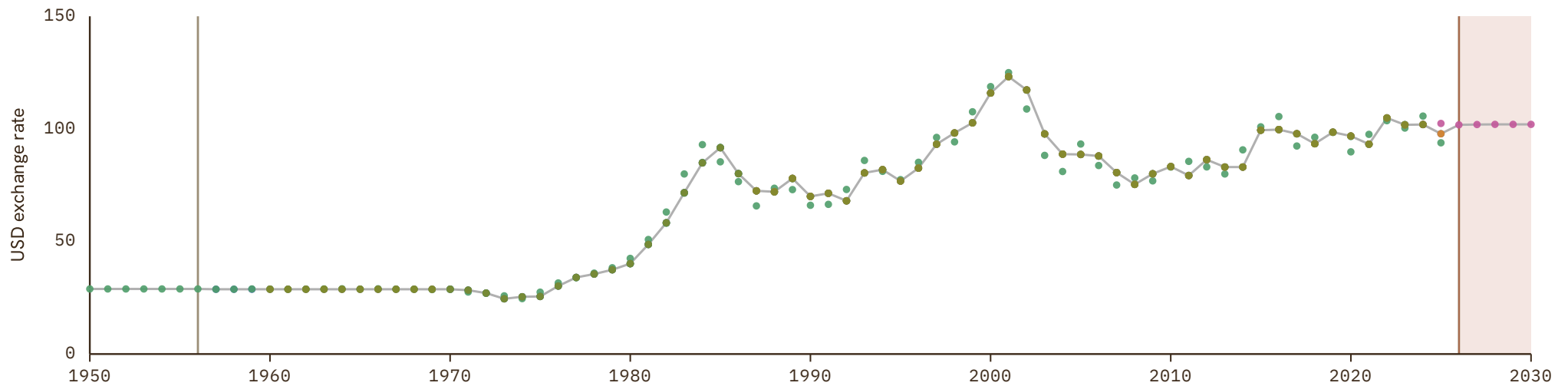
UNIT
1 USD in LC

1 Source composition

SOURCE	CODE	TIME SPAN	NOTES
International Monetary Fund (2025)	IMF IFS	1950 - 1956	Replacing using overlapping data in 1957.
Bank for Internl Settlements (2024)	BIS	1957 - 2025	Baseline source, overlaps with anchor year 2018.
International Monetary Fund (2025) (forecasts)	IMF WEO forecast	2026 - 2030	Replacing using overlapping data in 2031.

2 Harmonised series

GMD forecast
 — GMD estimate
 | Source change
 ● BIS
 ● IMF IFS
 ● IMF WEO
 ● IMF WEO forecast
 ● PWT
 ● UN
 ● WB GEM
 ● WDI



Central African Republic

COVERAGE
1903-2030

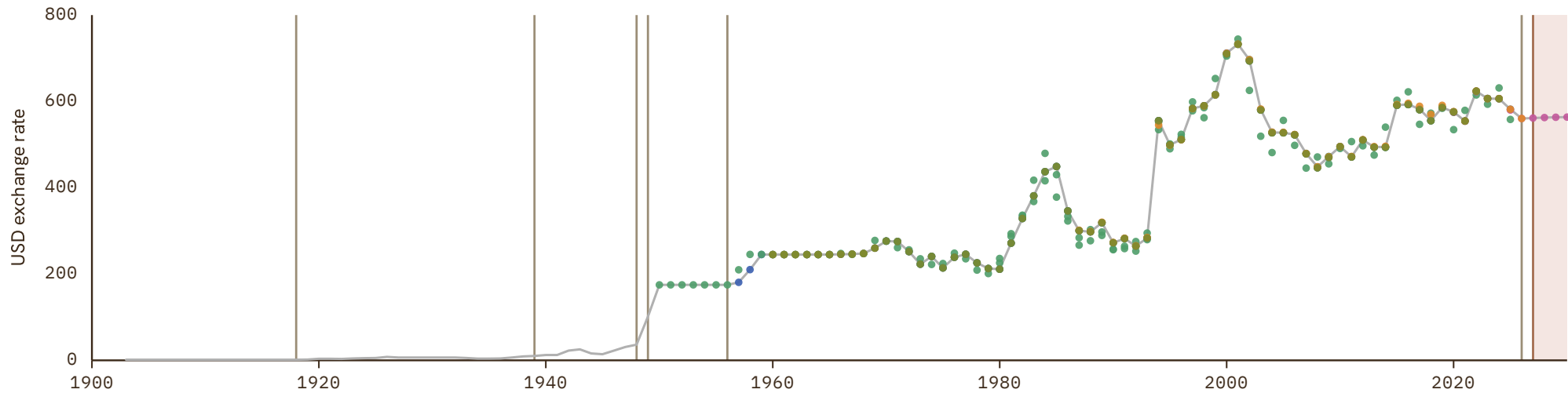
UNIT
1 USD in LC

1 Source composition

SOURCE	CODE	TIME SPAN	NOTES
Jordá et al. (2017)	JST	1903 - 1949	Replacing using overlapping data in 1950.
International Monetary Fund (2025)	IMF IFS	1950 - 1956	Replacing using overlapping data in 1957.
Bank for Internl Settlements (2024)	BIS	1957 - 2025	Baseline source, overlaps with anchor year 2018.
World Bank (2026)	WB GEM	2026 - 2026	Replacing using overlapping data in 2027.
International Monetary Fund (2025) (forecasts)	IMF WEO forecast	2027 - 2030	Replacing using overlapping data in 2031.

2 Harmonised series

GMD forecast
 — GMD estimate
 | Source change
 ● BIS
 ● IMF IFS
 ● IMF WEO
 ● IMF WEO forecast
 ● PWT
 ● UN
 ● WB GEM
 ● WDI



Chad

COVERAGE
1903–2030

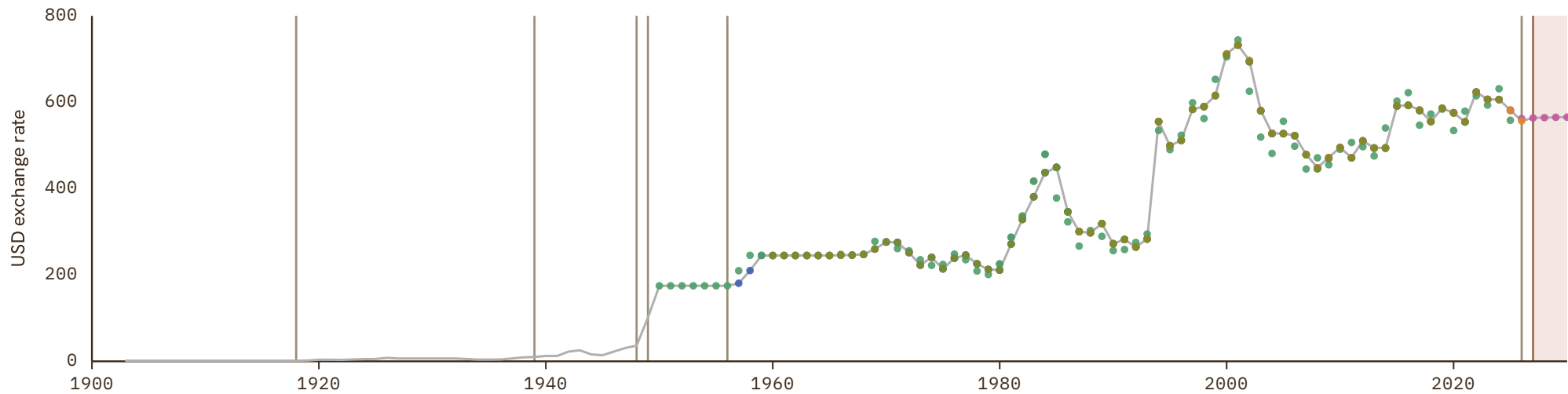
UNIT
1 USD in LC

1 Source composition

SOURCE	CODE	TIME SPAN	NOTES
Jordá et al. (2017)	JST	1903 - 1949	Replacing using overlapping data in 1950.
International Monetary Fund (2025)	IMF IFS	1950 - 1956	Replacing using overlapping data in 1957.
Bank for Internl Settlements (2024)	BIS	1957 - 2025	Baseline source, overlaps with anchor year 2018.
World Bank (2026)	WB GEM	2026 - 2026	Replacing using overlapping data in 2027.
International Monetary Fund (2025) (forecasts)	IMF WEO forecast	2027 - 2030	Replacing using overlapping data in 2031.

2 Harmonised series

GMD forecast
 — GMD estimate
| Source change
● BIS
● IMF IFS
● IMF WEO
● IMF WEO forecast
● PWT
● UN
● WB GEM
● WDI



Chile

COVERAGE
1800–2030

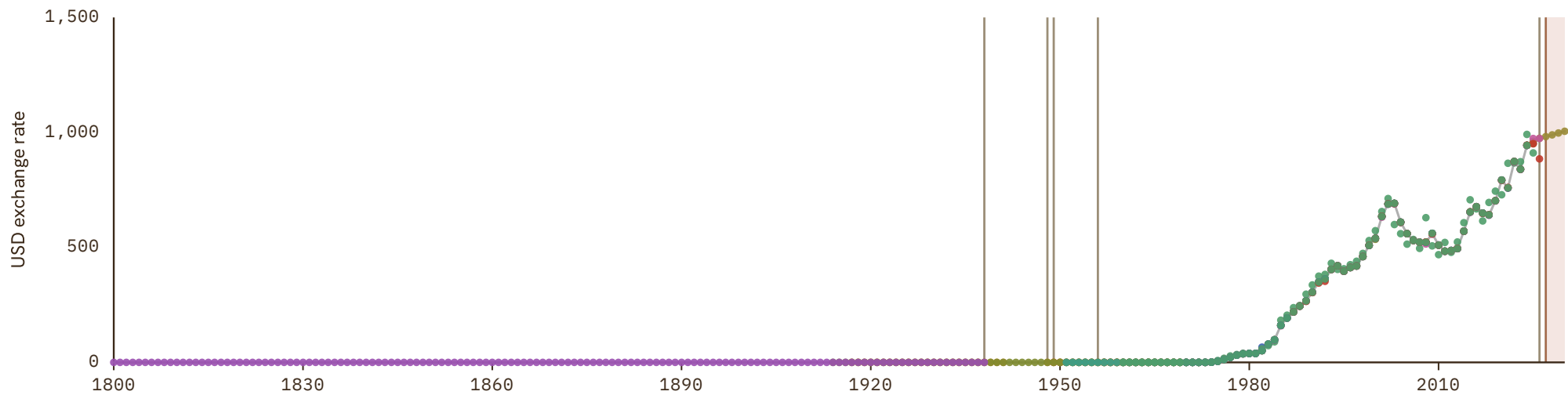
UNIT
1 USD in LC

1 Source composition

SOURCE	CODE	TIME SPAN	NOTES
Federico et al. (2019)	Tena	1800 - 1938	Replacing using overlapping data in 1939.
Luis Bértola et al. (2018)	Moxlad	1939 - 1948	Replacing using overlapping data in 1949.
Michael Bordo et al. (2001)	BORDO	1949 - 1949	Replacing using overlapping data in 1950.
International Monetary Fund (2025)	IMF IFS	1950 - 1956	Replacing using overlapping data in 1957.
Bank for Internl Settlements (2024)	BIS	1957 - 2025	Baseline source, overlaps with anchor year 2018.
OECD (2024)	OECD EO	2026 - 2026	Replacing using overlapping data in 2027.
International Monetary Fund (2025) (forecasts)	IMF WEO forecast	2027 - 2030	Replacing using overlapping data in 2031.

2 Harmonised series

GMD forecast
 GMD estimate
 Source change
 ● BIS
 ● BORDO
 ● IMF IFS
 ● IMF WEO
 ● IMF WEO forecast
 ● MAFHOLA
 ● MW
 ● Moxlad
 ● OECD EO
 ● OECD KEI
 ● PWT
 ● Tena
 ● UN
 ● WB GEM
 ● WDI



China

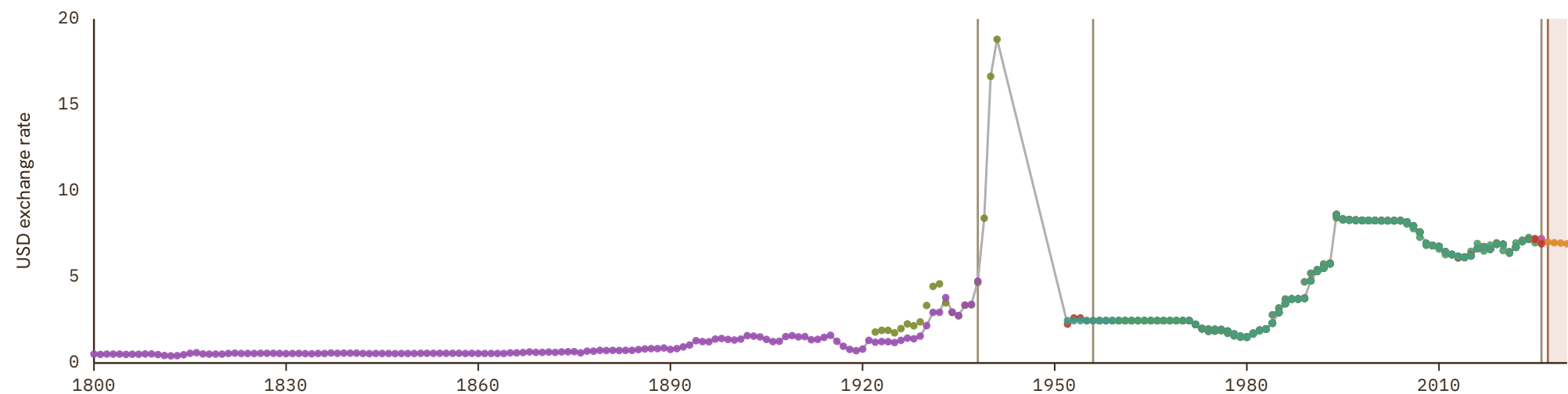
COVERAGE
1800–2030

UNIT
1 USD in LC

1 Source composition

SOURCE	CODE	TIME SPAN	NOTES
Federico et al. (2019)	Tena	1800 - 1938	Replacing using overlapping data in 1939.
Lawrence H. Officer et al. (2024)	MW	1939 - 1951	Replacing using overlapping data in 1952.
IEC (2020)	AHSTAT	1952 - 1956	Replacing using overlapping data in 1957.
Bank for Internl Settlements (2024)	BIS	1957 - 2025	Baseline source, overlaps with anchor year 2018.
OECD (2024)	OECD EO	2026 - 2026	Replacing using overlapping data in 2027.
International Monetary Fund (2025) (forecasts)	IMF WEO forecast	2027 - 2030	Replacing using overlapping data in 2031.

2 Harmonised series



Colombia

COVERAGE
1818–2030

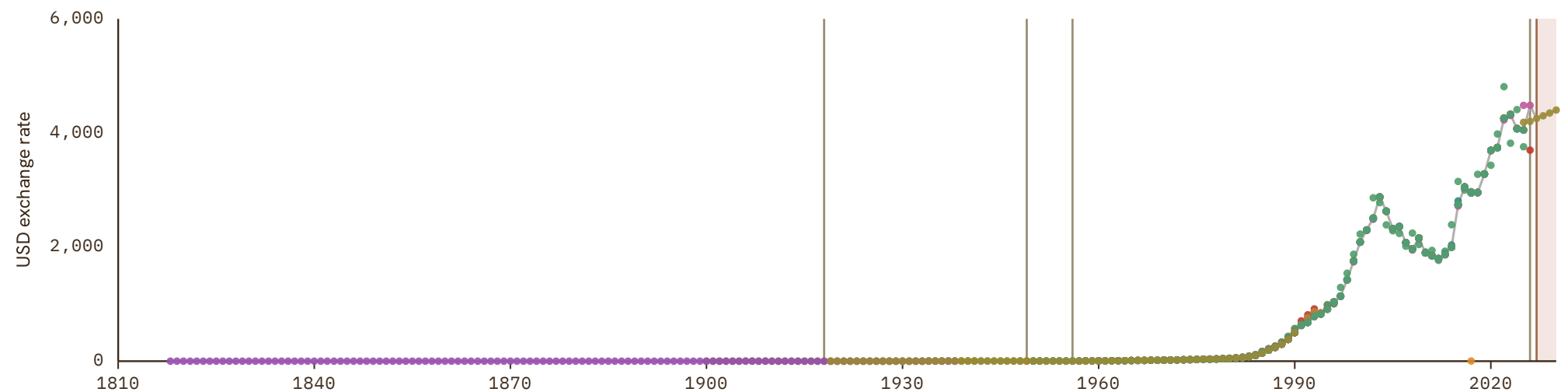
UNIT
1 USD in LC

1 Source composition

SOURCE	CODE	TIME SPAN	NOTES
Federico et al. (2019)	Tena	1818 - 1918	Replacing using overlapping data in 1919.
Banco de la República (2026)	CS2 COL	1919 - 1949	Replacing using overlapping data in 1950.
International Monetary Fund (2025)	IMF IFS	1950 - 1956	Replacing using overlapping data in 1957.
Bank for Internl Settlements (2024)	BIS	1957 - 2025	Baseline source, overlaps with anchor year 2018.
OECD (2024)	OECD EO	2026 - 2026	Replacing using overlapping data in 2027.
International Monetary Fund (2025) (forecasts)	IMF WEO forecast	2027 - 2030	Replacing using overlapping data in 2031.

2 Harmonised series

- GMD forecast
- GMD estimate
- Source change
- BIS
- BORDO
- IMF IFS
- IMF WEO
- IMF WEO forecast
- MAFHOLA
- MW
- Moxlad
- OECD EO
- OECD KEI
- PWT
- Tena
- UN
- WB GEM
- WDI
- CS2
- CS1



Costa Rica

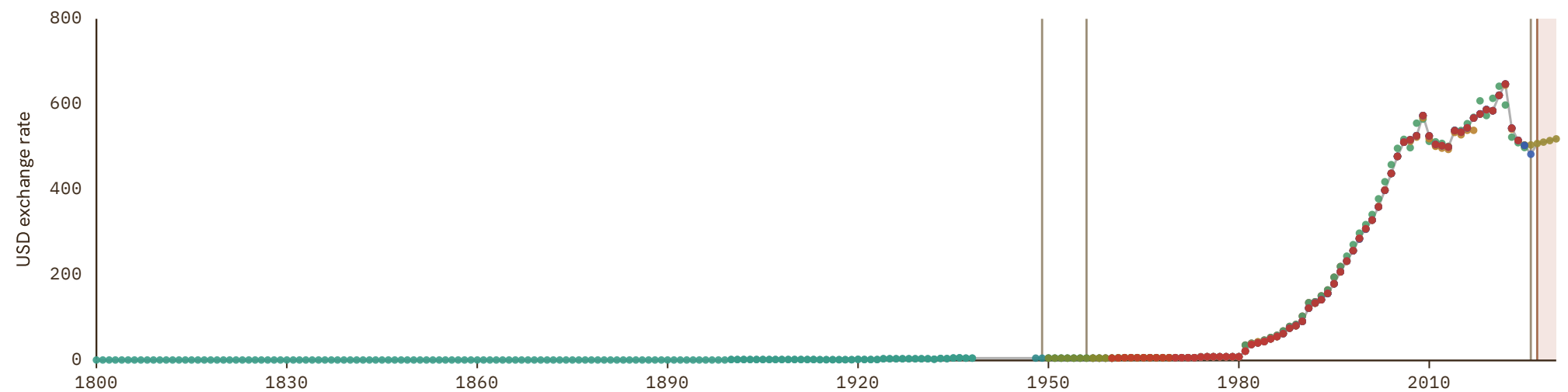
COVERAGE
1800–2030

UNIT
1 USD in LC

1 Source composition

SOURCE	CODE	TIME SPAN	NOTES
Federico et al. (2019)	Tena	1800 - 1947	Replacing using overlapping data in 1948.
Luis Bértola et al. (2018)	Moxlad	1948 - 1949	Replacing using overlapping data in 1950.
International Monetary Fund (2025)	IMF IFS	1950 - 1956	Replacing using overlapping data in 1957.
Bank for Internl Settlements (2024)	BIS	1957 - 2025	Baseline source, overlaps with anchor year 2018.
World Bank (2026)	WB GEM	2026 - 2026	Replacing using overlapping data in 2027.
International Monetary Fund (2025) (forecasts)	IMF WEO forecast	2027 - 2030	Replacing using overlapping data in 2031.

2 Harmonised series



Croatia

COVERAGE
1990-2030

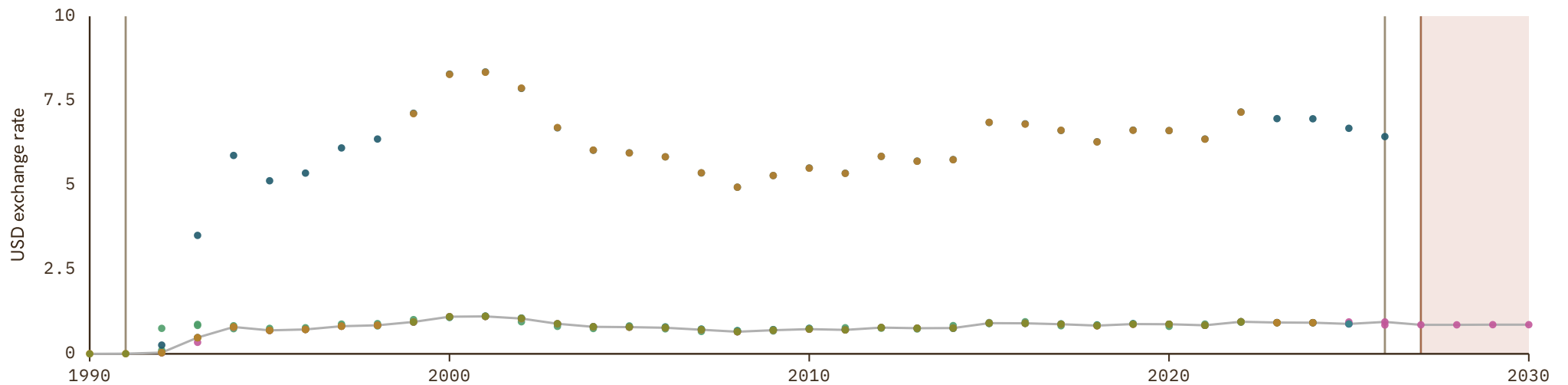
UNIT
1 USD in LC

1 Source composition

SOURCE	CODE	TIME SPAN	NOTES
United Nations (2024)	UN	1990 - 1991	Replacing using overlapping data in 1992.
Bank for Internl Settlements (2024)	BIS	1992 - 2025	Baseline source, overlaps with anchor year 2018.
OECD (2024)	OECD EO	2026 - 2026	Replacing using overlapping data in 2027.
International Monetary Fund (2025) (forecasts)	IMF WEO forecast	2027 - 2030	Replacing using overlapping data in 2031.

2 Harmonised series

GMD forecast
 GMD estimate
 Source change
● BIS
● IMF IFS
● IMF WEO
● IMF WEO forecast
● OECD EO
● OECD KEI
● PWT
● UN
● WB GEM
● WDI



Cuba

COVERAGE
1801–2026

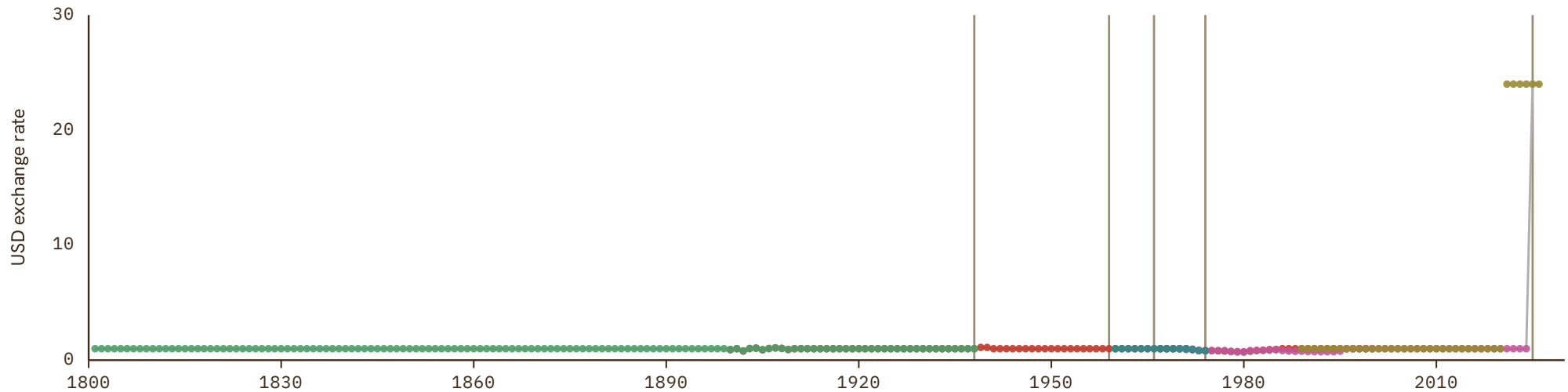
UNIT
1 USD in LC

1 Source composition

SOURCE	CODE	TIME SPAN	NOTES
Federico et al. (2019)	Tena	1801 - 1938	Replacing using overlapping data in 1939.
Luis Bértola et al. (2018)	Moxlad	1939 - 1959	Replacing using overlapping data in 1960.
World Bank (2024)	WDI	1960 - 1966	Replacing using overlapping data in 1967.
International Monetary Fund (2025)	IMF IFS	1967 - 1974	Replacing using overlapping data in 1975.
United Nations (2024)	UN	1975 - 2024	Baseline source, overlaps with anchor year 2018.
World Bank (2026)	WB GEM	2025 - 2026	Replacing using overlapping data in 2027.

2 Harmonised series

— GMD estimate | Source change ● IMF IFS ● Moxlad ● Tena ● UN ● WB GEM ● WDI



Cyprus

COVERAGE
1950–2030

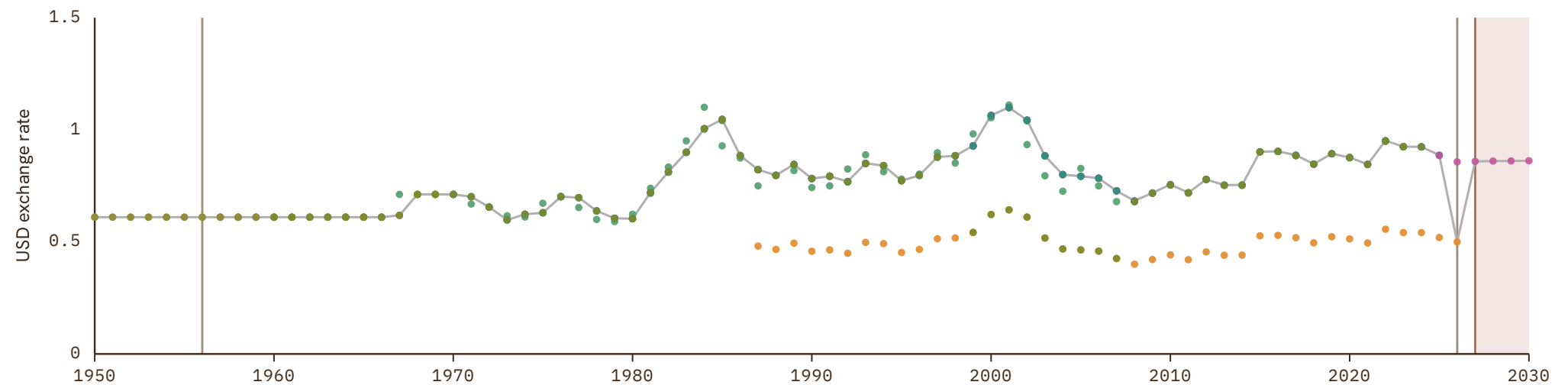
UNIT
1 USD in LC

1 Source composition

SOURCE	CODE	TIME SPAN	NOTES
International Monetary Fund (2025)	IMF IFS	1950 - 1956	Replacing using overlapping data in 1957.
Bank for Internl Settlements (2024)	BIS	1957 - 2025	Baseline source, overlaps with anchor year 2018.
World Bank (2026)	WB GEM	2026 - 2026	Replacing using overlapping data in 2027.
International Monetary Fund (2025) (forecasts)	IMF WEO forecast	2027 - 2030	Replacing using overlapping data in 2031.

2 Harmonised series

GMD forecast
 — GMD estimate
 | Source change
 ● BIS
 ● IMF IFS
 ● IMF WEO
 ● IMF WEO forecast
 ● PWT
 ● UN
 ● WB GEM
 ● WDI



Czech Republic

COVERAGE
1990-2030

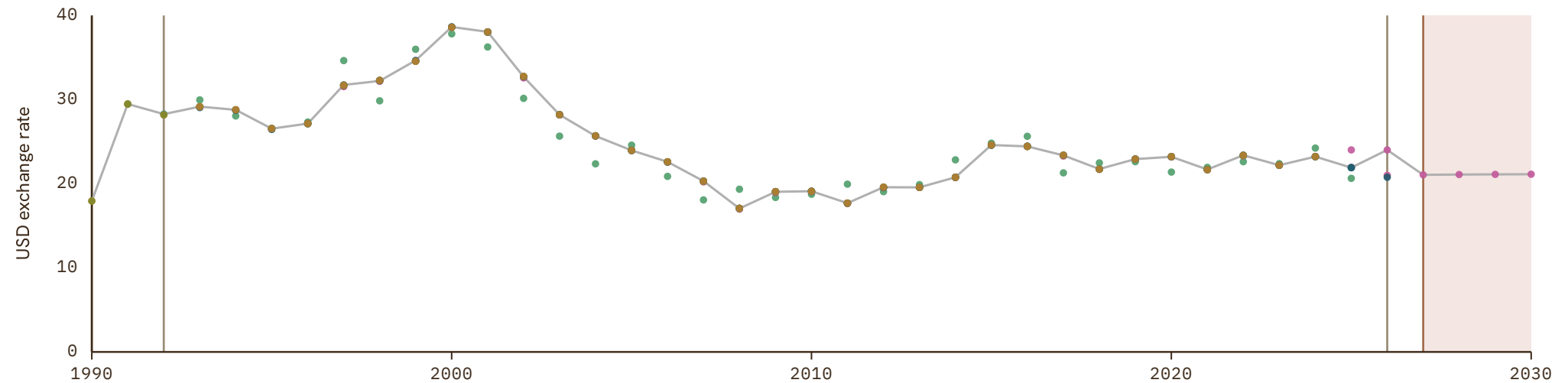
UNIT
1 USD in LC

1 Source composition

SOURCE	CODE	TIME SPAN	NOTES
United Nations (2024)	UN	1990 - 1990	Replacing using overlapping data in 1991.
OECD (2024)	OECD KEI	1991 - 1992	Replacing using overlapping data in 1993.
Bank for Internl Settlements (2024)	BIS	1993 - 2025	Baseline source, overlaps with anchor year 2018.
OECD (2024)	OECD EO	2026 - 2026	Replacing using overlapping data in 2027.
International Monetary Fund (2025) (forecasts)	IMF WEO forecast	2027 - 2030	Replacing using overlapping data in 2031.

2 Harmonised series

■ GMD forecast
 — GMD estimate
 Source change
 ● BIS
 ● IMF IFS
 ● IMF WEO
 ● IMF WEO forecast
 ● OECD EO
 ● OECD KEI
 ● PWT
 ● UN
 ● WB GEM
 ● WDI



Czechoslovakia

COVERAGE
1900–1992

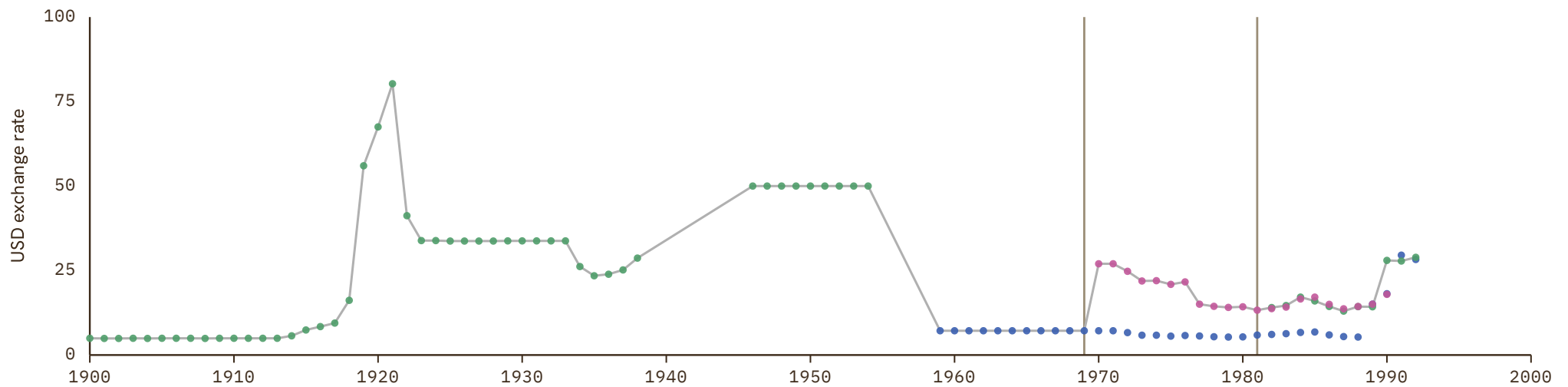
UNIT
1 USD in LC

1 Source composition

SOURCE	CODE	TIME SPAN	NOTES
Federico et al. (2019)	Tena	1900 - 1945	Replacing using overlapping data in 1946.
International Monetary Fund (2025)	IMF IFS	1946 - 1958	Replacing using overlapping data in 1959.
Banushi et al. (2024)	COMECON	1959 - 1969	Replacing using overlapping data in 1970.
United Nations (2024)	UN	1970 - 1981	Replacing using overlapping data in 1982.
International Monetary Fund (2025)	IMF IFS	1982 - 1992	Replacing using overlapping data in 1993.

2 Harmonised series

— GMD estimate | Source change ● COMECON ● IMF IFS ● Tena ● UN



Democratic Republic of Yemen

COVERAGE
1950-1990

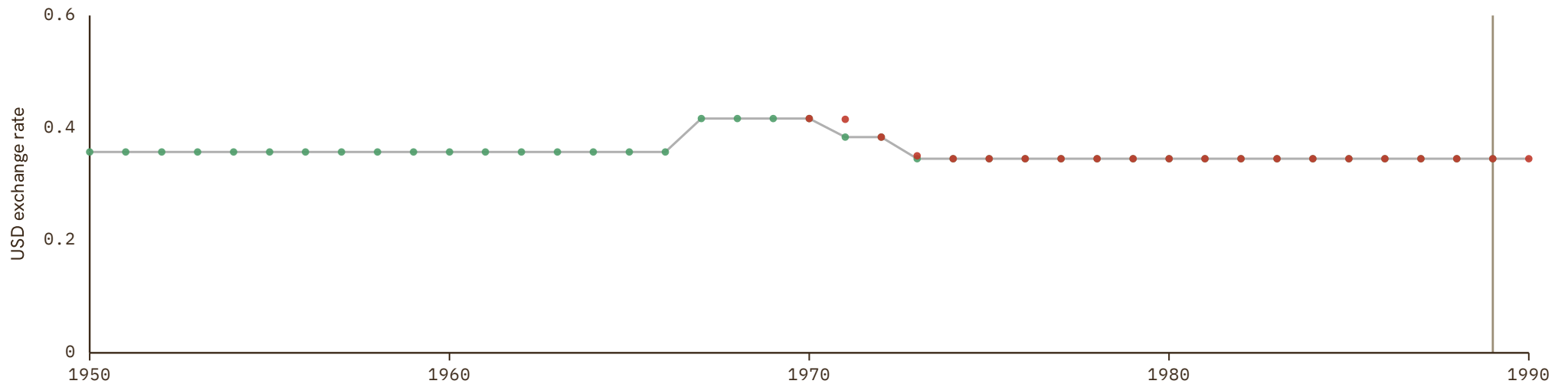
UNIT
1 USD in LC

1 Source composition

SOURCE	CODE	TIME SPAN	NOTES
International Monetary Fund (2025)	IMF IFS	1950 - 1989	Replacing using overlapping data in 1990.
United Nations (2024)	UN	1990 - 1990	Replacing using overlapping data in 1991.

2 Harmonised series

— GMD estimate | Source change ● IMF IFS ● UN



Democratic Republic of the Congo

COVERAGE
1950–2030

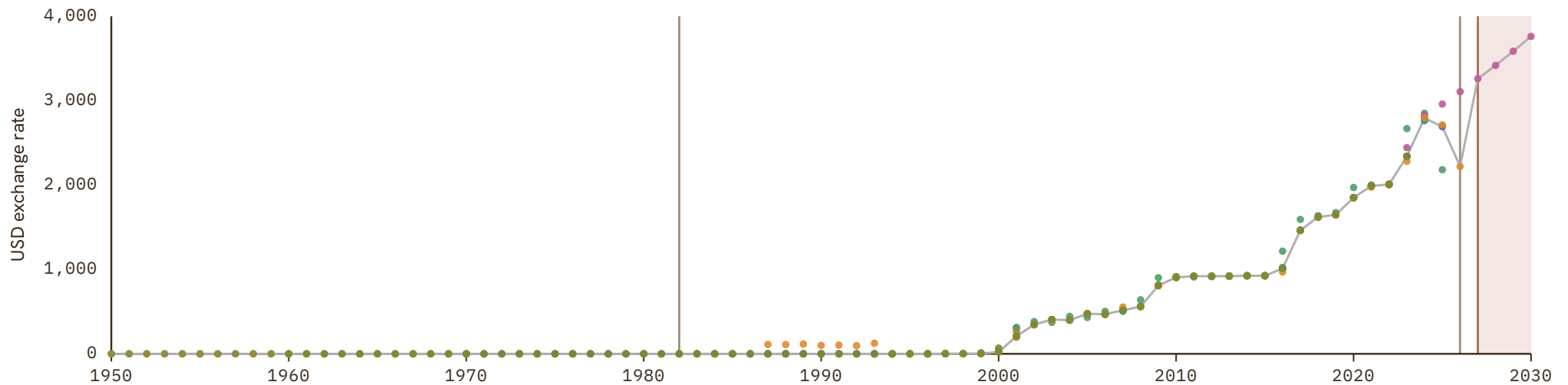
UNIT
1 USD in LC

1 Source composition

SOURCE	CODE	TIME SPAN	NOTES
International Monetary Fund (2025)	IMF IFS	1950 - 1982	Replacing using overlapping data in 1983.
Bank for Internl Settlements (2024)	BIS	1983 - 2025	Baseline source, overlaps with anchor year 2018.
World Bank (2026)	WB GEM	2026 - 2026	Replacing using overlapping data in 2027.
International Monetary Fund (2025) (forecasts)	IMF WEO forecast	2027 - 2030	Replacing using overlapping data in 2031.

2 Harmonised series

GMD forecast
 — GMD estimate
 | Source change
 ● BIS
 ● IMF IFS
 ● IMF WEO
 ● IMF WEO forecast
 ● PWT
 ● UN
 ● WB GEM
 ● WDI



Denmark

COVERAGE
1791-2030

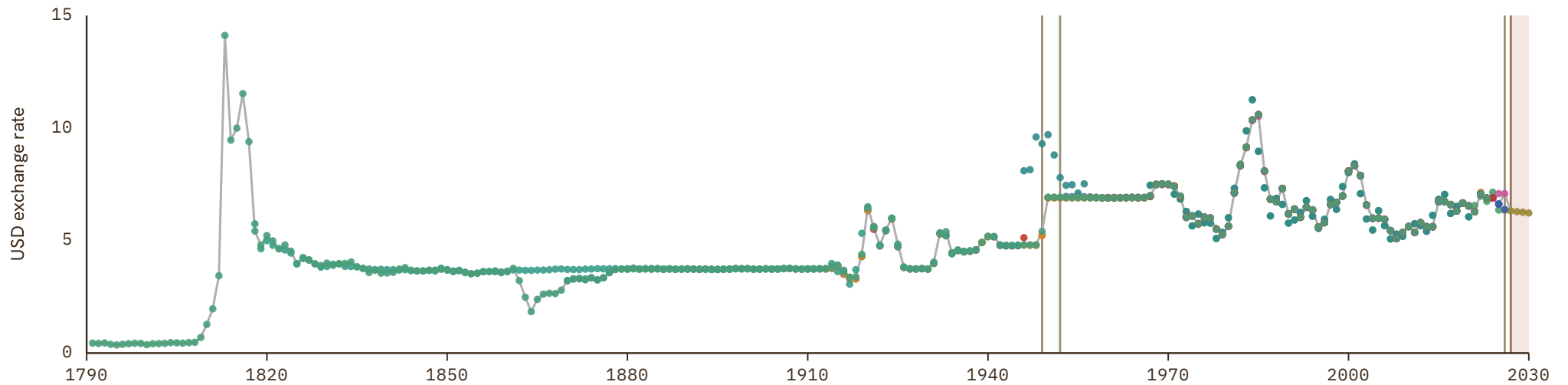
UNIT
1 USD in LC

1 Source composition

SOURCE	CODE	TIME SPAN	NOTES
Abildgren (2017)	CS1 DNK	1791 - 1949	Replacing using overlapping data in 1950.
International Monetary Fund (2025)	IMF IFS	1950 - 1952	Replacing using overlapping data in 1953.
Bank for Internl Settlements (2024)	BIS	1953 - 2025	Baseline source, overlaps with anchor year 2018.
OECD (2024)	OECD EO	2026 - 2026	Replacing using overlapping data in 2027.
International Monetary Fund (2025) (forecasts)	IMF WEO forecast	2027 - 2030	Replacing using overlapping data in 2031.

2 Harmonised series

GMD forecast
 GMD estimate
 Source change
 ● BIS
 ● BORDO
 ● IMF IFS
 ● IMF WEO
 ● IMF WEO forecast
 ● JST
 ● MW
 ● OECD EO
 ● OECD KEI
 ● PWT
 ● Tena
 ● UN
 ● WB GEM
 ● WDI
 ● CS1



Djibouti

COVERAGE
1950–2030

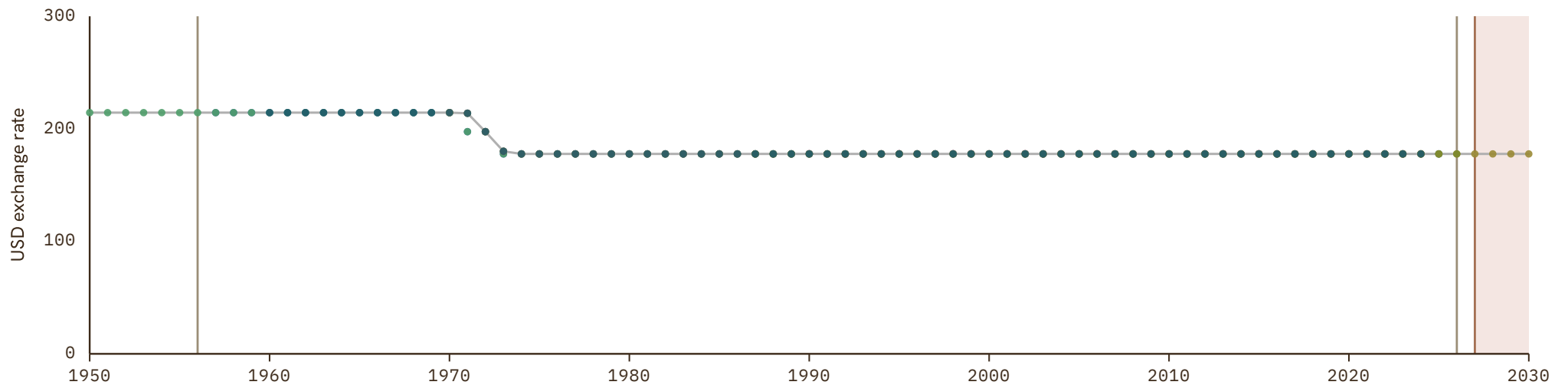
UNIT
1 USD in LC

1 Source composition

SOURCE	CODE	TIME SPAN	NOTES
International Monetary Fund (2025)	IMF IFS	1950 - 1956	Replacing using overlapping data in 1957.
Bank for Internl Settlements (2024)	BIS	1957 - 2025	Baseline source, overlaps with anchor year 2018.
World Bank (2026)	WB GEM	2026 - 2026	Replacing using overlapping data in 2027.
International Monetary Fund (2025) (forecasts)	IMF WEO forecast	2027 - 2030	Replacing using overlapping data in 2031.

2 Harmonised series

GMD forecast
 — GMD estimate
 | Source change
 ● AMF
 ● BIS
 ● IMF IFS
 ● IMF WEO
 ● IMF WEO forecast
 ● PWT
 ● UN
 ● WB GEM
 ● WDI



Dominica

COVERAGE
1950–2030

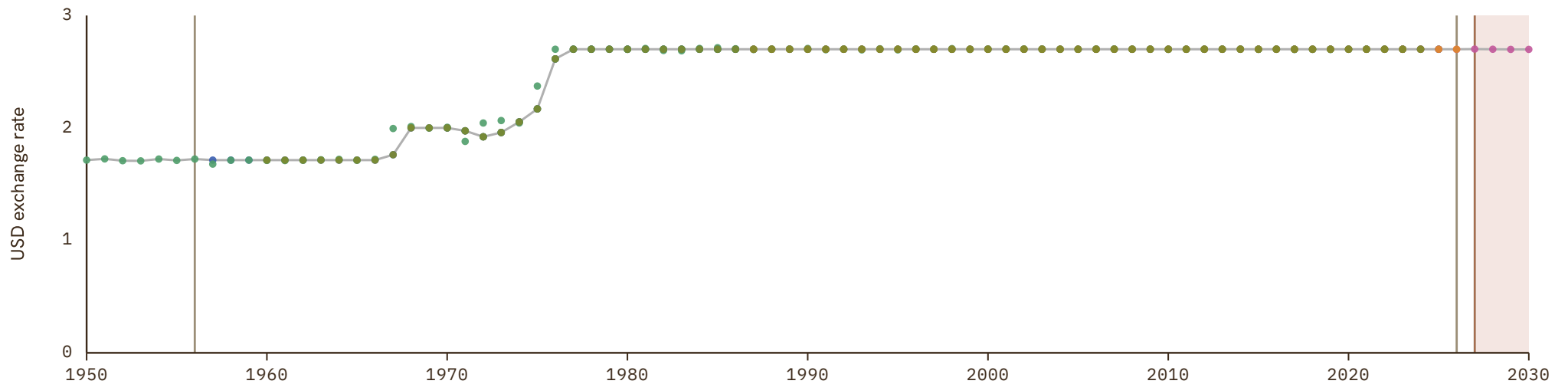
UNIT
1 USD in LC

1 Source composition

SOURCE	CODE	TIME SPAN	NOTES
International Monetary Fund (2025)	IMF IFS	1950 - 1956	Replacing using overlapping data in 1957.
Bank for Internl Settlements (2024)	BIS	1957 - 2025	Baseline source, overlaps with anchor year 2018.
World Bank (2026)	WB GEM	2026 - 2026	Replacing using overlapping data in 2027.
International Monetary Fund (2025) (forecasts)	IMF WEO forecast	2027 - 2030	Replacing using overlapping data in 2031.

2 Harmonised series

GMD forecast
 — GMD estimate
 | Source change
 ● BIS
 ● IMF IFS
 ● IMF WEO
 ● IMF WEO forecast
 ● PWT
 ● UN
 ● WB GEM
 ● WDI



Dominican Republic

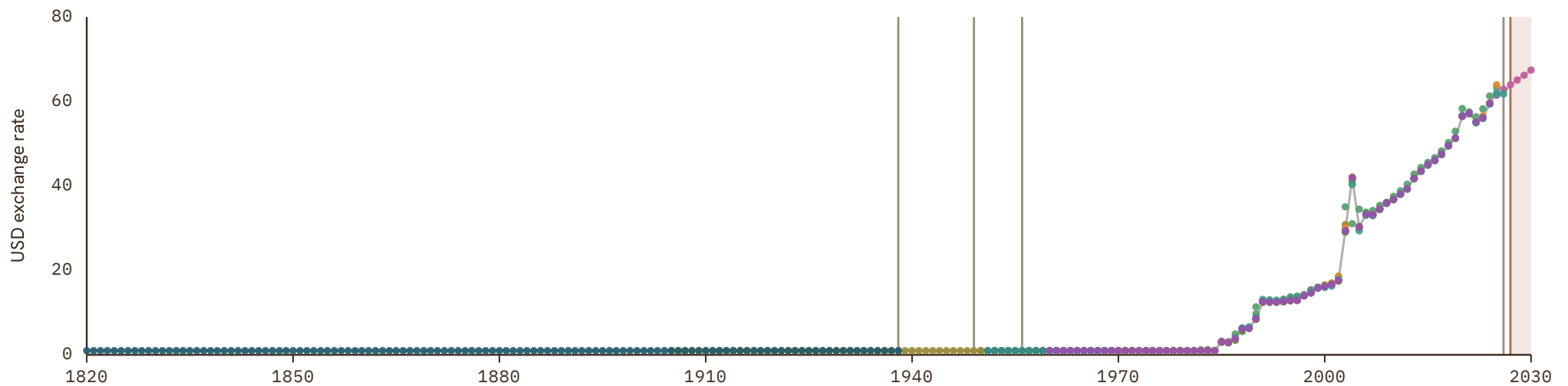
COVERAGE
1820–2030

UNIT
1 USD in LC

1 Source composition

SOURCE	CODE	TIME SPAN	NOTES
Federico et al. (2019)	Tena	1820 - 1938	Replacing using overlapping data in 1939.
Luis Bértola et al. (2018)	Moxlad	1939 - 1949	Replacing using overlapping data in 1950.
International Monetary Fund (2025)	IMF IFS	1950 - 1956	Replacing using overlapping data in 1957.
Bank for Internl Settlements (2024)	BIS	1957 - 2025	Baseline source, overlaps with anchor year 2018.
World Bank (2026)	WB GEM	2026 - 2026	Replacing using overlapping data in 2027.
International Monetary Fund (2025) (forecasts)	IMF WEO forecast	2027 - 2030	Replacing using overlapping data in 2031.

2 Harmonised series



Ecuador

COVERAGE
1800-2030

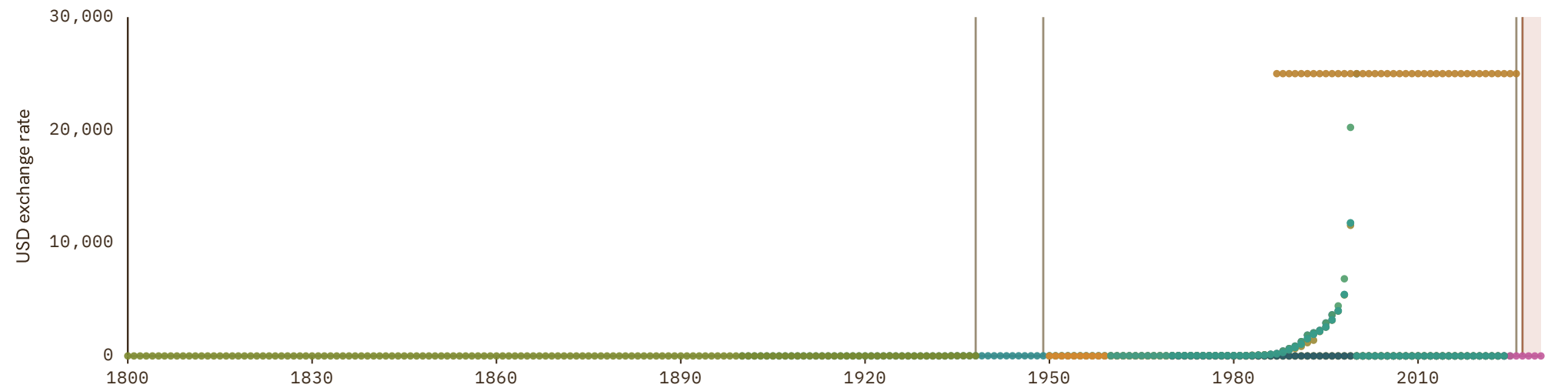
UNIT
1 USD in LC

1 Source composition

SOURCE	CODE	TIME SPAN	NOTES
Federico et al. (2019)	Tena	1800 - 1938	Replacing using overlapping data in 1939.
Luis Bértola et al. (2018)	Moxlad	1939 - 1949	Replacing using overlapping data in 1950.
International Monetary Fund (2025)	IMF IFS	1950 - 2025	Baseline source, overlaps with anchor year 2018.
World Bank (2026)	WB GEM	2026 - 2026	Replacing using overlapping data in 2027.
International Monetary Fund (2025) (forecasts)	IMF WEO forecast	2027 - 2030	Replacing using overlapping data in 2031.

2 Harmonised series

■ GMD forecast
 — GMD estimate
 | Source change
 ● BORDO
 ● IMF IFS
 ● IMF WEO
 ● IMF WEO forecast
 ● MAFHOLA
 ● Moxlad
 ● PWT
 ● Tena
 ● UN
 ● WB GEM
 ● WDI



Egypt

COVERAGE
1950–2030

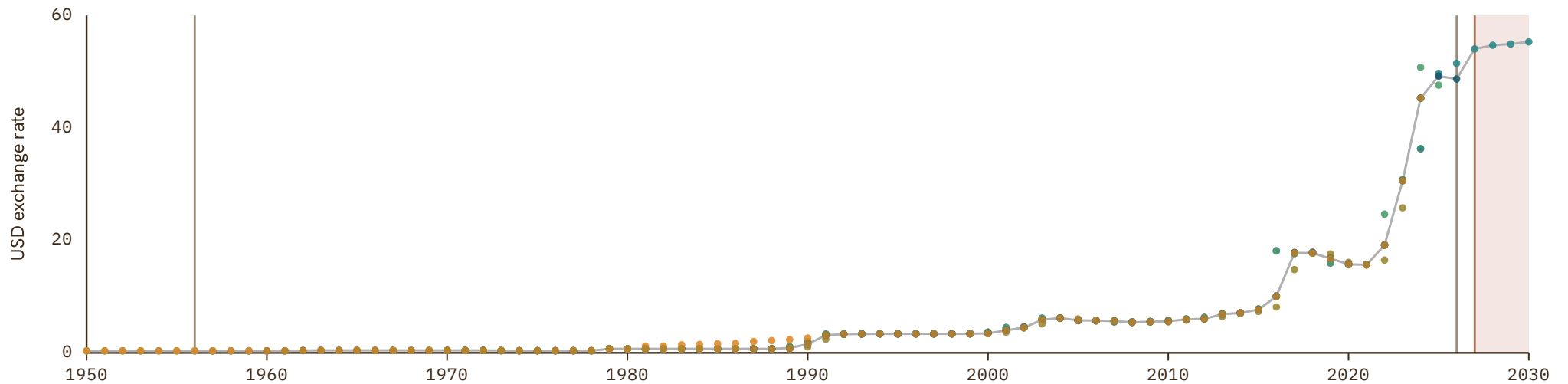
UNIT
1 USD in LC

1 Source composition

SOURCE	CODE	TIME SPAN	NOTES
International Monetary Fund (2025)	IMF IFS	1950 - 1956	Replacing using overlapping data in 1957.
Bank for Internl Settlements (2024)	BIS	1957 - 2025	Baseline source, overlaps with anchor year 2018.
World Bank (2026)	WB GEM	2026 - 2026	Replacing using overlapping data in 2027.
International Monetary Fund (2025) (forecasts)	IMF WEO forecast	2027 - 2030	Replacing using overlapping data in 2031.

2 Harmonised series

GMD forecast
 — GMD estimate
 | Source change
 ● AMF
 ● BIS
 ● BORDO
 ● IMF IFS
 ● IMF WEO
 ● IMF WEO forecast
 ● PWT
 ● UN
 ● WB GEM
 ● WDI



El Salvador

COVERAGE
1800–2030

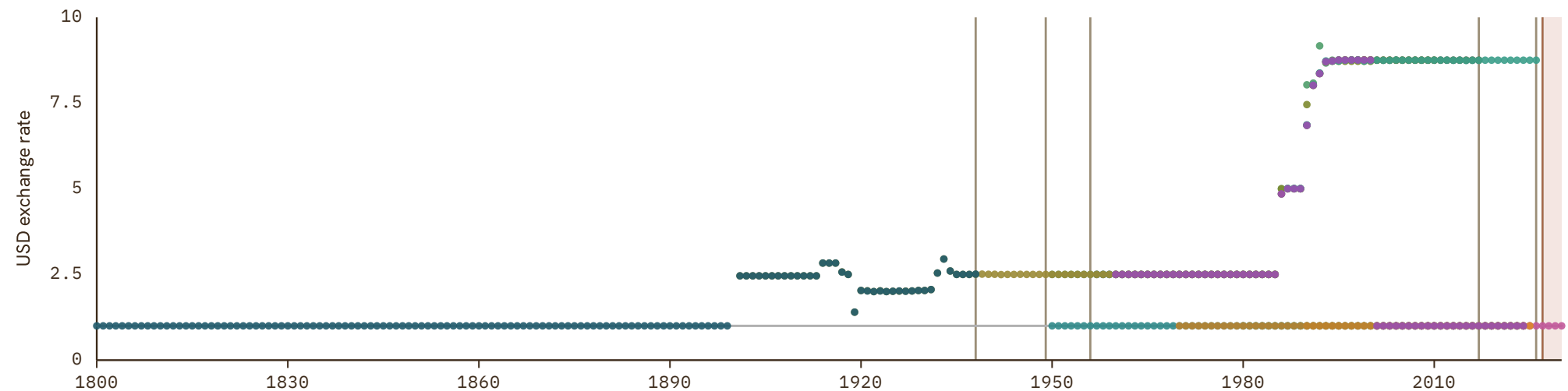
UNIT
1 USD in LC

1 Source composition

SOURCE	CODE	TIME SPAN	NOTES
Federico et al. (2019)	Tena	1800 - 1938	Replacing using overlapping data in 1939.
Luis Bértola et al. (2018)	Moxlad	1939 - 1949	Replacing using overlapping data in 1950.
International Monetary Fund (2025)	IMF IFS	1950 - 1956	Replacing using overlapping data in 1957.
Bank for Internl Settlements (2024)	BIS	1957 - 2017	Replacing using overlapping data in 2018.
International Monetary Fund (2025)	IMF IFS	2018 - 2025	Baseline source, overlaps with anchor year 2018.
World Bank (2026)	WB GEM	2026 - 2026	Replacing using overlapping data in 2027.
International Monetary Fund (2025) (forecasts)	IMF WEO forecast	2027 - 2030	Replacing using overlapping data in 2031.

2 Harmonised series

GMD forecast
 GMD estimate
 Source change
 ● BIS
 ● IMF IFS
 ● IMF WEO
 ● IMF WEO forecast
 ● Moxlad
 ● PWT
 ● SECMCA
 ● SECMCA HIST
 ● Tena
 ● UN
 ● WB GEM
 ● WDI



Equatorial Guinea

COVERAGE
1957-2030

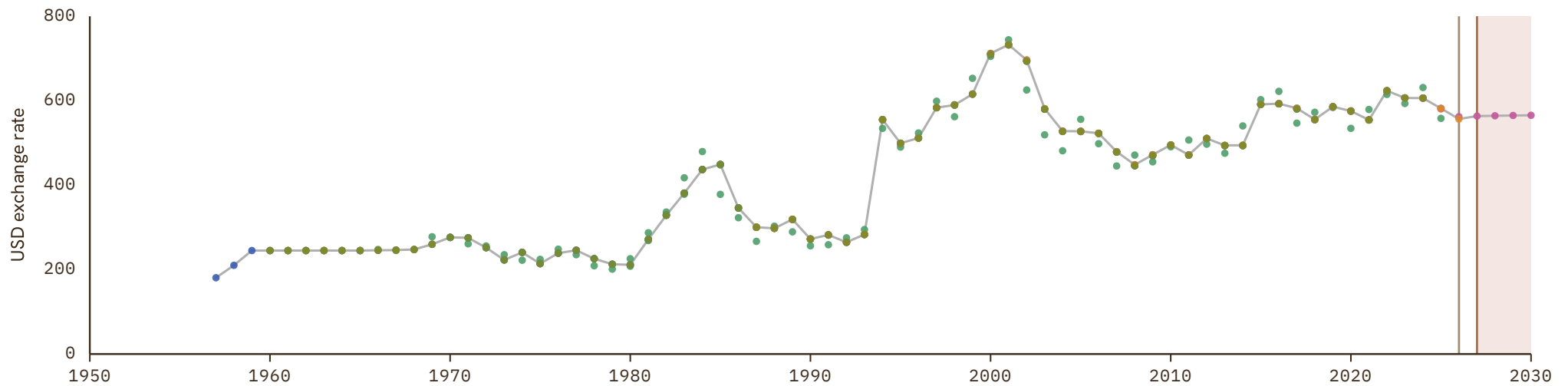
UNIT
1 USD in LC

1 Source composition

SOURCE	CODE	TIME SPAN	NOTES
Bank for Internl Settlements (2024)	BIS	1957 - 2025	Baseline source, overlaps with anchor year 2018.
World Bank (2026)	WB GEM	2026 - 2026	Replacing using overlapping data in 2027.
International Monetary Fund (2025) (forecasts)	IMF WEO forecast	2027 - 2030	Replacing using overlapping data in 2031.

2 Harmonised series

GMD forecast
 — GMD estimate
 | Source change
 ● BIS
 ● IMF IFS
 ● IMF WEO
 ● IMF WEO forecast
 ● PWT
 ● UN
 ● WB GEM
 ● WDI



Eritrea

COVERAGE
1957-2026

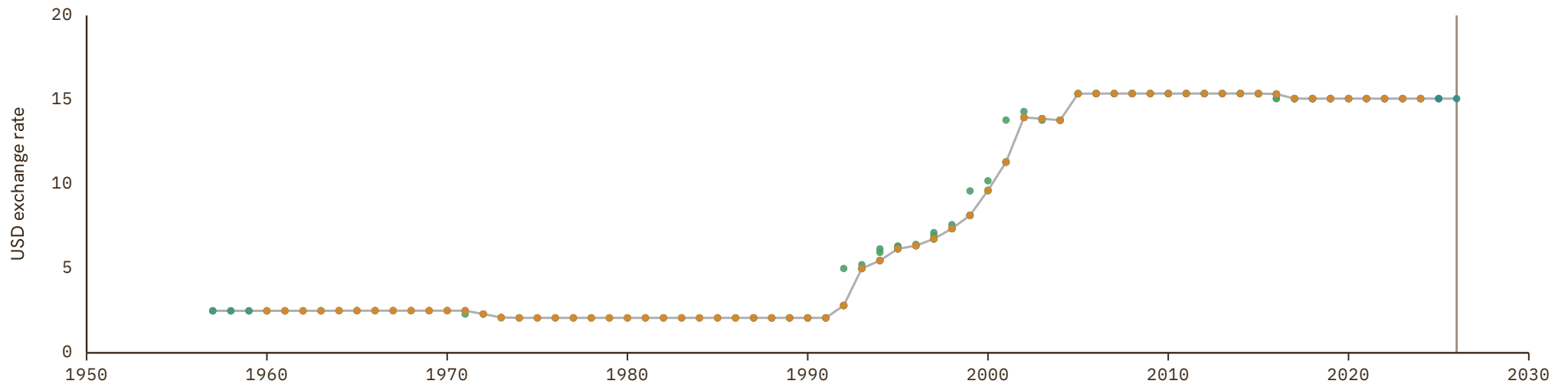
UNIT
1 USD in LC

1 Source composition

SOURCE	CODE	TIME SPAN	NOTES
Bank for Internl Settlements (2024)	BIS	1957 - 2025	Baseline source, overlaps with anchor year 2018.
World Bank (2026)	WB GEM	2026 - 2026	Replacing using overlapping data in 2027.

2 Harmonised series

— GMD estimate | Source change ● BIS ● IMF IFS ● IMF WEO ● IMF WEO forecast ● UN ● WB GEM ● WDI



Estonia

COVERAGE
1920-2030

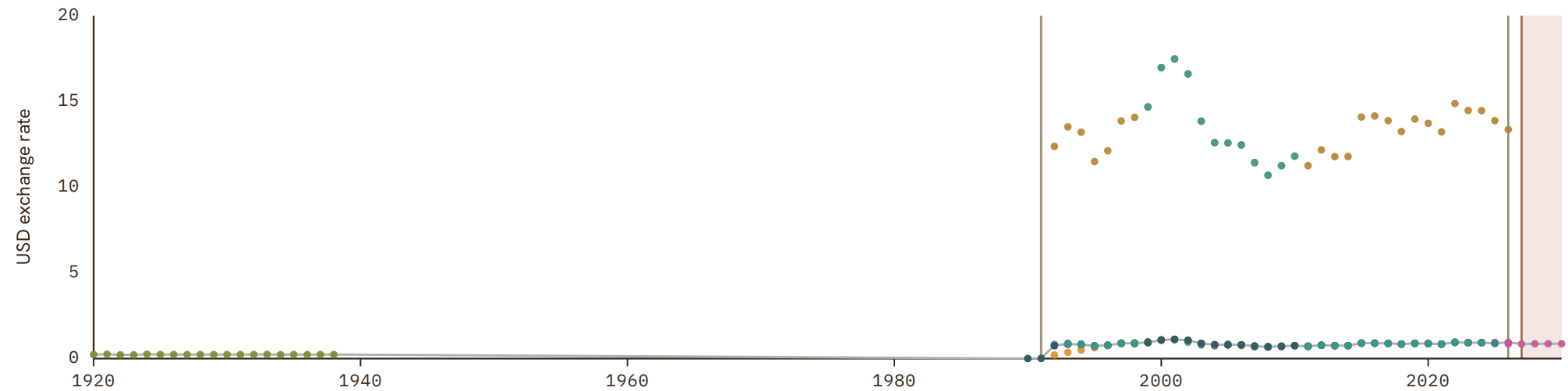
UNIT
1 USD in LC

1 Source composition

SOURCE	CODE	TIME SPAN	NOTES
Federico et al. (2019)	Tena	1920 - 1989	Replacing using overlapping data in 1990.
United Nations (2024)	UN	1990 - 1991	Replacing using overlapping data in 1992.
Bank for Internl Settlements (2024)	BIS	1992 - 2025	Baseline source, overlaps with anchor year 2018.
OECD (2024)	OECD EO	2026 - 2026	Replacing using overlapping data in 2027.
International Monetary Fund (2025) (forecasts)	IMF WEO forecast	2027 - 2030	Replacing using overlapping data in 2031.

2 Harmonised series

GMD forecast
 GMD estimate
 Source change
 ● BIS
 ● IMF IFS
 ● IMF WEO
 ● IMF WEO forecast
 ● OECD EO
 ● OECD KEI
 ● PWT
 ● Tena
 ● UN
● WB GEM
 ● WDI



Eswatini

COVERAGE
1950-2030

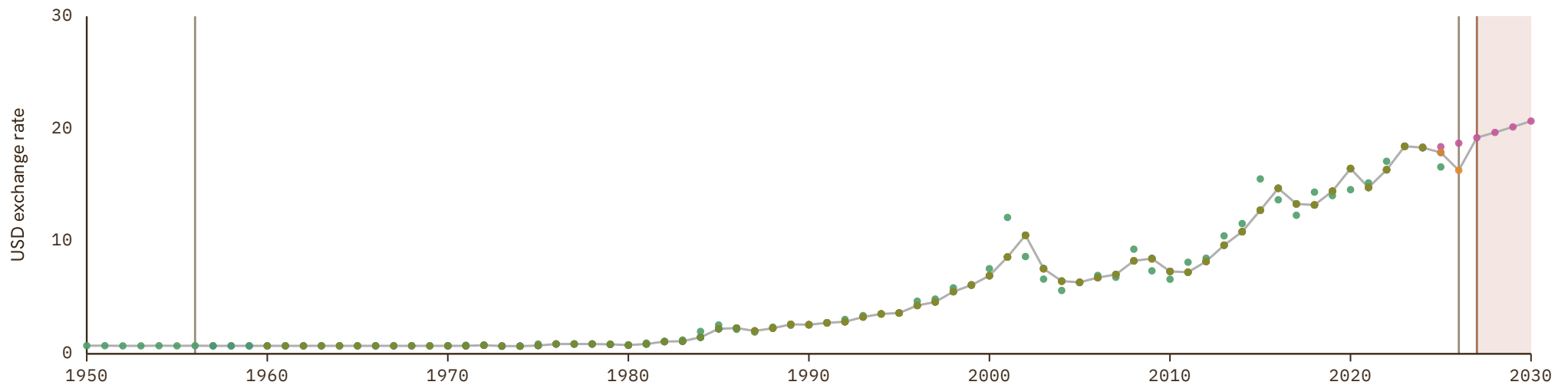
UNIT
1 USD in LC

1 Source composition

SOURCE	CODE	TIME SPAN	NOTES
International Monetary Fund (2025)	IMF IFS	1950 - 1956	Replacing using overlapping data in 1957.
Bank for Internl Settlements (2024)	BIS	1957 - 2025	Baseline source, overlaps with anchor year 2018.
World Bank (2026)	WB GEM	2026 - 2026	Replacing using overlapping data in 2027.
International Monetary Fund (2025) (forecasts)	IMF WEO forecast	2027 - 2030	Replacing using overlapping data in 2031.

2 Harmonised series

GMD forecast
 — GMD estimate
| Source change
● BIS
● IMF IFS
● IMF WEO
● IMF WEO forecast
● PWT
● UN
● WB GEM
● WDI



Ethiopia

COVERAGE
1950–2030

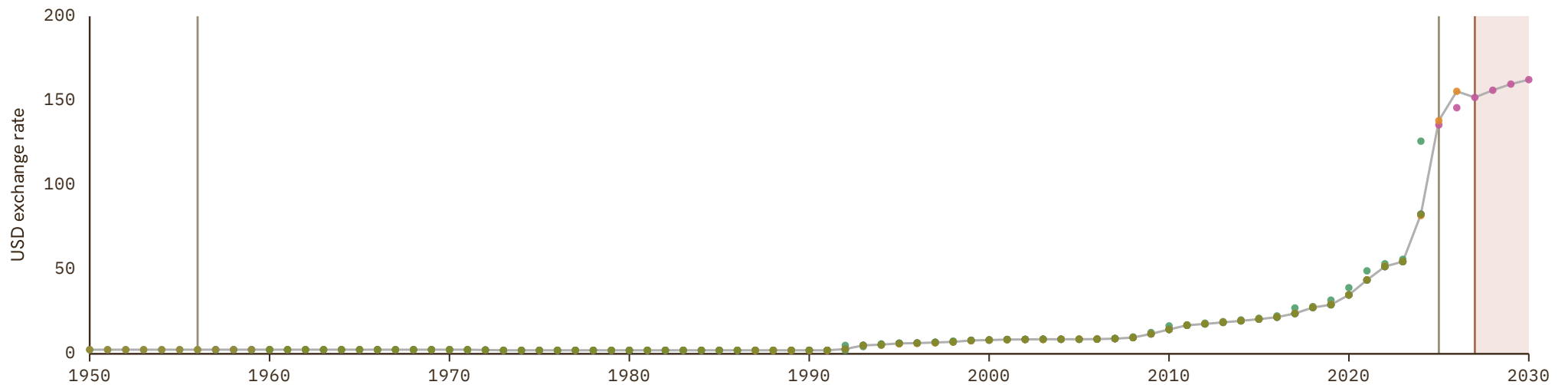
UNIT
1 USD in LC

1 Source composition

SOURCE	CODE	TIME SPAN	NOTES
International Monetary Fund (2025)	IMF IFS	1950 - 1956	Replacing using overlapping data in 1957.
Bank for Internl Settlements (2024)	BIS	1957 - 2024	Baseline source, overlaps with anchor year 2018.
World Bank (2026)	WB GEM	2025 - 2026	Replacing using overlapping data in 2027.
International Monetary Fund (2025) (forecasts)	IMF WEO forecast	2027 - 2030	Replacing using overlapping data in 2031.

2 Harmonised series

GMD forecast
 — GMD estimate
 | Source change
 ● BIS
 ● IMF IFS
 ● IMF WEO
 ● IMF WEO forecast
 ● PWT
 ● UN
 ● WB GEM
 ● WDI



Fiji

COVERAGE
1950-2030

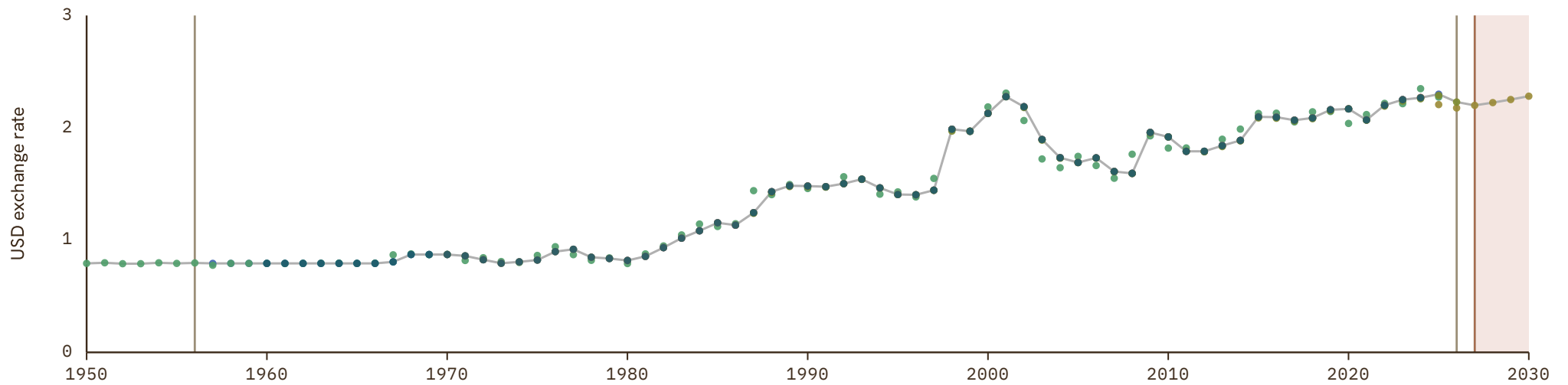
UNIT
1 USD in LC

1 Source composition

SOURCE	CODE	TIME SPAN	NOTES
International Monetary Fund (2025)	IMF IFS	1950 - 1956	Replacing using overlapping data in 1957.
Bank for Internl Settlements (2024)	BIS	1957 - 2025	Baseline source, overlaps with anchor year 2018.
World Bank (2026)	WB GEM	2026 - 2026	Replacing using overlapping data in 2027.
International Monetary Fund (2025) (forecasts)	IMF WEO forecast	2027 - 2030	Replacing using overlapping data in 2031.

2 Harmonised series

GMD forecast
 — GMD estimate
 | Source change
 ● ADB
 ● BIS
 ● IMF IFS
 ● IMF WEO
 ● IMF WEO forecast
 ● PWT
 ● UN
 ● WB GEM
 ● WDI



Finland

COVERAGE
1860–2030

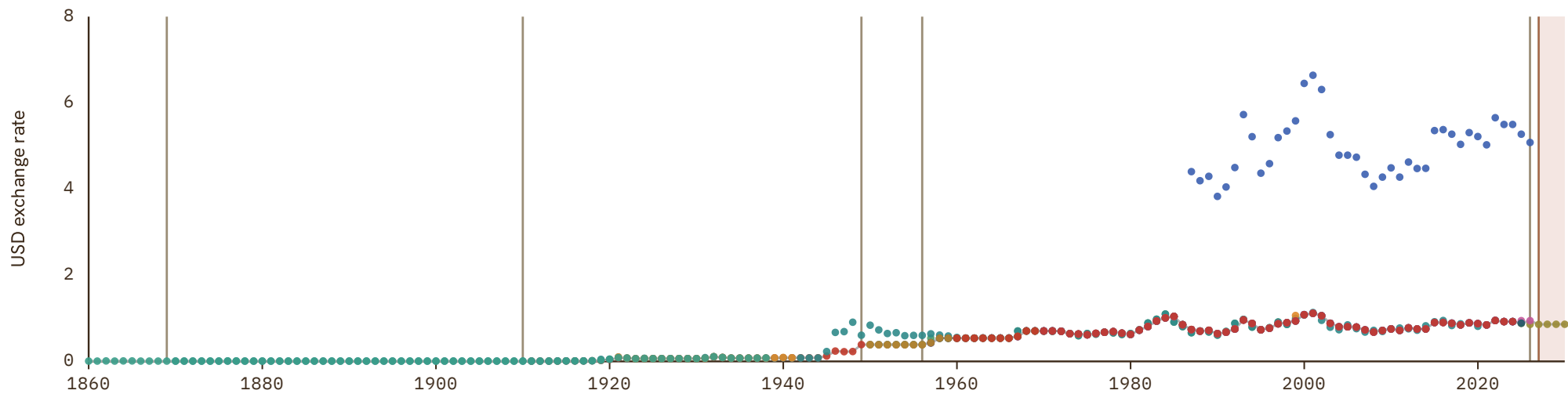
UNIT
1 USD in LC

1 Source composition

SOURCE	CODE	TIME SPAN	NOTES
Federico et al. (2019)	Tena	1860 - 1869	Replacing using overlapping data in 1870.
Jordá et al. (2017)	JST	1870 - 1910	Replacing using overlapping data in 1911.
Michael Bordo et al. (2001)	BORDO	1911 - 1949	Replacing using overlapping data in 1950.
International Monetary Fund (2025)	IMF IFS	1950 - 1956	Replacing using overlapping data in 1957.
Bank for Internl Settlements (2024)	BIS	1957 - 2025	Baseline source, overlaps with anchor year 2018.
OECD (2024)	OECD EO	2026 - 2026	Replacing using overlapping data in 2027.
International Monetary Fund (2025) (forecasts)	IMF WEO forecast	2027 - 2030	Replacing using overlapping data in 2031.

2 Harmonised series

GMD forecast
 GMD estimate
 Source change
 ● BIS
 ● BORDO
 ● IMF IFS
 ● IMF WEO
 ● IMF WEO forecast
 ● JST
 ● MW
 ● OECD EO
 ● OECD KEI
 ● PWT
 ● Tena
 ● UN
 ● WB GEM
 ● WDI



France

COVERAGE
1800–2030

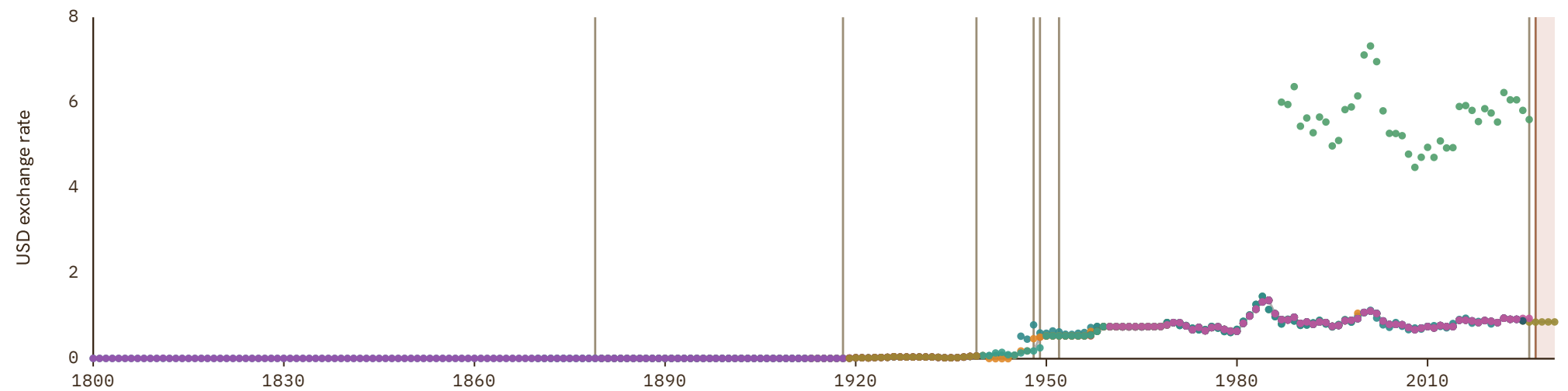
UNIT
1 USD in LC

1 Source composition

SOURCE	CODE	TIME SPAN	NOTES
Piketty et al. (2014)	PikettyZucman	1800 - 1879	Replacing using overlapping data in 1880.
Michael Bordo et al. (2001)	BORDO	1880 - 1918	Replacing using overlapping data in 1919.
Villa (1994)	CS4 FRA	1919 - 1939	Replacing using overlapping data in 1940.
Piketty et al. (2014)	PikettyZucman	1940 - 1948	Replacing using overlapping data in 1949.
Michael Bordo et al. (2001)	BORDO	1949 - 1949	Replacing using overlapping data in 1950.
International Monetary Fund (2025)	IMF IFS	1950 - 1952	Replacing using overlapping data in 1953.
Bank for Internl Settlements (2024)	BIS	1953 - 2025	Baseline source, overlaps with anchor year 2018.
OECD (2024)	OECD EO	2026 - 2026	Replacing using overlapping data in 2027.
International Monetary Fund (2025) (forecasts)	IMF WEO forecast	2027 - 2030	Replacing using overlapping data in 2031.

2 Harmonised series

- GMD forecast
- GMD estimate
- Source change
- BIS
- BORDO
- IMF IFS
- IMF WEO
- IMF WEO forecast
- JST
- MW
- OECD EO
- OECD KEI
- PWT
- PikettyZucman
- Tena
- UN
- Villa
- WB GEM
- WDI
- CS4



French Guiana

COVERAGE
1950-1998

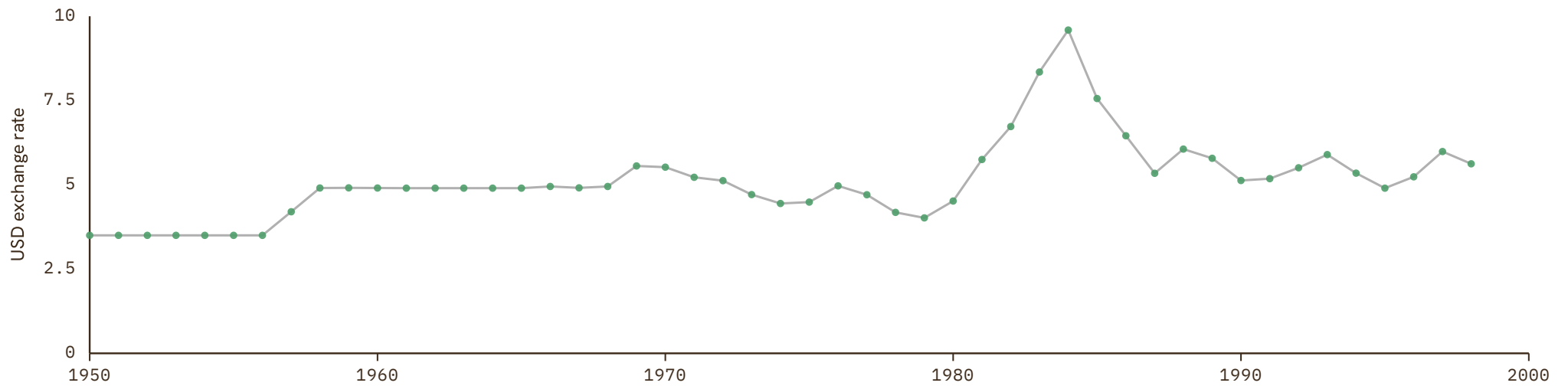
UNIT
1 USD in LC

1 Source composition

SOURCE	CODE	TIME SPAN	NOTES
International Monetary Fund (2025)	IMF IFS	1950 - 1998	Replacing using overlapping data in 1999.

2 Harmonised series

— GMD estimate ● IMF IFS



Gabon

COVERAGE
1903-2030

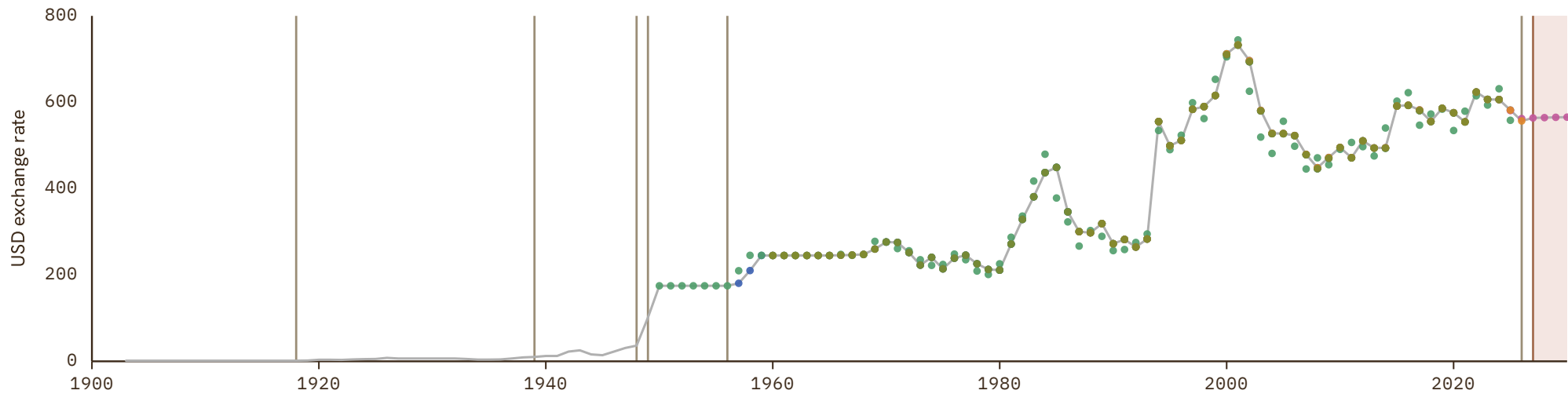
UNIT
1 USD in LC

1 Source composition

SOURCE	CODE	TIME SPAN	NOTES
Jordá et al. (2017)	JST	1903 - 1949	Replacing using overlapping data in 1950.
International Monetary Fund (2025)	IMF IFS	1950 - 1956	Replacing using overlapping data in 1957.
Bank for Internl Settlements (2024)	BIS	1957 - 2025	Baseline source, overlaps with anchor year 2018.
World Bank (2026)	WB GEM	2026 - 2026	Replacing using overlapping data in 2027.
International Monetary Fund (2025) (forecasts)	IMF WEO forecast	2027 - 2030	Replacing using overlapping data in 2031.

2 Harmonised series

GMD forecast
 — GMD estimate
 | Source change
 ● BIS
 ● IMF IFS
 ● IMF WEO
 ● IMF WEO forecast
 ● PWT
 ● UN
 ● WB GEM
 ● WDI



Gambia

COVERAGE
1950-2030

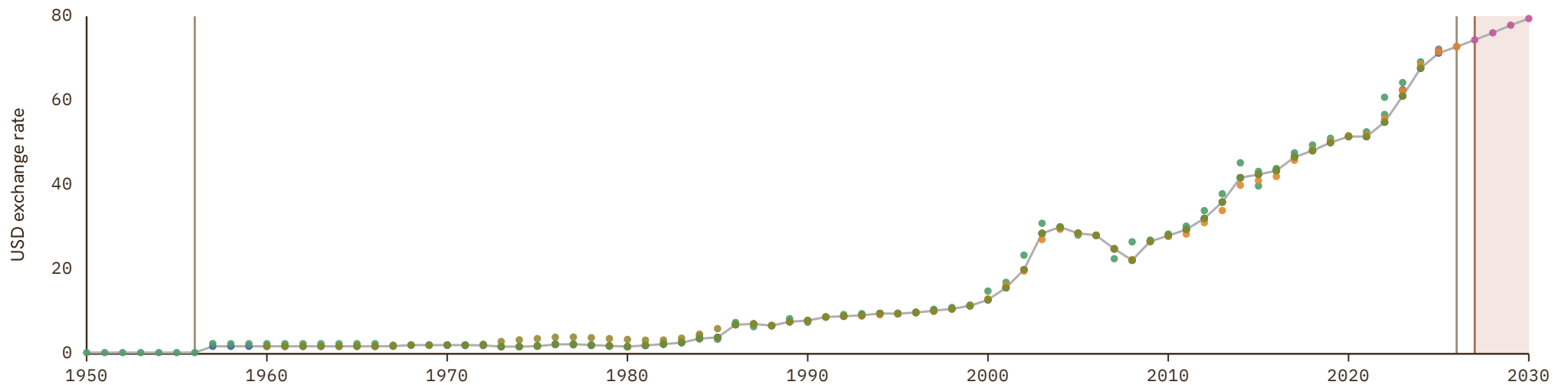
UNIT
1 USD in LC

1 Source composition

SOURCE	CODE	TIME SPAN	NOTES
International Monetary Fund (2025)	IMF IFS	1950 - 1956	Replacing using overlapping data in 1957.
Bank for Internl Settlements (2024)	BIS	1957 - 2025	Baseline source, overlaps with anchor year 2018.
World Bank (2026)	WB GEM	2026 - 2026	Replacing using overlapping data in 2027.
International Monetary Fund (2025) (forecasts)	IMF WEO forecast	2027 - 2030	Replacing using overlapping data in 2031.

2 Harmonised series

GMD forecast
 — GMD estimate
 | Source change
 ● BIS
 ● IMF IFS
 ● IMF WEO
 ● IMF WEO forecast
 ● PWT
 ● UN
 ● WB GEM
 ● WDI



Georgia

COVERAGE
1990-2030

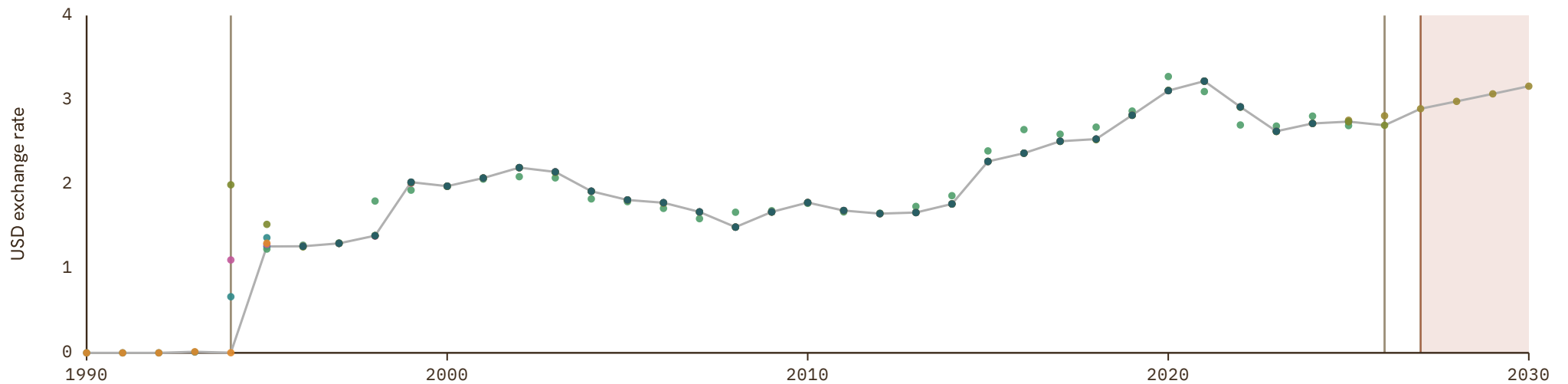
UNIT
1 USD in LC

1 Source composition

SOURCE	CODE	TIME SPAN	NOTES
United Nations (2024)	UN	1990 - 1994	Replacing using overlapping data in 1995.
Bank for Internl Settlements (2024)	BIS	1995 - 2025	Baseline source, overlaps with anchor year 2018.
World Bank (2026)	WB GEM	2026 - 2026	Replacing using overlapping data in 2027.
International Monetary Fund (2025) (forecasts)	IMF WEO forecast	2027 - 2030	Replacing using overlapping data in 2031.

2 Harmonised series

GMD forecast
 — GMD estimate
 | Source change
 ● ADB
 ● BIS
 ● IMF IFS
 ● IMF WEO
 ● IMF WEO forecast
 ● PWT
 ● UN
 ● WB GEM
 ● WDI



German Democratic Republic

COVERAGE
1959-1990

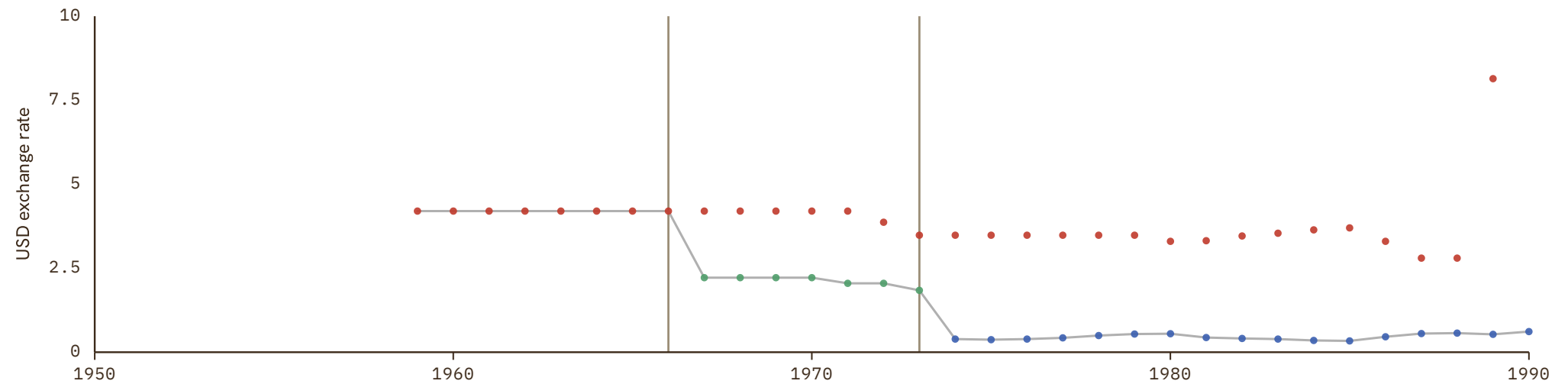
UNIT
1 USD in LC

1 Source composition

SOURCE	CODE	TIME SPAN	NOTES
Banushi et al. (2024)	COMECON	1959 - 1966	Replacing using overlapping data in 1967.
International Monetary Fund (2025)	IMF IFS	1967 - 1973	Replacing using overlapping data in 1974.
Banca d'Italia (2024)	BIT	1974 - 1990	Replacing using overlapping data in 1991.

2 Harmonised series

— GMD estimate | Source change ● BIT ● COMECON ● IMF IFS



Germany

COVERAGE
1796–2030

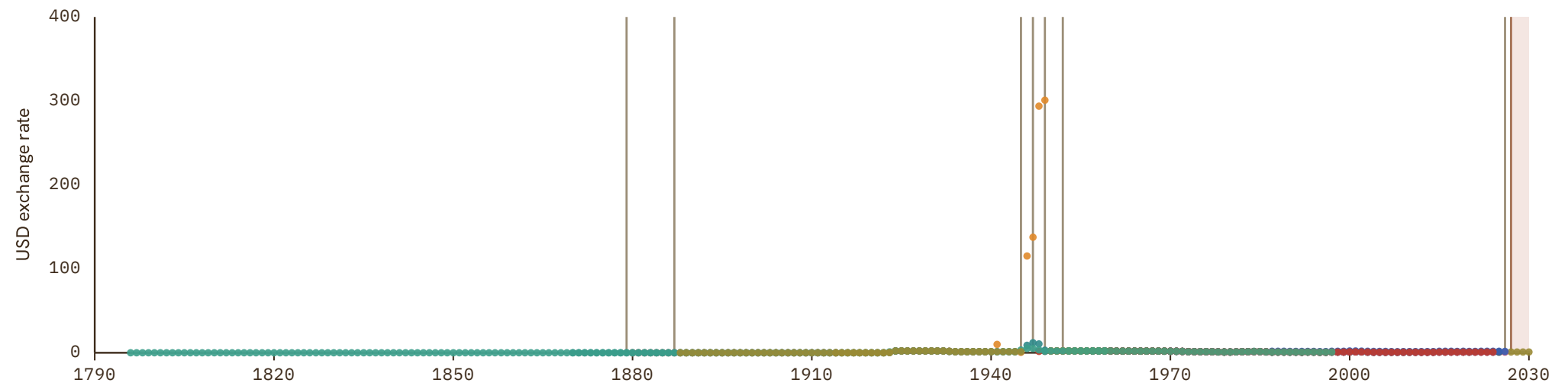
UNIT
1 USD in LC

1 Source composition

SOURCE	CODE	TIME SPAN	NOTES
Piketty et al. (2014)	PikettyZucman	1796 - 1879	Replacing using overlapping data in 1880.
Michael Bordo et al. (2001)	BORDO	1880 - 1887	Replacing using overlapping data in 1888.
Deutsche Bundesbank (1976)	CS2 DEU	1888 - 1945	Replacing using overlapping data in 1946.
Piketty et al. (2014)	PikettyZucman	1946 - 1947	Replacing using overlapping data in 1948.
Michael Bordo et al. (2001)	BORDO	1948 - 1949	Replacing using overlapping data in 1950.
International Monetary Fund (2025)	IMF IFS	1950 - 1952	Replacing using overlapping data in 1953.
Bank for Internl Settlements (2024)	BIS	1953 - 2025	Baseline source, overlaps with anchor year 2018.
OECD (2024)	OECD EO	2026 - 2026	Replacing using overlapping data in 2027.
International Monetary Fund (2025) (forecasts)	IMF WEO forecast	2027 - 2030	Replacing using overlapping data in 2031.

2 Harmonised series

GMD forecast
 GMD estimate
 | Source change
 ● BIS
 ● BORDO
 ● IMF IFS
 ● IMF WEO
 ● IMF WEO forecast
 ● JST
 ● MW
 ● OECD EO
 ● OECD KEI
 ● PWT
 ● PikettyZucman
 ● UN
 ● WB GEM
 ● WDI
 ● CS2
 ● CS1
 ● CS4



Ghana

COVERAGE
1950–2030

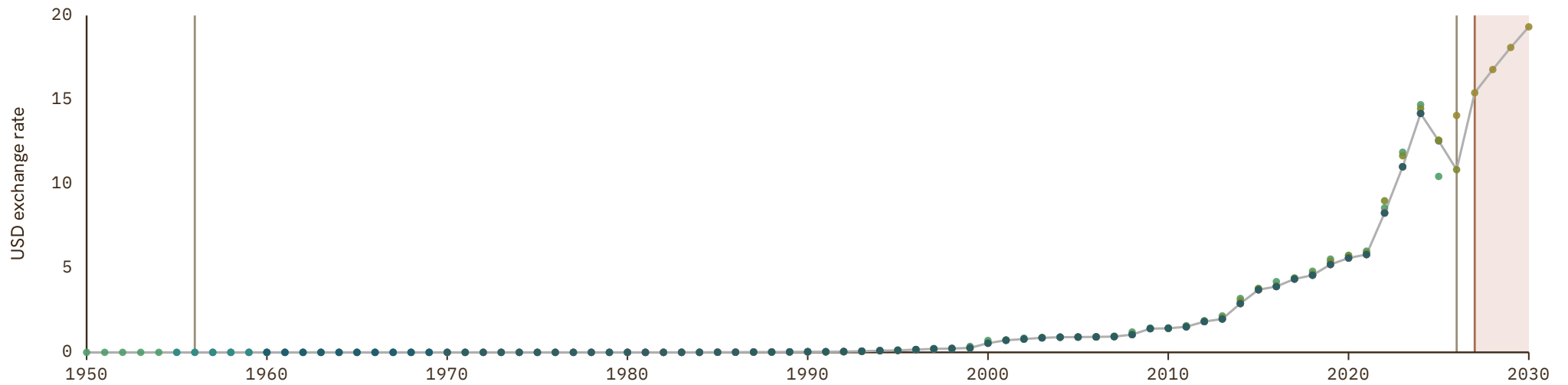
UNIT
1 USD in LC

1 Source composition

SOURCE	CODE	TIME SPAN	NOTES
International Monetary Fund (2025)	IMF IFS	1950 - 1956	Replacing using overlapping data in 1957.
Bank for Internl Settlements (2024)	BIS	1957 - 2025	Baseline source, overlaps with anchor year 2018.
World Bank (2026)	WB GEM	2026 - 2026	Replacing using overlapping data in 2027.
International Monetary Fund (2025) (forecasts)	IMF WEO forecast	2027 - 2030	Replacing using overlapping data in 2031.

2 Harmonised series

GMD forecast
 — GMD estimate
 | Source change
 ● BIS
 ● BORDO
 ● IMF IFS
 ● IMF WEO
 ● IMF WEO forecast
 ● PWT
 ● UN
 ● WB GEM
 ● WDI



Greece

COVERAGE
1849–2030

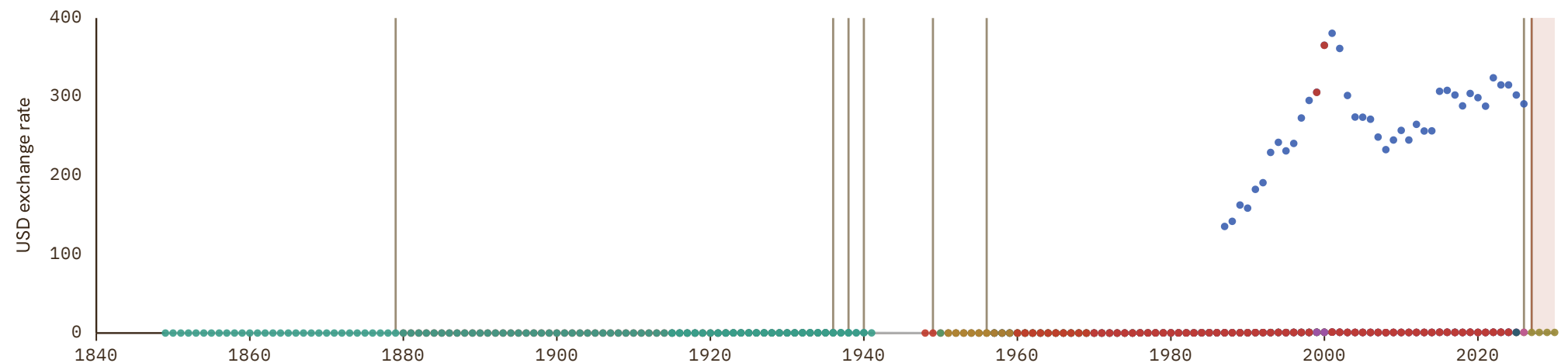
UNIT
1 USD in LC

1 Source composition

SOURCE	CODE	TIME SPAN	NOTES
Federico et al. (2019)	Tena	1849 - 1879	Replacing using overlapping data in 1880.
Michael Bordo et al. (2001)	BORDO	1880 - 1936	Replacing using overlapping data in 1937.
Federico et al. (2019)	Tena	1937 - 1938	Replacing using overlapping data in 1939.
Lawrence H. Officer et al. (2024)	MW	1939 - 1940	Replacing using overlapping data in 1941.
National Bank of Serbia (2024)	NBS	1941 - 1947	Replacing using overlapping data in 1948.
Michael Bordo et al. (2001)	BORDO	1948 - 1949	Replacing using overlapping data in 1950.
International Monetary Fund (2025)	IMF IFS	1950 - 1956	Replacing using overlapping data in 1957.
Bank for Internl Settlements (2024)	BIS	1957 - 2025	Baseline source, overlaps with anchor year 2018.
OECD (2024)	OECD EO	2026 - 2026	Replacing using overlapping data in 2027.
International Monetary Fund (2025) (forecasts)	IMF WEO forecast	2027 - 2030	Replacing using overlapping data in 2031.

2 Harmonised series

GMD forecast
 GMD estimate
 | Source change
 ● BIS
 ● BORDO
 ● IMF IFS
 ● IMF WEO
 ● IMF WEO forecast
 ● MW
 ● NBS
 ● OECD EO
 ● OECD KEI
 ● PWT
 ● Tena
 ● UN
 ● WB GEM
 ● WDI



Grenada

COVERAGE
1950–2030

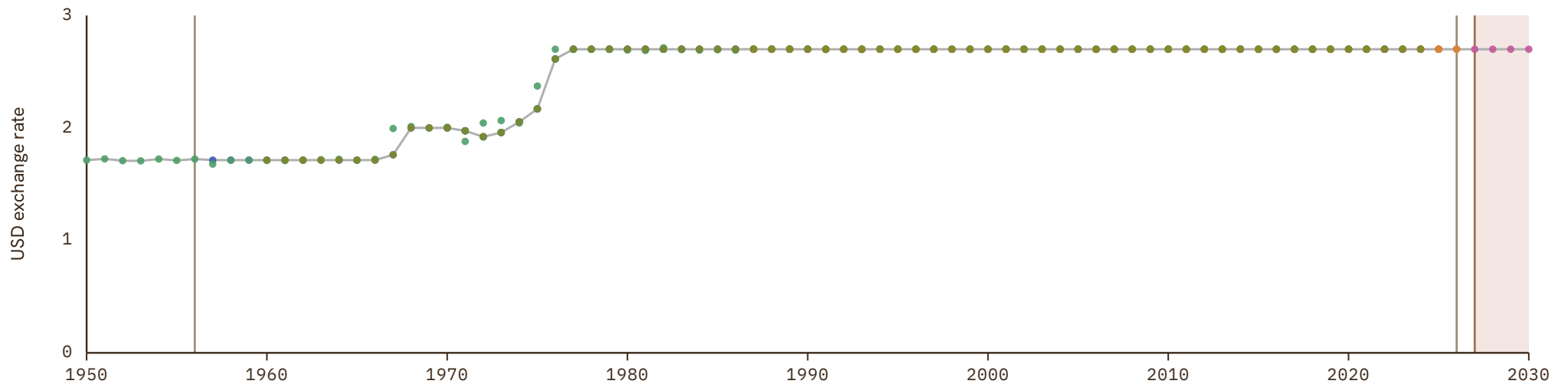
UNIT
1 USD in LC

1 Source composition

SOURCE	CODE	TIME SPAN	NOTES
International Monetary Fund (2025)	IMF IFS	1950 - 1956	Replacing using overlapping data in 1957.
Bank for Internl Settlements (2024)	BIS	1957 - 2025	Baseline source, overlaps with anchor year 2018.
World Bank (2026)	WB GEM	2026 - 2026	Replacing using overlapping data in 2027.
International Monetary Fund (2025) (forecasts)	IMF WEO forecast	2027 - 2030	Replacing using overlapping data in 2031.

2 Harmonised series

GMD forecast
 — GMD estimate
 | Source change
 ● BIS
 ● IMF IFS
 ● IMF WEO
 ● IMF WEO forecast
 ● PWT
 ● UN
 ● WB GEM
 ● WDI



Guatemala

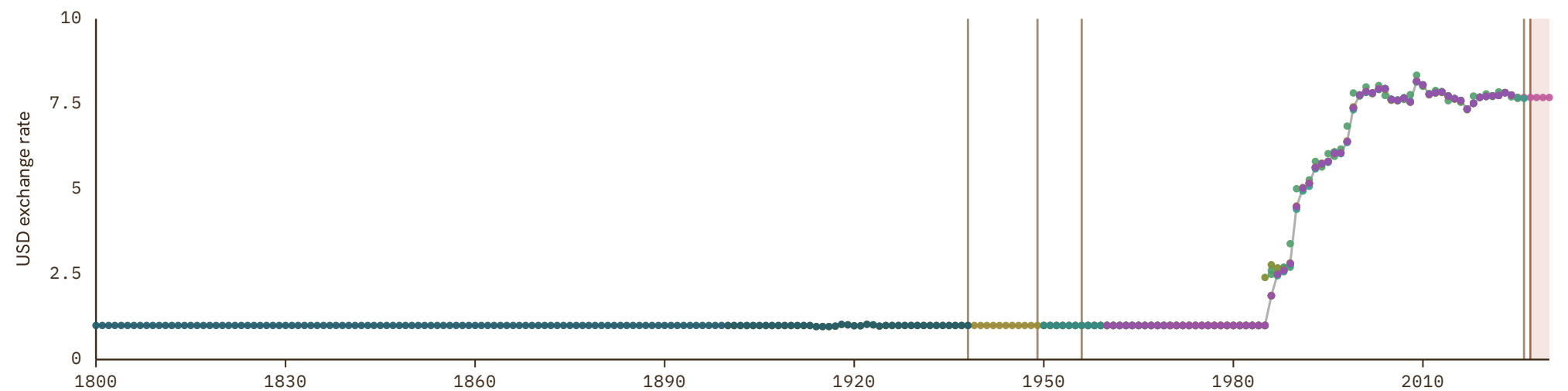
COVERAGE
1800–2030

UNIT
1 USD in LC

1 Source composition

SOURCE	CODE	TIME SPAN	NOTES
Federico et al. (2019)	Tena	1800 - 1938	Replacing using overlapping data in 1939.
Luis Bértola et al. (2018)	Moxlad	1939 - 1949	Replacing using overlapping data in 1950.
International Monetary Fund (2025)	IMF IFS	1950 - 1956	Replacing using overlapping data in 1957.
Bank for Internl Settlements (2024)	BIS	1957 - 2025	Baseline source, overlaps with anchor year 2018.
World Bank (2026)	WB GEM	2026 - 2026	Replacing using overlapping data in 2027.
International Monetary Fund (2025) (forecasts)	IMF WEO forecast	2027 - 2030	Replacing using overlapping data in 2031.

2 Harmonised series



Guinea

COVERAGE
1903–2030

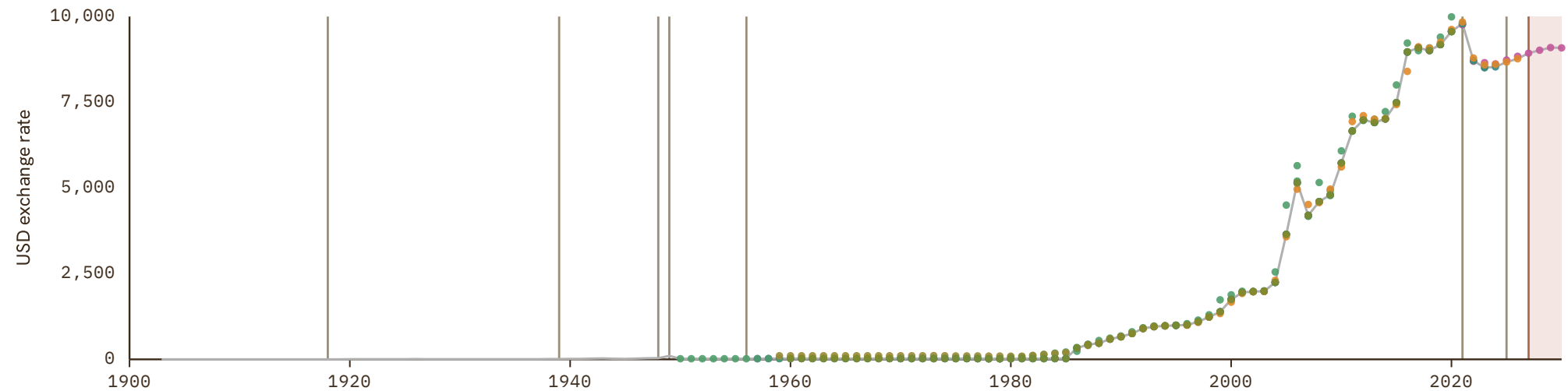
UNIT
1 USD in LC

1 Source composition

SOURCE	CODE	TIME SPAN	NOTES
Jordá et al. (2017)	JST	1903 - 1949	Replacing using overlapping data in 1950.
International Monetary Fund (2025)	IMF IFS	1950 - 1956	Replacing using overlapping data in 1957.
Bank for Internl Settlements (2024)	BIS	1957 - 2020	Baseline source, overlaps with anchor year 2018.
United Nations (2024)	UN	2021 - 2024	Replacing using overlapping data in 2025.
World Bank (2026)	WB GEM	2025 - 2026	Replacing using overlapping data in 2027.
International Monetary Fund (2025) (forecasts)	IMF WEO forecast	2027 - 2030	Replacing using overlapping data in 2031.

2 Harmonised series

GMD forecast
 — GMD estimate
| Source change
● BIS
● IMF IFS
● IMF WEO
● IMF WEO forecast
● PWT
● UN
● WB GEM
● WDI



Guinea-Bissau

COVERAGE
1950–2030

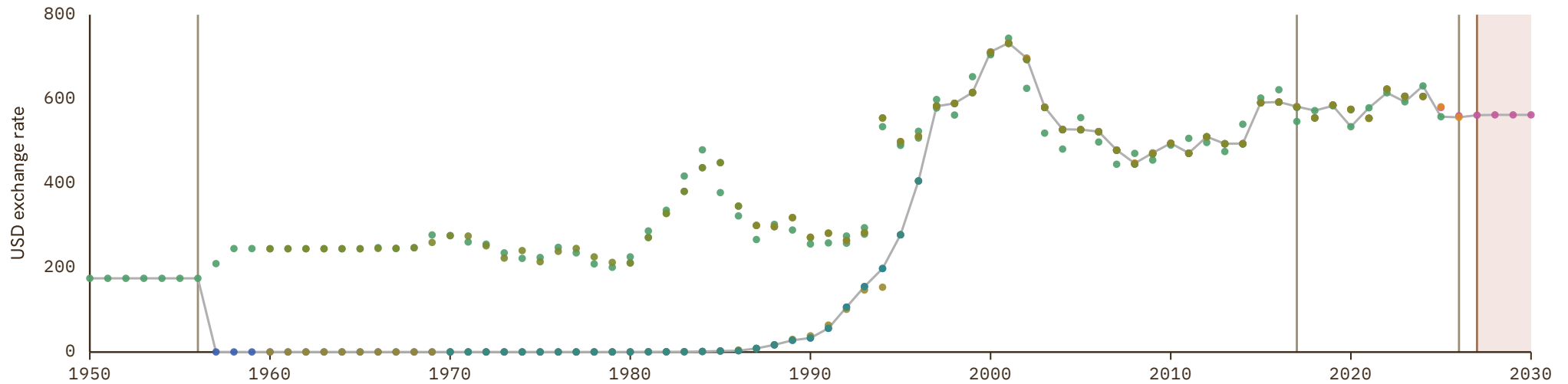
UNIT
1 USD in LC

1 Source composition

SOURCE	CODE	TIME SPAN	NOTES
International Monetary Fund (2025)	IMF IFS	1950 - 1956	Replacing using overlapping data in 1957.
Bank for Internl Settlements (2024)	BIS	1957 - 2017	Replacing using overlapping data in 2018.
International Monetary Fund (2025)	IMF IFS	2018 - 2025	Baseline source, overlaps with anchor year 2018.
World Bank (2026)	WB GEM	2026 - 2026	Replacing using overlapping data in 2027.
International Monetary Fund (2025) (forecasts)	IMF WEO forecast	2027 - 2030	Replacing using overlapping data in 2031.

2 Harmonised series

GMD forecast
 — GMD estimate
 | Source change
 ● BIS
 ● IMF IFS
 ● IMF WEO
 ● IMF WEO forecast
 ● PWT
 ● UN
 ● WB GEM
 ● WDI



Guyana

COVERAGE
1950–2030

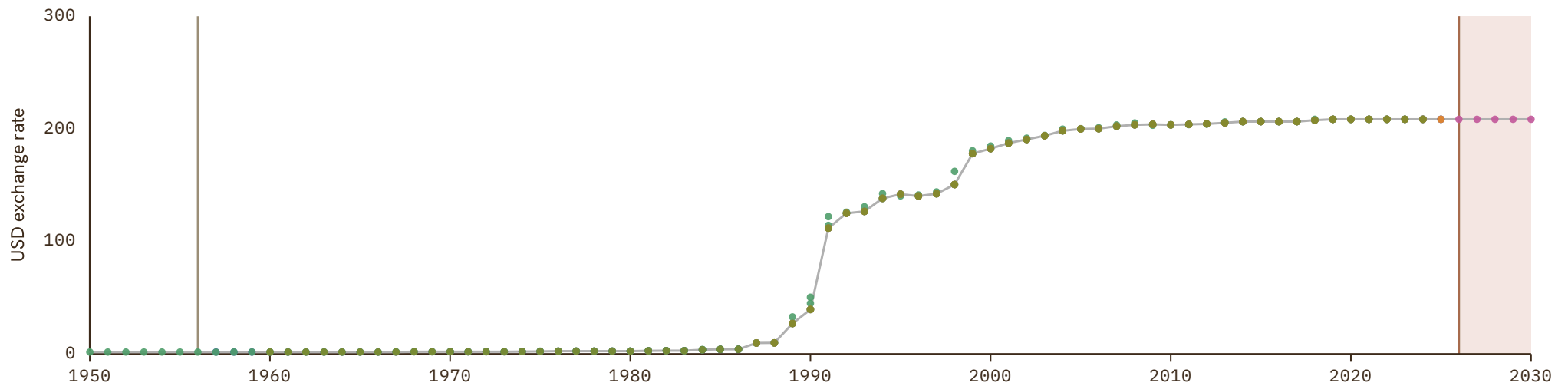
UNIT
1 USD in LC

1 Source composition

SOURCE	CODE	TIME SPAN	NOTES
International Monetary Fund (2025)	IMF IFS	1950 - 1956	Replacing using overlapping data in 1957.
Bank for Internl Settlements (2024)	BIS	1957 - 2025	Baseline source, overlaps with anchor year 2018.
International Monetary Fund (2025) (forecasts)	IMF WEO forecast	2026 - 2030	Replacing using overlapping data in 2031.

2 Harmonised series

GMD forecast
 — GMD estimate
 | Source change
 ● BIS
 ● IMF IFS
 ● IMF WEO
 ● IMF WEO forecast
 ● PWT
 ● UN
 ● WB GEM
 ● WDI



Haiti

COVERAGE
1800–2030

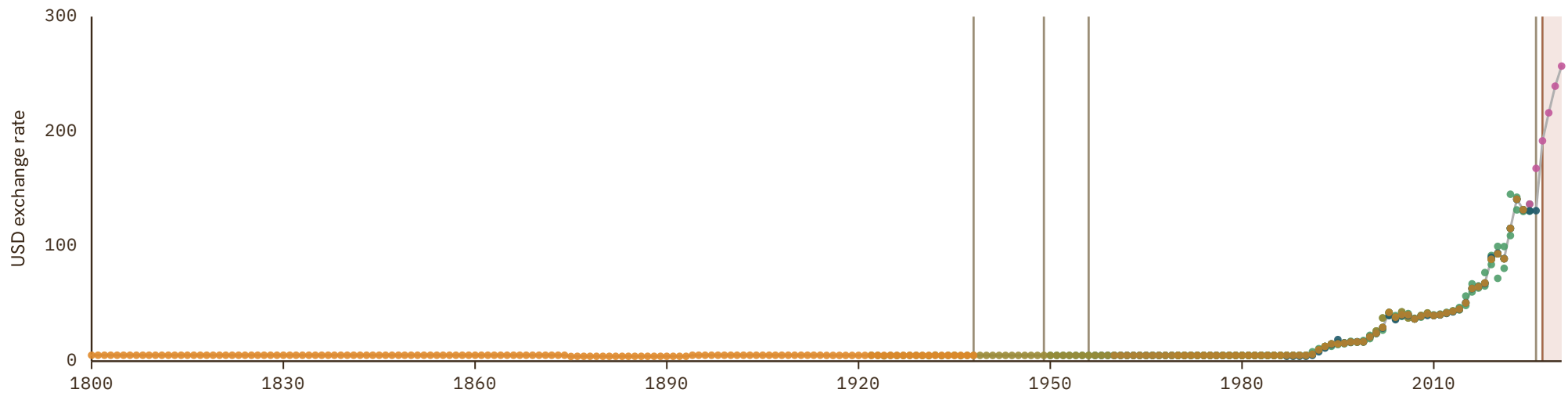
UNIT
1 USD in LC

1 Source composition

SOURCE	CODE	TIME SPAN	NOTES
Federico et al. (2019)	Tena	1800 - 1938	Replacing using overlapping data in 1939.
Luis Bértola et al. (2018)	Moxlad	1939 - 1949	Replacing using overlapping data in 1950.
International Monetary Fund (2025)	IMF IFS	1950 - 1956	Replacing using overlapping data in 1957.
Bank for Internl Settlements (2024)	BIS	1957 - 2025	Baseline source, overlaps with anchor year 2018.
World Bank (2026)	WB GEM	2026 - 2026	Replacing using overlapping data in 2027.
International Monetary Fund (2025) (forecasts)	IMF WEO forecast	2027 - 2030	Replacing using overlapping data in 2031.

2 Harmonised series

GMD forecast
 — GMD estimate
| Source change
● BIS
● IMF IFS
● IMF WEO
● IMF WEO forecast
● Moxlad
● PWT
● Tena
● UN
● WB GEM
● WDI



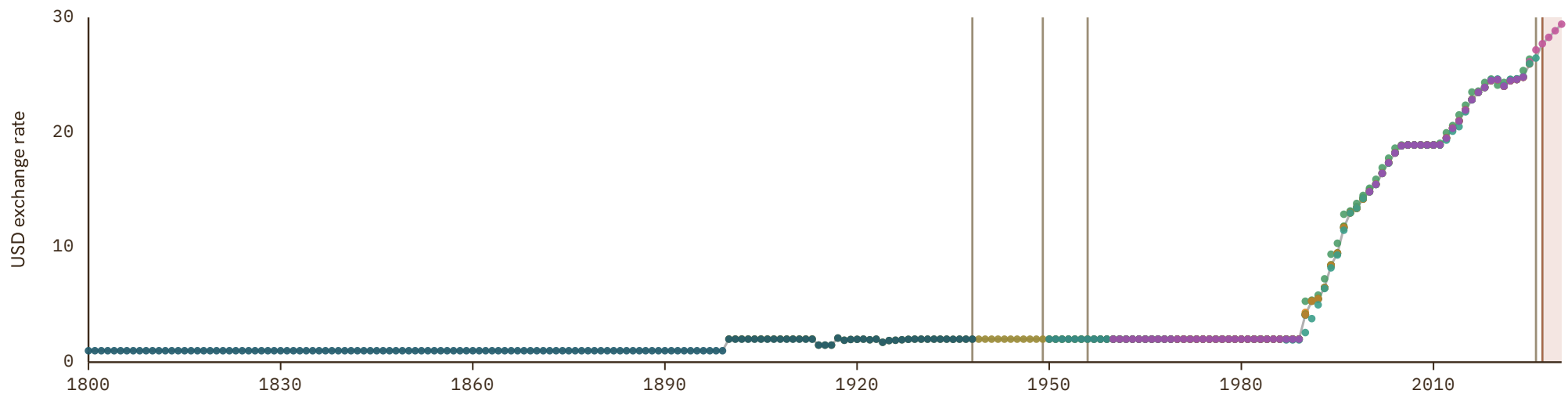
Honduras

COVERAGE | UNIT
1800–2030 | 1 USD in LC

1 Source composition

SOURCE	CODE	TIME SPAN	NOTES
Federico et al. (2019)	Tena	1800 - 1938	Replacing using overlapping data in 1939.
Luis Bértola et al. (2018)	Moxlad	1939 - 1949	Replacing using overlapping data in 1950.
International Monetary Fund (2025)	IMF IFS	1950 - 1956	Replacing using overlapping data in 1957.
Bank for Internl Settlements (2024)	BIS	1957 - 2025	Baseline source, overlaps with anchor year 2018.
World Bank (2026)	WB GEM	2026 - 2026	Replacing using overlapping data in 2027.
International Monetary Fund (2025) (forecasts)	IMF WEO forecast	2027 - 2030	Replacing using overlapping data in 2031.

2 Harmonised series



Hong Kong

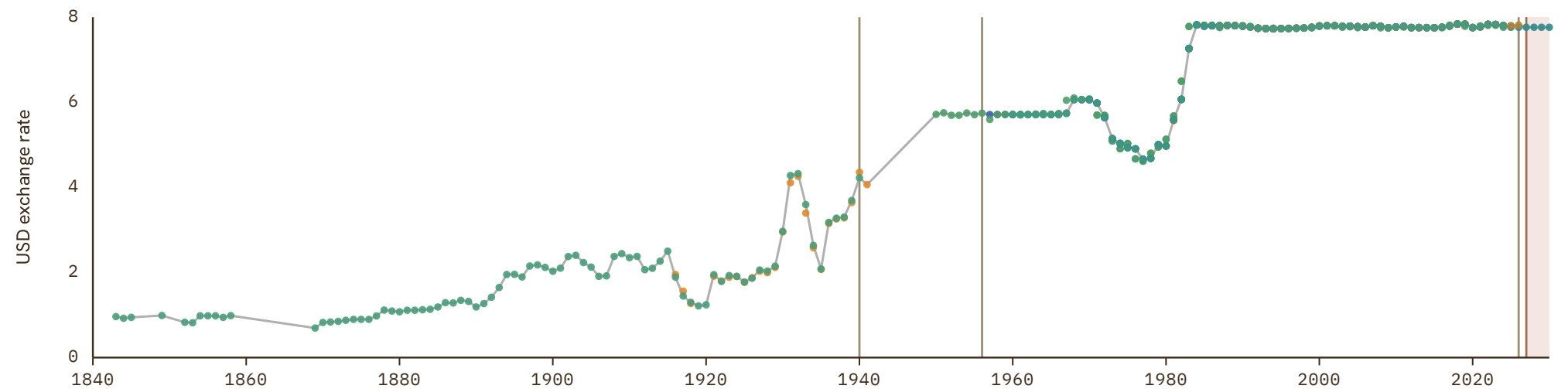
COVERAGE
1843–2030

UNIT
1 USD in LC

1 Source composition

SOURCE	CODE	TIME SPAN	NOTES
Hong Kong Institute (2024)	CS1 HKG	1843 - 1940	Replacing using overlapping data in 1941.
Lawrence H. Officer et al. (2024)	MW	1941 - 1949	Replacing using overlapping data in 1950.
International Monetary Fund (2025)	IMF IFS	1950 - 1956	Replacing using overlapping data in 1957.
Bank for Internl Settlements (2024)	BIS	1957 - 2025	Baseline source, overlaps with anchor year 2018.
World Bank (2026)	WB GEM	2026 - 2026	Replacing using overlapping data in 2027.
International Monetary Fund (2025) (forecasts)	IMF WEO forecast	2027 - 2030	Replacing using overlapping data in 2031.

2 Harmonised series



Hungary

COVERAGE
1920-2030

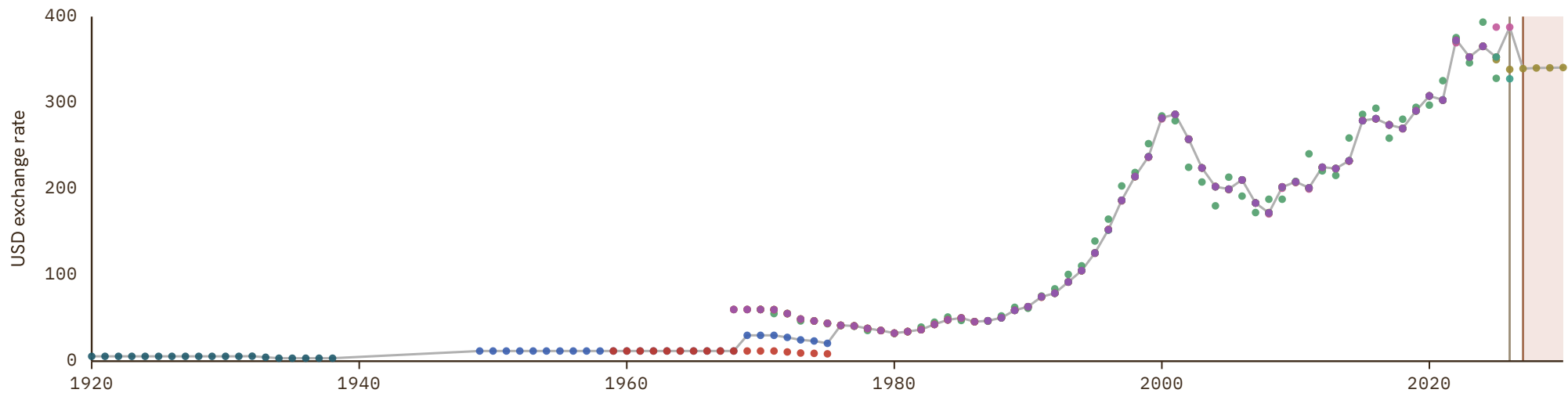
UNIT
1 USD in LC

1 Source composition

SOURCE	CODE	TIME SPAN	NOTES
Federico et al. (2019)	Tena	1920 - 1948	Replacing using overlapping data in 1949.
Bank for Internl Settlements (2024)	BIS	1949 - 2025	Baseline source, overlaps with anchor year 2018.
OECD (2024)	OECD EO	2026 - 2026	Replacing using overlapping data in 2027.
International Monetary Fund (2025) (forecasts)	IMF WEO forecast	2027 - 2030	Replacing using overlapping data in 2031.

2 Harmonised series

GMD forecast
 GMD estimate
 Source change
 ● BIS
 ● COMECON
 ● IMF IFS
 ● IMF WEO
 ● IMF WEO forecast
 ● OECD EO
 ● OECD KEI
 ● PWT
 ● Tena
 ● UN
 ● WB GEM
 ● WDI



Iceland

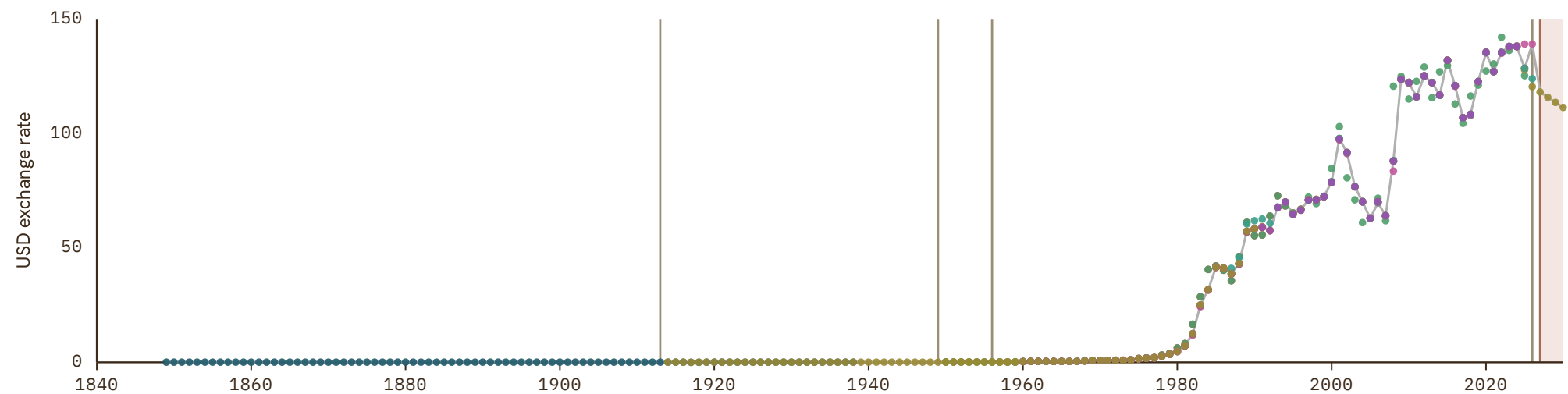
COVERAGE
1849–2030

UNIT
1 USD in LC

1 Source composition

SOURCE	CODE	TIME SPAN	NOTES
Federico et al. (2019)	Tena	1849 - 1913	Replacing using overlapping data in 1914.
Statistics Iceland (1997)	CS2 ISL	1914 - 1949	Replacing using overlapping data in 1950.
International Monetary Fund (2025)	IMF IFS	1950 - 1956	Replacing using overlapping data in 1957.
Bank for Internl Settlements (2024)	BIS	1957 - 2025	Baseline source, overlaps with anchor year 2018.
OECD (2024)	OECD EO	2026 - 2026	Replacing using overlapping data in 2027.
International Monetary Fund (2025) (forecasts)	IMF WEO forecast	2027 - 2030	Replacing using overlapping data in 2031.

2 Harmonised series



India

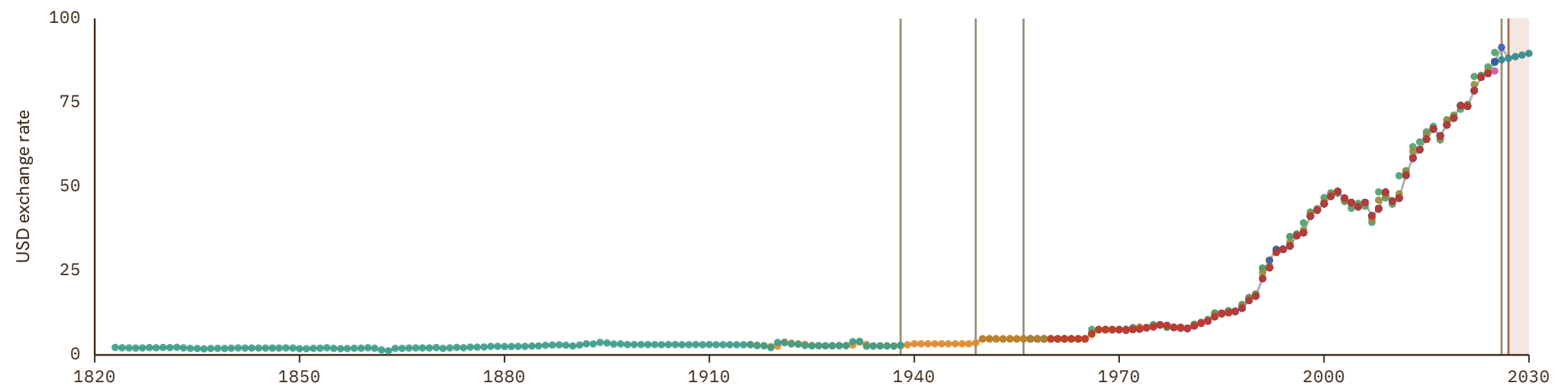

COVERAGE
1823–2030

UNIT
1 USD in LC

1 Source composition

SOURCE	CODE	TIME SPAN	NOTES
Federico et al. (2019)	Tena	1823 - 1938	Replacing using overlapping data in 1939.
Lawrence H. Officer et al. (2024)	MW	1939 - 1949	Replacing using overlapping data in 1950.
International Monetary Fund (2025)	IMF IFS	1950 - 1956	Replacing using overlapping data in 1957.
Bank for Internl Settlements (2024)	BIS	1957 - 2025	Baseline source, overlaps with anchor year 2018.
World Bank (2026)	WB GEM	2026 - 2026	Replacing using overlapping data in 2027.
International Monetary Fund (2025) (forecasts)	IMF WEO forecast	2027 - 2030	Replacing using overlapping data in 2031.

2 Harmonised series



Indonesia

COVERAGE
1966–2030

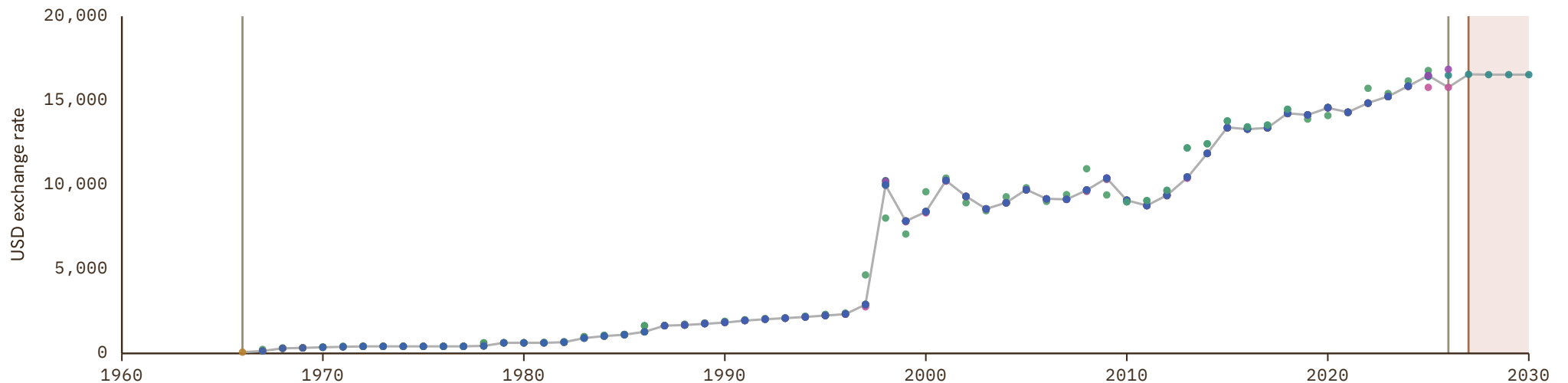
UNIT
1 USD in LC

1 Source composition

SOURCE	CODE	TIME SPAN	NOTES
Feenstra et al. (2015)	PWT	1966 - 1966	Replacing using overlapping data in 1967.
Bank for Internl Settlements (2024)	BIS	1967 - 2025	Baseline source, overlaps with anchor year 2018.
OECD (2024)	OECD EO	2026 - 2026	Replacing using overlapping data in 2027.
International Monetary Fund (2025) (forecasts)	IMF WEO forecast	2027 - 2030	Replacing using overlapping data in 2031.

2 Harmonised series

GMD forecast
 GMD estimate
 Source change
 ● ADB
 ● BIS
 ● BORDO
 ● IMF IFS
 ● IMF WEO
 ● IMF WEO forecast
 ● MW
 ● OECD EO
 ● OECD KEI
 ● PWT
 ● UN
 ● WB GEM
 ● WDI
 ● CS1



Iran

COVERAGE
1850-2030

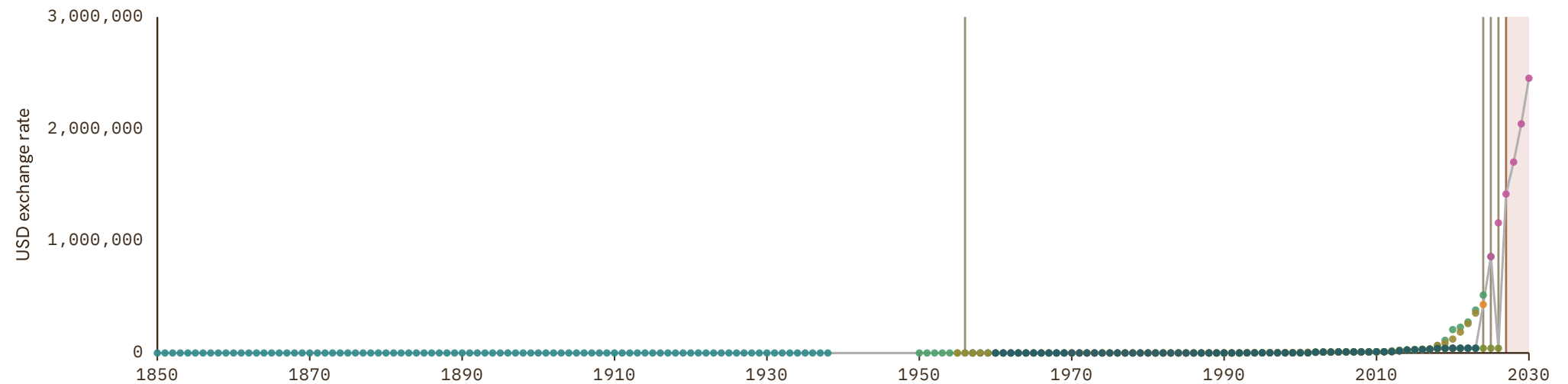
UNIT
1 USD in LC

1 Source composition

SOURCE	CODE	TIME SPAN	NOTES
Federico et al. (2019)	Tena	1850 - 1949	Replacing using overlapping data in 1950.
International Monetary Fund (2025)	IMF IFS	1950 - 1956	Replacing using overlapping data in 1957.
Bank for Internl Settlements (2024)	BIS	1957 - 2023	Baseline source, overlaps with anchor year 2018.
United Nations (2024)	UN	2024 - 2024	Replacing using overlapping data in 2025.
International Monetary Fund (2025)	IMF WEO	2025 - 2025	Replacing using overlapping data in 2026.
World Bank (2026)	WB GEM	2026 - 2026	Replacing using overlapping data in 2027.
International Monetary Fund (2025) (forecasts)	IMF WEO forecast	2027 - 2030	Replacing using overlapping data in 2031.

2 Harmonised series

GMD forecast
 GMD estimate
 Source change
 ● BIS
 ● IMF IFS
 ● IMF WEO
 ● IMF WEO forecast
 ● PWT
 ● Tena
 ● UN
 ● WB GEM
 ● WDI



Iraq

COVERAGE
1921-2030

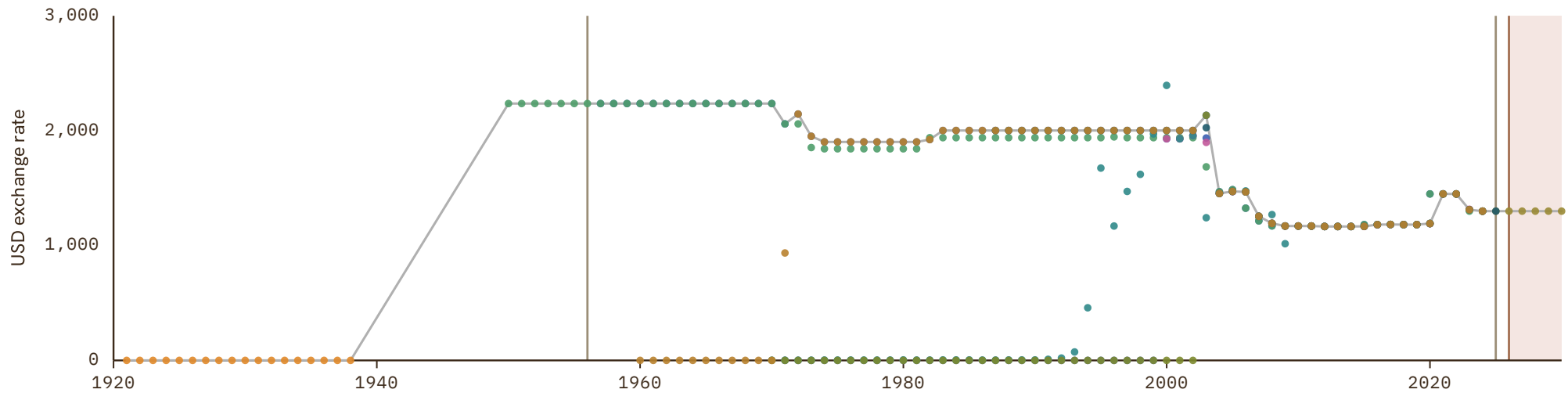
UNIT
1 USD in LC

1 Source composition

SOURCE	CODE	TIME SPAN	NOTES
Federico et al. (2019)	Tena	1921 - 1949	Replacing using overlapping data in 1950.
International Monetary Fund (2025)	IMF IFS	1950 - 1956	Replacing using overlapping data in 1957.
Bank for Internl Settlements (2024)	BIS	1957 - 2024	Baseline source, overlaps with anchor year 2018.
World Bank (2026)	WB GEM	2025 - 2025	Replacing using overlapping data in 2026.
International Monetary Fund (2025) (forecasts)	IMF WEO forecast	2026 - 2030	Replacing using overlapping data in 2031.

2 Harmonised series

GMD forecast
 — GMD estimate
 | Source change
 ● AMF
 ● BIS
 ● IMF IFS
 ● IMF WEO
 ● IMF WEO forecast
 ● PWT
 ● Tena
 ● UN
 ● WB GEM
 ● WDI



Ireland

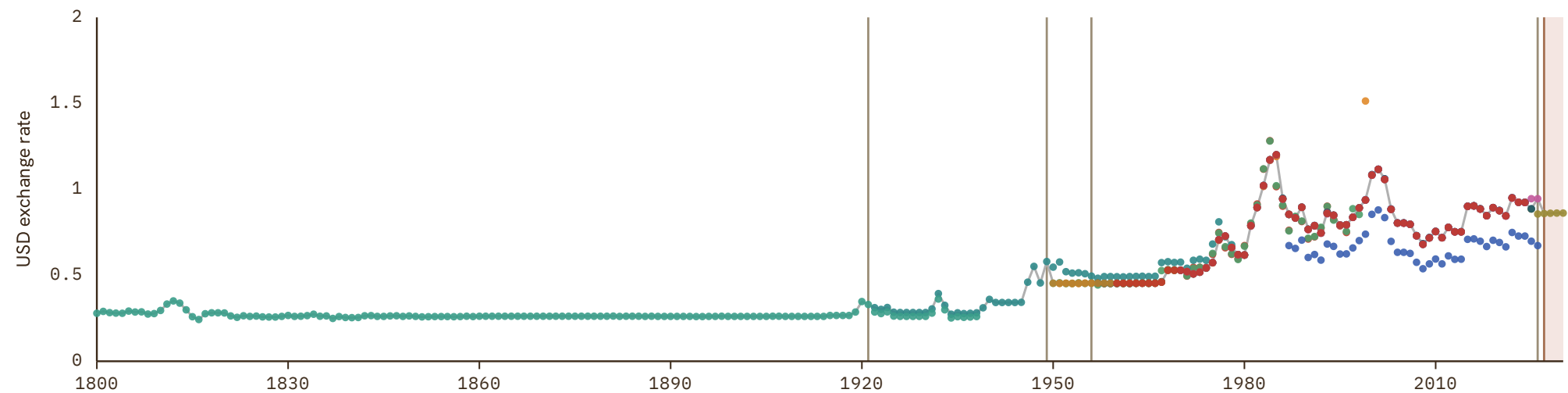
COVERAGE
1800–2030

UNIT
1 USD in LC

1 Source composition

SOURCE	CODE	TIME SPAN	NOTES
Federico et al. (2019)	Tena	1800 - 1921	Replacing using overlapping data in 1922.
Jordá et al. (2017)	JST	1922 - 1949	Replacing using overlapping data in 1950.
International Monetary Fund (2025)	IMF IFS	1950 - 1956	Replacing using overlapping data in 1957.
Bank for Internl Settlements (2024)	BIS	1957 - 2025	Baseline source, overlaps with anchor year 2018.
OECD (2024)	OECD EO	2026 - 2026	Replacing using overlapping data in 2027.
International Monetary Fund (2025) (forecasts)	IMF WEO forecast	2027 - 2030	Replacing using overlapping data in 2031.

2 Harmonised series



Israel

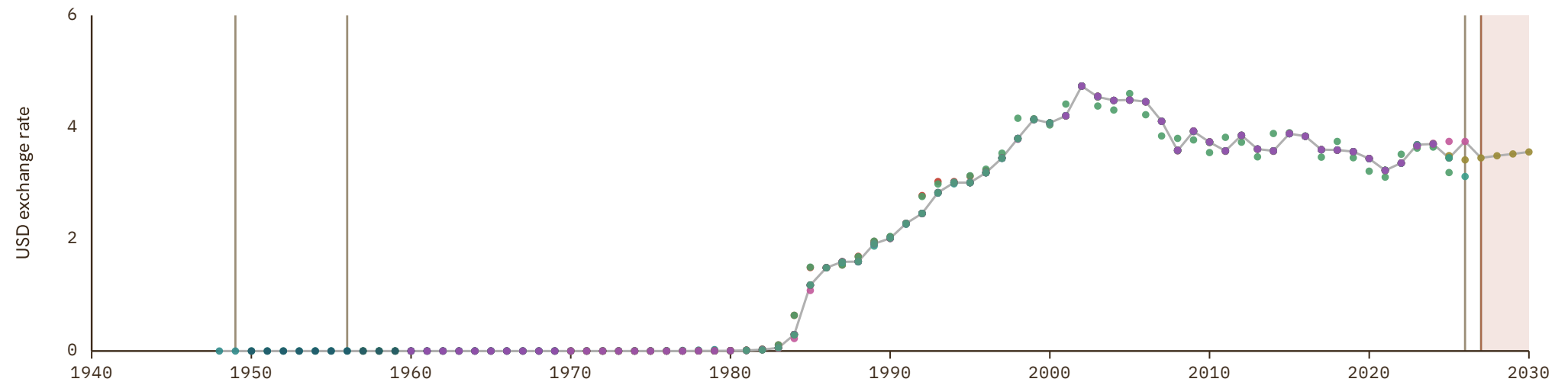
COVERAGE
1948-2030

UNIT
1 USD in LC

1 Source composition

SOURCE	CODE	TIME SPAN	NOTES
Lawrence H. Officer et al. (2024)	MW	1948 - 1949	Replacing using overlapping data in 1950.
International Monetary Fund (2025)	IMF IFS	1950 - 1956	Replacing using overlapping data in 1957.
Bank for Internl Settlements (2024)	BIS	1957 - 2025	Baseline source, overlaps with anchor year 2018.
OECD (2024)	OECD EO	2026 - 2026	Replacing using overlapping data in 2027.
International Monetary Fund (2025) (forecasts)	IMF WEO forecast	2027 - 2030	Replacing using overlapping data in 2031.

2 Harmonised series



Italy

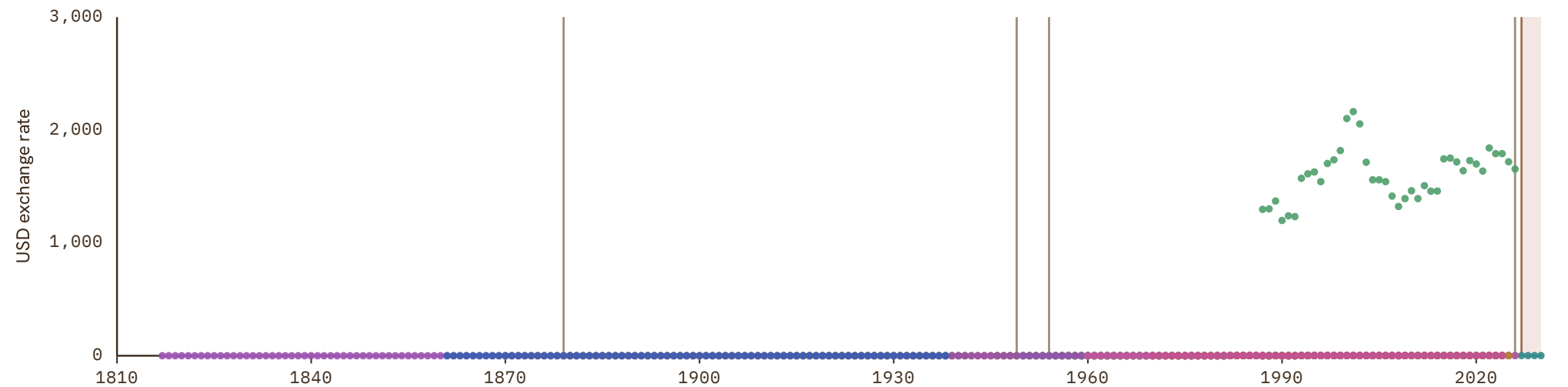
COVERAGE
1817-2030

UNIT
1 USD in LC

1 Source composition

SOURCE	CODE	TIME SPAN	NOTES
Piketty et al. (2014)	PikettyZucman	1817 - 1879	Replacing using overlapping data in 1880.
Michael Bordo et al. (2001)	BORDO	1880 - 1949	Replacing using overlapping data in 1950.
International Monetary Fund (2025)	IMF IFS	1950 - 1954	Replacing using overlapping data in 1955.
Bank for Internl Settlements (2024)	BIS	1955 - 2025	Baseline source, overlaps with anchor year 2018.
OECD (2024)	OECD EO	2026 - 2026	Replacing using overlapping data in 2027.
International Monetary Fund (2025) (forecasts)	IMF WEO forecast	2027 - 2030	Replacing using overlapping data in 2031.

2 Harmonised series



Ivory Coast

COVERAGE
1903-2030

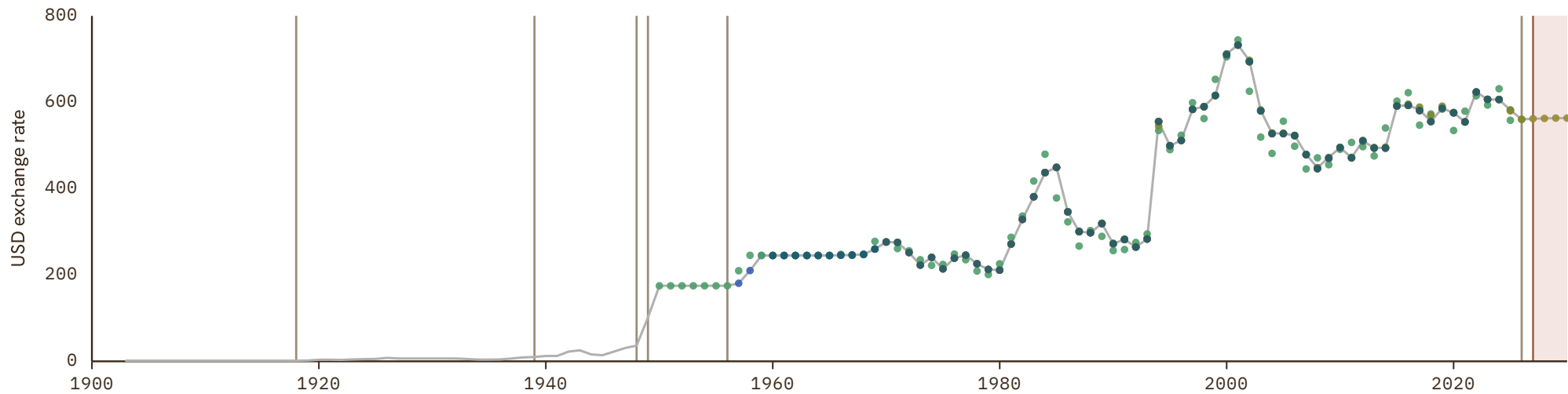
UNIT
1 USD in LC

1 Source composition

SOURCE	CODE	TIME SPAN	NOTES
Jordá et al. (2017)	JST	1903 - 1949	Replacing using overlapping data in 1950.
International Monetary Fund (2025)	IMF IFS	1950 - 1956	Replacing using overlapping data in 1957.
Bank for Internl Settlements (2024)	BIS	1957 - 2025	Baseline source, overlaps with anchor year 2018.
World Bank (2026)	WB GEM	2026 - 2026	Replacing using overlapping data in 2027.
International Monetary Fund (2025) (forecasts)	IMF WEO forecast	2027 - 2030	Replacing using overlapping data in 2031.

2 Harmonised series

GMD forecast
 — GMD estimate
 | Source change
 ● BIS
 ● BORDO
 ● IMF IFS
 ● IMF WEO
 ● IMF WEO forecast
 ● PWT
 ● UN
 ● WB GEM
 ● WDI



Jamaica

COVERAGE
1800–2030

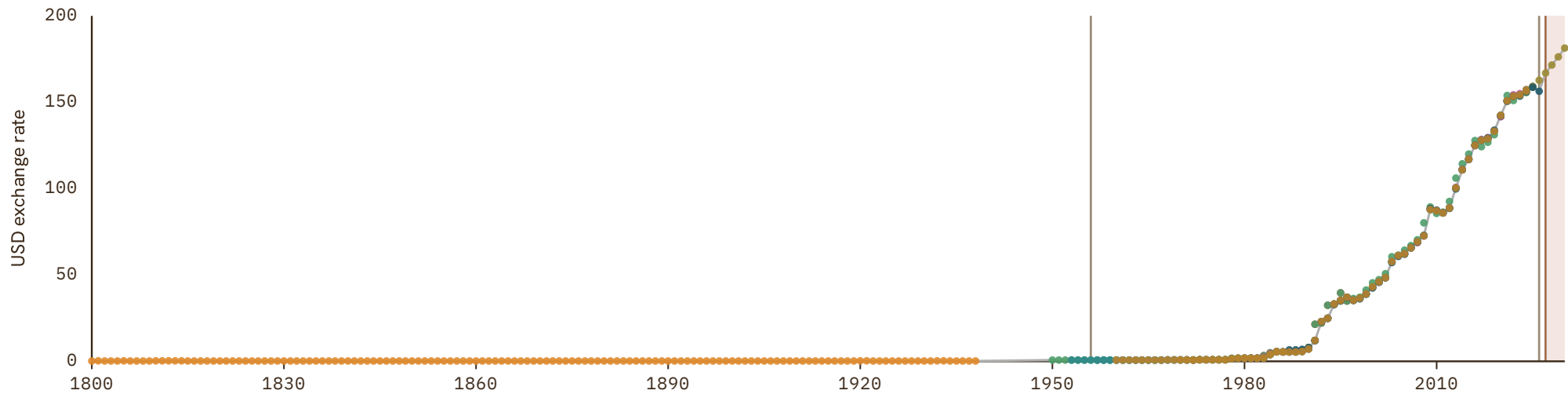
UNIT
1 USD in LC

1 Source composition

SOURCE	CODE	TIME SPAN	NOTES
Federico et al. (2019)	Tena	1800 - 1949	Replacing using overlapping data in 1950.
International Monetary Fund (2025)	IMF IFS	1950 - 1956	Replacing using overlapping data in 1957.
Bank for Internl Settlements (2024)	BIS	1957 - 2025	Baseline source, overlaps with anchor year 2018.
World Bank (2026)	WB GEM	2026 - 2026	Replacing using overlapping data in 2027.
International Monetary Fund (2025) (forecasts)	IMF WEO forecast	2027 - 2030	Replacing using overlapping data in 2031.

2 Harmonised series

GMD forecast
 GMD estimate
 Source change
 ● BIS
 ● BORDO
 ● IMF IFS
 ● IMF WEO
 ● IMF WEO forecast
 ● PWT
 ● Tena
 ● UN
 ● WB GEM
 ● WDI



Japan

COVERAGE
1857-2030

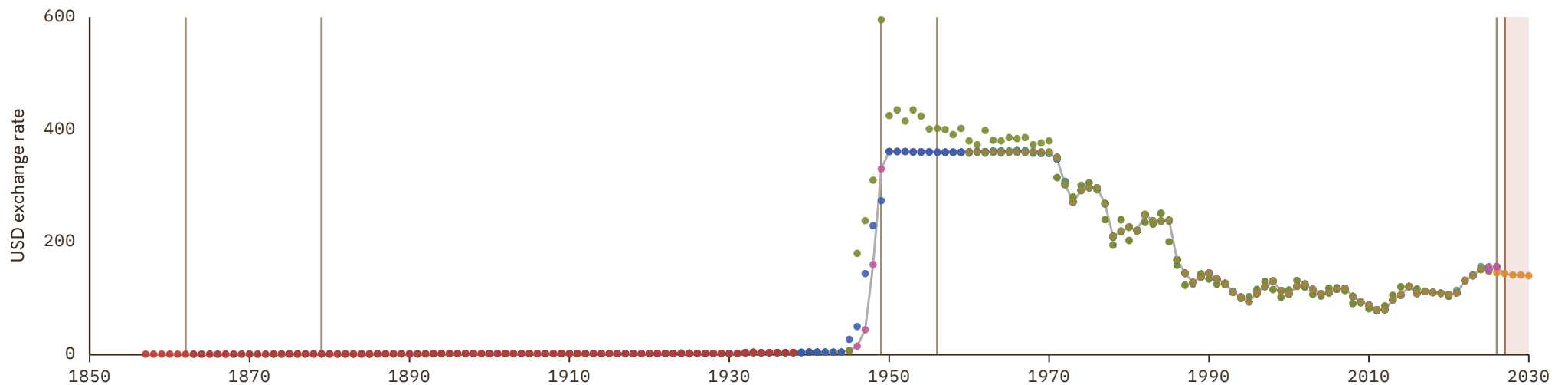
UNIT
1 USD in LC

1 Source composition

SOURCE	CODE	TIME SPAN	NOTES
Federico et al. (2019)	Tena	1857 - 1862	Replacing using overlapping data in 1863.
Piketty et al. (2014)	PikettyZucman	1863 - 1879	Replacing using overlapping data in 1880.
Michael Bordo et al. (2001)	BORDO	1880 - 1949	Replacing using overlapping data in 1950.
International Monetary Fund (2025)	IMF IFS	1950 - 1956	Replacing using overlapping data in 1957.
Bank for Internl Settlements (2024)	BIS	1957 - 2025	Baseline source, overlaps with anchor year 2018.
OECD (2024)	OECD EO	2026 - 2026	Replacing using overlapping data in 2027.
International Monetary Fund (2025) (forecasts)	IMF WEO forecast	2027 - 2030	Replacing using overlapping data in 2031.

2 Harmonised series

GMD forecast
 GMD estimate
 Source change
 ● ADB
 ● AHSTAT
 ● BIS
 ● BORDO
 ● IMF IFS
 ● IMF WEO
 ● IMF WEO forecast
 ● JST
 ● MW
 ● OECD EO
 ● OECD KEI
 ● PWT
 ● PikettyZucman
 ● Tena
 ● UN
 ● WB GEM
 ● WDI



Jordan

COVERAGE
1950–2030

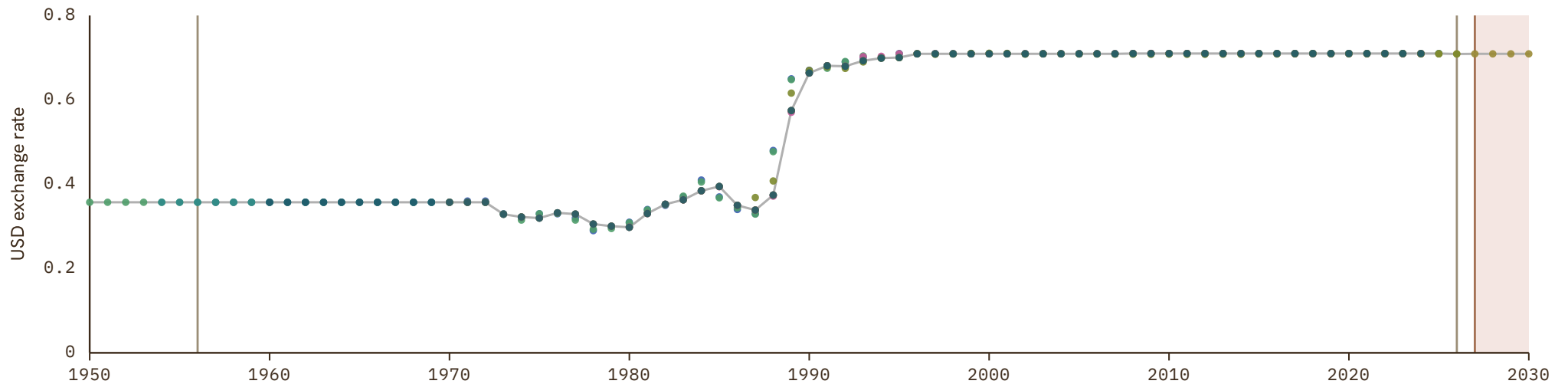
UNIT
1 USD in LC

1 Source composition

SOURCE	CODE	TIME SPAN	NOTES
International Monetary Fund (2025)	IMF IFS	1950 - 1956	Replacing using overlapping data in 1957.
Bank for Internl Settlements (2024)	BIS	1957 - 2025	Baseline source, overlaps with anchor year 2018.
World Bank (2026)	WB GEM	2026 - 2026	Replacing using overlapping data in 2027.
International Monetary Fund (2025) (forecasts)	IMF WEO forecast	2027 - 2030	Replacing using overlapping data in 2031.

2 Harmonised series

GMD forecast
 — GMD estimate
 | Source change
 ● AMF
 ● BIS
 ● IMF IFS
 ● IMF WEO
 ● IMF WEO forecast
 ● PWT
 ● UN
 ● WB GEM
 ● WDI



Kazakhstan

COVERAGE
1990-2030

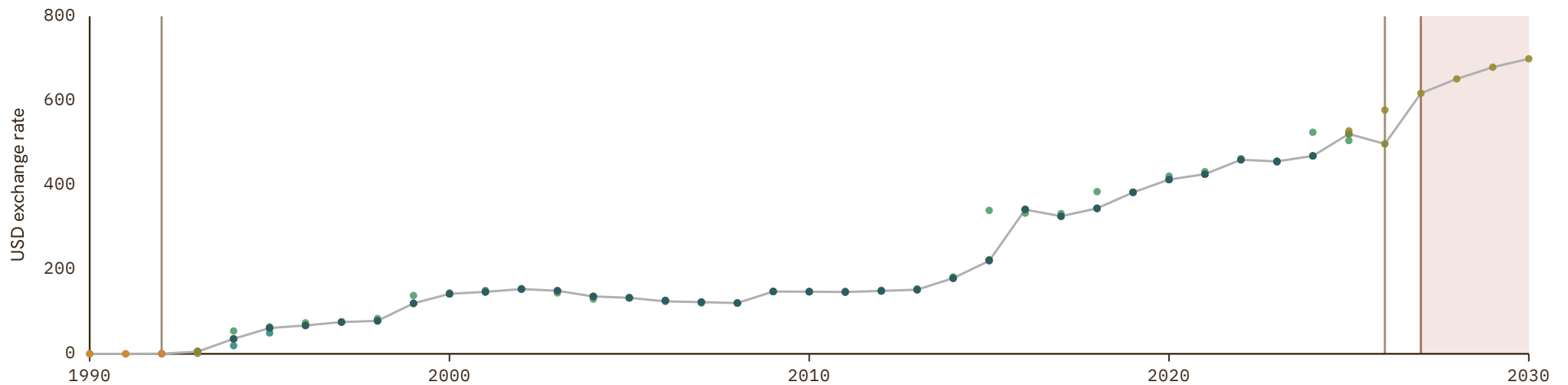
UNIT
1 USD in LC

1 Source composition

SOURCE	CODE	TIME SPAN	NOTES
United Nations (2024)	UN	1990 - 1992	Replacing using overlapping data in 1993.
Bank for Internl Settlements (2024)	BIS	1993 - 2025	Baseline source, overlaps with anchor year 2018.
World Bank (2026)	WB GEM	2026 - 2026	Replacing using overlapping data in 2027.
International Monetary Fund (2025) (forecasts)	IMF WEO forecast	2027 - 2030	Replacing using overlapping data in 2031.

2 Harmonised series

GMD forecast
 — GMD estimate
 | Source change
 ● ADB
 ● BIS
 ● IMF IFS
 ● IMF WEO
 ● IMF WEO forecast
 ● PWT
 ● UN
 ● WB GEM
 ● WDI



Kenya

COVERAGE
1950-2030

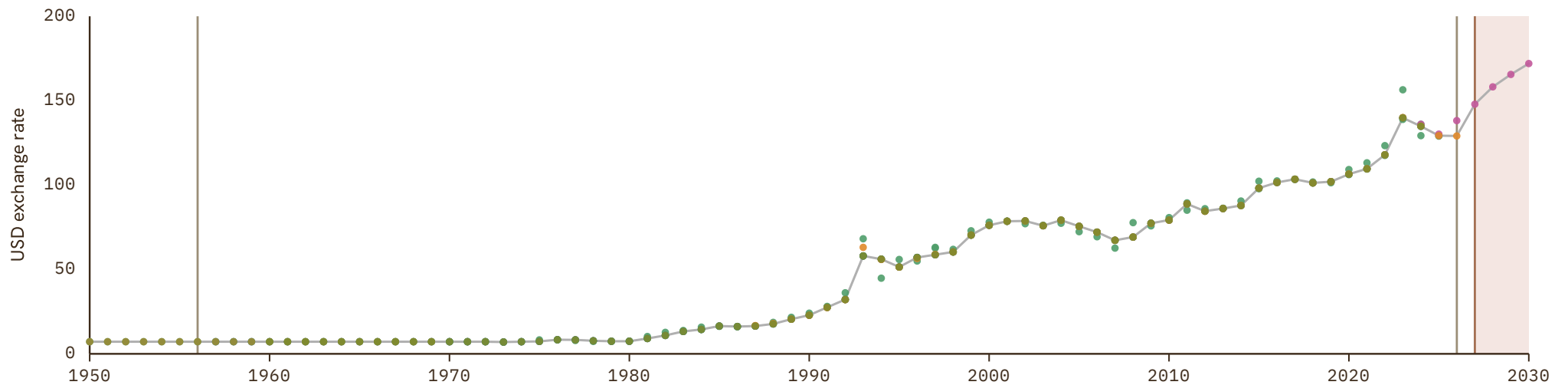
UNIT
1 USD in LC

1 Source composition

SOURCE	CODE	TIME SPAN	NOTES
International Monetary Fund (2025)	IMF IFS	1950 - 1956	Replacing using overlapping data in 1957.
Bank for Internl Settlements (2024)	BIS	1957 - 2025	Baseline source, overlaps with anchor year 2018.
World Bank (2026)	WB GEM	2026 - 2026	Replacing using overlapping data in 2027.
International Monetary Fund (2025) (forecasts)	IMF WEO forecast	2027 - 2030	Replacing using overlapping data in 2031.

2 Harmonised series

GMD forecast
 — GMD estimate
 | Source change
 ● BIS
 ● IMF IFS
 ● IMF WEO
 ● IMF WEO forecast
 ● PWT
 ● UN
 ● WB GEM
 ● WDI



Kuwait

COVERAGE
1950–2030

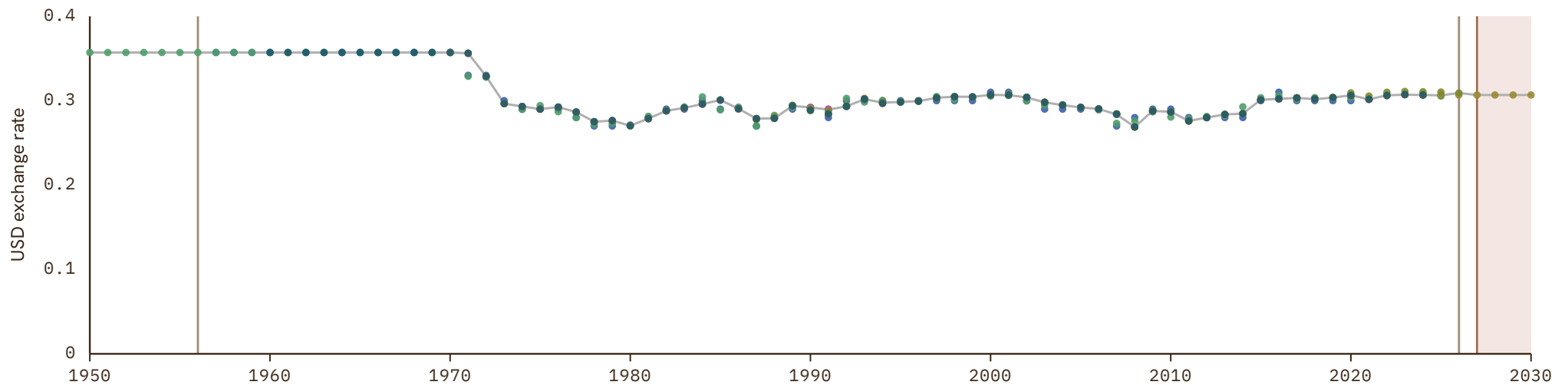
UNIT
1 USD in LC

1 Source composition

SOURCE	CODE	TIME SPAN	NOTES
International Monetary Fund (2025)	IMF IFS	1950 - 1956	Replacing using overlapping data in 1957.
Bank for Internl Settlements (2024)	BIS	1957 - 2025	Baseline source, overlaps with anchor year 2018.
World Bank (2026)	WB GEM	2026 - 2026	Replacing using overlapping data in 2027.
International Monetary Fund (2025) (forecasts)	IMF WEO forecast	2027 - 2030	Replacing using overlapping data in 2031.

2 Harmonised series

GMD forecast
 — GMD estimate
 | Source change
 ● AMF
 ● BIS
 ● IMF IFS
 ● IMF WEO
 ● IMF WEO forecast
 ● PWT
 ● UN
 ● WB GEM
 ● WDI



Kyrgyzstan

COVERAGE
1990-2030

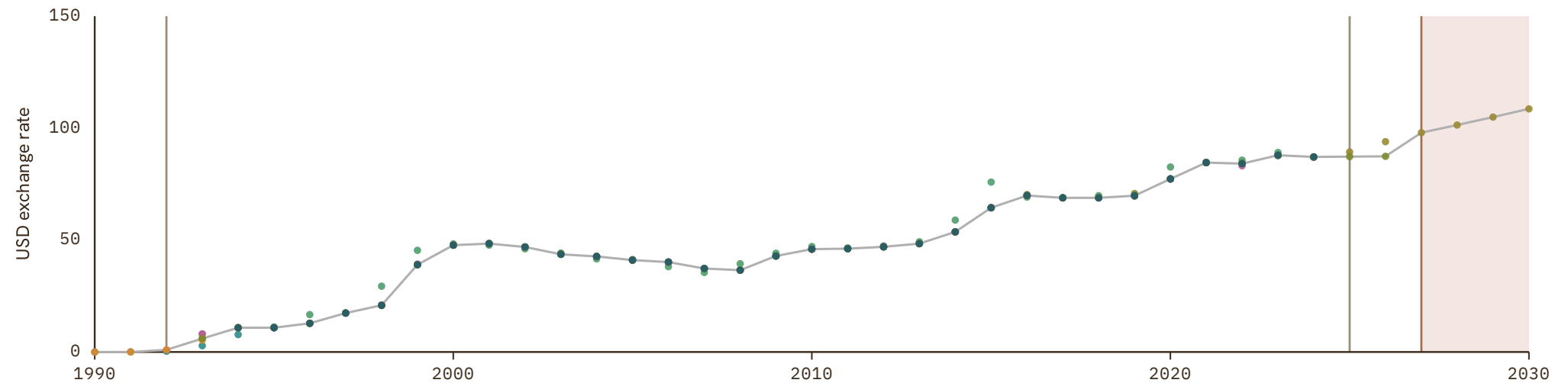
UNIT
1 USD in LC

1 Source composition

SOURCE	CODE	TIME SPAN	NOTES
United Nations (2024)	UN	1990 - 1992	Replacing using overlapping data in 1993.
Bank for Internl Settlements (2024)	BIS	1993 - 2024	Baseline source, overlaps with anchor year 2018.
World Bank (2026)	WB GEM	2025 - 2026	Replacing using overlapping data in 2027.
International Monetary Fund (2025) (forecasts)	IMF WEO forecast	2027 - 2030	Replacing using overlapping data in 2031.

2 Harmonised series

GMD forecast
 — GMD estimate
 | Source change
 ● ADB
 ● BIS
 ● IMF IFS
 ● IMF WEO
 ● IMF WEO forecast
 ● PWT
 ● UN
 ● WB GEM
 ● WDI



Laos

COVERAGE
1957-2030

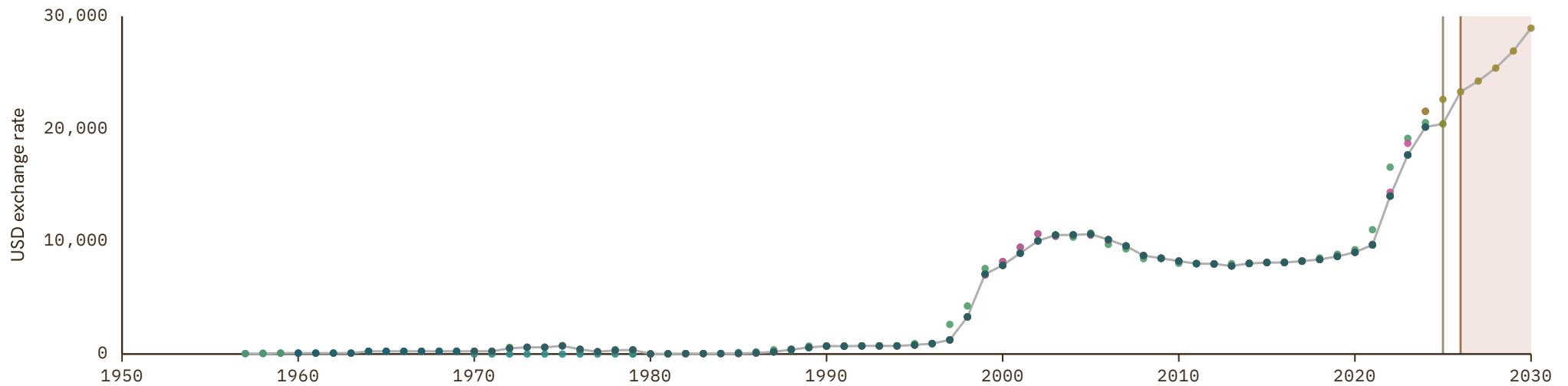
UNIT
1 USD in LC

1 Source composition

SOURCE	CODE	TIME SPAN	NOTES
Bank for Internl Settlements (2024)	BIS	1957 - 2024	Baseline source, overlaps with anchor year 2018.
World Bank (2026)	WB GEM	2025 - 2025	Replacing using overlapping data in 2026.
International Monetary Fund (2025) (forecasts)	IMF WEO forecast	2026 - 2030	Replacing using overlapping data in 2031.

2 Harmonised series

GMD forecast
 — GMD estimate
 | Source change
 ● ADB
 ● BIS
 ● IMF IFS
 ● IMF WEO
 ● IMF WEO forecast
 ● PWT
 ● UN
 ● WB GEM
 ● WDI



Latvia

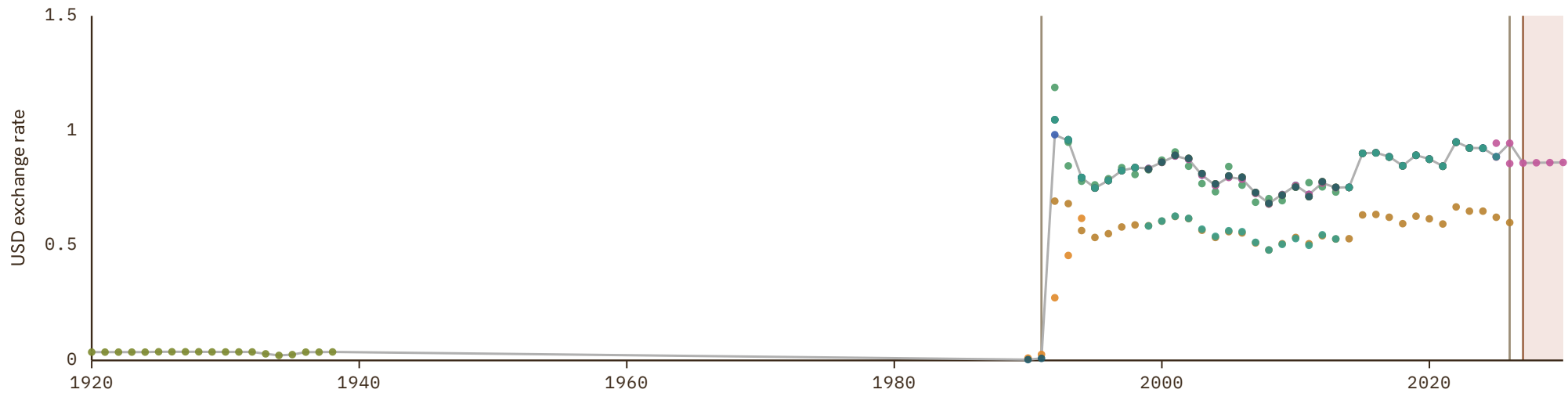
COVERAGE
1920-2030

UNIT
1 USD in LC

1 Source composition

SOURCE	CODE	TIME SPAN	NOTES
Federico et al. (2019)	Tena	1920 - 1989	Replacing using overlapping data in 1990.
United Nations (2024)	UN	1990 - 1991	Replacing using overlapping data in 1992.
Bank for Internl Settlements (2024)	BIS	1992 - 2025	Baseline source, overlaps with anchor year 2018.
OECD (2024)	OECD EO	2026 - 2026	Replacing using overlapping data in 2027.
International Monetary Fund (2025) (forecasts)	IMF WEO forecast	2027 - 2030	Replacing using overlapping data in 2031.

2 Harmonised series



Lebanon

COVERAGE
1950–2026

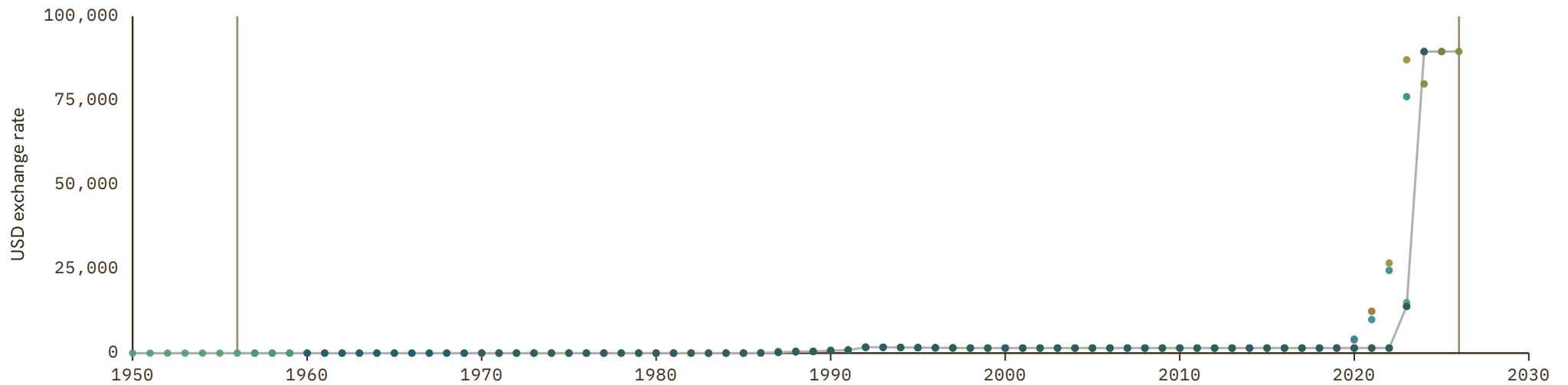
UNIT
1 USD in LC

1 Source composition

SOURCE	CODE	TIME SPAN	NOTES
International Monetary Fund (2025)	IMF IFS	1950 - 1956	Replacing using overlapping data in 1957.
Bank for Internl Settlements (2024)	BIS	1957 - 2025	Baseline source, overlaps with anchor year 2018.
World Bank (2026)	WB GEM	2026 - 2026	Replacing using overlapping data in 2027.

2 Harmonised series

— GMD estimate | Source change ● AMF ● BIS ● IMF IFS ● IMF WEO ● IMF WEO forecast ● PWT ● UN ● WB GEM ● WDI



Lesotho

COVERAGE
1950-2030

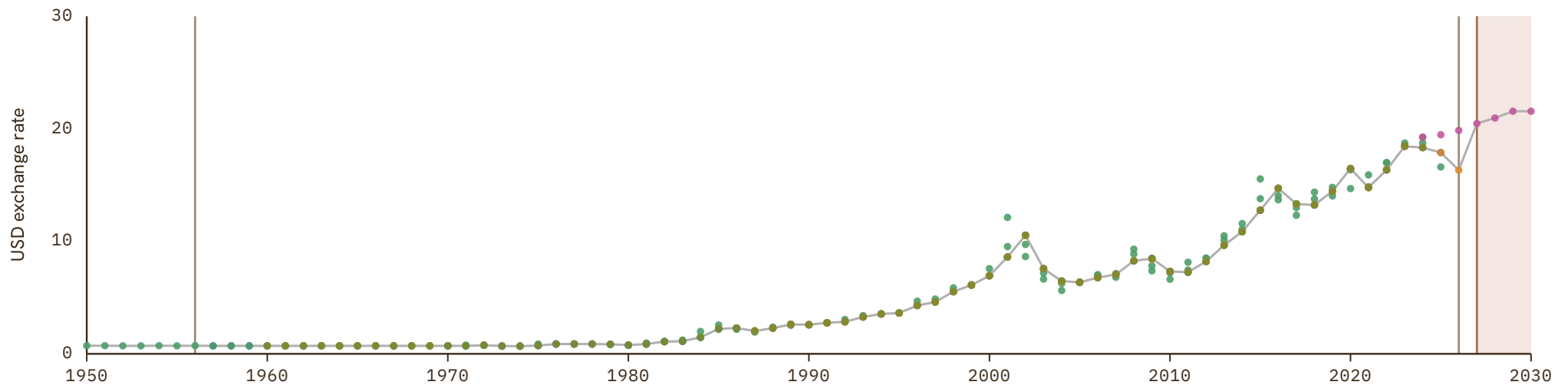
UNIT
1 USD in LC

1 Source composition

SOURCE	CODE	TIME SPAN	NOTES
International Monetary Fund (2025)	IMF IFS	1950 - 1956	Replacing using overlapping data in 1957.
Bank for Internl Settlements (2024)	BIS	1957 - 2025	Baseline source, overlaps with anchor year 2018.
World Bank (2026)	WB GEM	2026 - 2026	Replacing using overlapping data in 2027.
International Monetary Fund (2025) (forecasts)	IMF WEO forecast	2027 - 2030	Replacing using overlapping data in 2031.

2 Harmonised series

GMD forecast
 — GMD estimate
 | Source change
 ● BIS
 ● IMF IFS
 ● IMF WEO
 ● IMF WEO forecast
 ● PWT
 ● UN
 ● WB GEM
 ● WDI



Liberia

COVERAGE
1950–2030

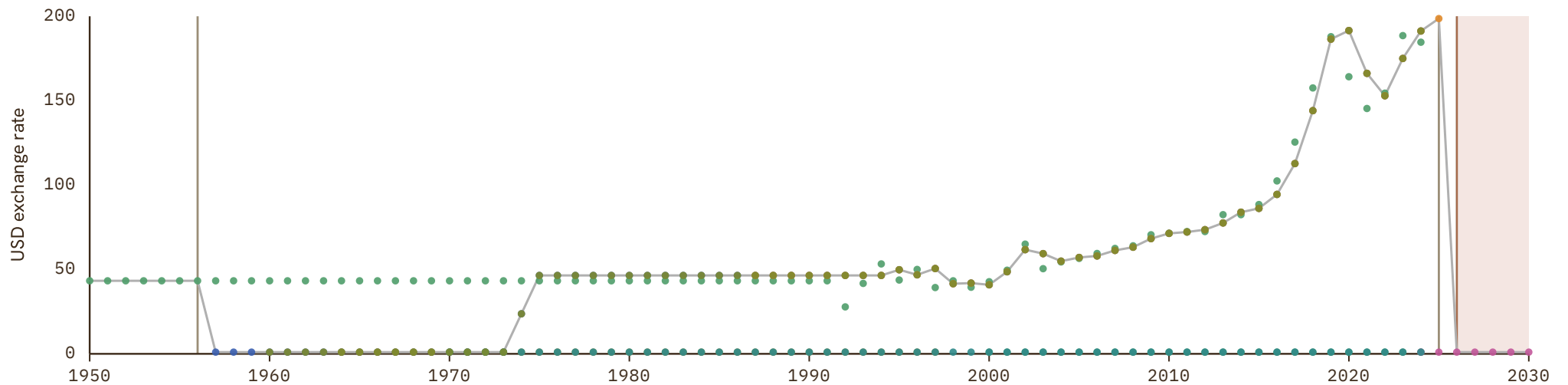
UNIT
1 USD in LC

1 Source composition

SOURCE	CODE	TIME SPAN	NOTES
International Monetary Fund (2025)	IMF IFS	1950 - 1956	Replacing using overlapping data in 1957.
Bank for Internl Settlements (2024)	BIS	1957 - 2024	Baseline source, overlaps with anchor year 2018.
World Bank (2026)	WB GEM	2025 - 2025	Replacing using overlapping data in 2026.
International Monetary Fund (2025) (forecasts)	IMF WEO forecast	2026 - 2030	Replacing using overlapping data in 2031.

2 Harmonised series

GMD forecast
 — GMD estimate
 | Source change
 ● BIS
 ● IMF IFS
 ● IMF WEO
 ● IMF WEO forecast
 ● PWT
 ● UN
 ● WB GEM
 ● WDI



Libya

COVERAGE
1950-2030

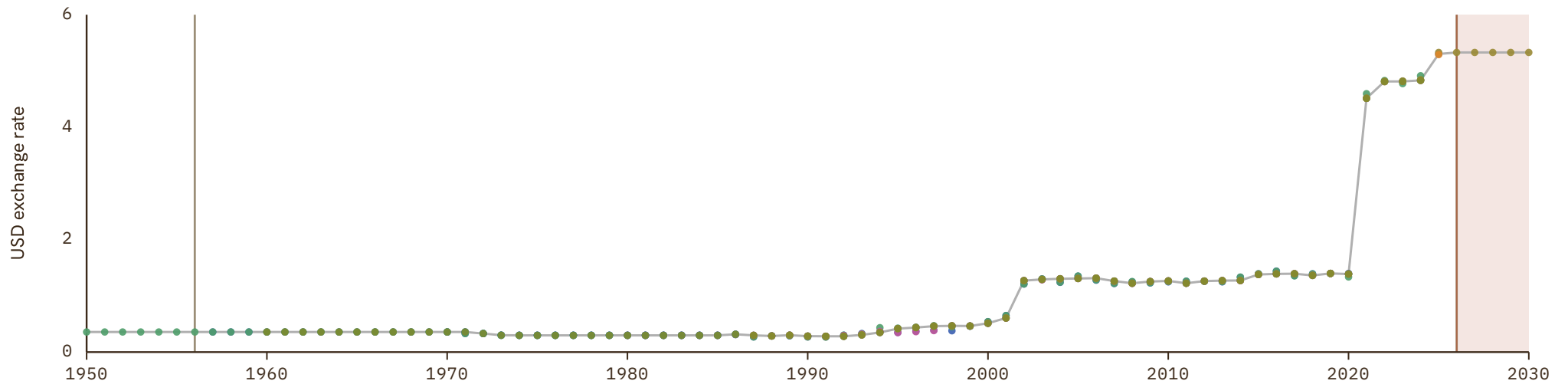
UNIT
1 USD in LC

1 Source composition

SOURCE	CODE	TIME SPAN	NOTES
International Monetary Fund (2025)	IMF IFS	1950 - 1956	Replacing using overlapping data in 1957.
Bank for Internl Settlements (2024)	BIS	1957 - 2025	Baseline source, overlaps with anchor year 2018.
International Monetary Fund (2025) (forecasts)	IMF WEO forecast	2026 - 2030	Replacing using overlapping data in 2031.

2 Harmonised series

GMD forecast
 — GMD estimate
 | Source change
 ● AMF
 ● BIS
 ● IMF IFS
 ● IMF WEO
 ● IMF WEO forecast
 ● UN
 ● WB GEM
 ● WDI



Lithuania

COVERAGE
1920-2030

UNIT
1 USD in LC

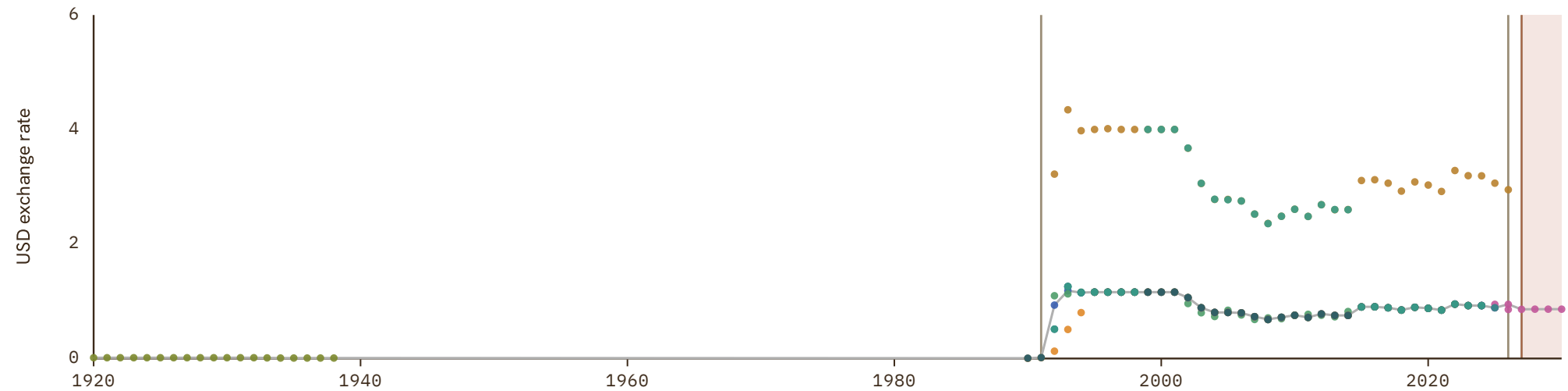
1 Source composition

SOURCE	CODE	TIME SPAN	NOTES
Federico et al. (2019)	Tena	1920 - 1989	Replacing using overlapping data in 1990.
United Nations (2024)	UN	1990 - 1991	Replacing using overlapping data in 1992.
Bank for Internl Settlements (2024)	BIS	1992 - 2025	Baseline source, overlaps with anchor year 2018.
OECD (2024)	OECD EO	2026 - 2026	Replacing using overlapping data in 2027.
International Monetary Fund (2025) (forecasts)	IMF WEO forecast	2027 - 2030	Replacing using overlapping data in 2031.

2 Harmonised series

GMD forecast
 — GMD estimate
| Source change
● BIS
● IMF IFS
● IMF WEO
● IMF WEO forecast
● OECD EO
● OECD KEI
● PWT
● Tena
● UN

● WB GEM
● WDI



Luxembourg

COVERAGE
1950-2030

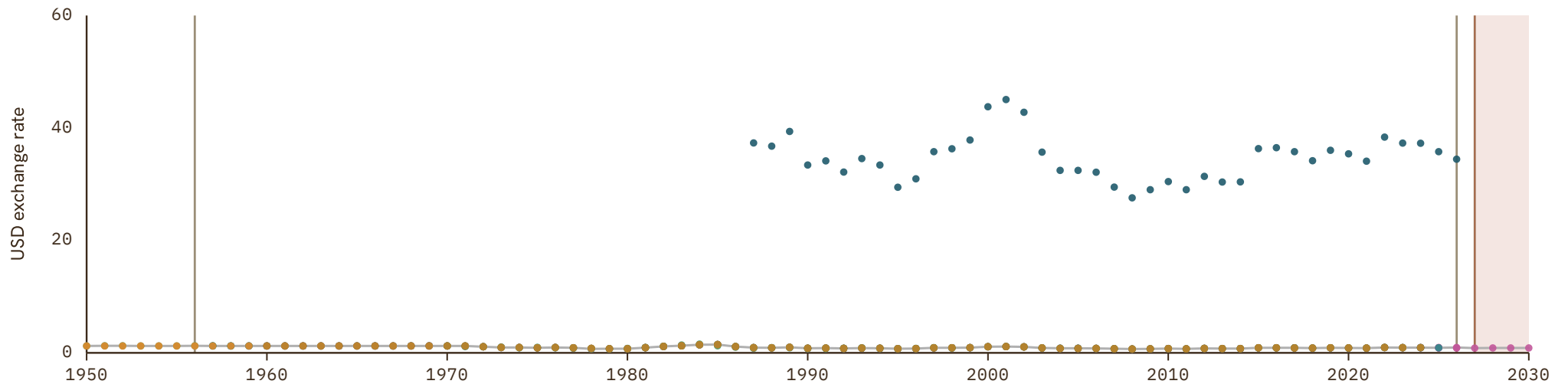
UNIT
1 USD in LC

1 Source composition

SOURCE	CODE	TIME SPAN	NOTES
International Monetary Fund (2025)	IMF IFS	1950 - 1956	Replacing using overlapping data in 1957.
Bank for Internl Settlements (2024)	BIS	1957 - 2025	Baseline source, overlaps with anchor year 2018.
OECD (2024)	OECD EO	2026 - 2026	Replacing using overlapping data in 2027.
International Monetary Fund (2025) (forecasts)	IMF WEO forecast	2027 - 2030	Replacing using overlapping data in 2031.

2 Harmonised series

GMD forecast
 GMD estimate
 Source change
● BIS
● IMF IFS
● IMF WEO
● IMF WEO forecast
● OECD EO
● OECD KEI
● PWT
● UN
● WB GEM
● WDI



Macedonia

COVERAGE
1990-2030

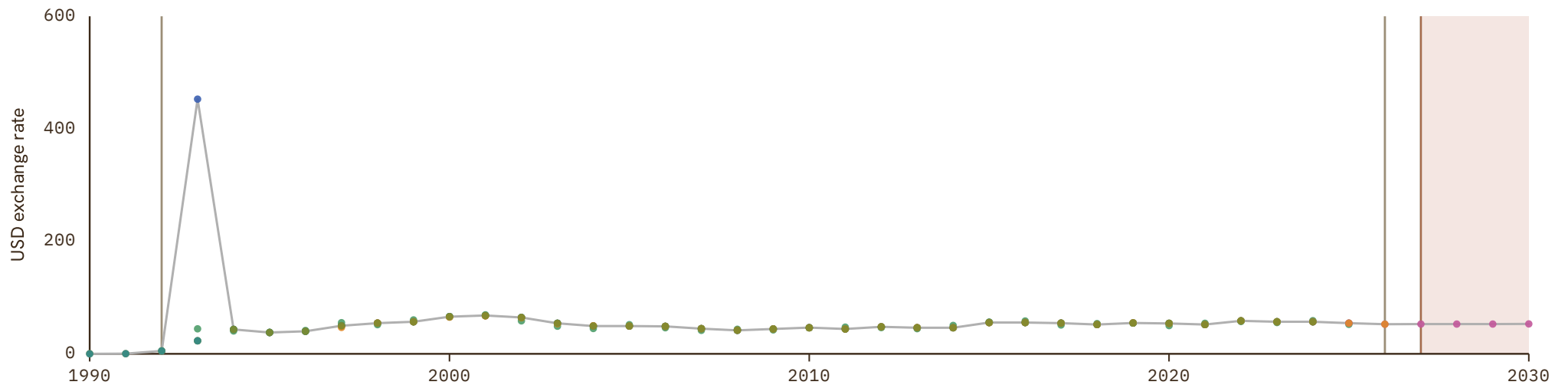
UNIT
1 USD in LC

1 Source composition

SOURCE	CODE	TIME SPAN	NOTES
United Nations (2024)	UN	1990 - 1992	Replacing using overlapping data in 1993.
Bank for Internl Settlements (2024)	BIS	1993 - 2025	Baseline source, overlaps with anchor year 2018.
World Bank (2026)	WB GEM	2026 - 2026	Replacing using overlapping data in 2027.
International Monetary Fund (2025) (forecasts)	IMF WEO forecast	2027 - 2030	Replacing using overlapping data in 2031.

2 Harmonised series

GMD forecast
 — GMD estimate
| Source change
● BIS
● IMF IFS
● IMF WEO
● IMF WEO forecast
● PWT
● UN
● WB GEM
● WDI



Madagascar

COVERAGE
1950–2030

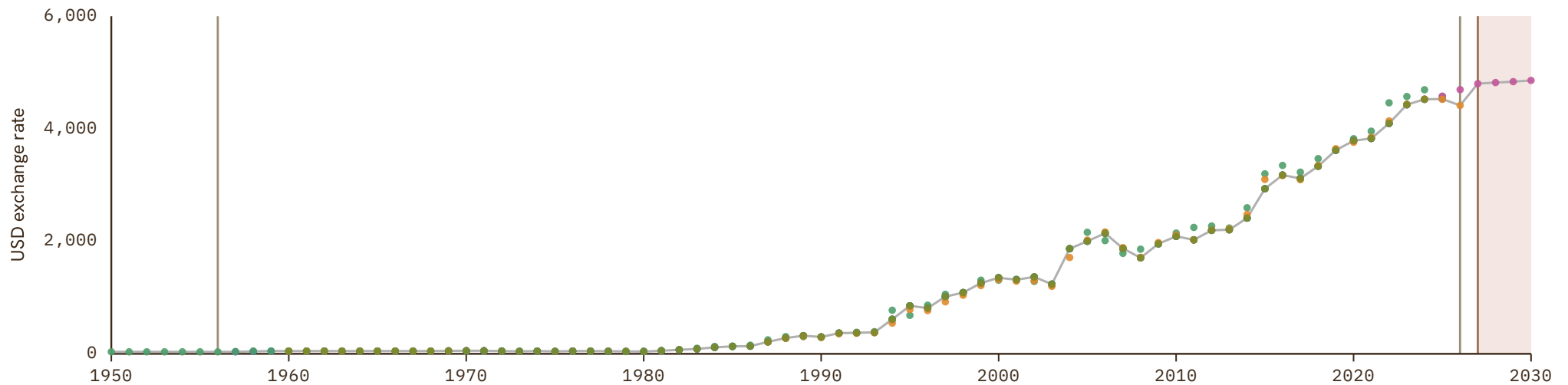
UNIT
1 USD in LC

1 Source composition

SOURCE	CODE	TIME SPAN	NOTES
International Monetary Fund (2025)	IMF IFS	1950 - 1956	Replacing using overlapping data in 1957.
Bank for Internl Settlements (2024)	BIS	1957 - 2025	Baseline source, overlaps with anchor year 2018.
World Bank (2026)	WB GEM	2026 - 2026	Replacing using overlapping data in 2027.
International Monetary Fund (2025) (forecasts)	IMF WEO forecast	2027 - 2030	Replacing using overlapping data in 2031.

2 Harmonised series

GMD forecast
 — GMD estimate
 | Source change
 ● BIS
 ● IMF IFS
 ● IMF WEO
 ● IMF WEO forecast
 ● PWT
 ● UN
 ● WB GEM
 ● WDI



Malawi

COVERAGE
1950–2030

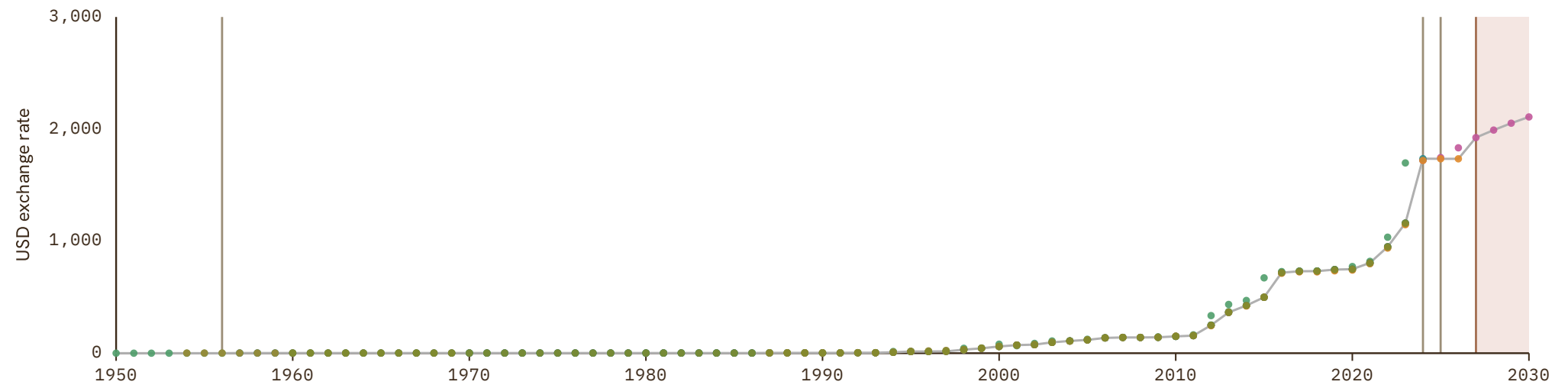
UNIT
1 USD in LC

1 Source composition

SOURCE	CODE	TIME SPAN	NOTES
International Monetary Fund (2025)	IMF IFS	1950 - 1956	Replacing using overlapping data in 1957.
Bank for Internl Settlements (2024)	BIS	1957 - 2023	Baseline source, overlaps with anchor year 2018.
United Nations (2024)	UN	2024 - 2024	Replacing using overlapping data in 2025.
World Bank (2026)	WB GEM	2025 - 2026	Replacing using overlapping data in 2027.
International Monetary Fund (2025) (forecasts)	IMF WEO forecast	2027 - 2030	Replacing using overlapping data in 2031.

2 Harmonised series

GMD forecast
 — GMD estimate
 | Source change
 ● BIS
 ● IMF IFS
 ● IMF WEO
 ● IMF WEO forecast
 ● PWT
 ● UN
 ● WB GEM
 ● WDI



Malaysia

COVERAGE
1921-2030

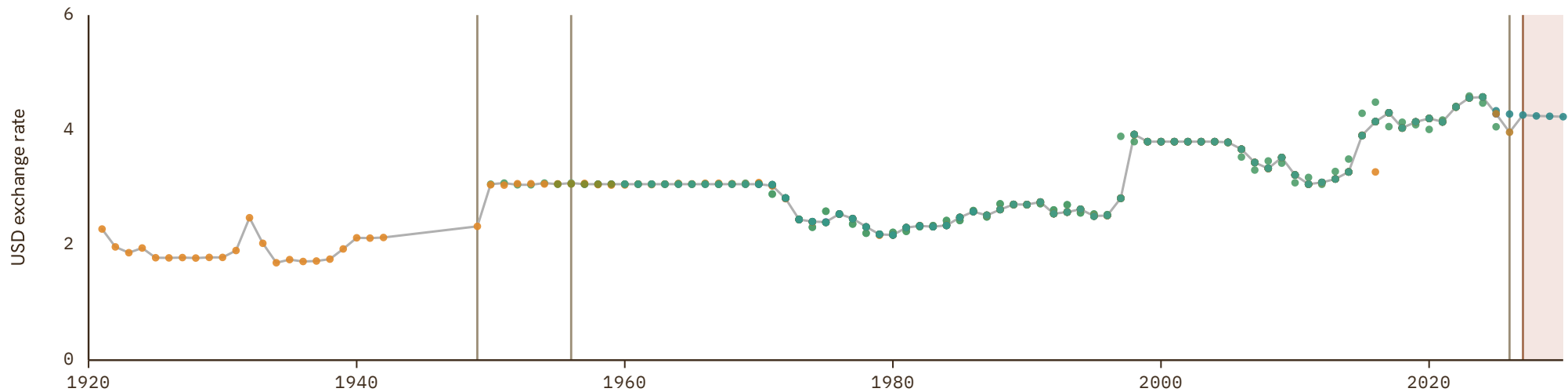
UNIT
1 USD in LC

1 Source composition

SOURCE	CODE	TIME SPAN	NOTES
Lawrence H. Officer et al. (2024)	MW	1921 - 1949	Replacing using overlapping data in 1950.
International Monetary Fund (2025)	IMF IFS	1950 - 1956	Replacing using overlapping data in 1957.
Bank for Internl Settlements (2024)	BIS	1957 - 2025	Baseline source, overlaps with anchor year 2018.
World Bank (2026)	WB GEM	2026 - 2026	Replacing using overlapping data in 2027.
International Monetary Fund (2025) (forecasts)	IMF WEO forecast	2027 - 2030	Replacing using overlapping data in 2031.

2 Harmonised series

■ GMD forecast
 — GMD estimate
 Source change
 ● ADB
 ● BIS
 ● BORDO
 ● IMF IFS
 ● IMF WEO
 ● IMF WEO forecast
 ● MW
 ● PWT
 ● UN
 ● WB GEM
 ● WDI



Maldives

COVERAGE
1950–2030

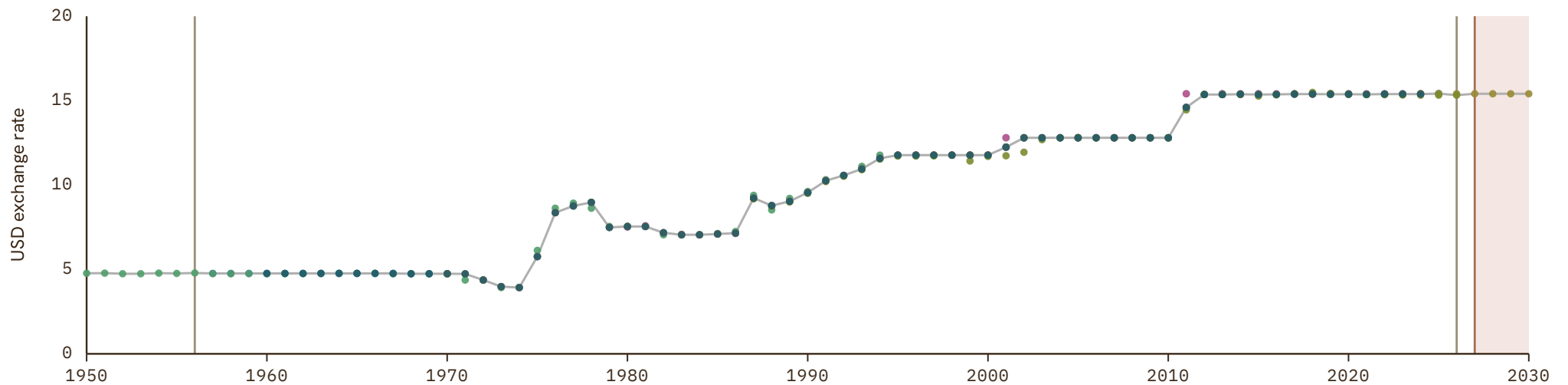
UNIT
1 USD in LC

1 Source composition

SOURCE	CODE	TIME SPAN	NOTES
International Monetary Fund (2025)	IMF IFS	1950 - 1956	Replacing using overlapping data in 1957.
Bank for Internl Settlements (2024)	BIS	1957 - 2025	Baseline source, overlaps with anchor year 2018.
World Bank (2026)	WB GEM	2026 - 2026	Replacing using overlapping data in 2027.
International Monetary Fund (2025) (forecasts)	IMF WEO forecast	2027 - 2030	Replacing using overlapping data in 2031.

2 Harmonised series

GMD forecast
 — GMD estimate
 | Source change
 ● ADB
 ● BIS
 ● IMF IFS
 ● IMF WEO
 ● IMF WEO forecast
 ● PWT
 ● UN
 ● WB GEM
 ● WDI



Mali

COVERAGE
1903-2030

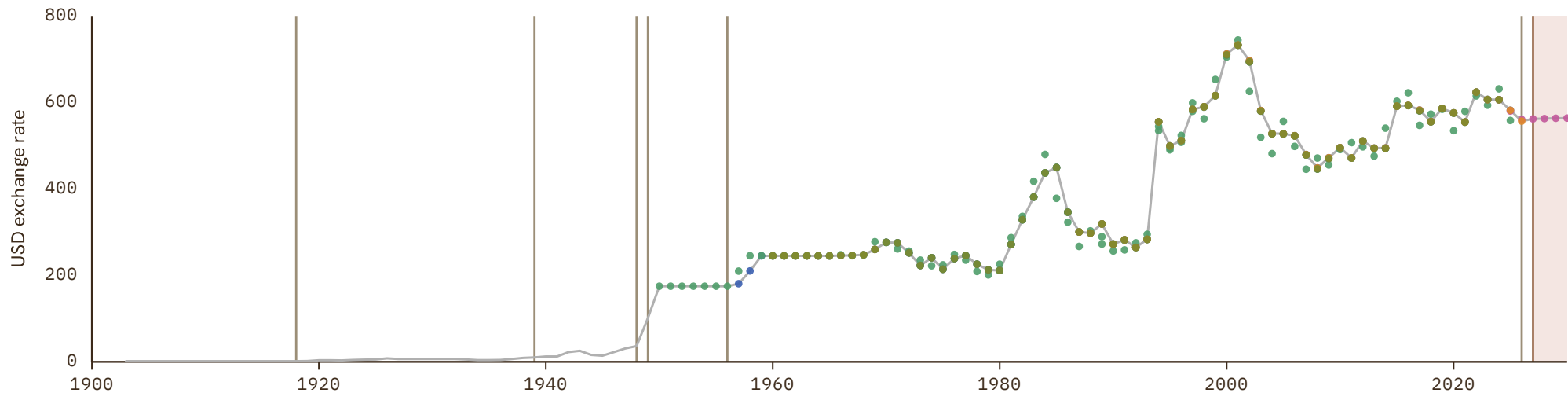
UNIT
1 USD in LC

1 Source composition

SOURCE	CODE	TIME SPAN	NOTES
Jordá et al. (2017)	JST	1903 - 1949	Replacing using overlapping data in 1950.
International Monetary Fund (2025)	IMF IFS	1950 - 1956	Replacing using overlapping data in 1957.
Bank for Internl Settlements (2024)	BIS	1957 - 2025	Baseline source, overlaps with anchor year 2018.
World Bank (2026)	WB GEM	2026 - 2026	Replacing using overlapping data in 2027.
International Monetary Fund (2025) (forecasts)	IMF WEO forecast	2027 - 2030	Replacing using overlapping data in 2031.

2 Harmonised series

GMD forecast
 — GMD estimate
| Source change
● BIS
● IMF IFS
● IMF WEO
● IMF WEO forecast
● PWT
● UN
● WB GEM
● WDI



Malta

COVERAGE
1800-2030

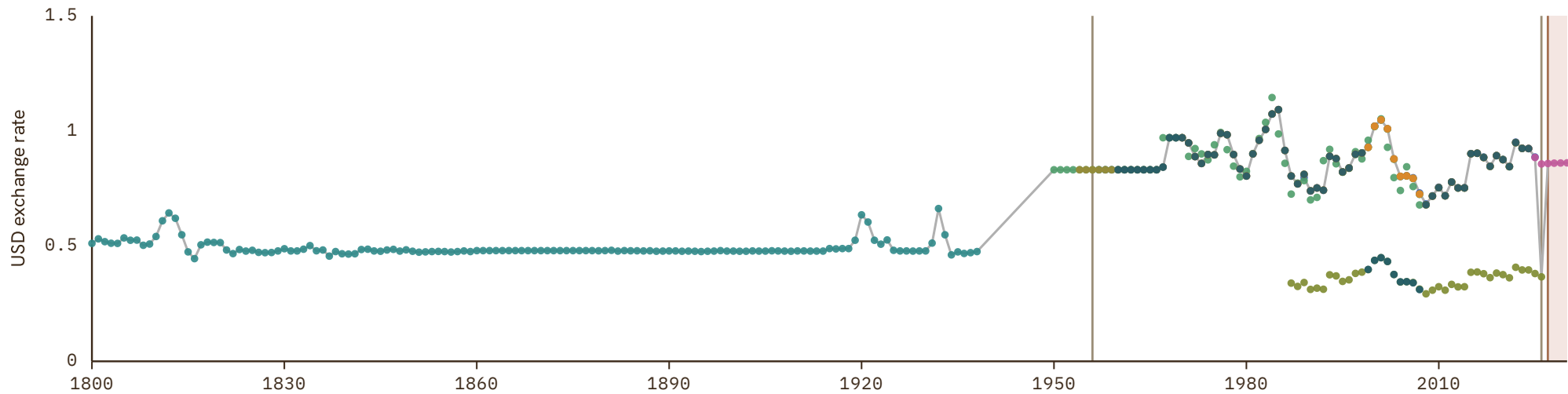
UNIT
1 USD in LC

1 Source composition

SOURCE	CODE	TIME SPAN	NOTES
Federico et al. (2019)	Tena	1800 - 1949	Replacing using overlapping data in 1950.
International Monetary Fund (2025)	IMF IFS	1950 - 1956	Replacing using overlapping data in 1957.
Bank for Internl Settlements (2024)	BIS	1957 - 2025	Baseline source, overlaps with anchor year 2018.
World Bank (2026)	WB GEM	2026 - 2026	Replacing using overlapping data in 2027.
International Monetary Fund (2025) (forecasts)	IMF WEO forecast	2027 - 2030	Replacing using overlapping data in 2031.

2 Harmonised series

GMD forecast
 GMD estimate
 Source change
 ● BIS
 ● IMF IFS
 ● IMF WEO
 ● IMF WEO forecast
 ● PWT
 ● Tena
 ● UN
 ● WB GEM
 ● WDI



Mauritania

COVERAGE
1950-2030

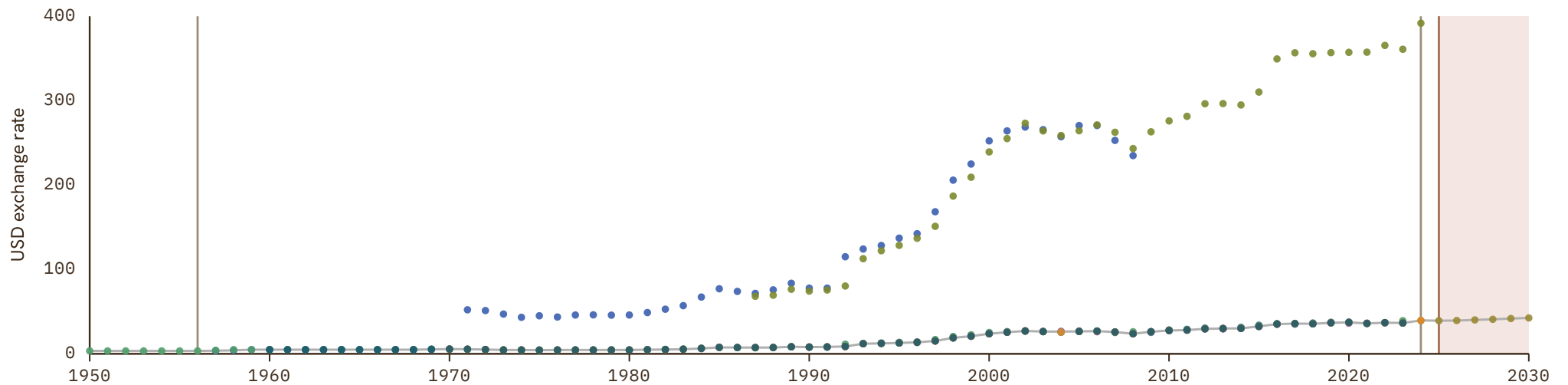
UNIT
1 USD in LC

1 Source composition

SOURCE	CODE	TIME SPAN	NOTES
International Monetary Fund (2025)	IMF IFS	1950 - 1956	Replacing using overlapping data in 1957.
Bank for Internl Settlements (2024)	BIS	1957 - 2023	Baseline source, overlaps with anchor year 2018.
United Nations (2024)	UN	2024 - 2024	Replacing using overlapping data in 2025.
International Monetary Fund (2025) (forecasts)	IMF WEO forecast	2025 - 2030	Replacing using overlapping data in 2031.

2 Harmonised series

GMD forecast
 — GMD estimate
 | Source change
 ● AMF
 ● BIS
 ● IMF IFS
 ● IMF WEO
 ● IMF WEO forecast
 ● PWT
 ● UN
 ● WB GEM
 ● WDI



Mauritius

COVERAGE
1950–2030

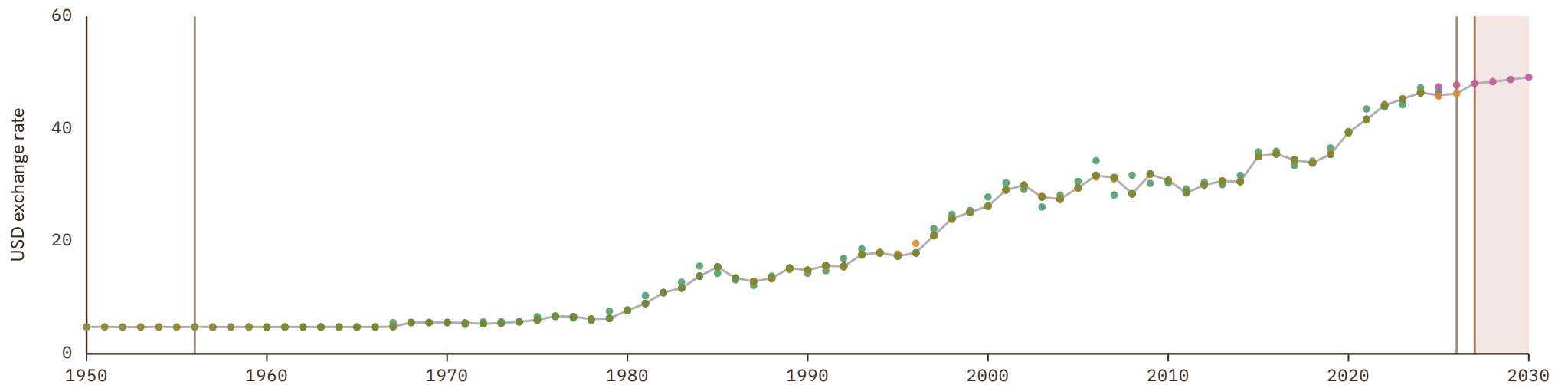
UNIT
1 USD in LC

1 Source composition

SOURCE	CODE	TIME SPAN	NOTES
International Monetary Fund (2025)	IMF IFS	1950 - 1956	Replacing using overlapping data in 1957.
Bank for Internl Settlements (2024)	BIS	1957 - 2025	Baseline source, overlaps with anchor year 2018.
World Bank (2026)	WB GEM	2026 - 2026	Replacing using overlapping data in 2027.
International Monetary Fund (2025) (forecasts)	IMF WEO forecast	2027 - 2030	Replacing using overlapping data in 2031.

2 Harmonised series

GMD forecast
 — GMD estimate
 | Source change
 ● BIS
 ● IMF IFS
 ● IMF WEO
 ● IMF WEO forecast
 ● PWT
 ● UN
 ● WB GEM
 ● WDI



Mexico

COVERAGE
1800–2030

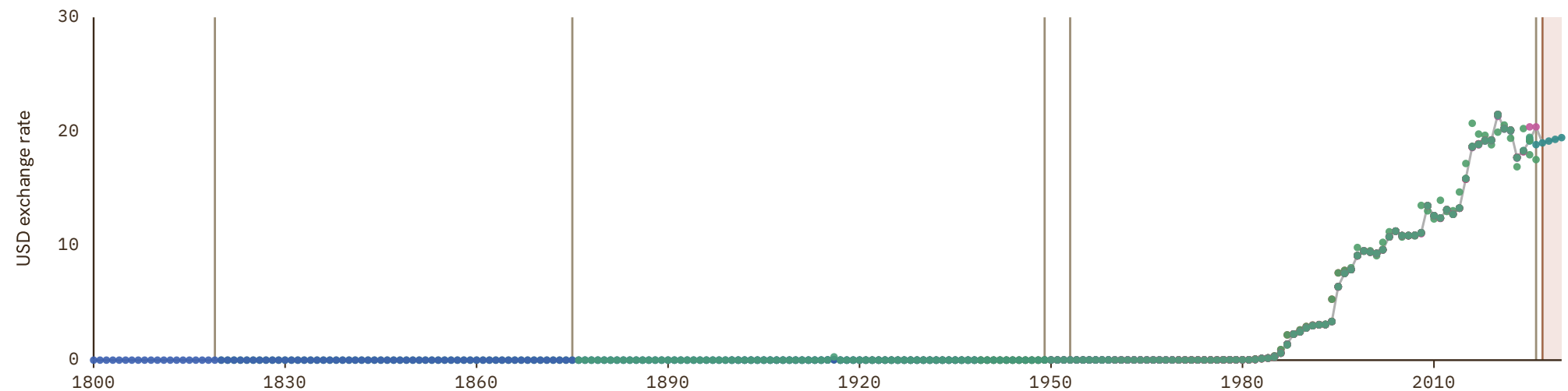
UNIT
1 USD in LC

1 Source composition

SOURCE	CODE	TIME SPAN	NOTES
Federico et al. (2019)	Tena	1800 - 1819	Replacing using overlapping data in 1820.
Schuler (2015)	HFS	1820 - 1875	Replacing using overlapping data in 1876.
Martín Moreno (2026)	CS1 MEX	1876 - 1949	Replacing using overlapping data in 1950.
International Monetary Fund (2025)	IMF IFS	1950 - 1953	Replacing using overlapping data in 1954.
Bank for Internl Settlements (2024)	BIS	1954 - 2025	Baseline source, overlaps with anchor year 2018.
OECD (2024)	OECD EO	2026 - 2026	Replacing using overlapping data in 2027.
International Monetary Fund (2025) (forecasts)	IMF WEO forecast	2027 - 2030	Replacing using overlapping data in 2031.

2 Harmonised series

GMD forecast
 GMD estimate
 Source change
 ● BIS
 ● BORDO
 ● HFS
 ● IMF IFS
 ● IMF WEO
 ● IMF WEO forecast
 ● MAFHOLA
 ● MW
 ● Moxlad
 ● OECD EO
 ● OECD KEI
 ● PWT
 ● Tena
 ● UN
 ● WB GEM
 ● WDI
 ● CS1



Moldova

COVERAGE
1990-2030

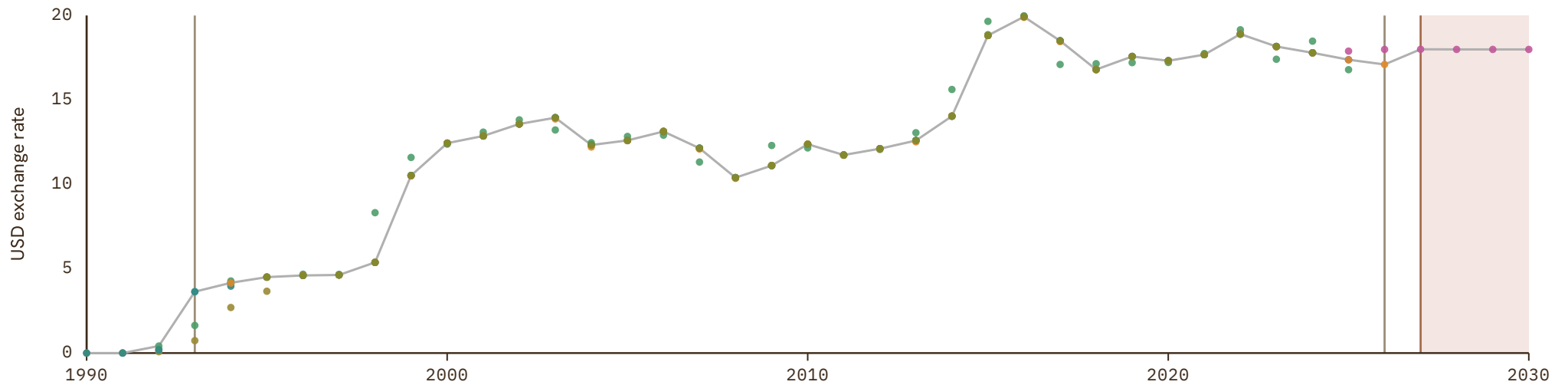
UNIT
1 USD in LC

1 Source composition

SOURCE	CODE	TIME SPAN	NOTES
United Nations (2024)	UN	1990 - 1990	Replacing using overlapping data in 1991.
International Monetary Fund (2025)	IMF IFS	1991 - 1993	Replacing using overlapping data in 1994.
Bank for Internl Settlements (2024)	BIS	1994 - 2025	Baseline source, overlaps with anchor year 2018.
World Bank (2026)	WB GEM	2026 - 2026	Replacing using overlapping data in 2027.
International Monetary Fund (2025) (forecasts)	IMF WEO forecast	2027 - 2030	Replacing using overlapping data in 2031.

2 Harmonised series

GMD forecast
 — GMD estimate
 | Source change
 ● BIS
 ● IMF IFS
 ● IMF WEO
 ● IMF WEO forecast
 ● PWT
 ● UN
 ● WB GEM
 ● WDI



Monaco

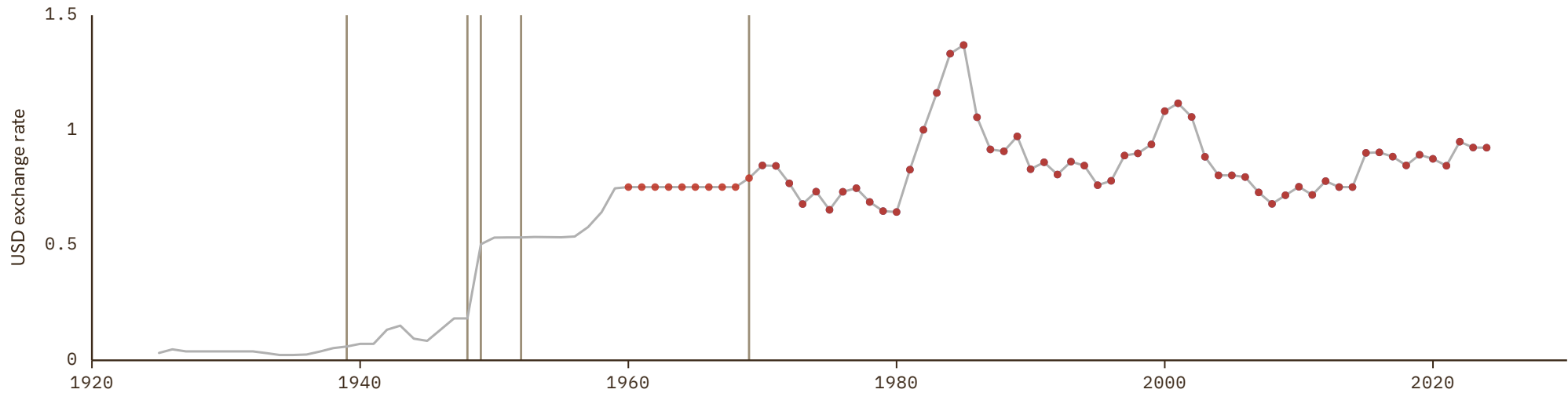
COVERAGE | UNIT
1925-2024 | 1 USD in LC

1 Source composition

SOURCE	CODE	TIME SPAN	NOTES
Jordá et al. (2017)	JST	1925 - 1959	Replacing using overlapping data in 1960.
World Bank (2024)	WDI	1960 - 1969	Replacing using overlapping data in 1970.
United Nations (2024)	UN	1970 - 2024	Baseline source, overlaps with anchor year 2018.

2 Harmonised series

— GMD estimate | Source change ● UN ● WDI



Mongolia

COVERAGE
1970-2030

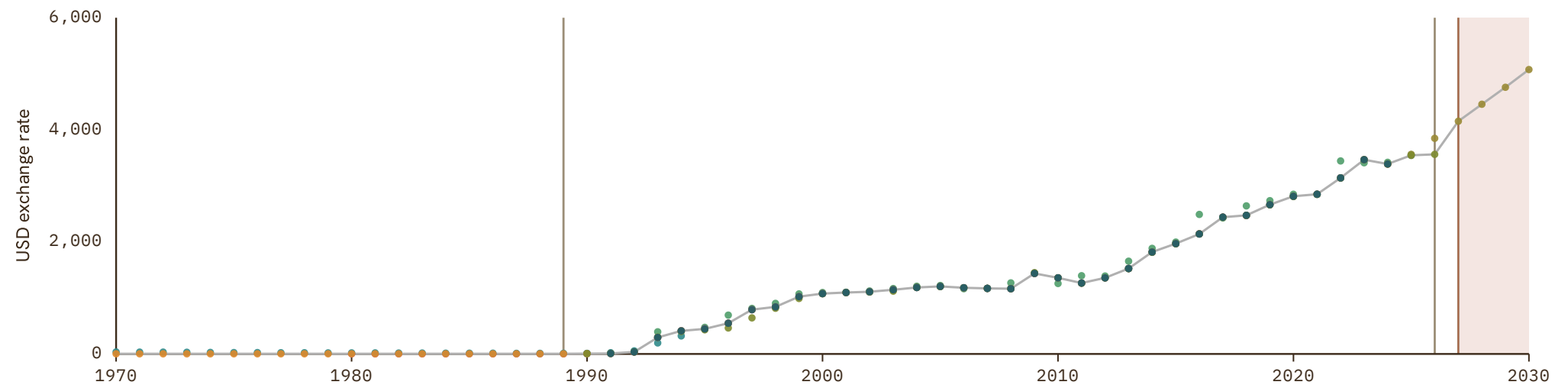
UNIT
1 USD in LC

1 Source composition

SOURCE	CODE	TIME SPAN	NOTES
United Nations (2024)	UN	1970 - 1989	Replacing using overlapping data in 1990.
Bank for Internl Settlements (2024)	BIS	1990 - 2025	Baseline source, overlaps with anchor year 2018.
World Bank (2026)	WB GEM	2026 - 2026	Replacing using overlapping data in 2027.
International Monetary Fund (2025) (forecasts)	IMF WEO forecast	2027 - 2030	Replacing using overlapping data in 2031.

2 Harmonised series

GMD forecast
 — GMD estimate
 | Source change
 ● ADB
 ● BIS
 ● IMF IFS
 ● IMF WEO
 ● IMF WEO forecast
 ● PWT
 ● UN
 ● WB GEM
 ● WDI



Montenegro

COVERAGE
1990-2030

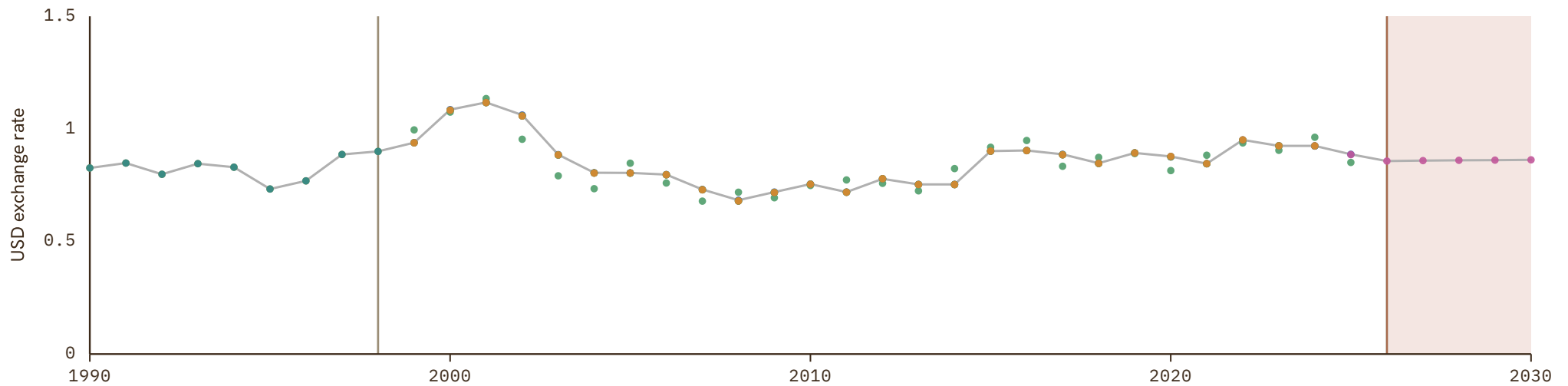
UNIT
1 USD in LC

1 Source composition

SOURCE	CODE	TIME SPAN	NOTES
United Nations (2024)	UN	1990 - 1998	Replacing using overlapping data in 1999.
Bank for Internl Settlements (2024)	BIS	1999 - 2025	Baseline source, overlaps with anchor year 2018.
International Monetary Fund (2025) (forecasts)	IMF WEO forecast	2026 - 2030	Replacing using overlapping data in 2031.

2 Harmonised series

GMD forecast
 — GMD estimate
 | Source change
 ● BIS
 ● IMF IFS
 ● IMF WEO
 ● IMF WEO forecast
 ● PWT
 ● UN
 ● WDI



Morocco

COVERAGE
1950-2030

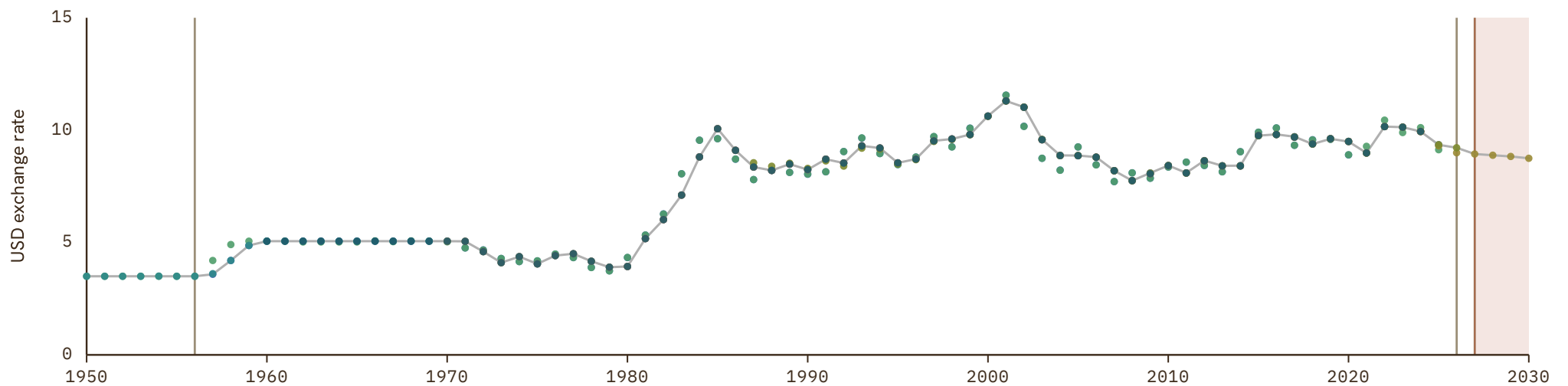
UNIT
1 USD in LC

1 Source composition

SOURCE	CODE	TIME SPAN	NOTES
International Monetary Fund (2025)	IMF IFS	1950 - 1956	Replacing using overlapping data in 1957.
Bank for Internl Settlements (2024)	BIS	1957 - 2025	Baseline source, overlaps with anchor year 2018.
World Bank (2026)	WB GEM	2026 - 2026	Replacing using overlapping data in 2027.
International Monetary Fund (2025) (forecasts)	IMF WEO forecast	2027 - 2030	Replacing using overlapping data in 2031.

2 Harmonised series

GMD forecast
 — GMD estimate
 | Source change
 ● AMF
 ● BIS
 ● IMF IFS
 ● IMF WEO
 ● IMF WEO forecast
 ● PWT
 ● UN
 ● WB GEM
 ● WDI



Mozambique

COVERAGE
1950–2030

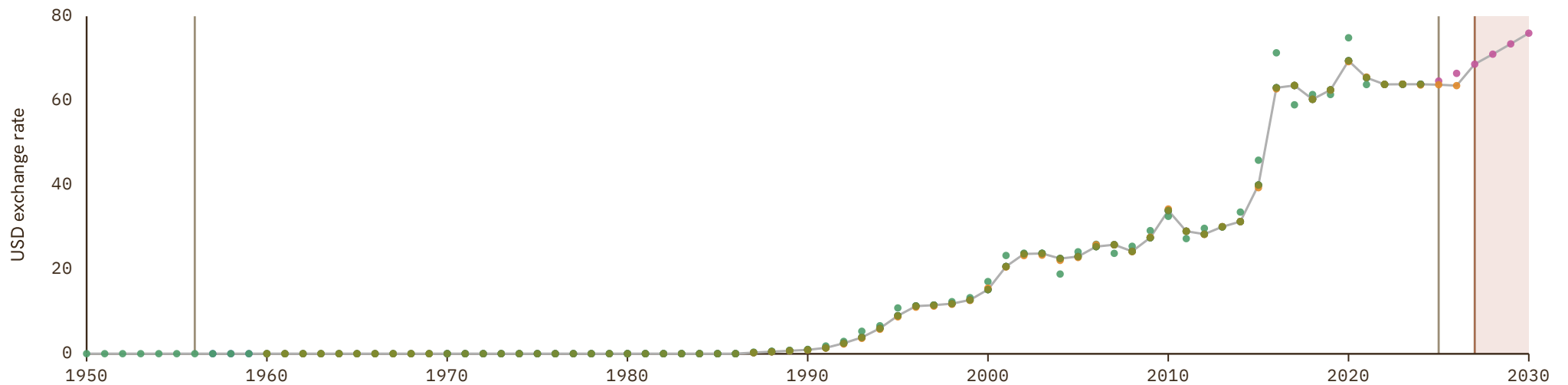
UNIT
1 USD in LC

1 Source composition

SOURCE	CODE	TIME SPAN	NOTES
International Monetary Fund (2025)	IMF IFS	1950 - 1956	Replacing using overlapping data in 1957.
Bank for Internl Settlements (2024)	BIS	1957 - 2024	Baseline source, overlaps with anchor year 2018.
World Bank (2026)	WB GEM	2025 - 2026	Replacing using overlapping data in 2027.
International Monetary Fund (2025) (forecasts)	IMF WEO forecast	2027 - 2030	Replacing using overlapping data in 2031.

2 Harmonised series

GMD forecast
 — GMD estimate
 | Source change
 ● BIS
 ● IMF IFS
 ● IMF WEO
 ● IMF WEO forecast
 ● PWT
 ● UN
 ● WB GEM
 ● WDI



Myanmar

COVERAGE
1950–2030

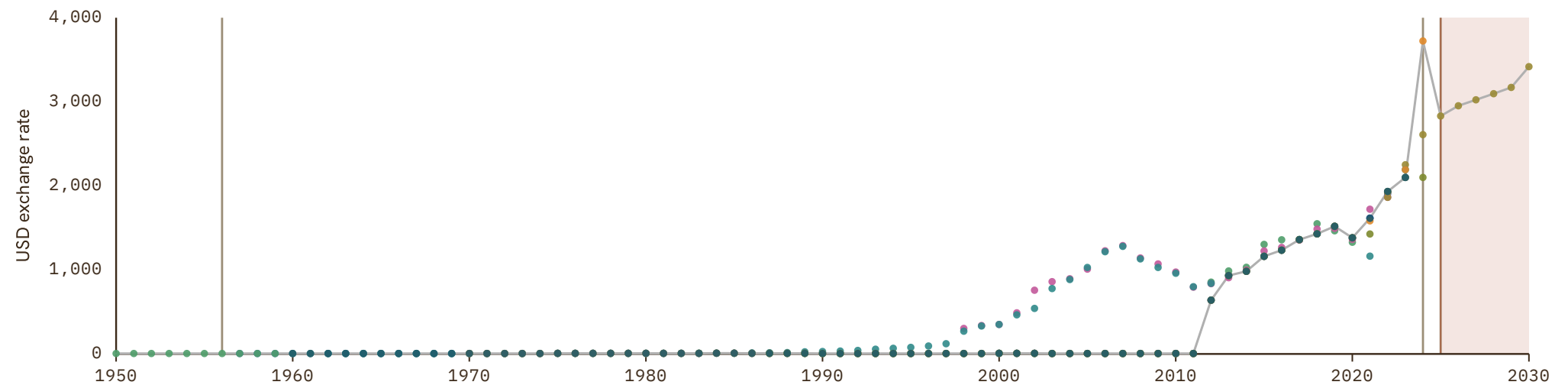
UNIT
1 USD in LC

1 Source composition

SOURCE	CODE	TIME SPAN	NOTES
International Monetary Fund (2025)	IMF IFS	1950 - 1956	Replacing using overlapping data in 1957.
Bank for Internl Settlements (2024)	BIS	1957 - 2023	Baseline source, overlaps with anchor year 2018.
United Nations (2024)	UN	2024 - 2024	Replacing using overlapping data in 2025.
International Monetary Fund (2025) (forecasts)	IMF WEO forecast	2025 - 2030	Replacing using overlapping data in 2031.

2 Harmonised series

GMD forecast
 — GMD estimate
| Source change
● ADB
● BIS
● IMF IFS
● IMF WEO
● IMF WEO forecast
● PWT
● UN
● WB GEM
● WDI



Namibia

COVERAGE
1960-2030

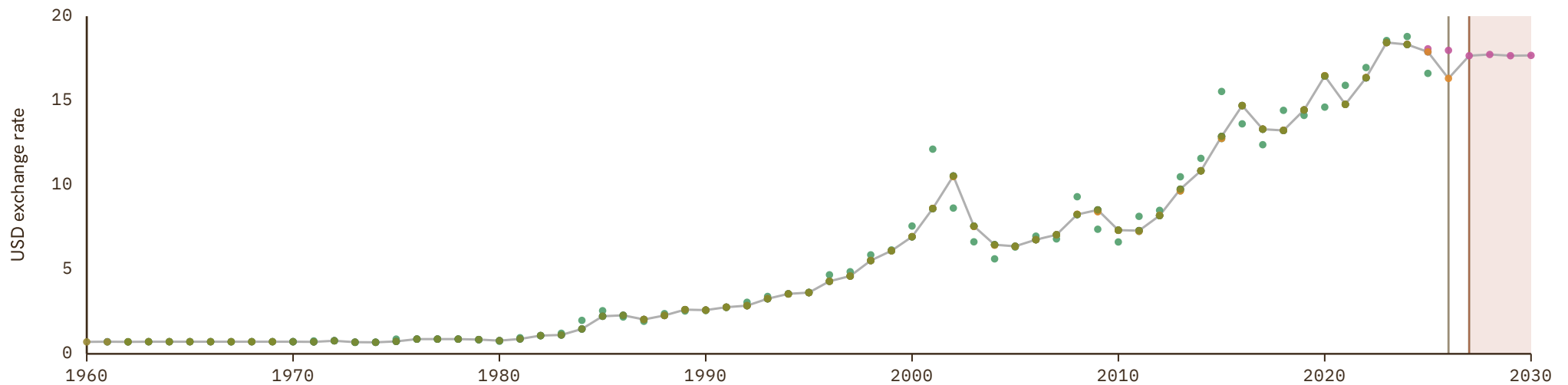
UNIT
1 USD in LC

1 Source composition

SOURCE	CODE	TIME SPAN	NOTES
Feenstra et al. (2015)	PWT	1960 - 1960	Replacing using overlapping data in 1961.
Bank for Internl Settlements (2024)	BIS	1961 - 2025	Baseline source, overlaps with anchor year 2018.
World Bank (2026)	WB GEM	2026 - 2026	Replacing using overlapping data in 2027.
International Monetary Fund (2025) (forecasts)	IMF WEO forecast	2027 - 2030	Replacing using overlapping data in 2031.

2 Harmonised series

GMD forecast
 — GMD estimate
 | Source change
 ● BIS
 ● IMF IFS
 ● IMF WEO
 ● IMF WEO forecast
 ● PWT
 ● UN
 ● WB GEM
 ● WDI



Nepal

COVERAGE
1952-2030

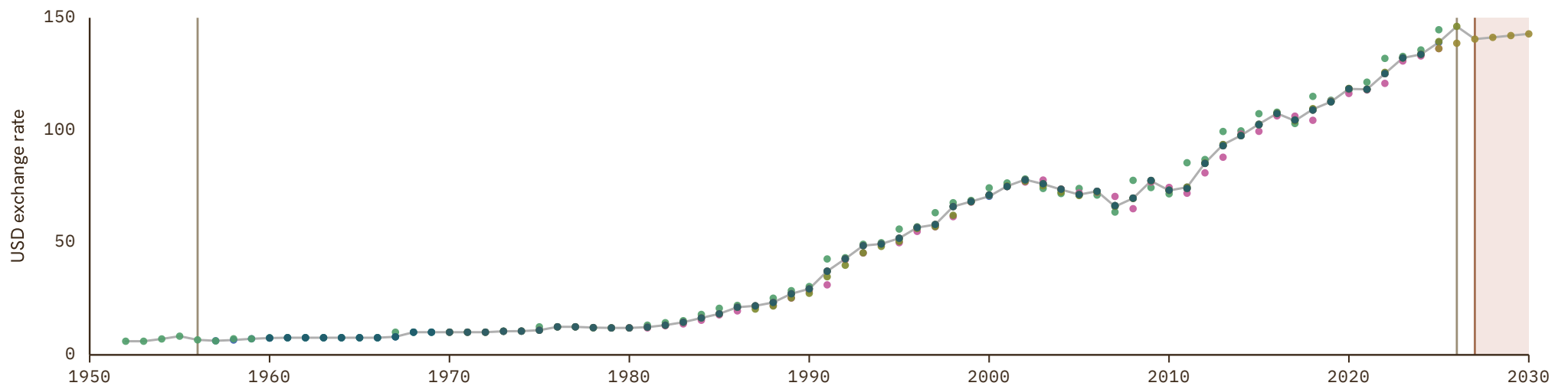
UNIT
1 USD in LC

1 Source composition

SOURCE	CODE	TIME SPAN	NOTES
International Monetary Fund (2025)	IMF IFS	1952 - 1956	Replacing using overlapping data in 1957.
Bank for Internl Settlements (2024)	BIS	1957 - 2025	Baseline source, overlaps with anchor year 2018.
World Bank (2026)	WB GEM	2026 - 2026	Replacing using overlapping data in 2027.
International Monetary Fund (2025) (forecasts)	IMF WEO forecast	2027 - 2030	Replacing using overlapping data in 2031.

2 Harmonised series

GMD forecast
 — GMD estimate
 | Source change
 ● ADB
 ● BIS
 ● IMF IFS
 ● IMF WEO
 ● IMF WEO forecast
 ● PWT
 ● UN
 ● WB GEM
 ● WDI



Netherlands

COVERAGE
1800–2030

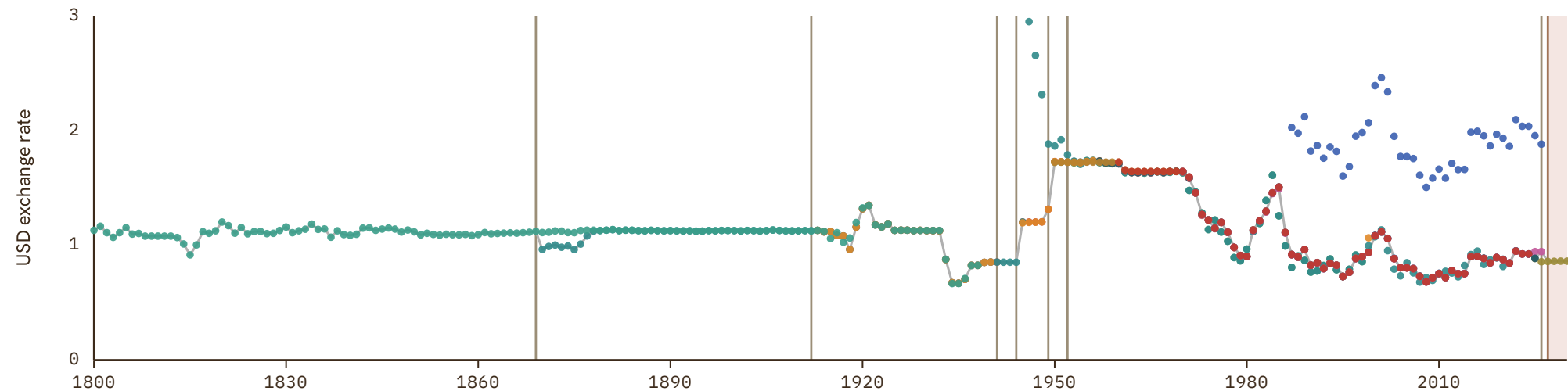
UNIT
1 USD in LC

1 Source composition

SOURCE	CODE	TIME SPAN	NOTES
Federico et al. (2019)	Tena	1800 - 1869	Replacing using overlapping data in 1870.
Jordá et al. (2017)	JST	1870 - 1912	Replacing using overlapping data in 1913.
Michael Bordo et al. (2001)	BORDO	1913 - 1941	Replacing using overlapping data in 1942.
Jordá et al. (2017)	JST	1942 - 1944	Replacing using overlapping data in 1945.
Michael Bordo et al. (2001)	BORDO	1945 - 1949	Replacing using overlapping data in 1950.
International Monetary Fund (2025)	IMF IFS	1950 - 1952	Replacing using overlapping data in 1953.
Bank for Internl Settlements (2024)	BIS	1953 - 2025	Baseline source, overlaps with anchor year 2018.
OECD (2024)	OECD EO	2026 - 2026	Replacing using overlapping data in 2027.
International Monetary Fund (2025) (forecasts)	IMF WEO forecast	2027 - 2030	Replacing using overlapping data in 2031.

2 Harmonised series

GMD forecast
 GMD estimate
 | Source change
 ● BIS
 ● BORDO
 ● IMF IFS
 ● IMF WEO
 ● IMF WEO forecast
 ● JST
 ● MW
 ● OECD EO
 ● OECD KEI
 ● PWT
 ● Tena
 ● UN
 ● WB GEM
 ● WDI



Netherlands Antilles

COVERAGE
1950-2026

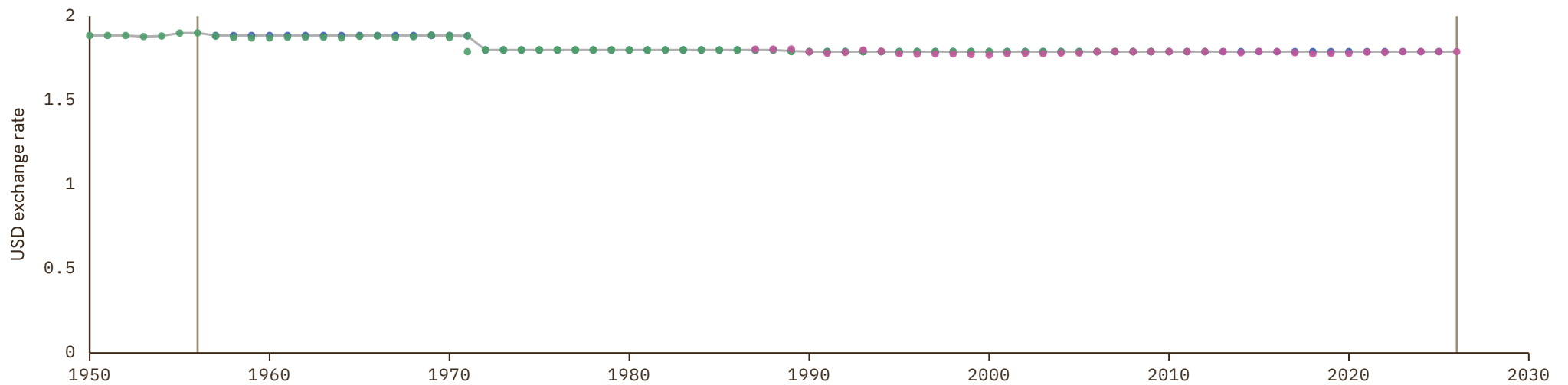
UNIT
1 USD in LC

1 Source composition

SOURCE	CODE	TIME SPAN	NOTES
International Monetary Fund (2025)	IMF IFS	1950 - 1956	Replacing using overlapping data in 1957.
Bank for Internl Settlements (2024)	BIS	1957 - 2025	Baseline source, overlaps with anchor year 2018.
World Bank (2026)	WB GEM	2026 - 2026	Replacing using overlapping data in 2027.

2 Harmonised series

— GMD estimate | Source change ● BIS ● IMF IFS ● UN ● WB GEM



New Zealand

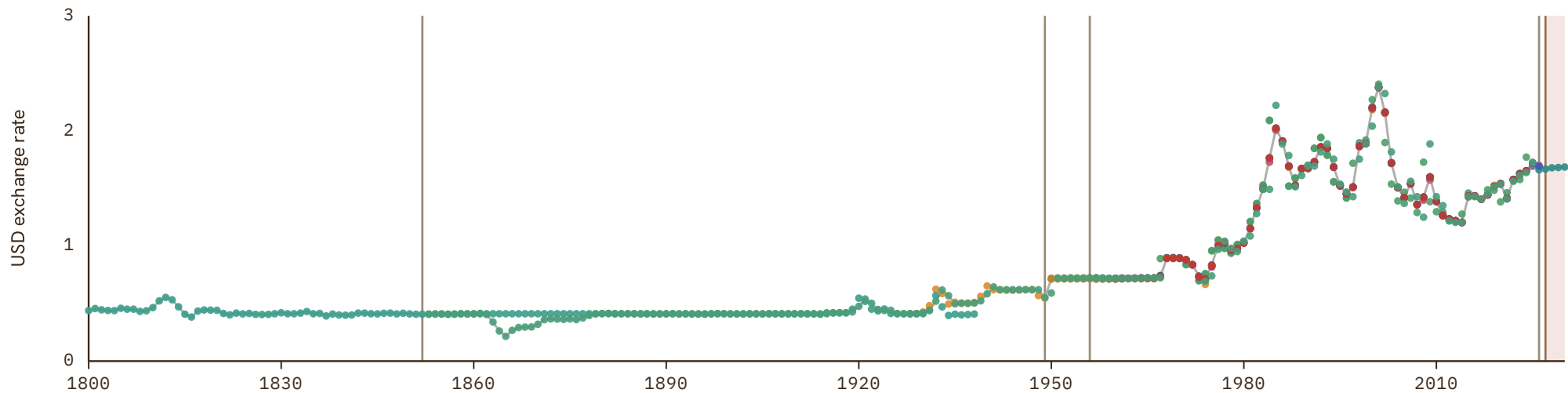
COVERAGE
1800–2030

UNIT
1 USD in LC

1 Source composition

SOURCE	CODE	TIME SPAN	NOTES
Federico et al. (2019)	Tena	1800 - 1852	Replacing using overlapping data in 1853.
NZ Inst. Economic Research (2026)	CS1 NZL	1853 - 1949	Replacing using overlapping data in 1950.
International Monetary Fund (2025)	IMF IFS	1950 - 1956	Replacing using overlapping data in 1957.
Bank for Internl Settlements (2024)	BIS	1957 - 2025	Baseline source, overlaps with anchor year 2018.
OECD (2024)	OECD EO	2026 - 2026	Replacing using overlapping data in 2027.
International Monetary Fund (2025) (forecasts)	IMF WEO forecast	2027 - 2030	Replacing using overlapping data in 2031.

2 Harmonised series



Nicaragua

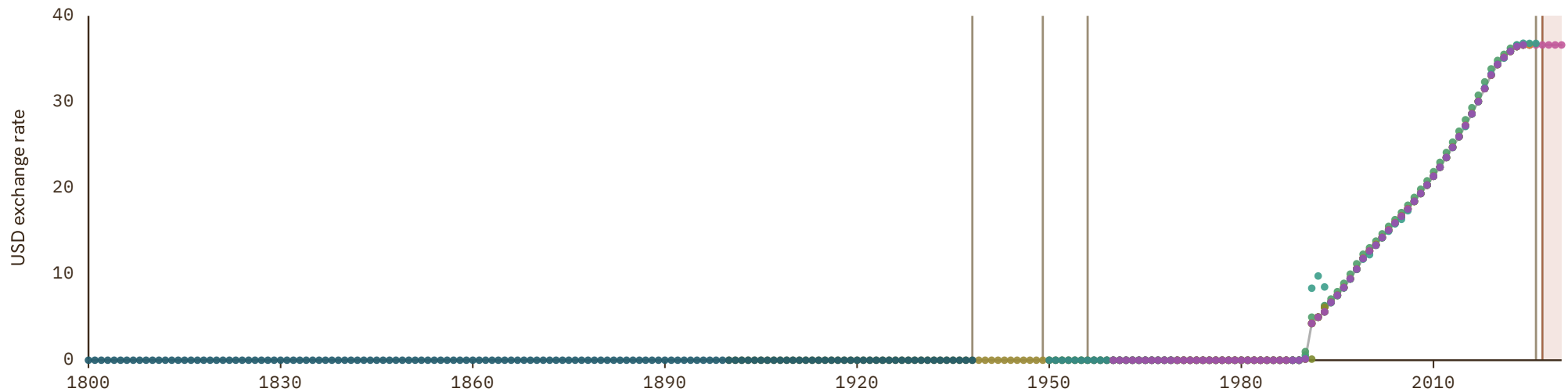
COVERAGE
1800–2030

UNIT
1 USD in LC

1 Source composition

SOURCE	CODE	TIME SPAN	NOTES
Federico et al. (2019)	Tena	1800 - 1938	Replacing using overlapping data in 1939.
Luis Bértola et al. (2018)	Moxlad	1939 - 1949	Replacing using overlapping data in 1950.
International Monetary Fund (2025)	IMF IFS	1950 - 1956	Replacing using overlapping data in 1957.
Bank for Internl Settlements (2024)	BIS	1957 - 2025	Baseline source, overlaps with anchor year 2018.
World Bank (2026)	WB GEM	2026 - 2026	Replacing using overlapping data in 2027.
International Monetary Fund (2025) (forecasts)	IMF WEO forecast	2027 - 2030	Replacing using overlapping data in 2031.

2 Harmonised series



Niger

COVERAGE
1903-2030

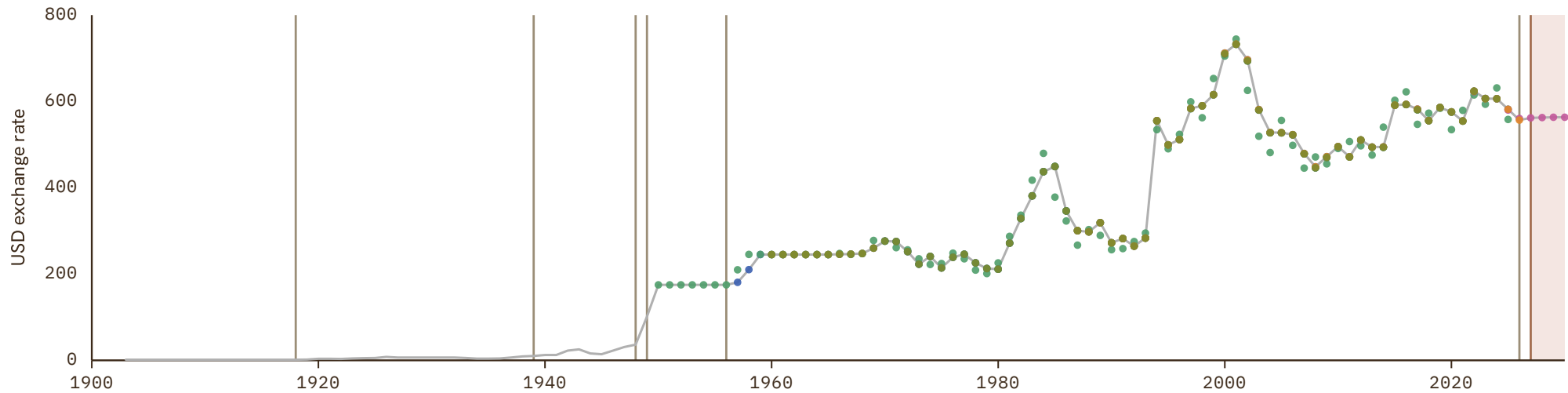
UNIT
1 USD in LC

1 Source composition

SOURCE	CODE	TIME SPAN	NOTES
Jordá et al. (2017)	JST	1903 - 1949	Replacing using overlapping data in 1950.
International Monetary Fund (2025)	IMF IFS	1950 - 1956	Replacing using overlapping data in 1957.
Bank for Internl Settlements (2024)	BIS	1957 - 2025	Baseline source, overlaps with anchor year 2018.
World Bank (2026)	WB GEM	2026 - 2026	Replacing using overlapping data in 2027.
International Monetary Fund (2025) (forecasts)	IMF WEO forecast	2027 - 2030	Replacing using overlapping data in 2031.

2 Harmonised series

GMD forecast
 — GMD estimate
| Source change
● BIS
● IMF IFS
● IMF WEO
● IMF WEO forecast
● PWT
● UN
● WB GEM
● WDI



Nigeria

COVERAGE
1950–2030

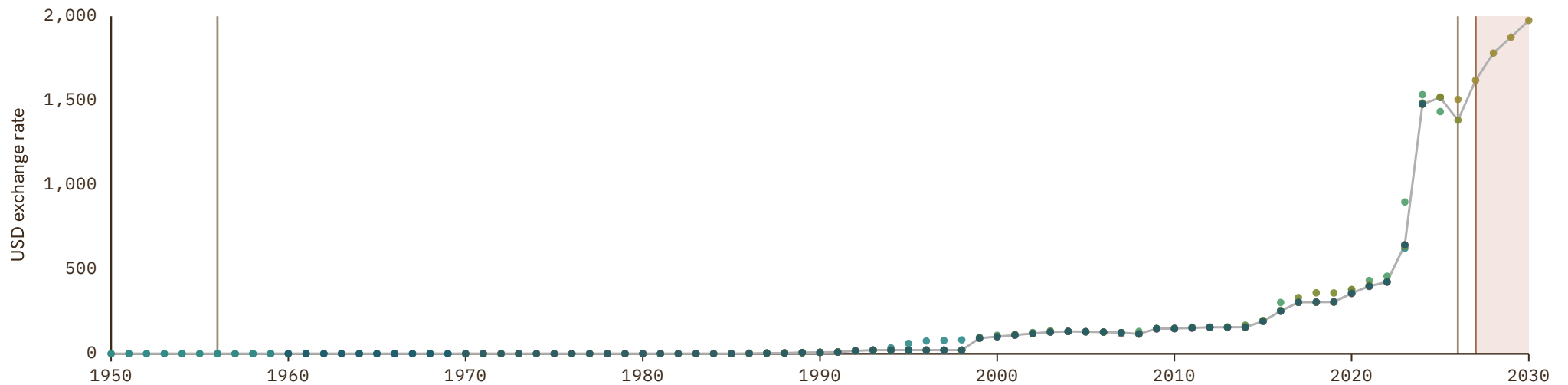
UNIT
1 USD in LC

1 Source composition

SOURCE	CODE	TIME SPAN	NOTES
International Monetary Fund (2025)	IMF IFS	1950 - 1956	Replacing using overlapping data in 1957.
Bank for Internl Settlements (2024)	BIS	1957 - 2025	Baseline source, overlaps with anchor year 2018.
World Bank (2026)	WB GEM	2026 - 2026	Replacing using overlapping data in 2027.
International Monetary Fund (2025) (forecasts)	IMF WEO forecast	2027 - 2030	Replacing using overlapping data in 2031.

2 Harmonised series

GMD forecast
 — GMD estimate
| Source change
● BIS
● BORDO
● IMF IFS
● IMF WEO
● IMF WEO forecast
● PWT
● UN
● WB GEM
● WDI



North Korea

COVERAGE
1970-2024

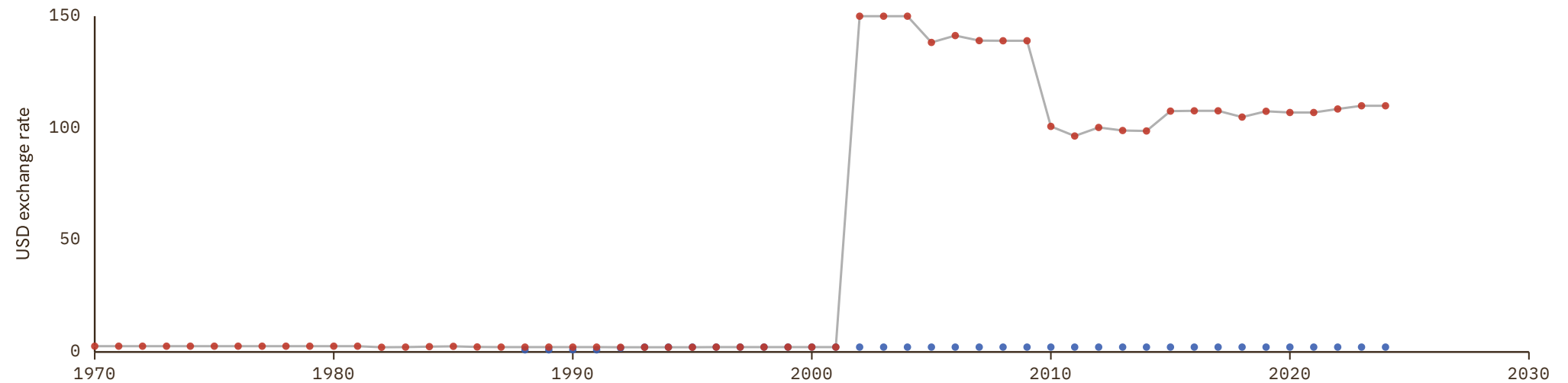
UNIT
1 USD in LC

1 Source composition

SOURCE	CODE	TIME SPAN	NOTES
United Nations (2024)	UN	1970 - 2024	Baseline source, overlaps with anchor year 2018.

2 Harmonised series

— GMD estimate ● BIT ● UN



Norway

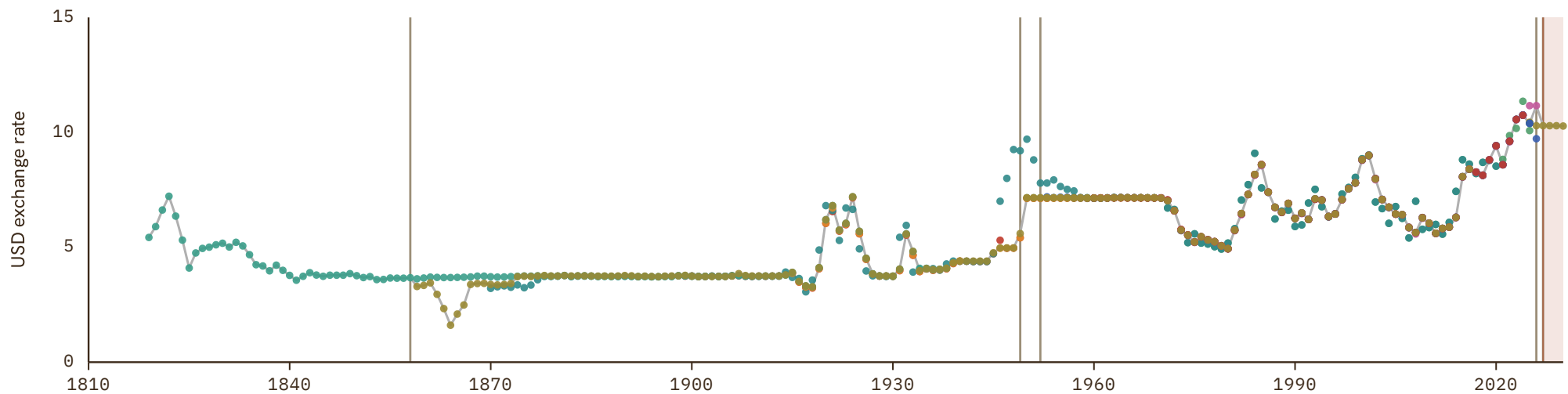
COVERAGE
1819-2030

UNIT
1 USD in LC

1 Source composition

SOURCE	CODE	TIME SPAN	NOTES
Federico et al. (2019)	Tena	1819 - 1858	Replacing using overlapping data in 1859.
Eitrheim et al. (2023)	CS2 NOR	1859 - 1949	Replacing using overlapping data in 1950.
International Monetary Fund (2025)	IMF IFS	1950 - 1952	Replacing using overlapping data in 1953.
Bank for Internl Settlements (2024)	BIS	1953 - 2025	Baseline source, overlaps with anchor year 2018.
OECD (2024)	OECD EO	2026 - 2026	Replacing using overlapping data in 2027.
International Monetary Fund (2025) (forecasts)	IMF WEO forecast	2027 - 2030	Replacing using overlapping data in 2031.

2 Harmonised series



Oman

COVERAGE
1950–2030

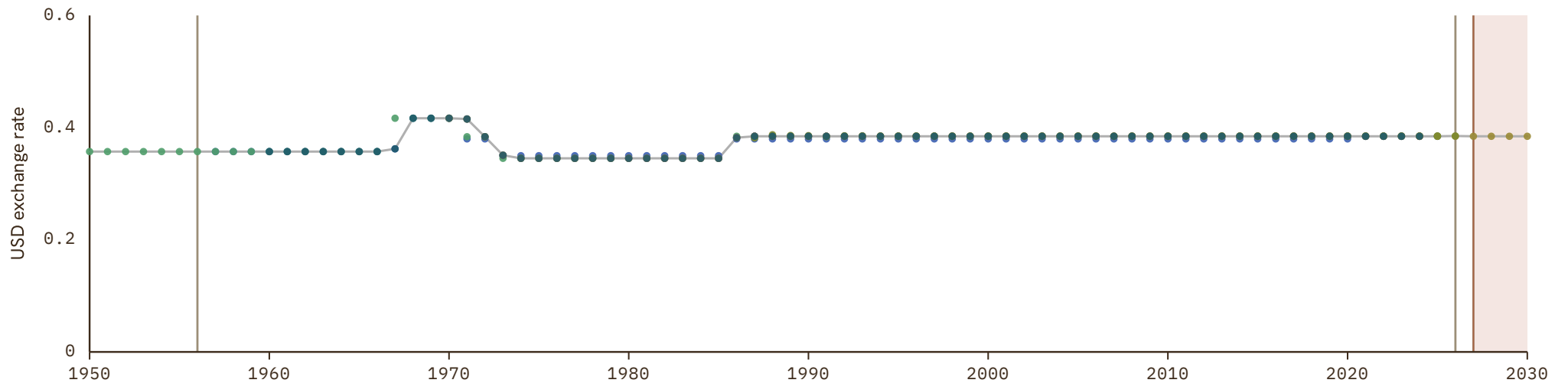
UNIT
1 USD in LC

1 Source composition

SOURCE	CODE	TIME SPAN	NOTES
International Monetary Fund (2025)	IMF IFS	1950 - 1956	Replacing using overlapping data in 1957.
Bank for Internl Settlements (2024)	BIS	1957 - 2025	Baseline source, overlaps with anchor year 2018.
World Bank (2026)	WB GEM	2026 - 2026	Replacing using overlapping data in 2027.
International Monetary Fund (2025) (forecasts)	IMF WEO forecast	2027 - 2030	Replacing using overlapping data in 2031.

2 Harmonised series

GMD forecast
 — GMD estimate
 | Source change
 ● AMF
 ● BIS
 ● IMF IFS
 ● IMF WEO
 ● IMF WEO forecast
 ● PWT
 ● UN
 ● WB GEM
 ● WDI



Pakistan

COVERAGE
1950–2026

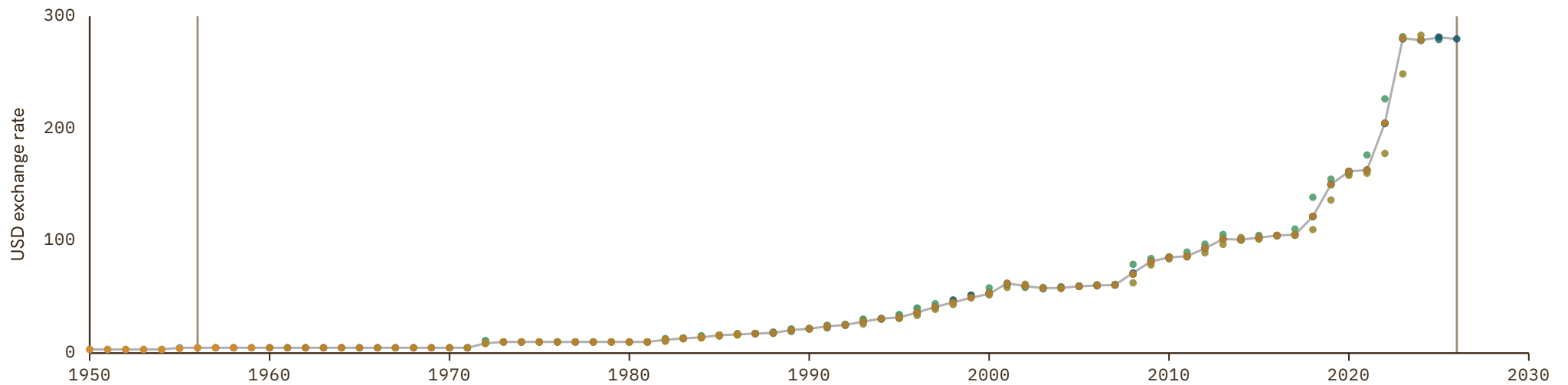
UNIT
1 USD in LC

1 Source composition

SOURCE	CODE	TIME SPAN	NOTES
International Monetary Fund (2025)	IMF IFS	1950 - 1956	Replacing using overlapping data in 1957.
Bank for Internl Settlements (2024)	BIS	1957 - 2025	Baseline source, overlaps with anchor year 2018.
World Bank (2026)	WB GEM	2026 - 2026	Replacing using overlapping data in 2027.

2 Harmonised series

— GMD estimate | Source change ● ADB ● BIS ● BORDO ● IMF IFS ● IMF WEO ● IMF WEO forecast ● PWT ● UN ● WB GEM ● WDI



Palestine

COVERAGE
1970–2024

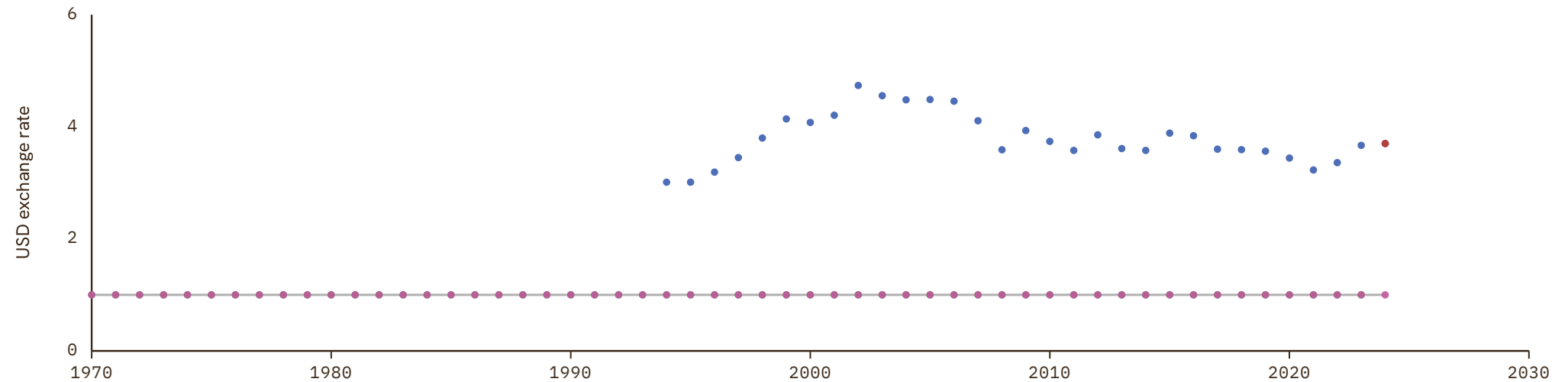
UNIT
1 USD in LC

1 Source composition

SOURCE	CODE	TIME SPAN	NOTES
United Nations (2024)	UN	1970 - 2024	Baseline source, overlaps with anchor year 2018.

2 Harmonised series

— GMD estimate ● IMF WEO ● IMF WEO forecast ● PWT ● UN



Panama

COVERAGE
1906–2030

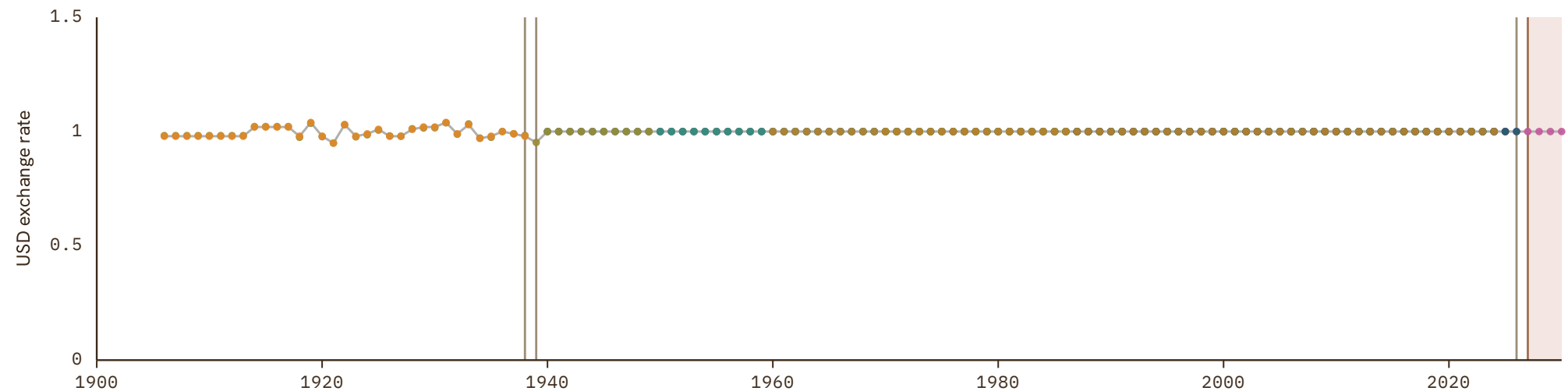
UNIT
1 USD in LC

1 Source composition

SOURCE	CODE	TIME SPAN	NOTES
Federico et al. (2019)	Tena	1906 - 1938	Replacing using overlapping data in 1939.
Luis Bértola et al. (2018)	Moxlad	1939 - 1939	Replacing using overlapping data in 1940.
Bank for Internl Settlements (2024)	BIS	1940 - 2025	Baseline source, overlaps with anchor year 2018.
World Bank (2026)	WB GEM	2026 - 2026	Replacing using overlapping data in 2027.
International Monetary Fund (2025) (forecasts)	IMF WEO forecast	2027 - 2030	Replacing using overlapping data in 2031.

2 Harmonised series

■ GMD forecast
 — GMD estimate
 Source change
 ● BIS
 ● IMF IFS
 ● IMF WEO
 ● IMF WEO forecast
 ● Moxlad
 ● PWT
 ● Tena
 ● UN
 ● WB GEM
 ● WDI



Papua New Guinea

COVERAGE
1950–2030

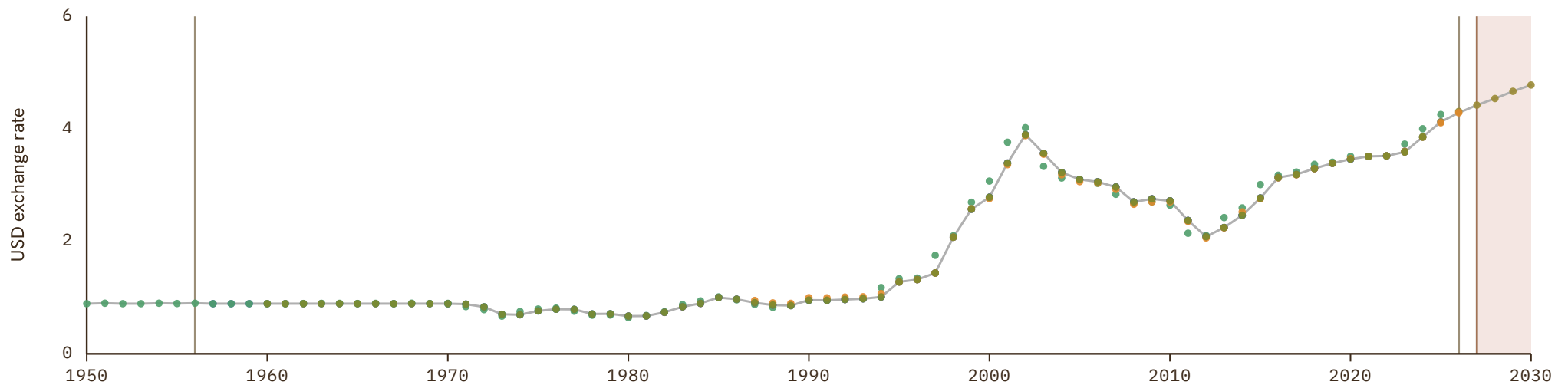
UNIT
1 USD in LC

1 Source composition

SOURCE	CODE	TIME SPAN	NOTES
International Monetary Fund (2025)	IMF IFS	1950 - 1956	Replacing using overlapping data in 1957.
Bank for Internl Settlements (2024)	BIS	1957 - 2025	Baseline source, overlaps with anchor year 2018.
World Bank (2026)	WB GEM	2026 - 2026	Replacing using overlapping data in 2027.
International Monetary Fund (2025) (forecasts)	IMF WEO forecast	2027 - 2030	Replacing using overlapping data in 2031.

2 Harmonised series

GMD forecast
 — GMD estimate
 | Source change
 ● ADB
 ● BIS
 ● IMF IFS
 ● IMF WEO
 ● IMF WEO forecast
 ● UN
 ● WB GEM
 ● WDI



Paraguay

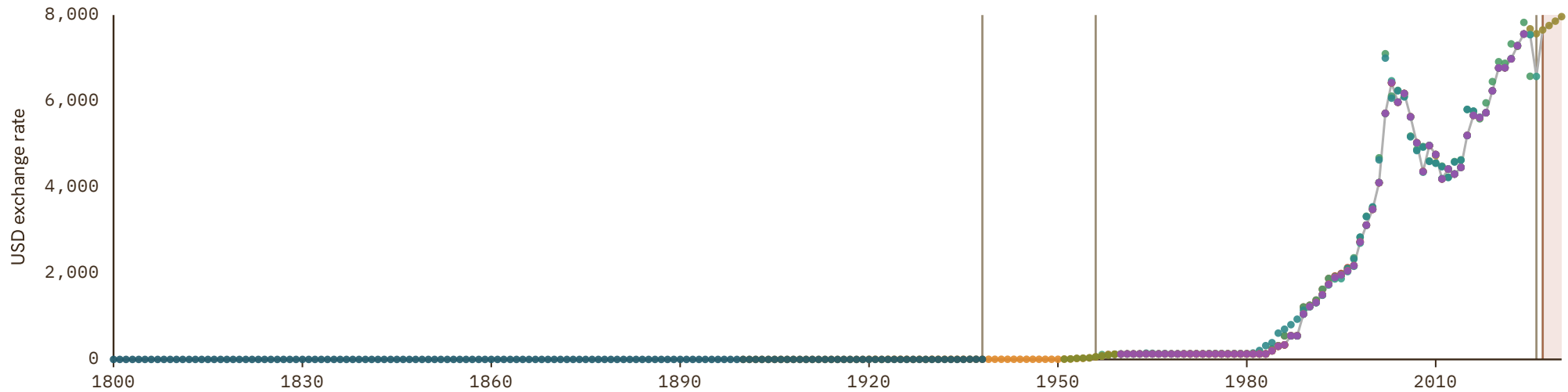
COVERAGE
1800–2030

UNIT
1 USD in LC

1 Source composition

SOURCE	CODE	TIME SPAN	NOTES
Federico et al. (2019)	Tena	1800 - 1938	Replacing using overlapping data in 1939.
Luis Bértola et al. (2018)	Moxlad	1939 - 1956	Replacing using overlapping data in 1957.
Bank for Internl Settlements (2024)	BIS	1957 - 2025	Baseline source, overlaps with anchor year 2018.
World Bank (2026)	WB GEM	2026 - 2026	Replacing using overlapping data in 2027.
International Monetary Fund (2025) (forecasts)	IMF WEO forecast	2027 - 2030	Replacing using overlapping data in 2031.

2 Harmonised series



Peru

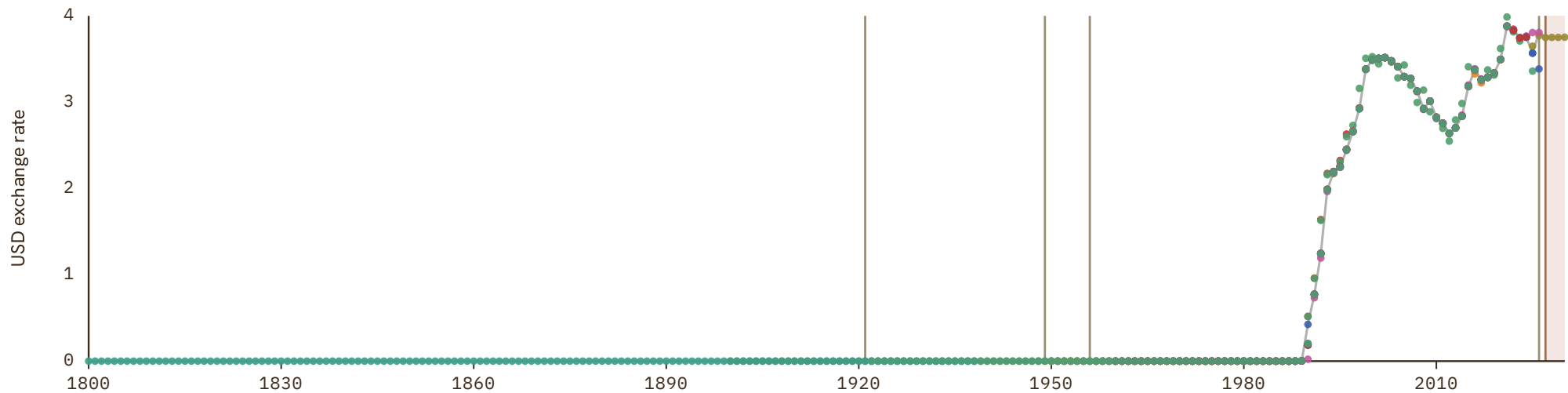
COVERAGE
1800–2030

UNIT
1 USD in LC

1 Source composition

SOURCE	CODE	TIME SPAN	NOTES
Federico et al. (2019)	Tena	1800 - 1921	Replacing using overlapping data in 1922.
Banco Central de Reserva (2022)	CS1 PER	1922 - 1949	Replacing using overlapping data in 1950.
International Monetary Fund (2025)	IMF IFS	1950 - 1956	Replacing using overlapping data in 1957.
Bank for Internl Settlements (2024)	BIS	1957 - 2025	Baseline source, overlaps with anchor year 2018.
OECD (2024)	OECD EO	2026 - 2026	Replacing using overlapping data in 2027.
International Monetary Fund (2025) (forecasts)	IMF WEO forecast	2027 - 2030	Replacing using overlapping data in 2031.

2 Harmonised series



Philippines

COVERAGE
1945–2030

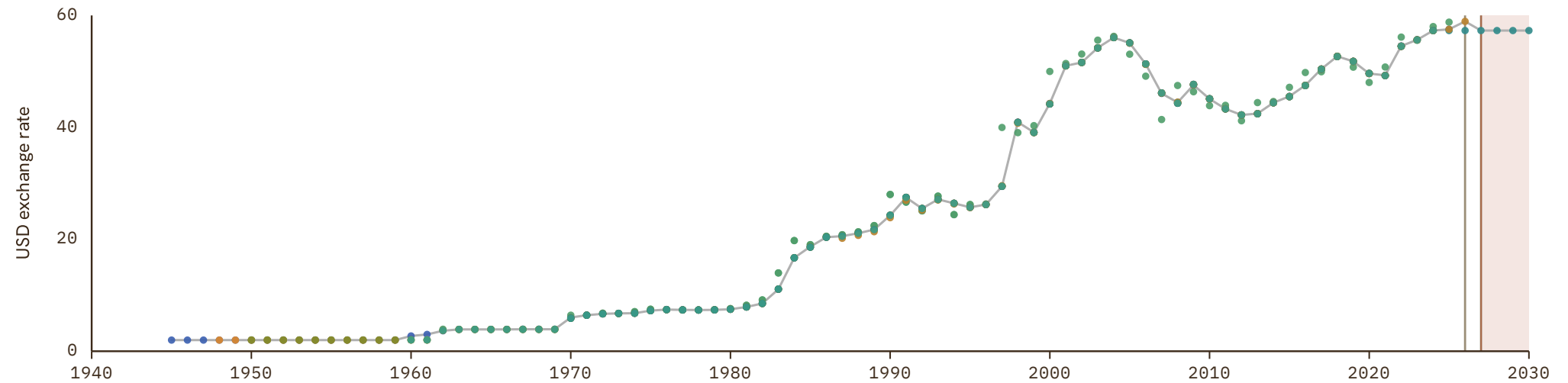
UNIT
1 USD in LC

1 Source composition

SOURCE	CODE	TIME SPAN	NOTES
Bank for Internl Settlements (2024)	BIS	1945 - 2025	Baseline source, overlaps with anchor year 2018.
World Bank (2026)	WB GEM	2026 - 2026	Replacing using overlapping data in 2027.
International Monetary Fund (2025) (forecasts)	IMF WEO forecast	2027 - 2030	Replacing using overlapping data in 2031.

2 Harmonised series

GMD forecast
 GMD estimate
 Source change
 ● ADB
 ● BIS
 ● BORDO
 ● IMF IFS
 ● IMF WEO
 ● IMF WEO forecast
 ● MW
 ● PWT
 ● UN
 ● WB GEM
 ● WDI



Poland

COVERAGE
1950-2030

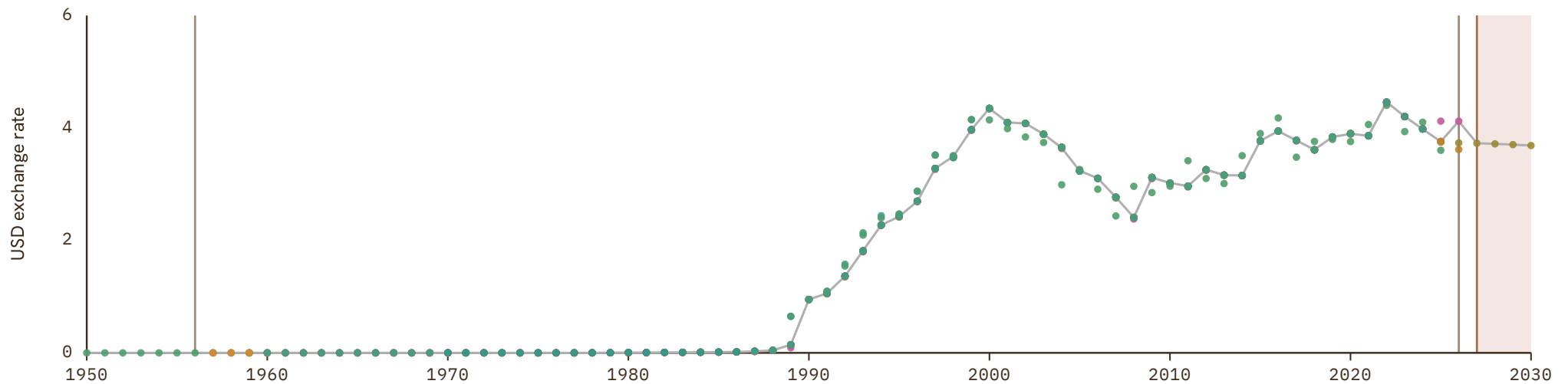
UNIT
1 USD in LC

1 Source composition

SOURCE	CODE	TIME SPAN	NOTES
International Monetary Fund (2025)	IMF IFS	1950 - 1956	Replacing using overlapping data in 1957.
Bank for Internl Settlements (2024)	BIS	1957 - 2025	Baseline source, overlaps with anchor year 2018.
OECD (2024)	OECD EO	2026 - 2026	Replacing using overlapping data in 2027.
International Monetary Fund (2025) (forecasts)	IMF WEO forecast	2027 - 2030	Replacing using overlapping data in 2031.

2 Harmonised series

GMD forecast
 GMD estimate
 Source change
 ● BIS
 ● COMECON
 ● IMF IFS
 ● IMF WEO
 ● IMF WEO forecast
 ● OECD EO
 ● OECD KEI
 ● PWT
 ● UN
 ● WB GEM
 ● WDI
 ● CS1



Portugal

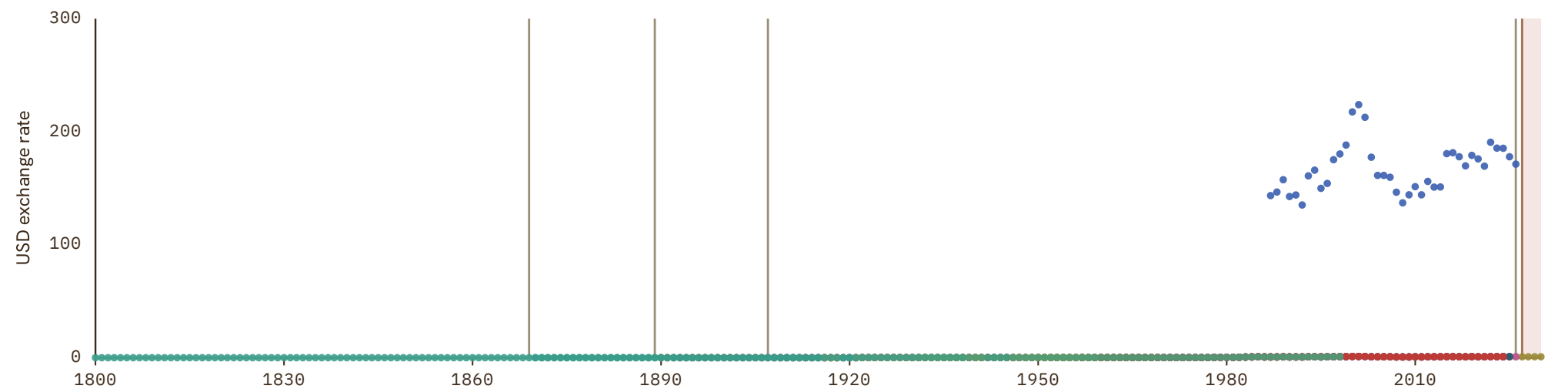
COVERAGE
1800–2030

UNIT
1 USD in LC

1 Source composition

SOURCE	CODE	TIME SPAN	NOTES
Federico et al. (2019)	Tena	1800 - 1869	Replacing using overlapping data in 1870.
Jordá et al. (2017)	JST	1870 - 1889	Replacing using overlapping data in 1890.
Michael Bordo et al. (2001)	BORDO	1890 - 1907	Replacing using overlapping data in 1908.
Bank for Internl Settlements (2024)	BIS	1908 - 2025	Baseline source, overlaps with anchor year 2018.
OECD (2024)	OECD EO	2026 - 2026	Replacing using overlapping data in 2027.
International Monetary Fund (2025) (forecasts)	IMF WEO forecast	2027 - 2030	Replacing using overlapping data in 2031.

2 Harmonised series



Puerto Rico

COVERAGE
1898-2030

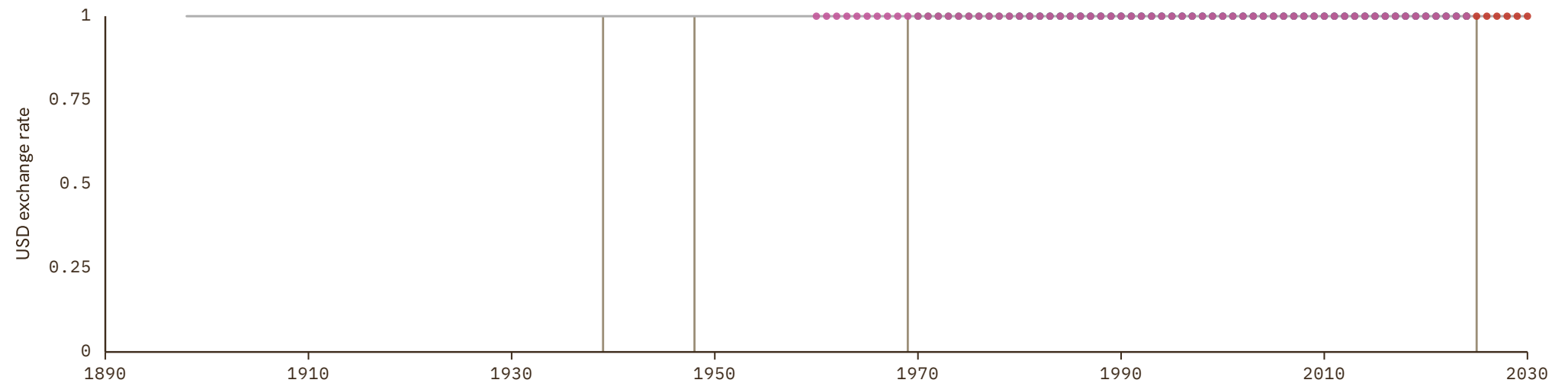
UNIT
1 USD in LC

1 Source composition

SOURCE	CODE	TIME SPAN	NOTES
Federico et al. (2019)	Tena	1898 - 2030	Baseline source, overlaps with anchor year 2018.

2 Harmonised series

— GMD estimate | Source change ● IMF WEO ● IMF WEO forecast ● UN ● WDI



Qatar

COVERAGE
1965–2030

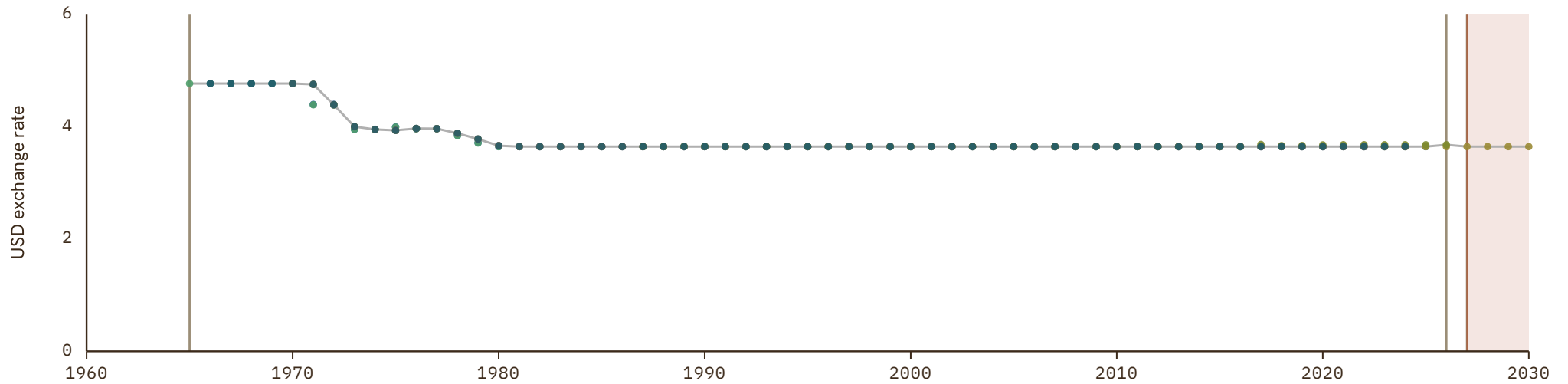
UNIT
1 USD in LC

1 Source composition

SOURCE	CODE	TIME SPAN	NOTES
International Monetary Fund (2025)	IMF IFS	1965 - 1965	Replacing using overlapping data in 1966.
Bank for Internl Settlements (2024)	BIS	1966 - 2025	Baseline source, overlaps with anchor year 2018.
World Bank (2026)	WB GEM	2026 - 2026	Replacing using overlapping data in 2027.
International Monetary Fund (2025) (forecasts)	IMF WEO forecast	2027 - 2030	Replacing using overlapping data in 2031.

2 Harmonised series

GMD forecast
 — GMD estimate
 | Source change
 ● AMF
 ● BIS
 ● IMF IFS
 ● IMF WEO
 ● IMF WEO forecast
 ● PWT
 ● UN
 ● WB GEM
 ● WDI



Republic of the Congo

COVERAGE
1903-2030

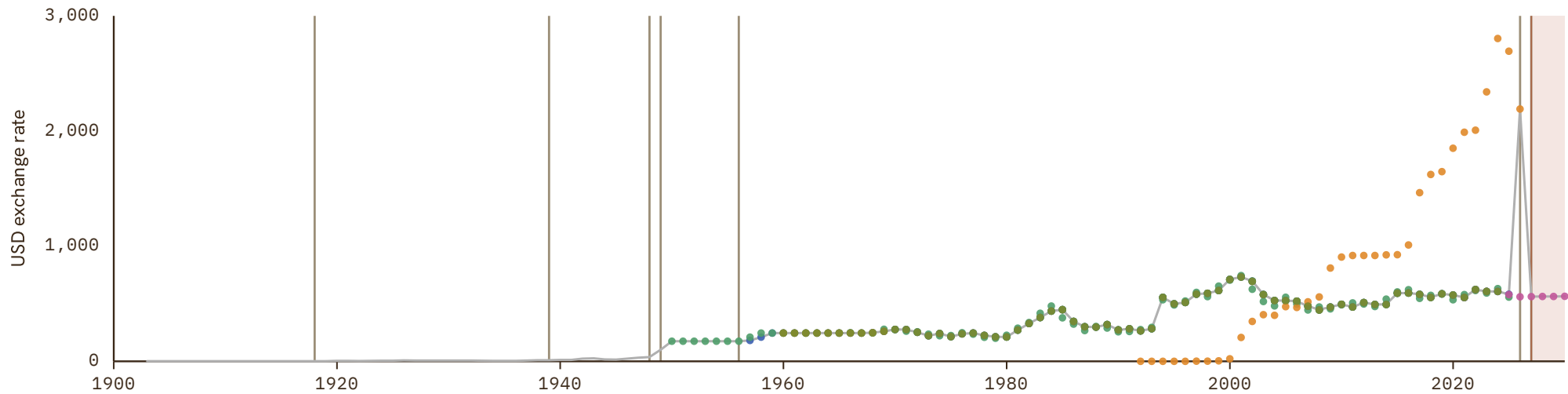
UNIT
1 USD in LC

1 Source composition

SOURCE	CODE	TIME SPAN	NOTES
Jordá et al. (2017)	JST	1903 - 1949	Replacing using overlapping data in 1950.
International Monetary Fund (2025)	IMF IFS	1950 - 1956	Replacing using overlapping data in 1957.
Bank for Internl Settlements (2024)	BIS	1957 - 2025	Baseline source, overlaps with anchor year 2018.
World Bank (2026)	WB GEM	2026 - 2026	Replacing using overlapping data in 2027.
International Monetary Fund (2025) (forecasts)	IMF WEO forecast	2027 - 2030	Replacing using overlapping data in 2031.

2 Harmonised series

GMD forecast
 — GMD estimate
| Source change
● BIS
● IMF IFS
● IMF WEO
● IMF WEO forecast
● PWT
● UN
● WB GEM
● WDI



Romania

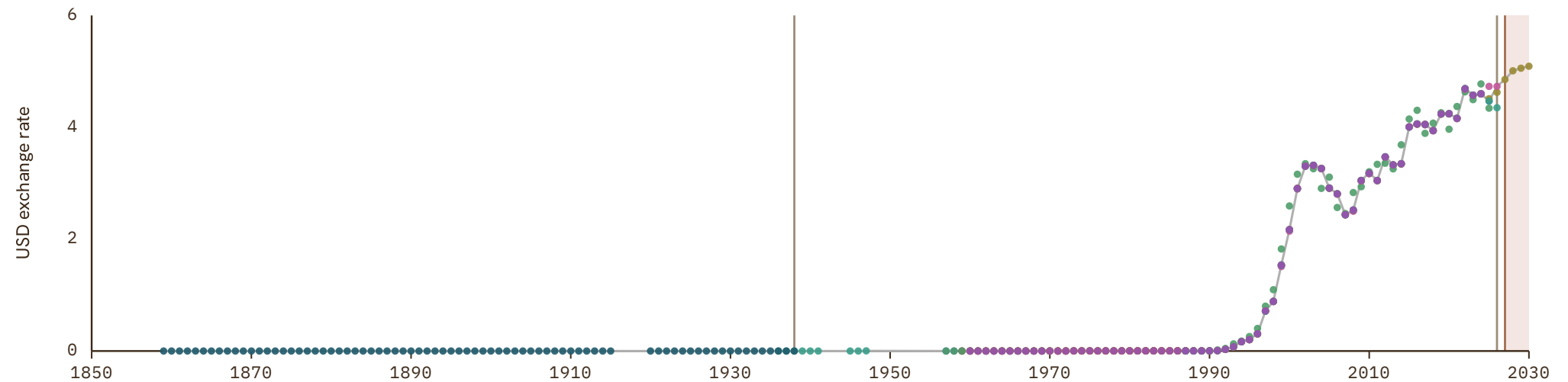
COVERAGE
1859–2030

UNIT
1 USD in LC

1 Source composition

SOURCE	CODE	TIME SPAN	NOTES
Federico et al. (2019)	Tena	1859 - 1938	Replacing using overlapping data in 1939.
National Bank of Serbia (2024)	NBS	1939 - 1956	Replacing using overlapping data in 1957.
Bank for Internl Settlements (2024)	BIS	1957 - 2025	Baseline source, overlaps with anchor year 2018.
OECD (2024)	OECD EO	2026 - 2026	Replacing using overlapping data in 2027.
International Monetary Fund (2025) (forecasts)	IMF WEO forecast	2027 - 2030	Replacing using overlapping data in 2031.

2 Harmonised series



Russian Federation

COVERAGE
1800-2030

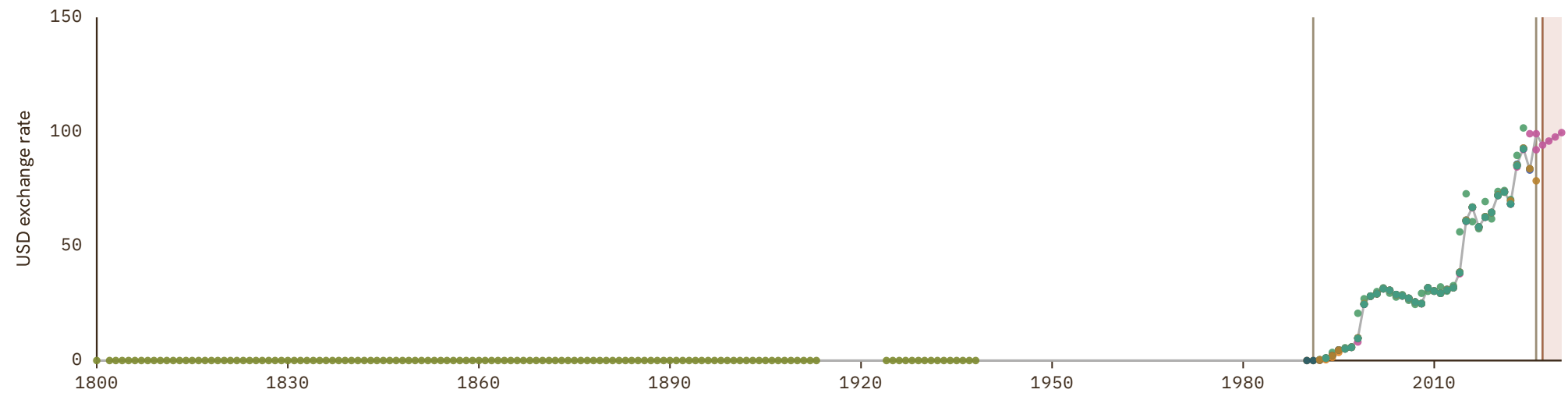
UNIT
1 USD in LC

1 Source composition

SOURCE	CODE	TIME SPAN	NOTES
Federico et al. (2019)	Tena	1800 - 1989	Replacing using overlapping data in 1990.
United Nations (2024)	UN	1990 - 1991	Replacing using overlapping data in 1992.
Bank for Internl Settlements (2024)	BIS	1992 - 2025	Baseline source, overlaps with anchor year 2018.
OECD (2024)	OECD EO	2026 - 2026	Replacing using overlapping data in 2027.
International Monetary Fund (2025) (forecasts)	IMF WEO forecast	2027 - 2030	Replacing using overlapping data in 2031.

2 Harmonised series

GMD forecast
 GMD estimate
 Source change
 ● BIS
 ● IMF IFS
 ● IMF WEO
 ● IMF WEO forecast
 ● OECD EO
 ● OECD KEI
 ● PWT
 ● Tena
 ● UN
 ● WB GEM
 ● WDI



Rwanda

COVERAGE
1950-2030

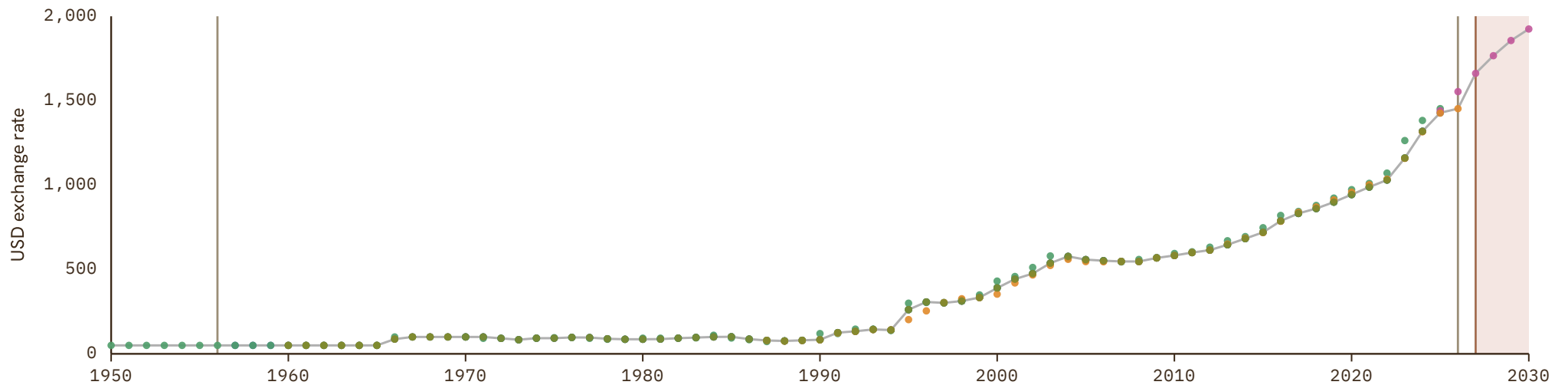
UNIT
1 USD in LC

1 Source composition

SOURCE	CODE	TIME SPAN	NOTES
International Monetary Fund (2025)	IMF IFS	1950 - 1956	Replacing using overlapping data in 1957.
Bank for Internl Settlements (2024)	BIS	1957 - 2025	Baseline source, overlaps with anchor year 2018.
World Bank (2026)	WB GEM	2026 - 2026	Replacing using overlapping data in 2027.
International Monetary Fund (2025) (forecasts)	IMF WEO forecast	2027 - 2030	Replacing using overlapping data in 2031.

2 Harmonised series

GMD forecast
 — GMD estimate
 | Source change
 ● BIS
 ● IMF IFS
 ● IMF WEO
 ● IMF WEO forecast
 ● PWT
 ● UN
 ● WB GEM
 ● WDI



Sao Tome and Principe

COVERAGE
1950-2030

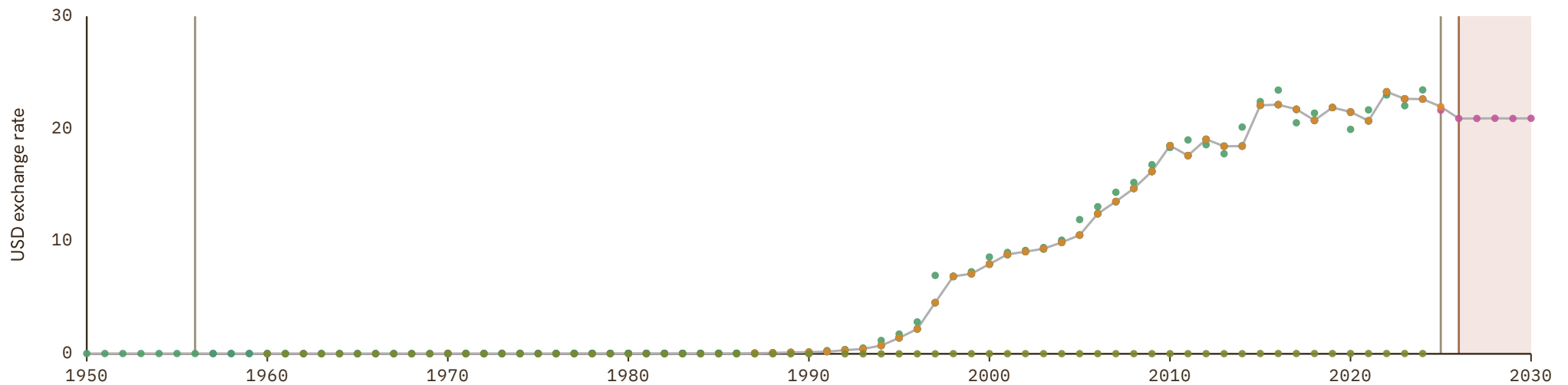
UNIT
1 USD in LC

1 Source composition

SOURCE	CODE	TIME SPAN	NOTES
International Monetary Fund (2025)	IMF IFS	1950 - 1956	Replacing using overlapping data in 1957.
Bank for Internl Settlements (2024)	BIS	1957 - 2024	Baseline source, overlaps with anchor year 2018.
World Bank (2026)	WB GEM	2025 - 2025	Replacing using overlapping data in 2026.
International Monetary Fund (2025) (forecasts)	IMF WEO forecast	2026 - 2030	Replacing using overlapping data in 2031.

2 Harmonised series

GMD forecast
 — GMD estimate
| Source change
● BIS
● IMF IFS
● IMF WEO
● IMF WEO forecast
● PWT
● UN
● WB GEM
● WDI



Saudi Arabia

COVERAGE
1952-2030

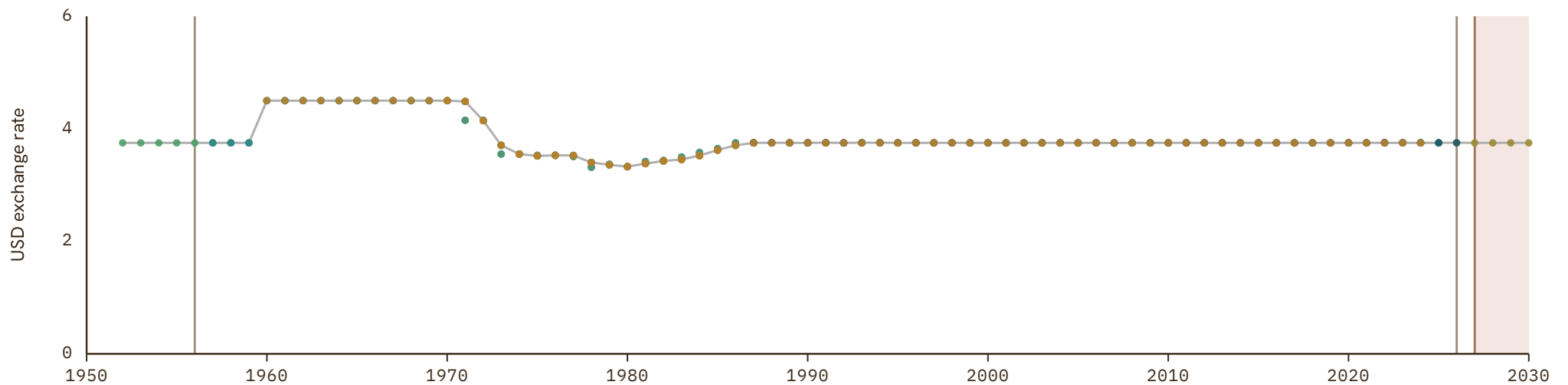
UNIT
1 USD in LC

1 Source composition

SOURCE	CODE	TIME SPAN	NOTES
International Monetary Fund (2025)	IMF IFS	1952 - 1956	Replacing using overlapping data in 1957.
Bank for Internl Settlements (2024)	BIS	1957 - 2025	Baseline source, overlaps with anchor year 2018.
World Bank (2026)	WB GEM	2026 - 2026	Replacing using overlapping data in 2027.
International Monetary Fund (2025) (forecasts)	IMF WEO forecast	2027 - 2030	Replacing using overlapping data in 2031.

2 Harmonised series

GMD forecast
 — GMD estimate
 | Source change
 ● AMF
 ● BIS
 ● IMF IFS
 ● IMF WEO
 ● IMF WEO forecast
 ● OECD KEI
 ● PWT
 ● UN
 ● WB GEM
 ● WDI



Senegal

COVERAGE
1903-2030

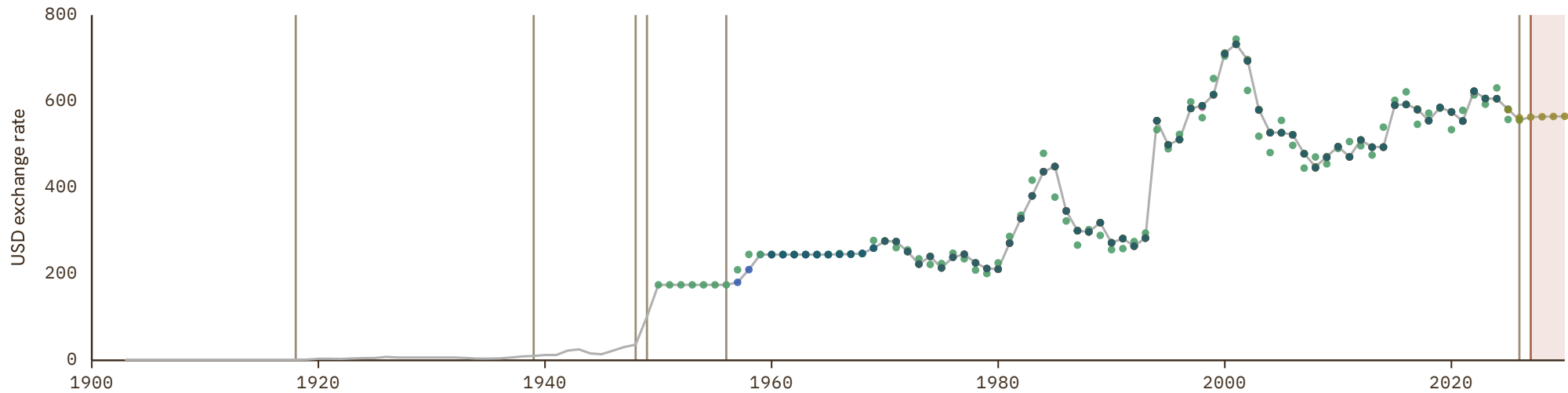
UNIT
1 USD in LC

1 Source composition

SOURCE	CODE	TIME SPAN	NOTES
Jordá et al. (2017)	JST	1903 - 1949	Replacing using overlapping data in 1950.
International Monetary Fund (2025)	IMF IFS	1950 - 1956	Replacing using overlapping data in 1957.
Bank for Internl Settlements (2024)	BIS	1957 - 2025	Baseline source, overlaps with anchor year 2018.
World Bank (2026)	WB GEM	2026 - 2026	Replacing using overlapping data in 2027.
International Monetary Fund (2025) (forecasts)	IMF WEO forecast	2027 - 2030	Replacing using overlapping data in 2031.

2 Harmonised series

GMD forecast
 — GMD estimate
 | Source change
 ● BIS
 ● BORDO
 ● IMF IFS
 ● IMF WEO
 ● IMF WEO forecast
 ● PWT
 ● UN
 ● WB GEM
 ● WDI



Serbia

COVERAGE
1990-2030

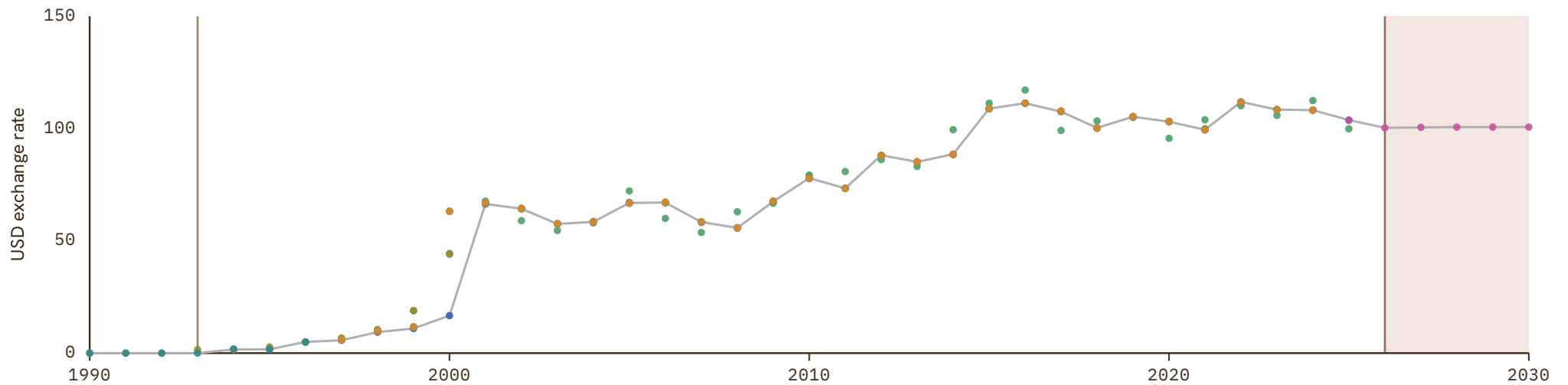
UNIT
1 USD in LC

1 Source composition

SOURCE	CODE	TIME SPAN	NOTES
United Nations (2024)	UN	1990 - 1993	Replacing using overlapping data in 1994.
Bank for Internl Settlements (2024)	BIS	1994 - 2025	Baseline source, overlaps with anchor year 2018.
International Monetary Fund (2025) (forecasts)	IMF WEO forecast	2026 - 2030	Replacing using overlapping data in 2031.

2 Harmonised series

GMD forecast
 — GMD estimate
 | Source change
 ● BIS
 ● IMF IFS
 ● IMF WEO
 ● IMF WEO forecast
 ● PWT
 ● UN
 ● WDI



Seychelles

COVERAGE
1950-2030

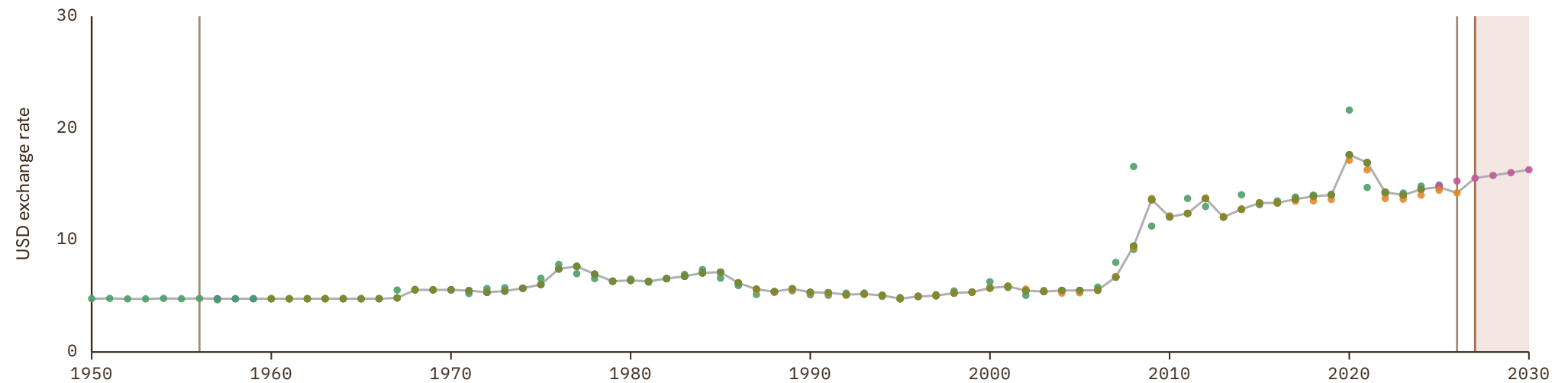
UNIT
1 USD in LC

1 Source composition

SOURCE	CODE	TIME SPAN	NOTES
International Monetary Fund (2025)	IMF IFS	1950 - 1956	Replacing using overlapping data in 1957.
Bank for Internl Settlements (2024)	BIS	1957 - 2025	Baseline source, overlaps with anchor year 2018.
World Bank (2026)	WB GEM	2026 - 2026	Replacing using overlapping data in 2027.
International Monetary Fund (2025) (forecasts)	IMF WEO forecast	2027 - 2030	Replacing using overlapping data in 2031.

2 Harmonised series

GMD forecast
 — GMD estimate
 | Source change
 ● BIS
 ● IMF IFS
 ● IMF WEO
 ● IMF WEO forecast
 ● PWT
 ● UN
 ● WB GEM
 ● WDI



Sierra Leone

COVERAGE
1950–2030

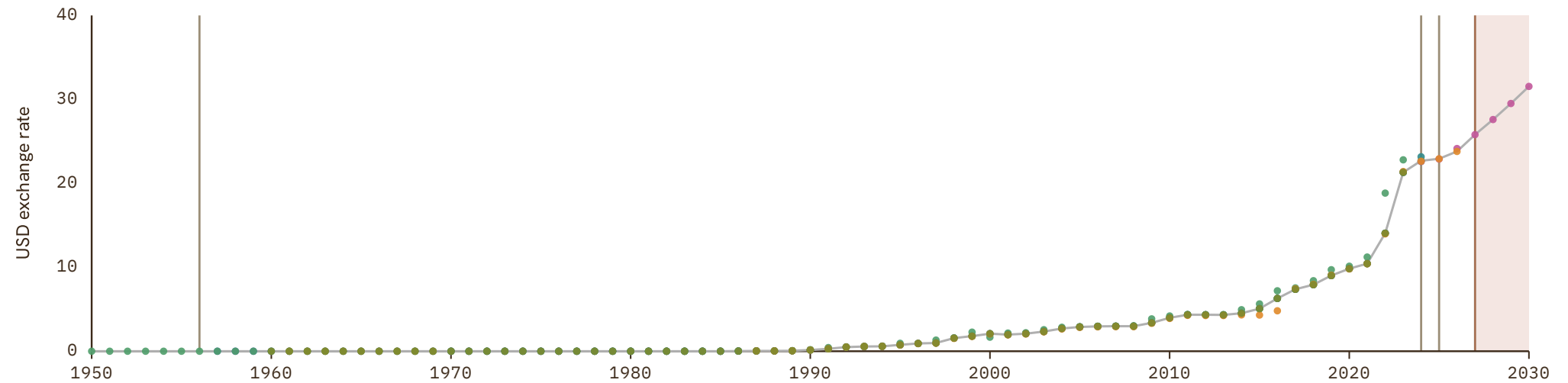
UNIT
1 USD in LC

1 Source composition

SOURCE	CODE	TIME SPAN	NOTES
International Monetary Fund (2025)	IMF IFS	1950 - 1956	Replacing using overlapping data in 1957.
Bank for Internl Settlements (2024)	BIS	1957 - 2023	Baseline source, overlaps with anchor year 2018.
International Monetary Fund (2025)	IMF IFS	2024 - 2024	Replacing using overlapping data in 2025.
World Bank (2026)	WB GEM	2025 - 2026	Replacing using overlapping data in 2027.
International Monetary Fund (2025) (forecasts)	IMF WEO forecast	2027 - 2030	Replacing using overlapping data in 2031.

2 Harmonised series

GMD forecast
 — GMD estimate
 | Source change
 ● BIS
 ● IMF IFS
 ● IMF WEO
 ● IMF WEO forecast
 ● PWT
 ● UN
 ● WB GEM
 ● WDI



Singapore

COVERAGE
1950–2030

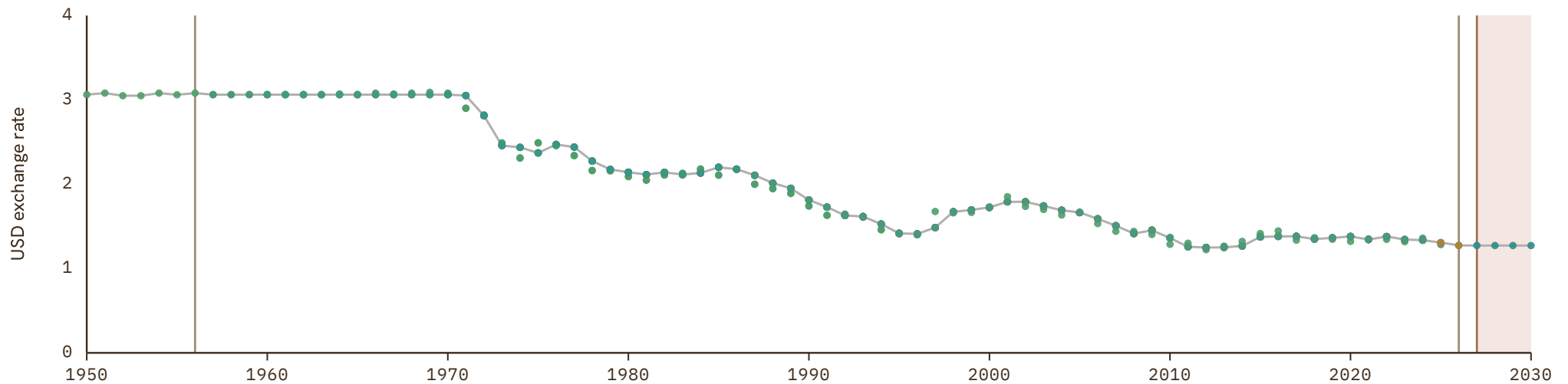
UNIT
1 USD in LC

1 Source composition

SOURCE	CODE	TIME SPAN	NOTES
International Monetary Fund (2025)	IMF IFS	1950 - 1956	Replacing using overlapping data in 1957.
Bank for Internl Settlements (2024)	BIS	1957 - 2025	Baseline source, overlaps with anchor year 2018.
World Bank (2026)	WB GEM	2026 - 2026	Replacing using overlapping data in 2027.
International Monetary Fund (2025) (forecasts)	IMF WEO forecast	2027 - 2030	Replacing using overlapping data in 2031.

2 Harmonised series

GMD forecast
 — GMD estimate
 | Source change
 ● ADB
 ● BIS
 ● BORDO
 ● IMF IFS
 ● IMF WEO
 ● IMF WEO forecast
 ● MW
 ● PWT
 ● UN
 ● WB GEM
 ● WDI



Slovakia

COVERAGE
1990–2030

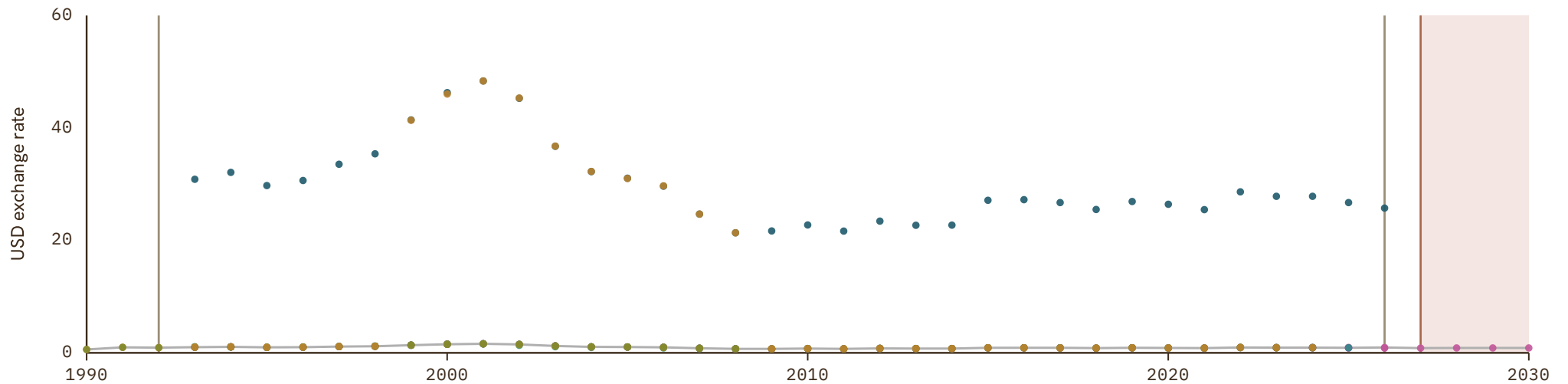
UNIT
1 USD in LC

1 Source composition

SOURCE	CODE	TIME SPAN	NOTES
United Nations (2024)	UN	1990 - 1992	Replacing using overlapping data in 1993.
Bank for Internl Settlements (2024)	BIS	1993 - 2025	Baseline source, overlaps with anchor year 2018.
OECD (2024)	OECD EO	2026 - 2026	Replacing using overlapping data in 2027.
International Monetary Fund (2025) (forecasts)	IMF WEO forecast	2027 - 2030	Replacing using overlapping data in 2031.

2 Harmonised series

■ GMD forecast
 — GMD estimate
 Source change
 ● BIS
 ● IMF IFS
 ● IMF WEO
 ● IMF WEO forecast
 ● OECD EO
 ● OECD KEI
 ● PWT
 ● UN
 ● WB GEM
 ● WDI



Slovenia

COVERAGE
1990–2030

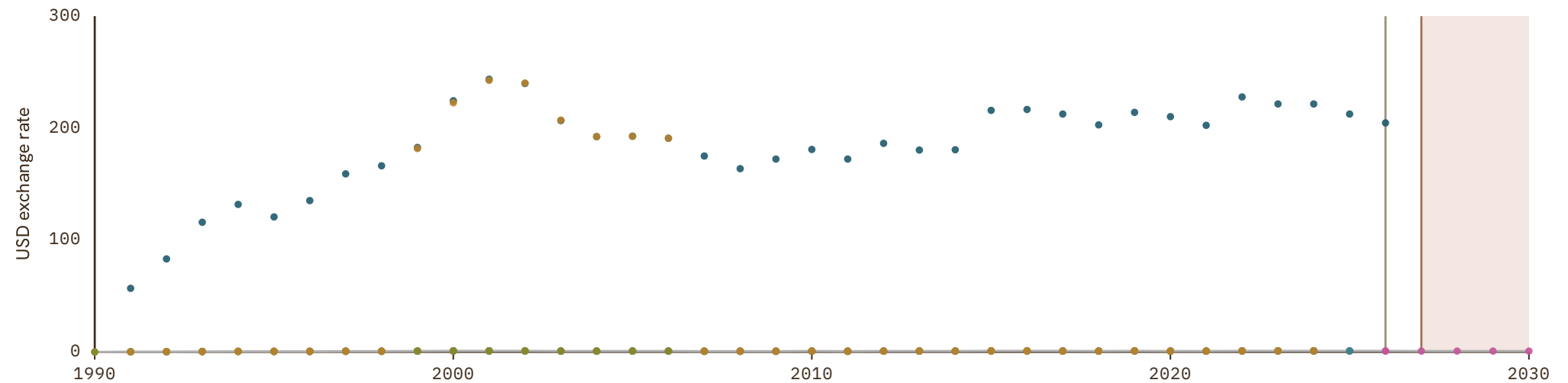
UNIT
1 USD in LC

1 Source composition

SOURCE	CODE	TIME SPAN	NOTES
United Nations (2024)	UN	1990 - 1990	Replacing using overlapping data in 1991.
Bank for Internl Settlements (2024)	BIS	1991 - 2025	Baseline source, overlaps with anchor year 2018.
OECD (2024)	OECD EO	2026 - 2026	Replacing using overlapping data in 2027.
International Monetary Fund (2025) (forecasts)	IMF WEO forecast	2027 - 2030	Replacing using overlapping data in 2031.

2 Harmonised series

GMD forecast
 GMD estimate
 Source change
● BIS
● IMF IFS
● IMF WEO
● IMF WEO forecast
● OECD EO
● OECD KEI
● PWT
● UN
● WB GEM
● WDI



Somalia

COVERAGE
1950–2024

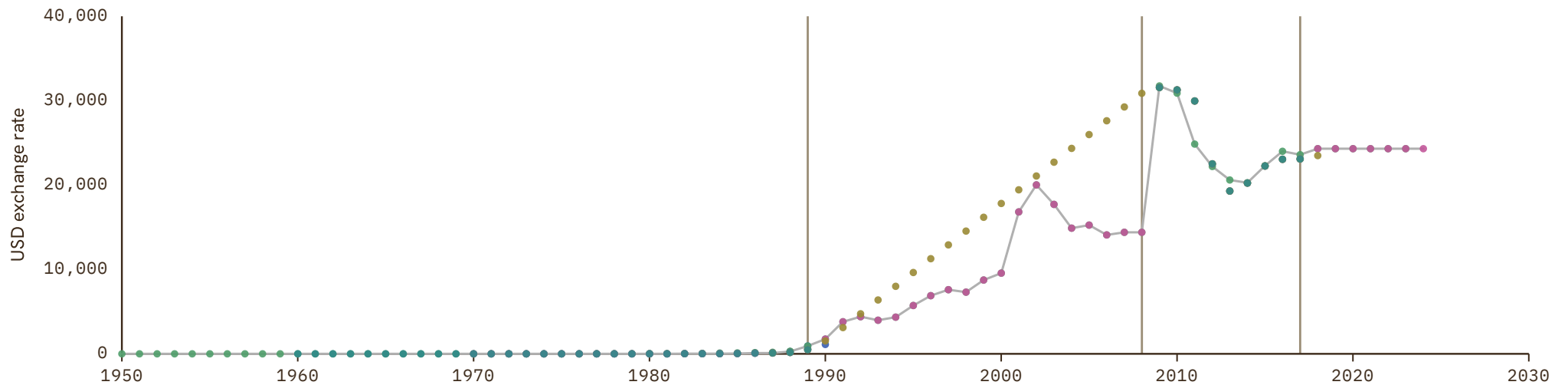
UNIT
1 USD in LC

1 Source composition

SOURCE	CODE	TIME SPAN	NOTES
International Monetary Fund (2025)	IMF IFS	1950 - 1989	Replacing using overlapping data in 1990.
United Nations (2024)	UN	1990 - 2008	Replacing using overlapping data in 2009.
International Monetary Fund (2025)	IMF IFS	2009 - 2017	Replacing using overlapping data in 2018.
United Nations (2024)	UN	2018 - 2024	Baseline source, overlaps with anchor year 2018.

2 Harmonised series

— GMD estimate | Source change ● AMF ● IMF IFS ● PWT ● UN ● WB GEM ● WDI



South Africa

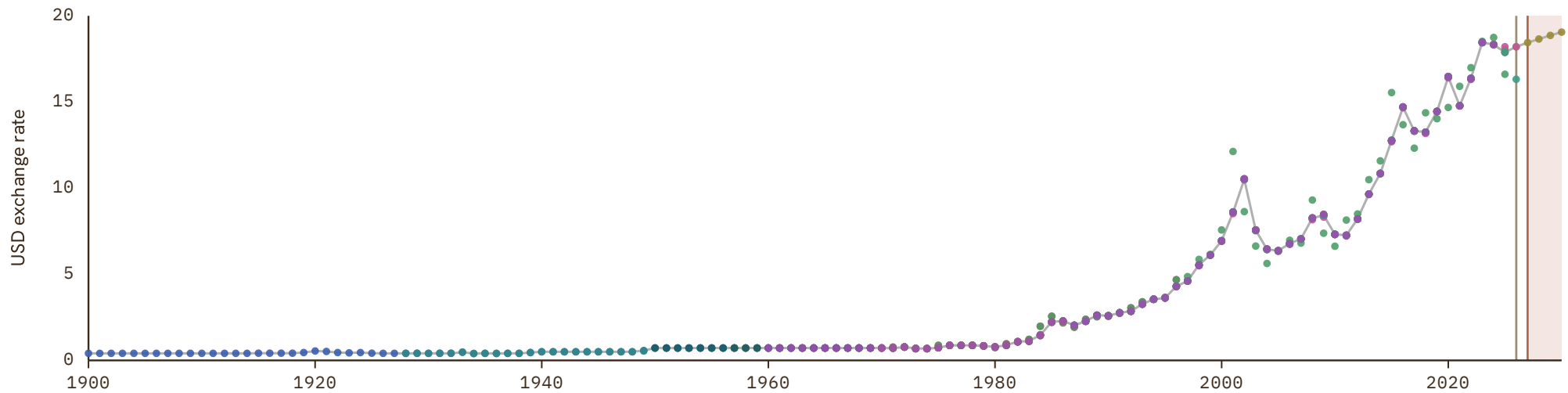
COVERAGE
1900–2030

UNIT
1 USD in LC

1 Source composition

SOURCE	CODE	TIME SPAN	NOTES
Bank for Internl Settlements (2024)	BIS	1900 - 2025	Baseline source, overlaps with anchor year 2018.
OECD (2024)	OECD EO	2026 - 2026	Replacing using overlapping data in 2027.
International Monetary Fund (2025) (forecasts)	IMF WEO forecast	2027 - 2030	Replacing using overlapping data in 2031.

2 Harmonised series



South Korea

COVERAGE
1857-2030

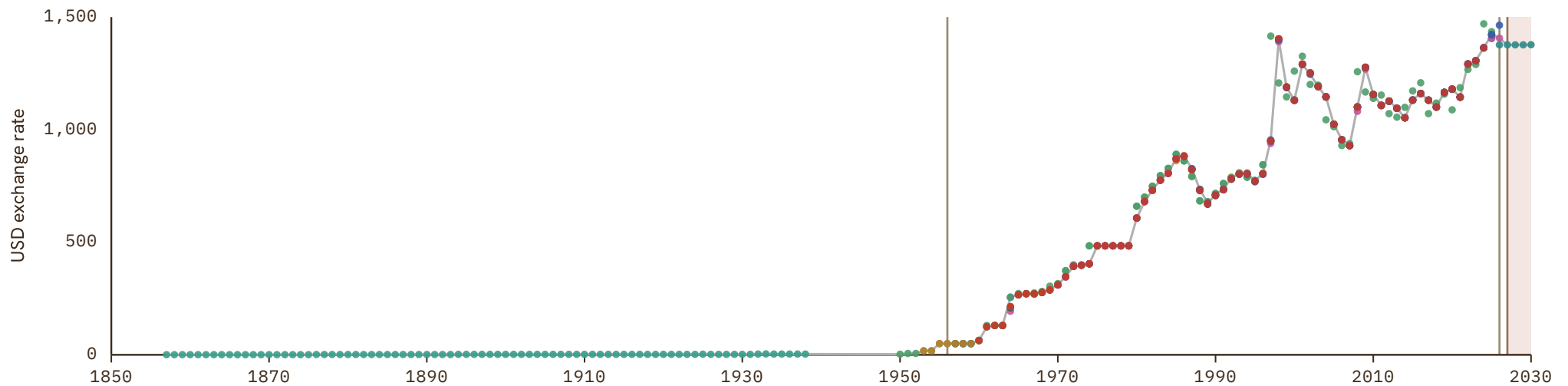
UNIT
1 USD in LC

1 Source composition

SOURCE	CODE	TIME SPAN	NOTES
Federico et al. (2019)	Tena	1857 - 1949	Replacing using overlapping data in 1950.
International Monetary Fund (2025)	IMF IFS	1950 - 1956	Replacing using overlapping data in 1957.
Bank for Internl Settlements (2024)	BIS	1957 - 2025	Baseline source, overlaps with anchor year 2018.
OECD (2024)	OECD EO	2026 - 2026	Replacing using overlapping data in 2027.
International Monetary Fund (2025) (forecasts)	IMF WEO forecast	2027 - 2030	Replacing using overlapping data in 2031.

2 Harmonised series

GMD forecast
 GMD estimate
 Source change
 ● ADB
 ● BIS
 ● BORDO
 ● IMF IFS
 ● IMF WEO
 ● IMF WEO forecast
 ● MW
 ● OECD EO
 ● OECD KEI
 ● PWT
 ● Tena
 ● UN
 ● WB GEM
 ● WDI



South Sudan

COVERAGE
2008-2030

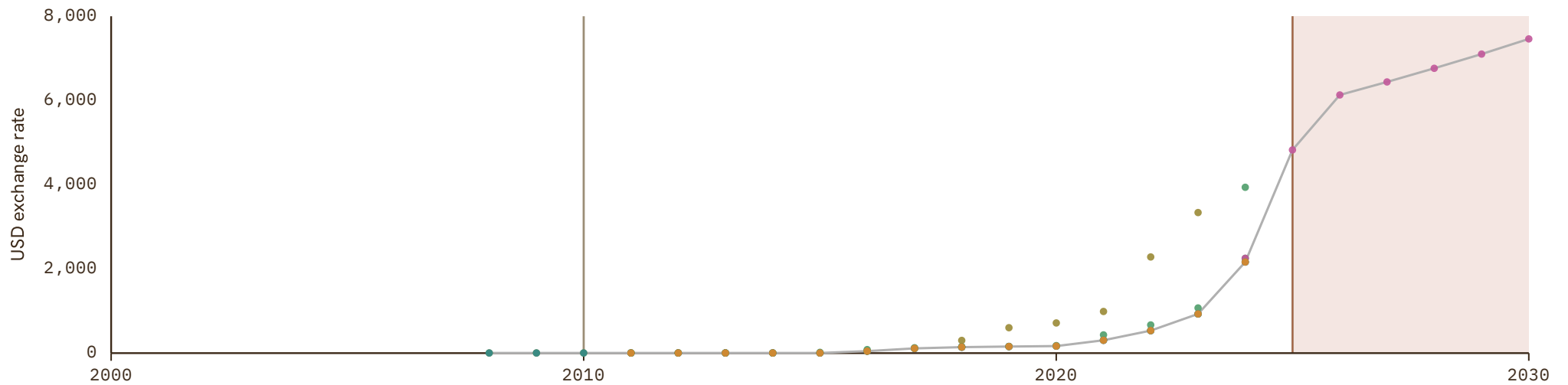
UNIT
1 USD in LC

1 Source composition

SOURCE	CODE	TIME SPAN	NOTES
United Nations (2024)	UN	2008 - 2010	Replacing using overlapping data in 2011.
Bank for Internl Settlements (2024)	BIS	2011 - 2024	Baseline source, overlaps with anchor year 2018.
International Monetary Fund (2025) (forecasts)	IMF WEO forecast	2025 - 2030	Replacing using overlapping data in 2031.

2 Harmonised series

GMD forecast
 — GMD estimate
 | Source change
 ● BIS
 ● IMF IFS
 ● IMF WEO
 ● IMF WEO forecast
 ● PWT
 ● UN
 ● WDI



Soviet Union

COVERAGE
1959–1995

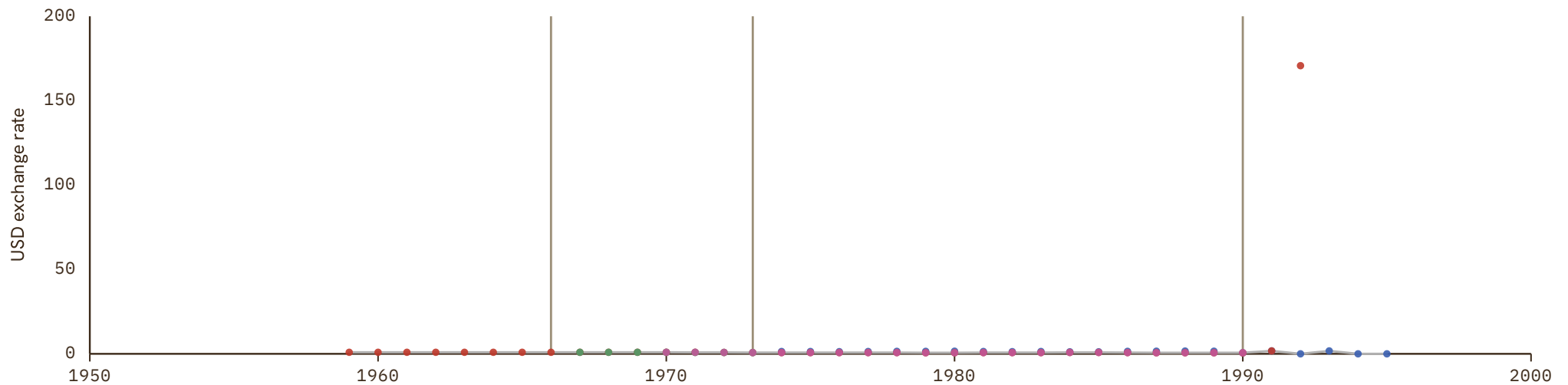
UNIT
1 USD in LC

1 Source composition

SOURCE	CODE	TIME SPAN	NOTES
Banushi et al. (2024)	COMECON	1959 - 1966	Replacing using overlapping data in 1967.
International Monetary Fund (2025)	IMF IFS	1967 - 1973	Replacing using overlapping data in 1974.
United Nations (2024)	UN	1974 - 1990	Replacing using overlapping data in 1991.
Banca d'Italia (2024)	BIT	1991 - 1995	Replacing using overlapping data in 1996.

2 Harmonised series

— GMD estimate | Source change ● BIT ● COMECON ● IMF IFS ● UN



Spain

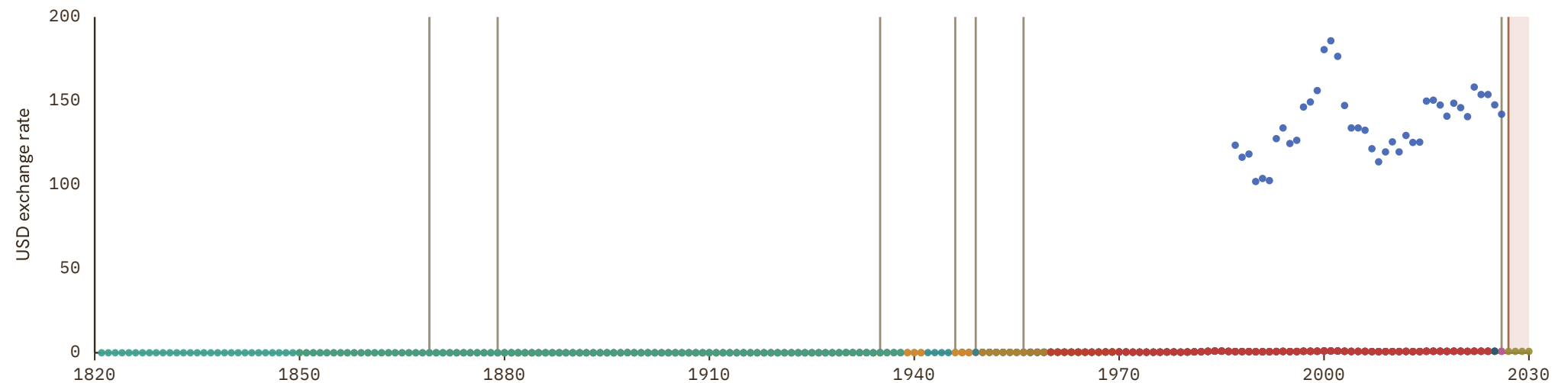
COVERAGE
1821-2030

UNIT
1 USD in LC

1 Source composition

SOURCE	CODE	TIME SPAN	NOTES
Federico et al. (2019)	Tena	1821 - 1869	Replacing using overlapping data in 1870.
Jordá et al. (2017)	JST	1870 - 1879	Replacing using overlapping data in 1880.
Michael Bordo et al. (2001)	BORDO	1880 - 1935	Replacing using overlapping data in 1936.
Jordá et al. (2017)	JST	1936 - 1946	Replacing using overlapping data in 1947.
Michael Bordo et al. (2001)	BORDO	1947 - 1949	Replacing using overlapping data in 1950.
International Monetary Fund (2025)	IMF IFS	1950 - 1956	Replacing using overlapping data in 1957.
Bank for Internl Settlements (2024)	BIS	1957 - 2025	Baseline source, overlaps with anchor year 2018.
OECD (2024)	OECD EO	2026 - 2026	Replacing using overlapping data in 2027.
International Monetary Fund (2025) (forecasts)	IMF WEO forecast	2027 - 2030	Replacing using overlapping data in 2031.

2 Harmonised series



Sri Lanka

COVERAGE
1950–2026

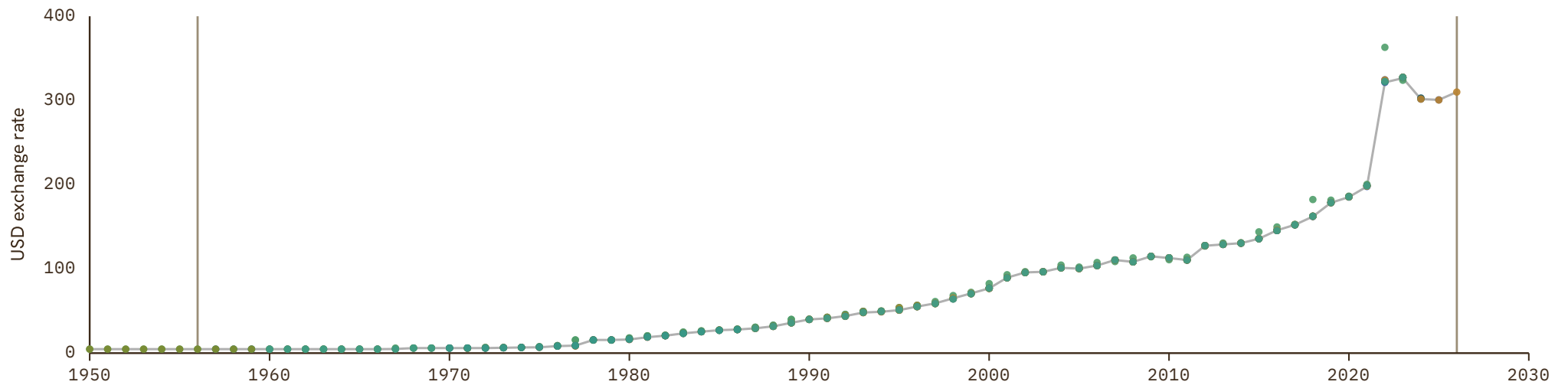
UNIT
1 USD in LC

1 Source composition

SOURCE	CODE	TIME SPAN	NOTES
International Monetary Fund (2025)	IMF IFS	1950 - 1956	Replacing using overlapping data in 1957.
Bank for Internl Settlements (2024)	BIS	1957 - 2025	Baseline source, overlaps with anchor year 2018.
World Bank (2026)	WB GEM	2026 - 2026	Replacing using overlapping data in 2027.

2 Harmonised series

— GMD estimate
 | Source change
 ● ADB
 ● BIS
 ● BORDO
 ● IMF IFS
 ● IMF WEO
 ● IMF WEO forecast
 ● MW
 ● PWT
 ● UN
 ● WB GEM
 ● WDI



Sudan

COVERAGE
1950–2030

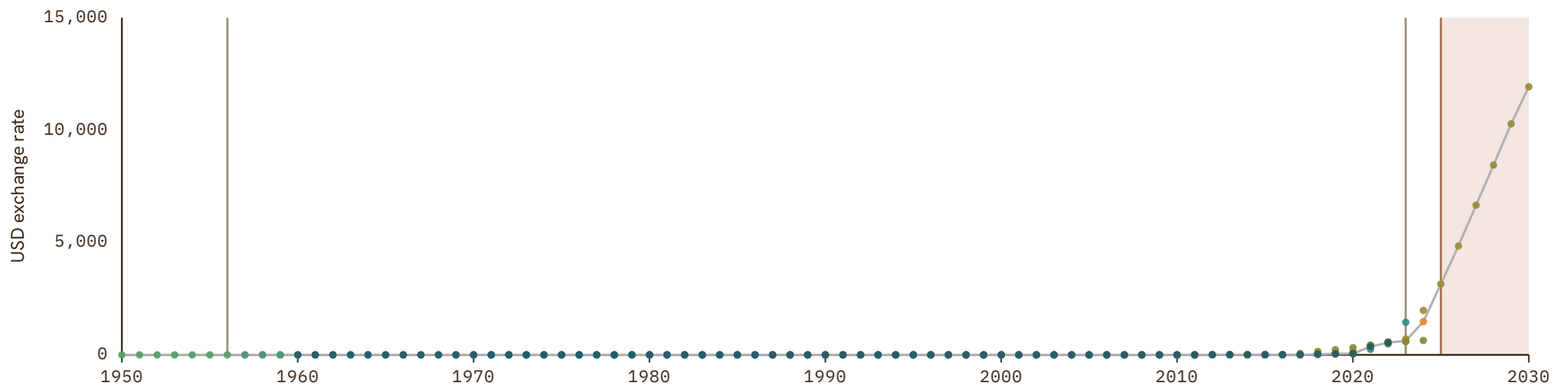
UNIT
1 USD in LC

1 Source composition

SOURCE	CODE	TIME SPAN	NOTES
International Monetary Fund (2025)	IMF IFS	1950 - 1956	Replacing using overlapping data in 1957.
Bank for Internl Settlements (2024)	BIS	1957 - 2022	Baseline source, overlaps with anchor year 2018.
United Nations (2024)	UN	2023 - 2024	Replacing using overlapping data in 2025.
International Monetary Fund (2025) (forecasts)	IMF WEO forecast	2025 - 2030	Replacing using overlapping data in 2031.

2 Harmonised series

GMD forecast
 — GMD estimate
 | Source change
 ● AMF
 ● BIS
 ● IMF IFS
 ● IMF WEO
 ● IMF WEO forecast
 ● PWT
 ● UN
 ● WB GEM
 ● WDI



Suriname

COVERAGE
1950–2030

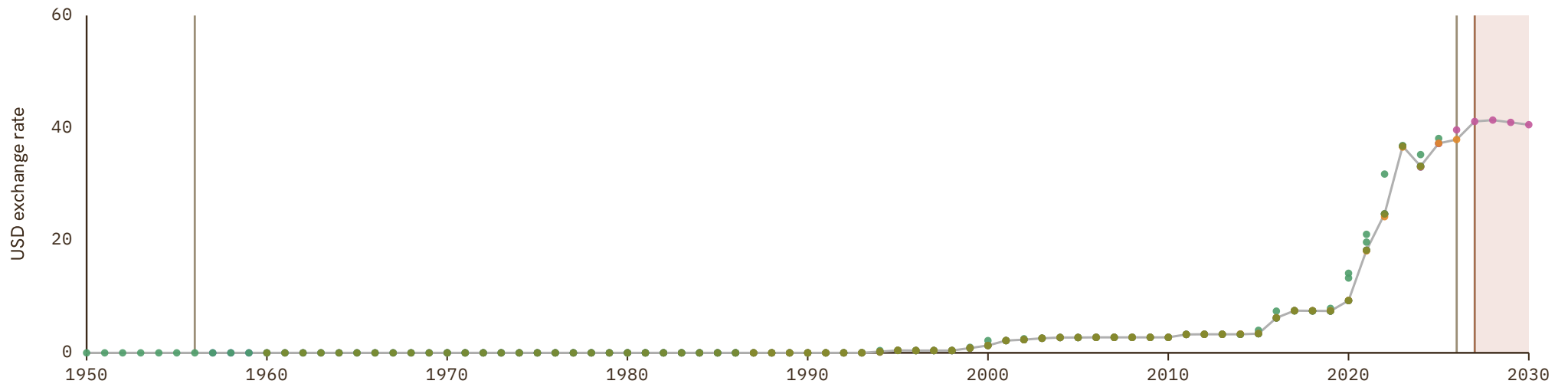
UNIT
1 USD in LC

1 Source composition

SOURCE	CODE	TIME SPAN	NOTES
International Monetary Fund (2025)	IMF IFS	1950 - 1956	Replacing using overlapping data in 1957.
Bank for Internl Settlements (2024)	BIS	1957 - 2025	Baseline source, overlaps with anchor year 2018.
World Bank (2026)	WB GEM	2026 - 2026	Replacing using overlapping data in 2027.
International Monetary Fund (2025) (forecasts)	IMF WEO forecast	2027 - 2030	Replacing using overlapping data in 2031.

2 Harmonised series

GMD forecast
 — GMD estimate
 | Source change
 ● BIS
 ● IMF IFS
 ● IMF WEO
 ● IMF WEO forecast
 ● PWT
 ● UN
 ● WB GEM
 ● WDI



Sweden

COVERAGE
1800–2030

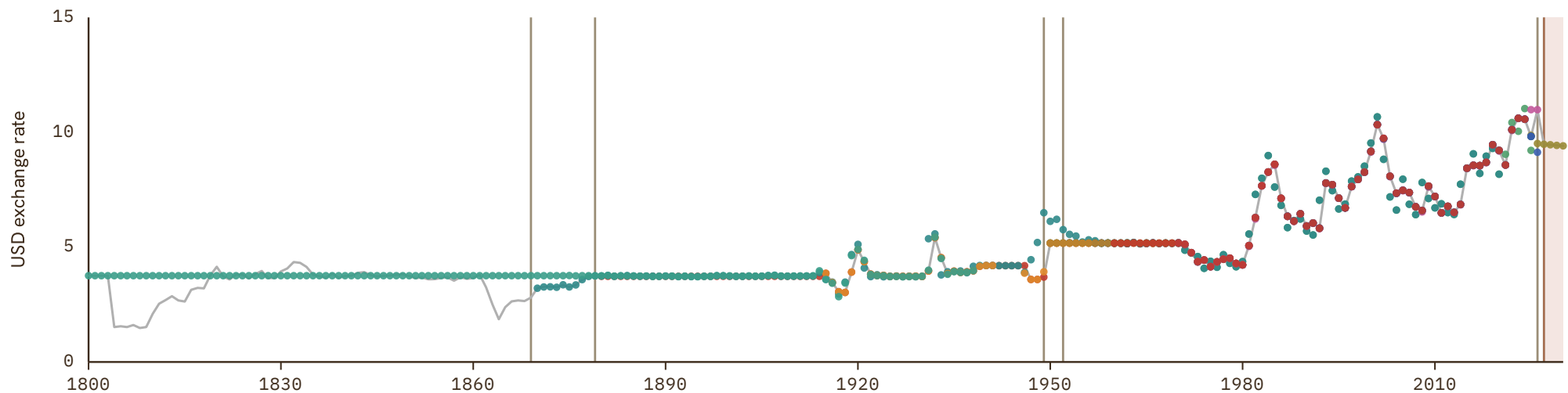
UNIT
1 USD in LC

1 Source composition

SOURCE	CODE	TIME SPAN	NOTES
Federico et al. (2019)	Tena	1800 - 1803	Replacing using overlapping data in 1804.
Lobell	Lobell	1804 - 1914	Replacing using overlapping data in 1915.
Michael Bordo et al. (2001)	BORDO	1915 - 1949	Replacing using overlapping data in 1950.
International Monetary Fund (2025)	IMF IFS	1950 - 1952	Replacing using overlapping data in 1953.
Bank for Internl Settlements (2024)	BIS	1953 - 2025	Baseline source, overlaps with anchor year 2018.
OECD (2024)	OECD EO	2026 - 2026	Replacing using overlapping data in 2027.
International Monetary Fund (2025) (forecasts)	IMF WEO forecast	2027 - 2030	Replacing using overlapping data in 2031.

2 Harmonised series

GMD forecast
 GMD estimate
 Source change
 ● BIS
 ● BORDO
 ● IMF IFS
 ● IMF WEO
 ● IMF WEO forecast
 ● JST
 ● MW
 ● OECD EO
 ● OECD KEI
 ● PWT
 ● Tena
 ● UN
 ● WB GEM
 ● WDI



Switzerland

COVERAGE
1801-2030

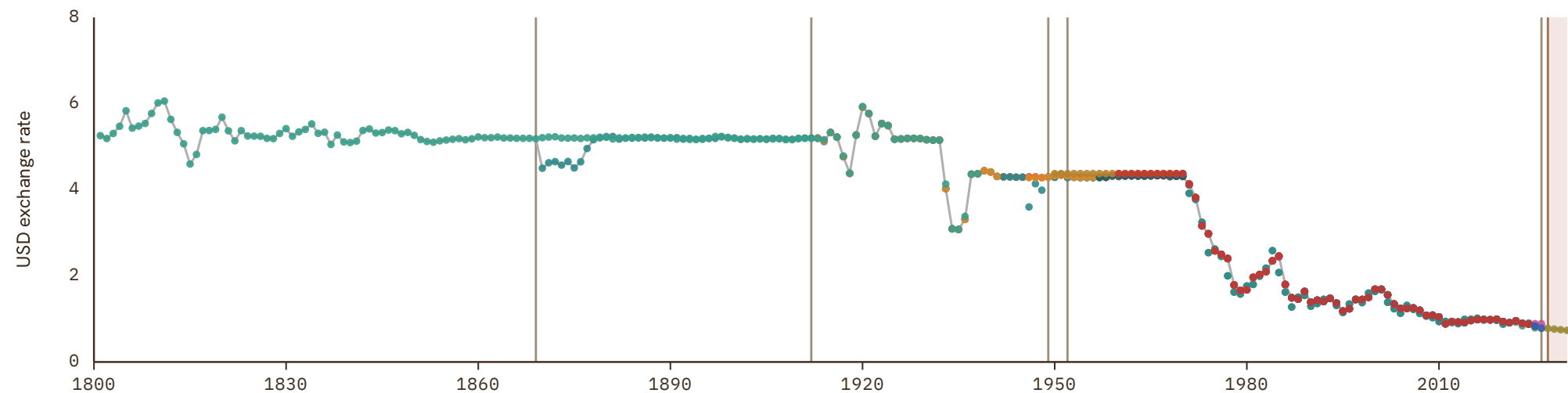
UNIT
1 USD in LC

1 Source composition

SOURCE	CODE	TIME SPAN	NOTES
Federico et al. (2019)	Tena	1801 - 1869	Replacing using overlapping data in 1870.
Jordá et al. (2017)	JST	1870 - 1912	Replacing using overlapping data in 1913.
Michael Bordo et al. (2001)	BORDO	1913 - 1949	Replacing using overlapping data in 1950.
International Monetary Fund (2025)	IMF IFS	1950 - 1952	Replacing using overlapping data in 1953.
Bank for Internl Settlements (2024)	BIS	1953 - 2025	Baseline source, overlaps with anchor year 2018.
OECD (2024)	OECD EO	2026 - 2026	Replacing using overlapping data in 2027.
International Monetary Fund (2025) (forecasts)	IMF WEO forecast	2027 - 2030	Replacing using overlapping data in 2031.

2 Harmonised series

GMD forecast
 GMD estimate
 Source change
 ● BIS
 ● BORDO
 ● IMF IFS
 ● IMF WEO
 ● IMF WEO forecast
 ● JST
 ● MW
 ● OECD EO
 ● OECD KEI
 ● PWT
 ● Tena
 ● UN
 ● WB GEM
 ● WDI



Syria

COVERAGE
1950–2024

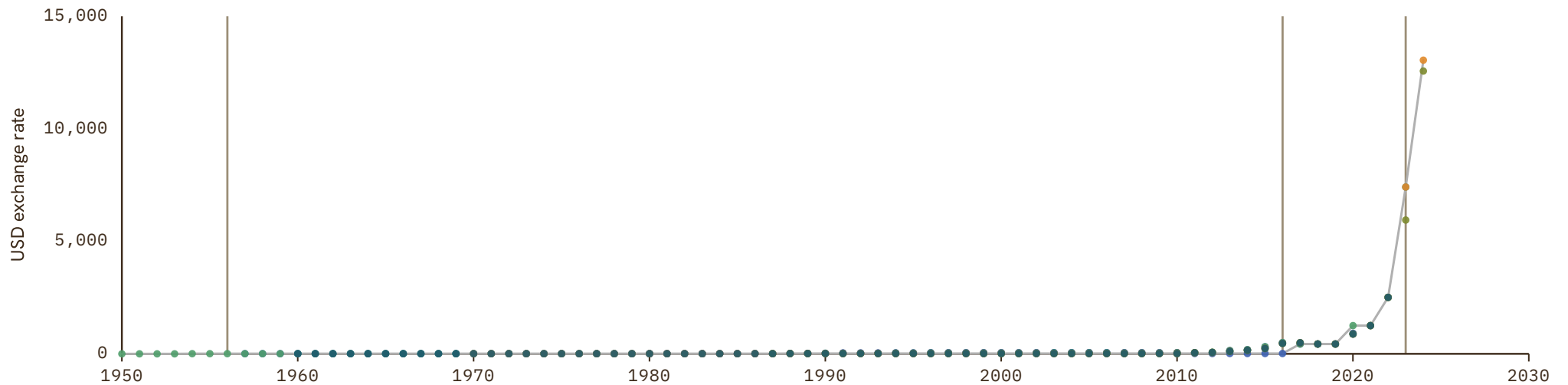
UNIT
1 USD in LC

1 Source composition

SOURCE	CODE	TIME SPAN	NOTES
International Monetary Fund (2025)	IMF IFS	1950 - 1956	Replacing using overlapping data in 1957.
Bank for Internl Settlements (2024)	BIS	1957 - 2016	Replacing using overlapping data in 2017.
International Monetary Fund (2025)	IMF IFS	2017 - 2022	Baseline source, overlaps with anchor year 2018.
United Nations (2024)	UN	2023 - 2024	Replacing using overlapping data in 2025.

2 Harmonised series

— GMD estimate | Source change ● AMF ● BIS ● IMF IFS ● IMF WEO ● IMF WEO forecast ● PWT ● UN ● WB GEM ● WDI



Taiwan

COVERAGE
1860-2030

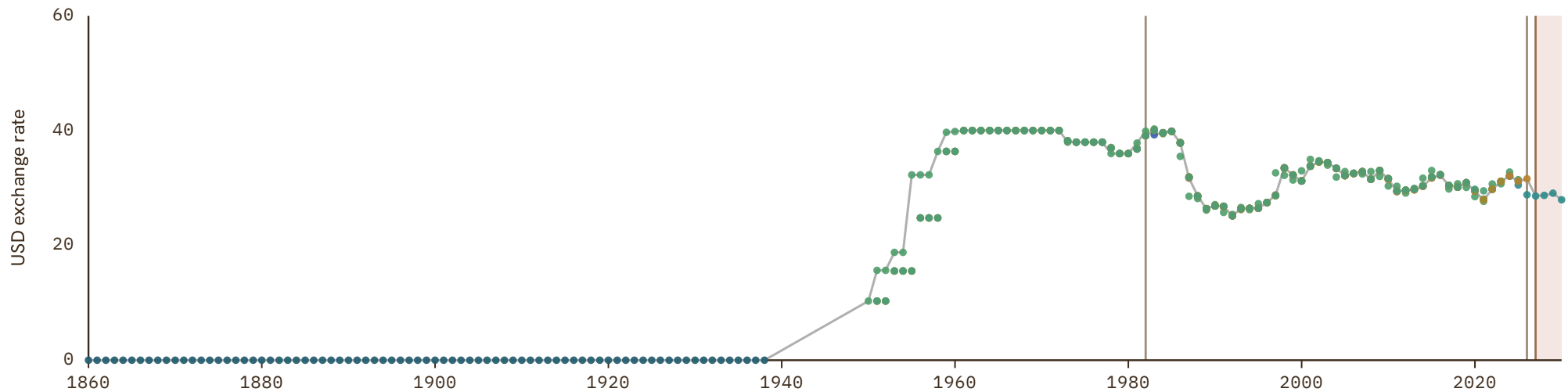
UNIT
1 USD in LC

1 Source composition

SOURCE	CODE	TIME SPAN	NOTES
Federico et al. (2019)	Tena	1860 - 1949	Replacing using overlapping data in 1950.
International Monetary Fund (2025)	IMF IFS	1950 - 1982	Replacing using overlapping data in 1983.
Bank for Internl Settlements (2024)	BIS	1983 - 2025	Baseline source, overlaps with anchor year 2018.
World Bank (2026)	WB GEM	2026 - 2026	Replacing using overlapping data in 2027.
International Monetary Fund (2025) (forecasts)	IMF WEO forecast	2027 - 2030	Replacing using overlapping data in 2031.

2 Harmonised series

GMD forecast
 GMD estimate
 Source change
 ● ADB
 ● BIS
 ● BORDO
 ● IMF IFS
 ● IMF WEO
 ● IMF WEO forecast
 ● MW
 ● PWT
 ● Tena
 ● WB GEM
 ● CS2
 ● CS1



Tajikistan

COVERAGE
1990-2030

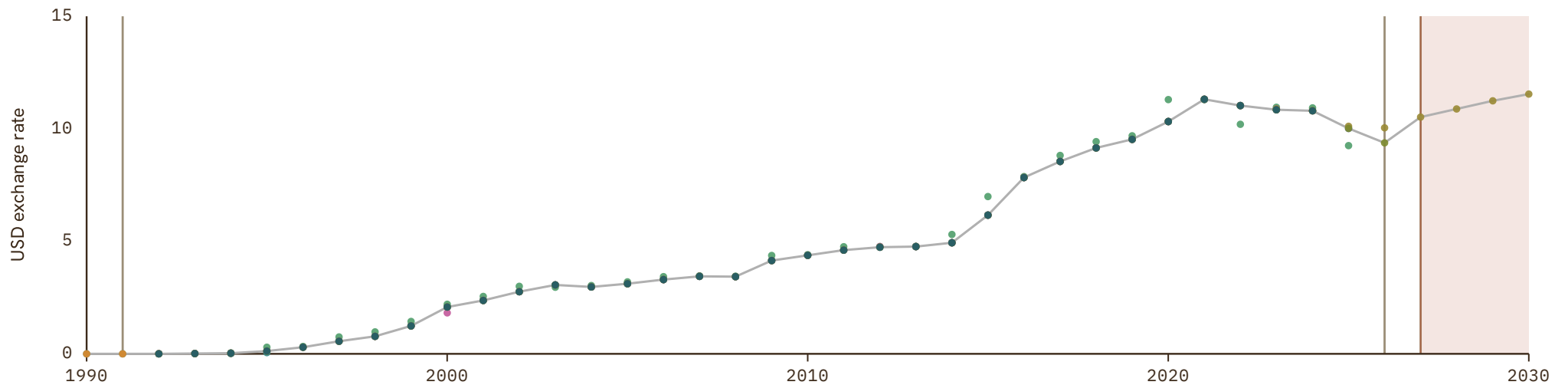
UNIT
1 USD in LC

1 Source composition

SOURCE	CODE	TIME SPAN	NOTES
United Nations (2024)	UN	1990 - 1991	Replacing using overlapping data in 1992.
Bank for Internl Settlements (2024)	BIS	1992 - 2025	Baseline source, overlaps with anchor year 2018.
World Bank (2026)	WB GEM	2026 - 2026	Replacing using overlapping data in 2027.
International Monetary Fund (2025) (forecasts)	IMF WEO forecast	2027 - 2030	Replacing using overlapping data in 2031.

2 Harmonised series

GMD forecast
 — GMD estimate
 | Source change
 ● ADB
 ● BIS
 ● IMF IFS
 ● IMF WEO
 ● IMF WEO forecast
 ● PWT
 ● UN
 ● WB GEM
 ● WDI



Tanzania

COVERAGE
1950–2030

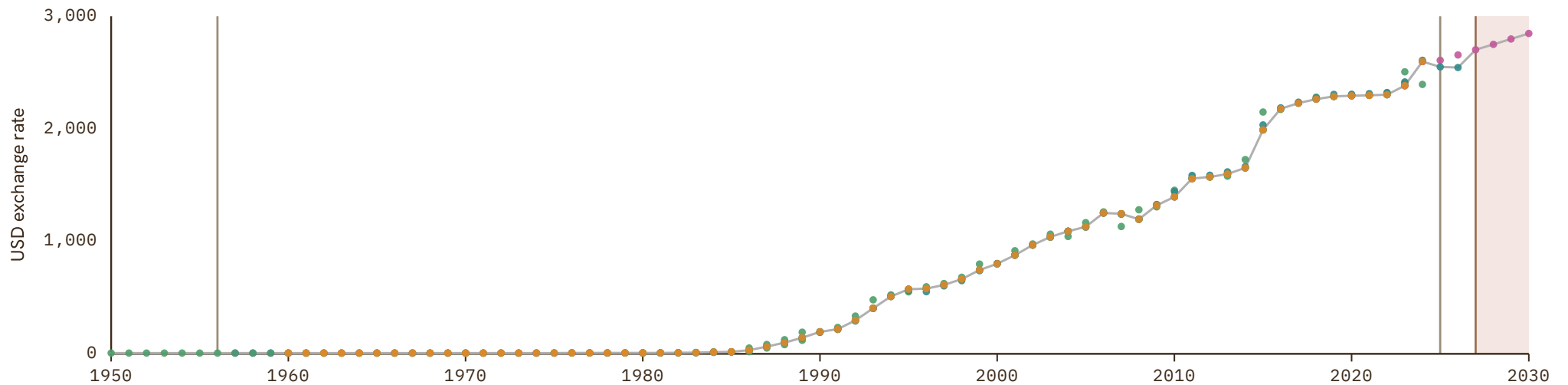
UNIT
1 USD in LC

1 Source composition

SOURCE	CODE	TIME SPAN	NOTES
International Monetary Fund (2025)	IMF IFS	1950 - 1956	Replacing using overlapping data in 1957.
Bank for Internl Settlements (2024)	BIS	1957 - 2024	Baseline source, overlaps with anchor year 2018.
World Bank (2026)	WB GEM	2025 - 2026	Replacing using overlapping data in 2027.
International Monetary Fund (2025) (forecasts)	IMF WEO forecast	2027 - 2030	Replacing using overlapping data in 2031.

2 Harmonised series

GMD forecast
 — GMD estimate
 | Source change
 ● BIS
 ● IMF IFS
 ● IMF WEO
 ● IMF WEO forecast
 ● PWT
 ● WB GEM
 ● WDI



Thailand

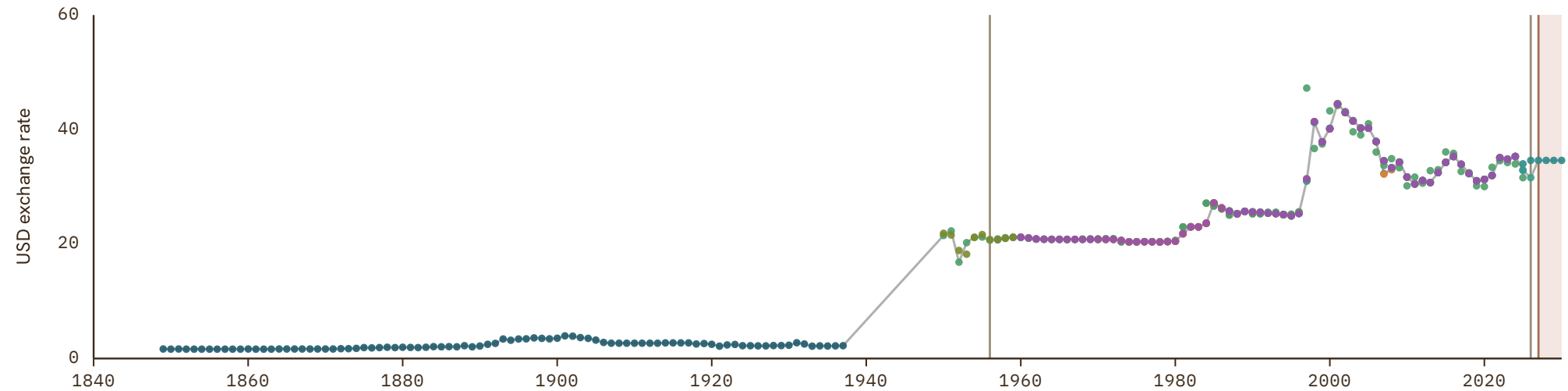
COVERAGE
1849–2030

UNIT
1 USD in LC

1 Source composition

SOURCE	CODE	TIME SPAN	NOTES
Federico et al. (2019)	Tena	1849 - 1949	Replacing using overlapping data in 1950.
International Monetary Fund (2025)	IMF IFS	1950 - 1956	Replacing using overlapping data in 1957.
Bank for Internl Settlements (2024)	BIS	1957 - 2025	Baseline source, overlaps with anchor year 2018.
World Bank (2026)	WB GEM	2026 - 2026	Replacing using overlapping data in 2027.
International Monetary Fund (2025) (forecasts)	IMF WEO forecast	2027 - 2030	Replacing using overlapping data in 2031.

2 Harmonised series



Timor-Leste

COVERAGE
1940-2030

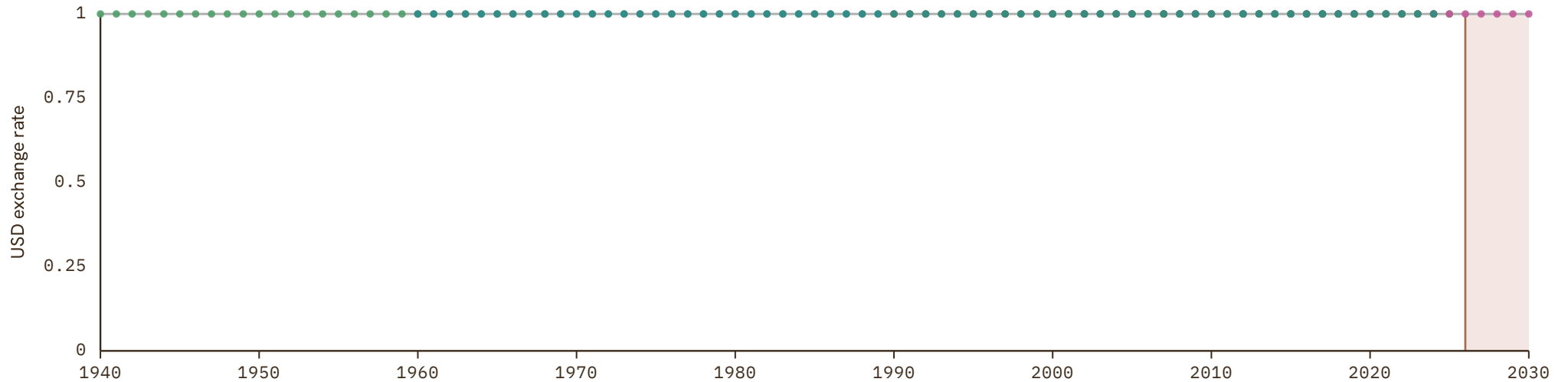
UNIT
1 USD in LC

1 Source composition

SOURCE	CODE	TIME SPAN	NOTES
International Monetary Fund (2025)	IMF IFS	1940 - 2025	Baseline source, overlaps with anchor year 2018.
International Monetary Fund (2025) (forecasts)	IMF WEO forecast	2026 - 2030	Replacing using overlapping data in 2031.

2 Harmonised series

GMD forecast
 — GMD estimate
| Source change
● ADB
● IMF IFS
● IMF WEO
● IMF WEO forecast
● UN
● WDI



Togo

COVERAGE
1903-2030

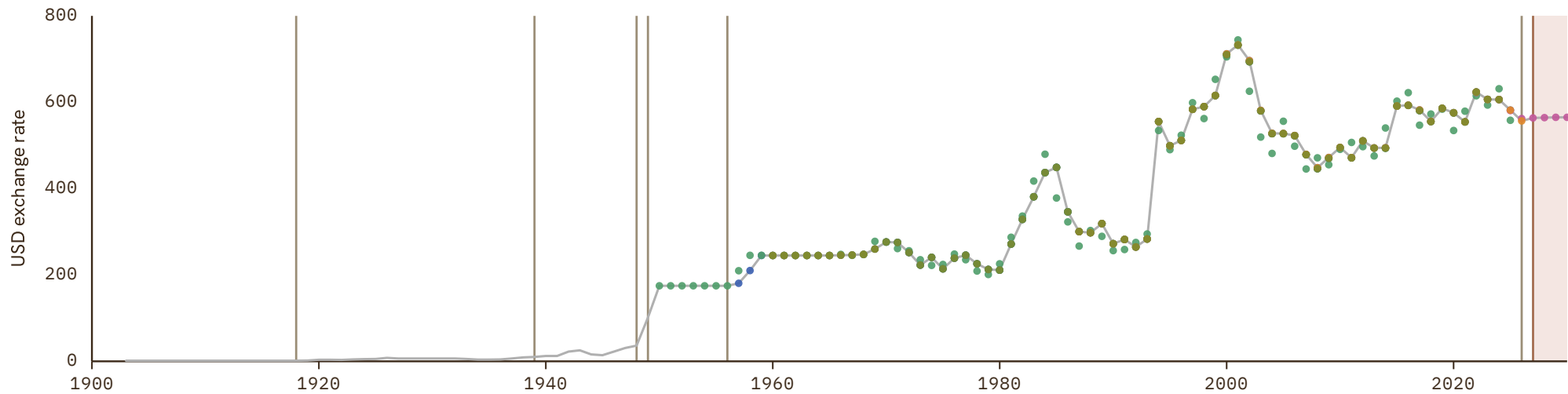
UNIT
1 USD in LC

1 Source composition

SOURCE	CODE	TIME SPAN	NOTES
Jordá et al. (2017)	JST	1903 - 1949	Replacing using overlapping data in 1950.
International Monetary Fund (2025)	IMF IFS	1950 - 1956	Replacing using overlapping data in 1957.
Bank for Internl Settlements (2024)	BIS	1957 - 2025	Baseline source, overlaps with anchor year 2018.
World Bank (2026)	WB GEM	2026 - 2026	Replacing using overlapping data in 2027.
International Monetary Fund (2025) (forecasts)	IMF WEO forecast	2027 - 2030	Replacing using overlapping data in 2031.

2 Harmonised series

GMD forecast
 — GMD estimate
 | Source change
 ● BIS
 ● IMF IFS
 ● IMF WEO
 ● IMF WEO forecast
 ● PWT
 ● UN
 ● WB GEM
 ● WDI



Trinidad and Tobago

COVERAGE
1950–2030

UNIT
1 USD in LC

1 Source composition

SOURCE	CODE	TIME SPAN	NOTES
International Monetary Fund (2025)	IMF IFS	1950 - 1956	Replacing using overlapping data in 1957.
Bank for Internl Settlements (2024)	BIS	1957 - 2025	Baseline source, overlaps with anchor year 2018.
World Bank (2026)	WB GEM	2026 - 2026	Replacing using overlapping data in 2027.
International Monetary Fund (2025) (forecasts)	IMF WEO forecast	2027 - 2030	Replacing using overlapping data in 2031.

2 Harmonised series

GMD forecast
 — GMD estimate
 | Source change
 ● BIS
 ● IMF IFS
 ● IMF WEO
 ● IMF WEO forecast
 ● PWT
 ● UN
 ● WB GEM
 ● WDI



Tunisia

COVERAGE
1950–2030

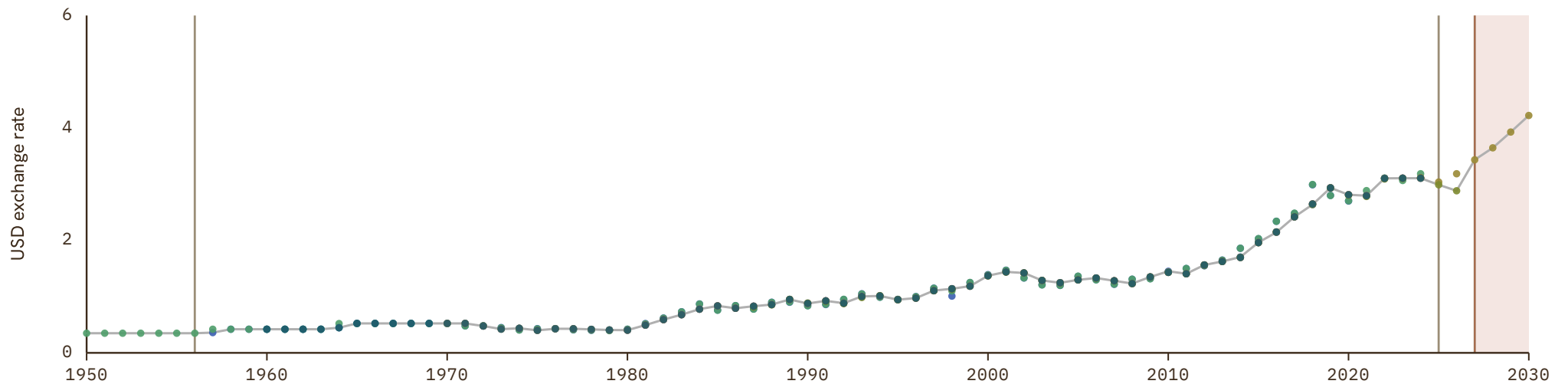
UNIT
1 USD in LC

1 Source composition

SOURCE	CODE	TIME SPAN	NOTES
International Monetary Fund (2025)	IMF IFS	1950 - 1956	Replacing using overlapping data in 1957.
Bank for Internl Settlements (2024)	BIS	1957 - 2024	Baseline source, overlaps with anchor year 2018.
World Bank (2026)	WB GEM	2025 - 2026	Replacing using overlapping data in 2027.
International Monetary Fund (2025) (forecasts)	IMF WEO forecast	2027 - 2030	Replacing using overlapping data in 2031.

2 Harmonised series

GMD forecast
 — GMD estimate
 | Source change
 ● AMF
 ● BIS
 ● IMF IFS
 ● IMF WEO
 ● IMF WEO forecast
 ● PWT
 ● UN
 ● WB GEM
 ● WDI



Turkey

COVERAGE
1800-2030

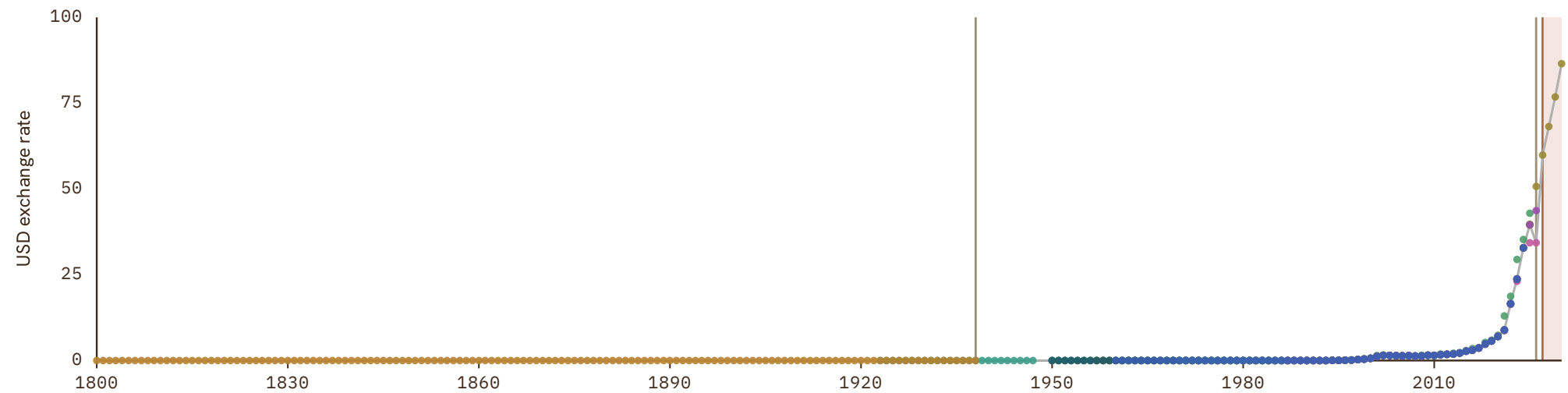
UNIT
1 USD in LC

1 Source composition

SOURCE	CODE	TIME SPAN	NOTES
Federico et al. (2019)	Tena	1800 - 1938	Replacing using overlapping data in 1939.
National Bank of Serbia (2024)	NBS	1939 - 1949	Replacing using overlapping data in 1950.
Bank for Internl Settlements (2024)	BIS	1950 - 2025	Baseline source, overlaps with anchor year 2018.
OECD (2024)	OECD EO	2026 - 2026	Replacing using overlapping data in 2027.
International Monetary Fund (2025) <i>(forecasts)</i>	IMF WEO forecast	2027 - 2030	Replacing using overlapping data in 2031.

2 Harmonised series

GMD forecast
 GMD estimate
 Source change
 ● BIS
 ● BORDO
 ● IMF IFS
 ● IMF WEO
 ● IMF WEO forecast
 ● NBS
 ● OECD EO
 ● OECD KEI
 ● PWT
 ● Tena
 ● UN
 ● WB GEM
 ● WDI



Turkmenistan

COVERAGE
1990-2030

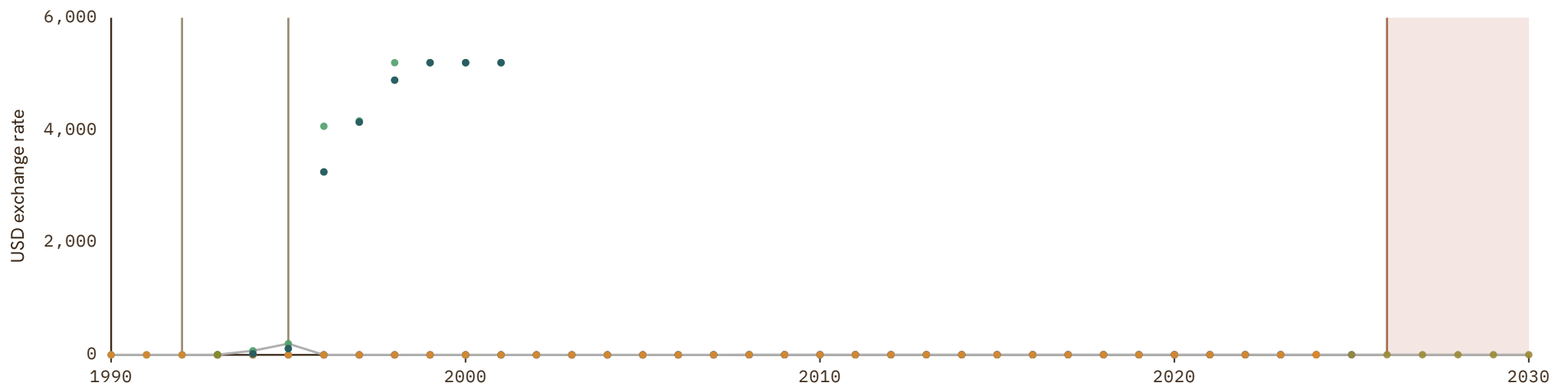
UNIT
1 USD in LC

1 Source composition

SOURCE	CODE	TIME SPAN	NOTES
United Nations (2024)	UN	1990 - 1992	Replacing using overlapping data in 1993.
International Monetary Fund (2025)	IMF IFS	1993 - 1995	Replacing using overlapping data in 1996.
Bank for Internl Settlements (2024)	BIS	1996 - 2025	Baseline source, overlaps with anchor year 2018.
International Monetary Fund (2025) (forecasts)	IMF WEO forecast	2026 - 2030	Replacing using overlapping data in 2031.

2 Harmonised series

GMD forecast
 — GMD estimate
| Source change
● ADB
● BIS
● IMF IFS
● IMF WEO
● IMF WEO forecast
● PWT
● UN
● WB GEM
● WDI



Uganda

COVERAGE
1950-2030

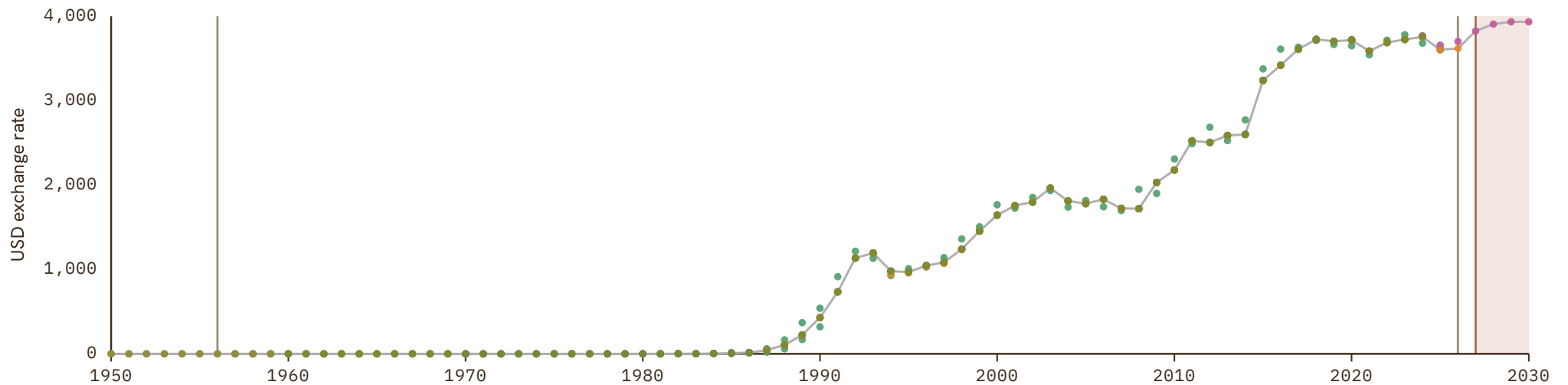
UNIT
1 USD in LC

1 Source composition

SOURCE	CODE	TIME SPAN	NOTES
International Monetary Fund (2025)	IMF IFS	1950 - 1956	Replacing using overlapping data in 1957.
Bank for Internl Settlements (2024)	BIS	1957 - 2025	Baseline source, overlaps with anchor year 2018.
World Bank (2026)	WB GEM	2026 - 2026	Replacing using overlapping data in 2027.
International Monetary Fund (2025) (forecasts)	IMF WEO forecast	2027 - 2030	Replacing using overlapping data in 2031.

2 Harmonised series

GMD forecast
 — GMD estimate
 | Source change
 ● BIS
 ● IMF IFS
 ● IMF WEO
 ● IMF WEO forecast
 ● PWT
 ● UN
 ● WB GEM
 ● WDI



Ukraine

COVERAGE
1990-2030

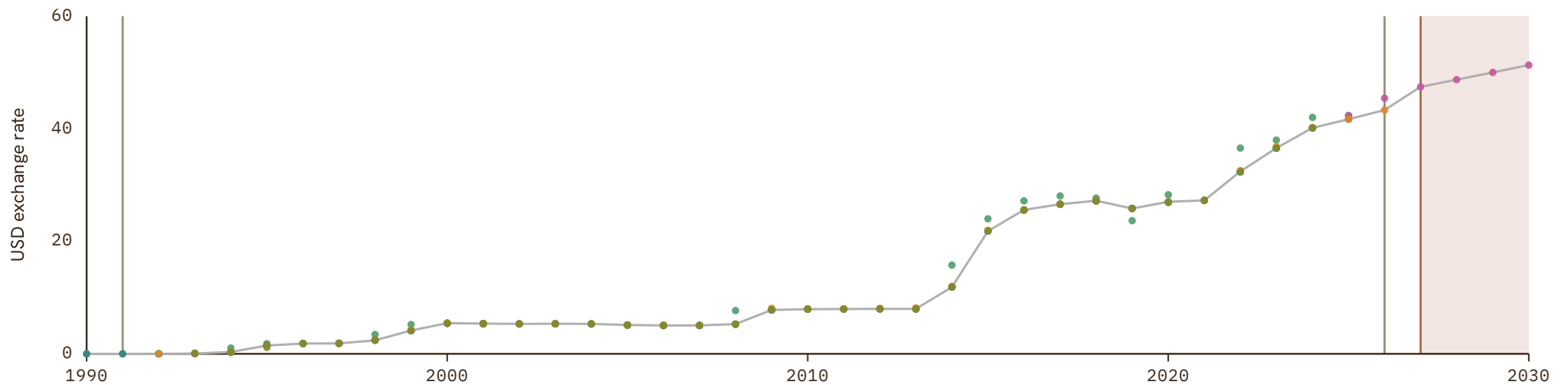
UNIT
1 USD in LC

1 Source composition

SOURCE	CODE	TIME SPAN	NOTES
United Nations (2024)	UN	1990 - 1991	Replacing using overlapping data in 1992.
Bank for Internl Settlements (2024)	BIS	1992 - 2025	Baseline source, overlaps with anchor year 2018.
World Bank (2026)	WB GEM	2026 - 2026	Replacing using overlapping data in 2027.
International Monetary Fund (2025) (forecasts)	IMF WEO forecast	2027 - 2030	Replacing using overlapping data in 2031.

2 Harmonised series

GMD forecast
 — GMD estimate
| Source change
● BIS
● IMF IFS
● IMF WEO
● IMF WEO forecast
● PWT
● UN
● WB GEM
● WDI



United Arab Emirates

COVERAGE
1966-2030

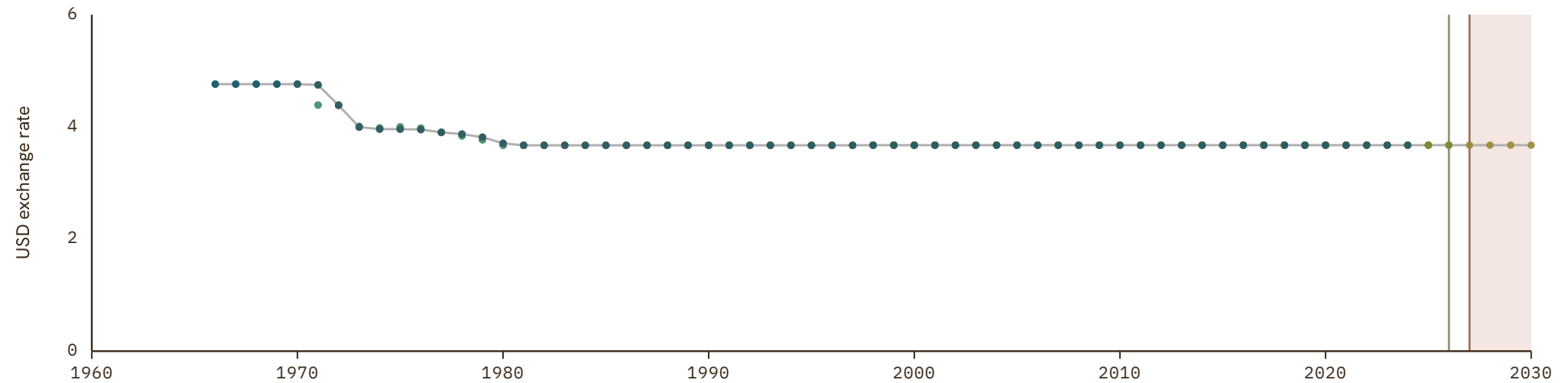
UNIT
1 USD in LC

1 Source composition

SOURCE	CODE	TIME SPAN	NOTES
Bank for Internl Settlements (2024)	BIS	1966 - 2025	Baseline source, overlaps with anchor year 2018.
World Bank (2026)	WB GEM	2026 - 2026	Replacing using overlapping data in 2027.
International Monetary Fund (2025) (forecasts)	IMF WEO forecast	2027 - 2030	Replacing using overlapping data in 2031.

2 Harmonised series

GMD forecast
 — GMD estimate
 | Source change
 ● AMF
 ● BIS
 ● IMF IFS
 ● IMF WEO
 ● IMF WEO forecast
 ● PWT
 ● UN
 ● WB GEM
 ● WDI



United Kingdom

COVERAGE
1791-2030

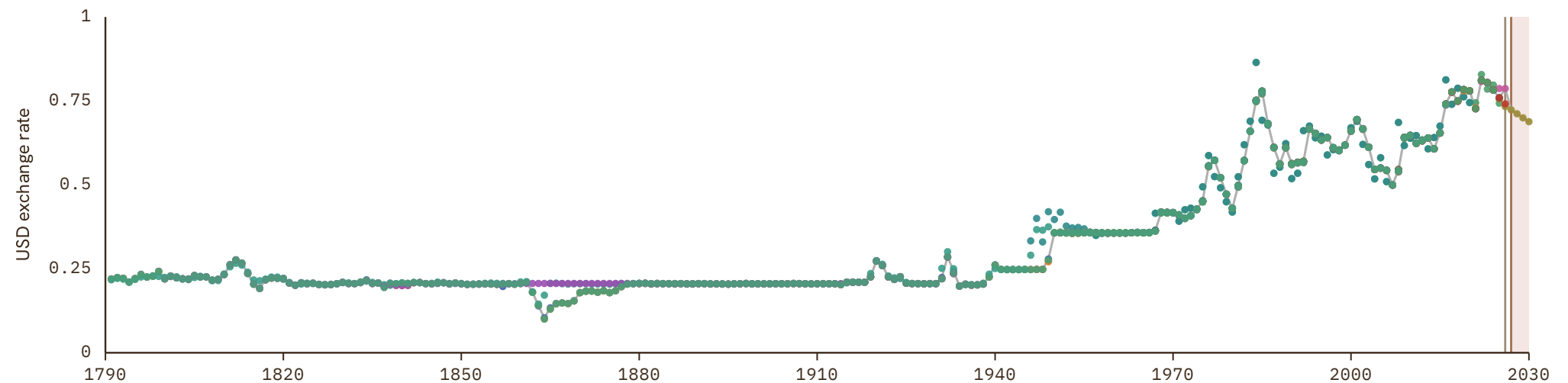
UNIT
1 USD in LC

1 Source composition

SOURCE	CODE	TIME SPAN	NOTES
Bank for Internl Settlements (2024)	BIS	1791 - 2025	Baseline source, overlaps with anchor year 2018.
OECD (2024)	OECD EO	2026 - 2026	Replacing using overlapping data in 2027.
International Monetary Fund (2025) (forecasts)	IMF WEO forecast	2027 - 2030	Replacing using overlapping data in 2031.

2 Harmonised series

- GMD forecast
- GMD estimate
- Source change
- BIS
- BORDO
- IMF IFS
- IMF WEO
- IMF WEO forecast
- JST
- MW
- OECD EO
- OECD KEI
- PWT
- PikettyZucman
- Tena
- UN
- WB GEM
- WDI
- CS1



United States

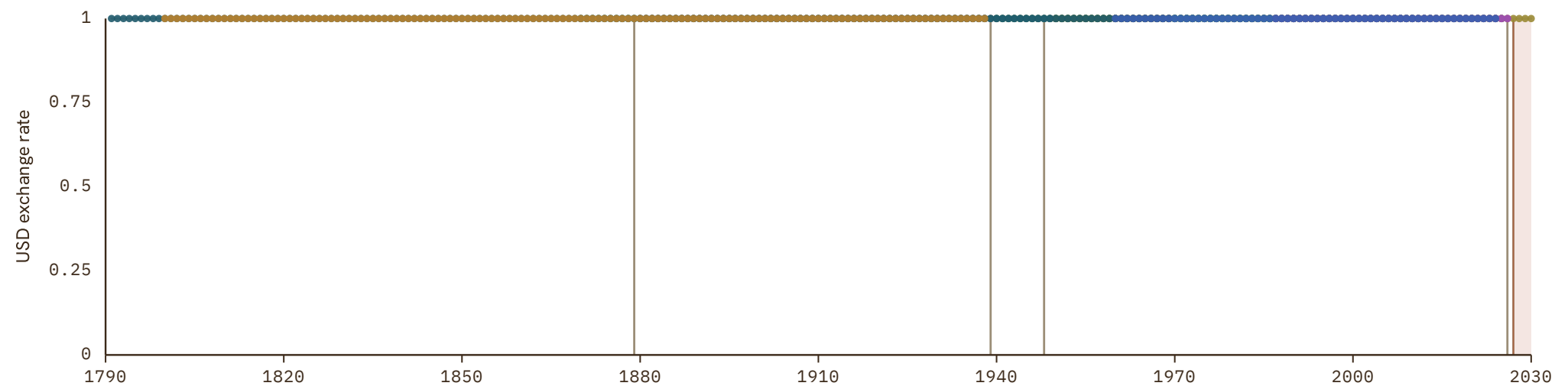
COVERAGE
1791-2030

UNIT
1 USD in LC

1 Source composition

SOURCE	CODE	TIME SPAN	NOTES
Piketty et al. (2014)	PikettyZucman	1791 - 1879	Replacing using overlapping data in 1880.
Michael Bordo et al. (2001)	BORDO	1880 - 1939	Replacing using overlapping data in 1940.
International Monetary Fund (2025)	IMF IFS	1940 - 1948	Replacing using overlapping data in 1949.
Bank for Internl Settlements (2024)	BIS	1949 - 2025	Baseline source, overlaps with anchor year 2018.
OECD (2024)	OECD EO	2026 - 2026	Replacing using overlapping data in 2027.
International Monetary Fund (2025) (forecasts)	IMF WEO forecast	2027 - 2030	Replacing using overlapping data in 2031.

2 Harmonised series



Uruguay

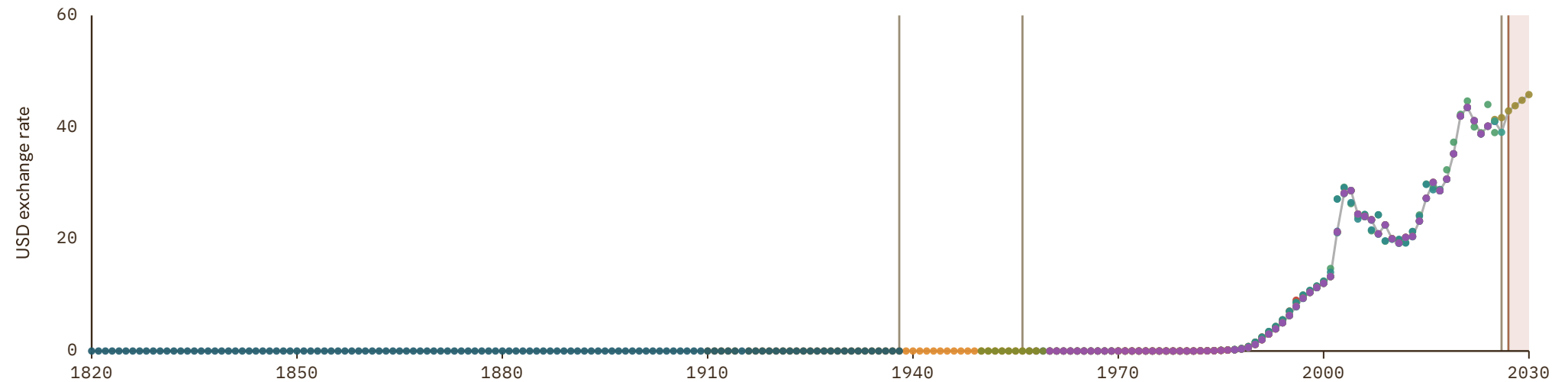
COVERAGE
1820–2030

UNIT
1 USD in LC

1 Source composition

SOURCE	CODE	TIME SPAN	NOTES
Federico et al. (2019)	Tena	1820 - 1938	Replacing using overlapping data in 1939.
Luis Bértola et al. (2018)	Moxlad	1939 - 1956	Replacing using overlapping data in 1957.
Bank for Internl Settlements (2024)	BIS	1957 - 2025	Baseline source, overlaps with anchor year 2018.
World Bank (2026)	WB GEM	2026 - 2026	Replacing using overlapping data in 2027.
International Monetary Fund (2025) (forecasts)	IMF WEO forecast	2027 - 2030	Replacing using overlapping data in 2031.

2 Harmonised series



Uzbekistan

COVERAGE
1990-2030

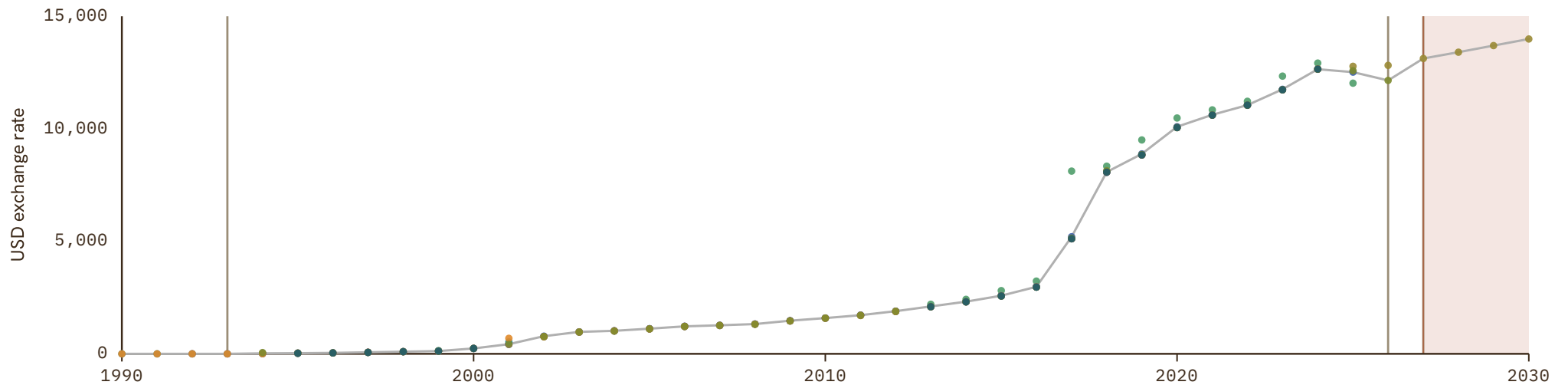
UNIT
1 USD in LC

1 Source composition

SOURCE	CODE	TIME SPAN	NOTES
United Nations (2024)	UN	1990 - 1993	Replacing using overlapping data in 1994.
Bank for Internl Settlements (2024)	BIS	1994 - 2025	Baseline source, overlaps with anchor year 2018.
World Bank (2026)	WB GEM	2026 - 2026	Replacing using overlapping data in 2027.
International Monetary Fund (2025) (forecasts)	IMF WEO forecast	2027 - 2030	Replacing using overlapping data in 2031.

2 Harmonised series

GMD forecast
 — GMD estimate
 | Source change
 ● ADB
 ● BIS
 ● IMF IFS
 ● IMF WEO
 ● IMF WEO forecast
 ● PWT
 ● UN
 ● WB GEM
 ● WDI



Venezuela

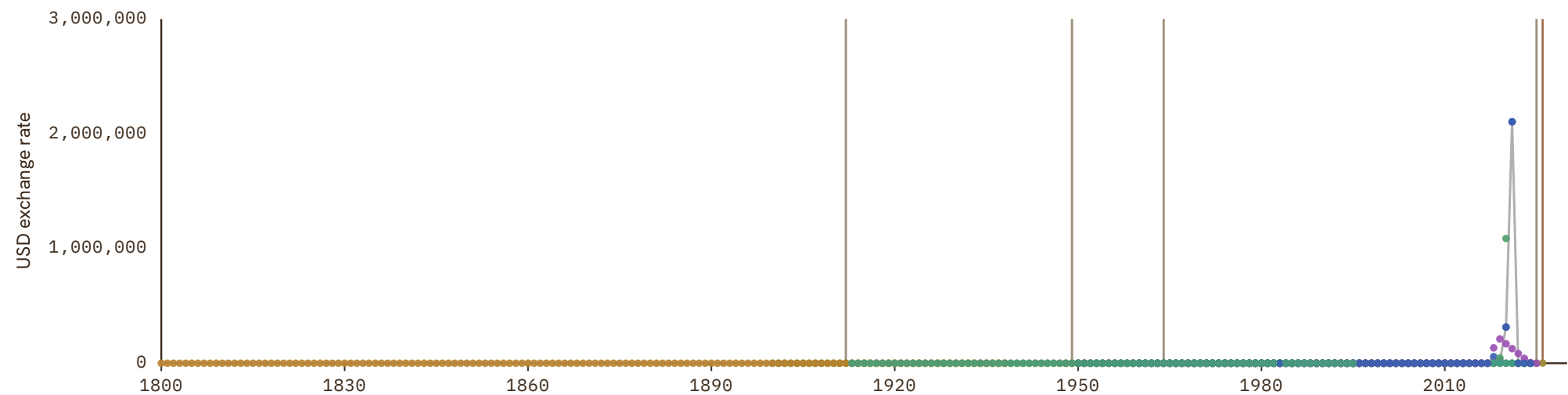
COVERAGE
1800-2026

UNIT
1 USD in LC

1 Source composition

SOURCE	CODE	TIME SPAN	NOTES
Federico et al. (2019)	Tena	1800 - 1912	Replacing using overlapping data in 1913.
Baptista (1997)	CS1 VEN	1913 - 1949	Replacing using overlapping data in 1950.
International Monetary Fund (2025)	IMF IFS	1950 - 1964	Replacing using overlapping data in 1965.
Bank for Internl Settlements (2024)	BIS	1965 - 2024	Baseline source, overlaps with anchor year 2018.
World Bank (2026)	WB GEM	2025 - 2025	Replacing using overlapping data in 2026.
International Monetary Fund (2025) (forecasts)	IMF WEO forecast	2026 - 2026	Replacing using overlapping data in 2027.

2 Harmonised series



Vietnam

COVERAGE
1957-2030

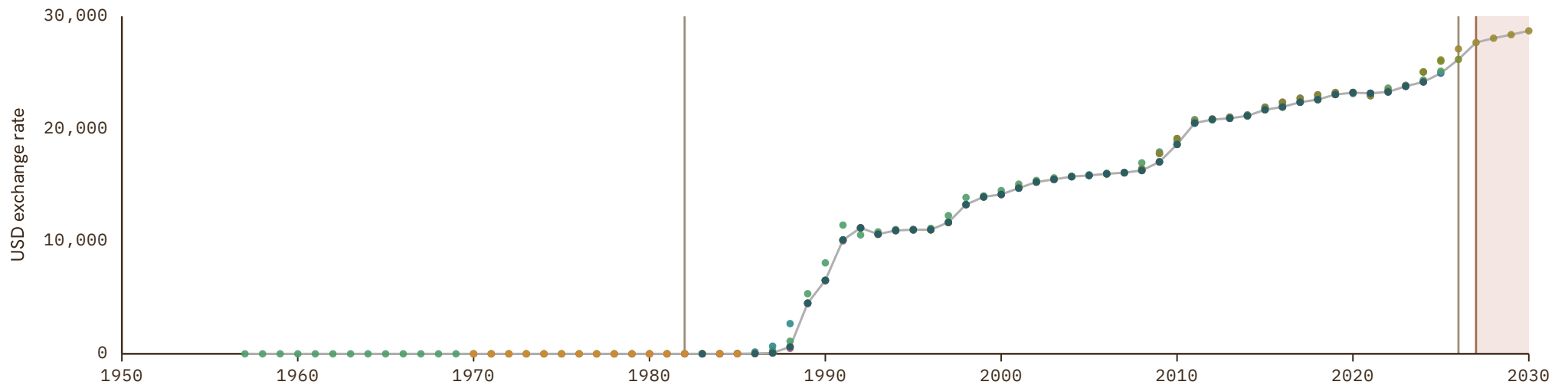
UNIT
1 USD in LC

1 Source composition

SOURCE	CODE	TIME SPAN	NOTES
International Monetary Fund (2025)	IMF IFS	1957 - 1982	Replacing using overlapping data in 1983.
Bank for Internl Settlements (2024)	BIS	1983 - 2025	Baseline source, overlaps with anchor year 2018.
World Bank (2026)	WB GEM	2026 - 2026	Replacing using overlapping data in 2027.
International Monetary Fund (2025) (forecasts)	IMF WEO forecast	2027 - 2030	Replacing using overlapping data in 2031.

2 Harmonised series

GMD forecast
 — GMD estimate
 | Source change
 ● ADB
 ● BIS
 ● IMF IFS
 ● IMF WEO
 ● IMF WEO forecast
 ● PWT
 ● UN
 ● WB GEM
 ● WDI



Yemen

COVERAGE
1979-2030

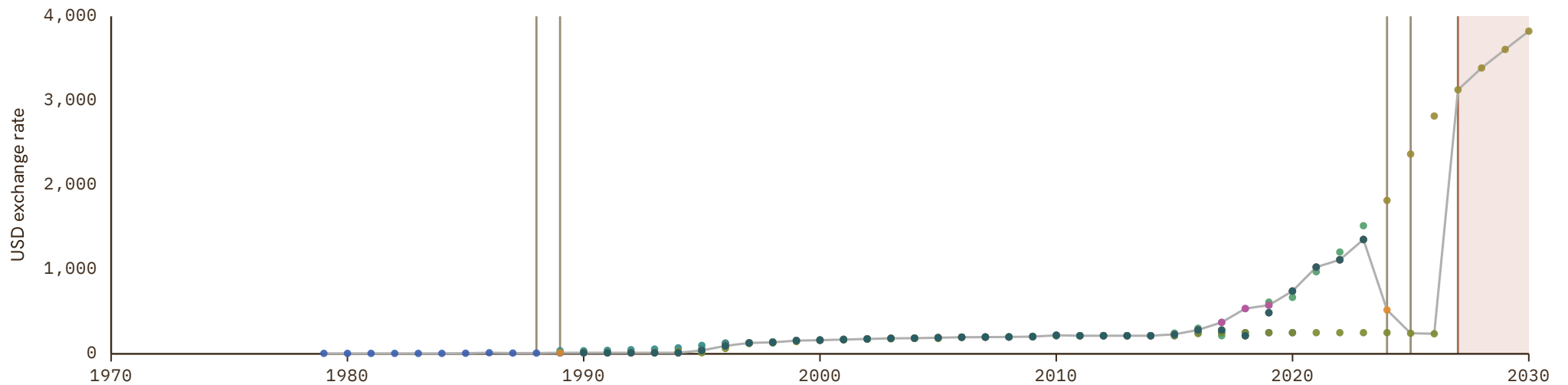
UNIT
1 USD in LC

1 Source composition

SOURCE	CODE	TIME SPAN	NOTES
Arab Monetary Fund (2024)	AMF	1979 - 1988	Replacing using overlapping data in 1989.
United Nations (2024)	UN	1989 - 1989	Replacing using overlapping data in 1990.
Bank for Internl Settlements (2024)	BIS	1990 - 2023	Baseline source, overlaps with anchor year 2018.
United Nations (2024)	UN	2024 - 2024	Replacing using overlapping data in 2025.
World Bank (2026)	WB GEM	2025 - 2026	Replacing using overlapping data in 2027.
International Monetary Fund (2025) (forecasts)	IMF WEO forecast	2027 - 2030	Replacing using overlapping data in 2031.

2 Harmonised series

GMD forecast
 — GMD estimate
| Source change
● AMF
● BIS
● IMF IFS
● IMF WEO
● IMF WEO forecast
● PWT
● UN
● WB GEM
● WDI



Yugoslavia

COVERAGE
1950-2026

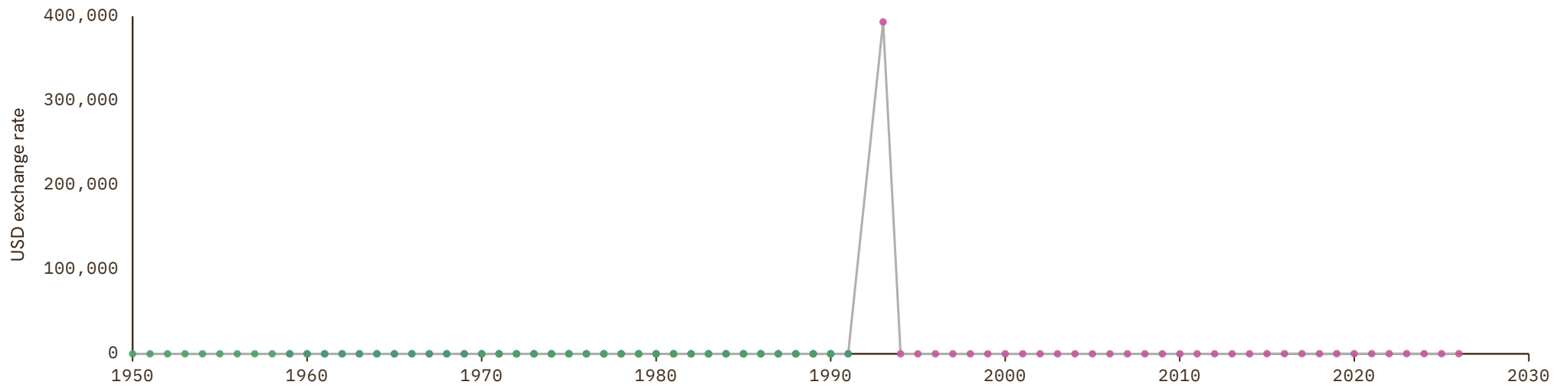
UNIT
1 USD in LC

1 Source composition

SOURCE	CODE	TIME SPAN	NOTES
International Monetary Fund (2025)	IMF IFS	1950 - 1992	Replacing using overlapping data in 1993.
World Bank (2026)	WB GEM	1993 - 2026	Baseline source, overlaps with anchor year 2018.

2 Harmonised series

— GMD estimate ● COMECON ● IMF IFS ● UN ● WB GEM



Zambia

COVERAGE
1950-2030

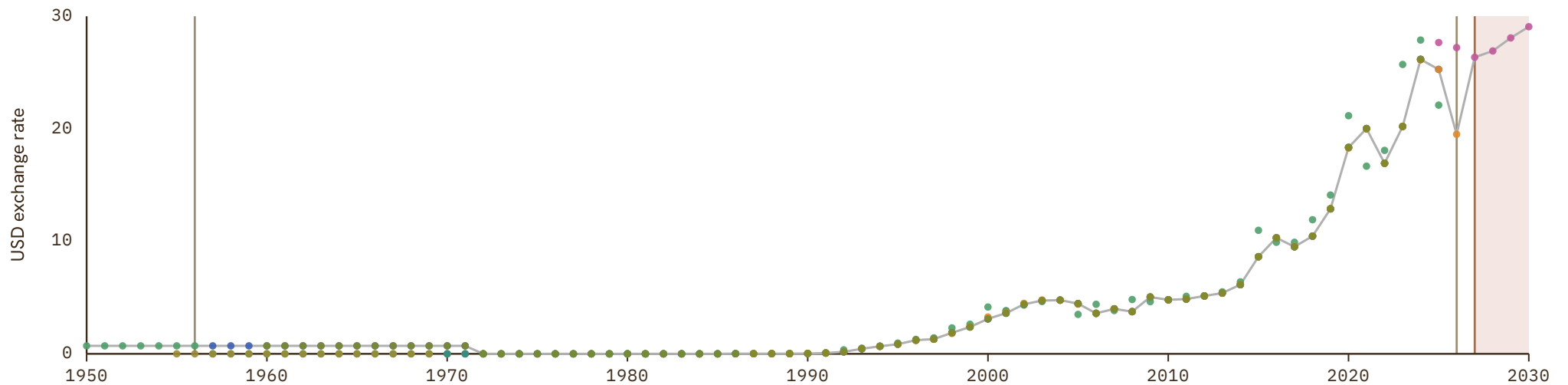
UNIT
1 USD in LC

1 Source composition

SOURCE	CODE	TIME SPAN	NOTES
International Monetary Fund (2025)	IMF IFS	1950 - 1956	Replacing using overlapping data in 1957.
Bank for Internl Settlements (2024)	BIS	1957 - 2025	Baseline source, overlaps with anchor year 2018.
World Bank (2026)	WB GEM	2026 - 2026	Replacing using overlapping data in 2027.
International Monetary Fund (2025) (forecasts)	IMF WEO forecast	2027 - 2030	Replacing using overlapping data in 2031.

2 Harmonised series

GMD forecast
 — GMD estimate
 | Source change
 ● BIS
 ● IMF IFS
 ● IMF WEO
 ● IMF WEO forecast
 ● PWT
 ● UN
 ● WB GEM
 ● WDI



Zimbabwe

COVERAGE
1950–2007

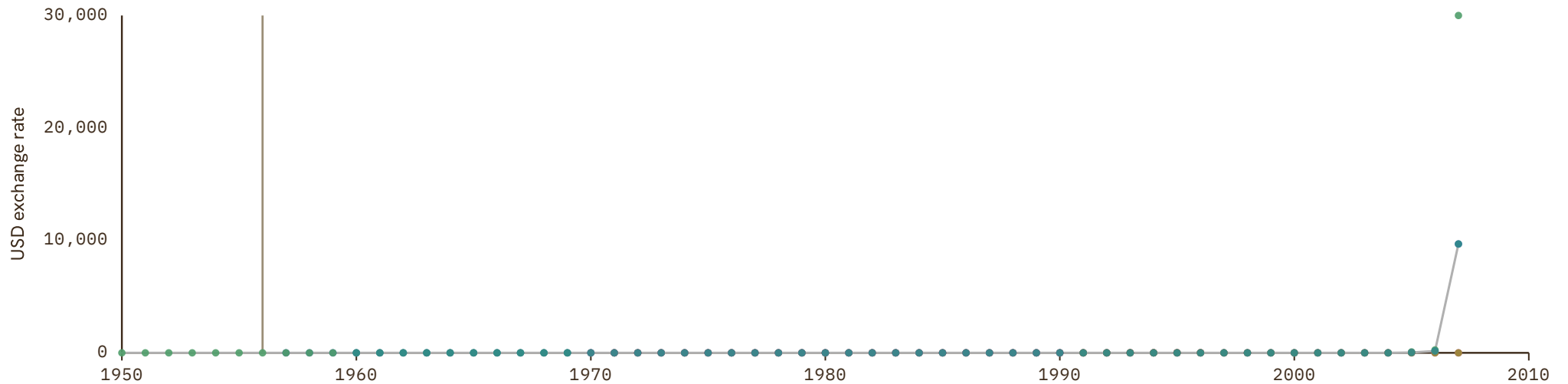
UNIT
1 USD in LC

1 Source composition

SOURCE	CODE	TIME SPAN	NOTES
International Monetary Fund (2025)	IMF IFS	1950 - 1956	Replacing using overlapping data in 1957.
Bank for Internl Settlements (2024)	BIS	1957 - 2007	Replacing using overlapping data in 2008.

2 Harmonised series

— GMD estimate | Source change ● BIS ● BORDO ● IMF IFS ● UN ● WB GEM ● WDI



American Samoa

COVERAGE
1960-2024

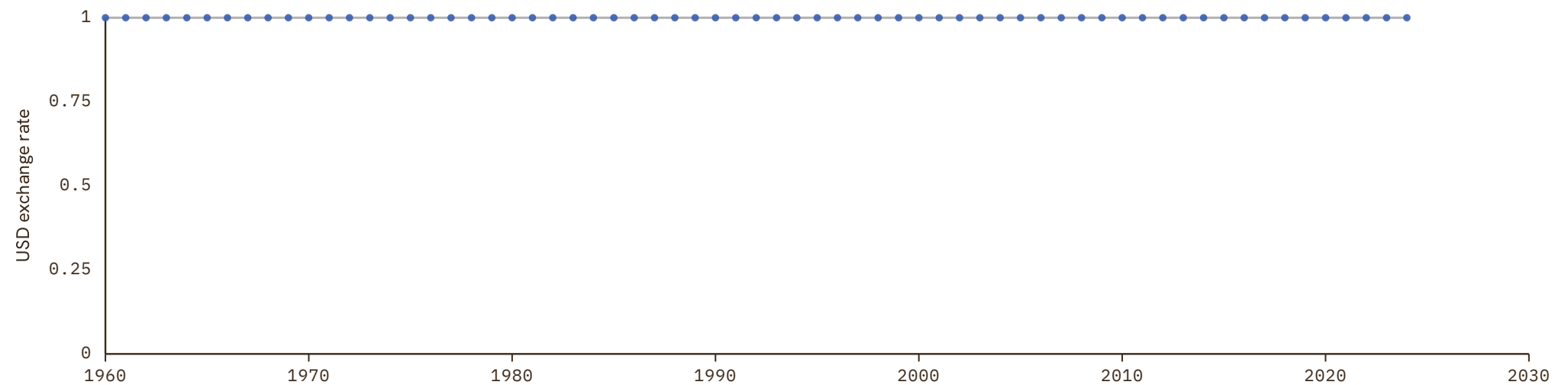
UNIT
1 USD in LC

1 Source composition

SOURCE	CODE	TIME SPAN	NOTES
World Bank (2024)	WDI	1960 - 2024	Baseline source, overlaps with anchor year 2018.

2 Harmonised series

— GMD estimate ● WDI



Andorra

COVERAGE
1970–2030

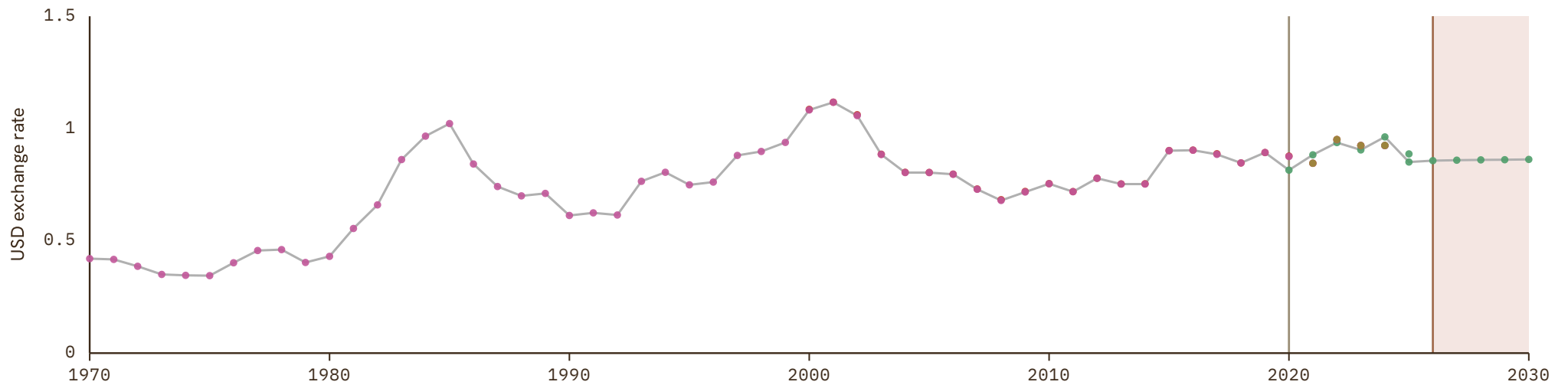
UNIT
1 USD in LC

1 Source composition

SOURCE	CODE	TIME SPAN	NOTES
United Nations (2024)	UN	1970 - 2019	Baseline source, overlaps with anchor year 2018.
International Monetary Fund (2025)	IMF IFS	2020 - 2025	Replacing using overlapping data in 2026.
International Monetary Fund (2025) (forecasts)	IMF WEO forecast	2026 - 2030	Replacing using overlapping data in 2031.

2 Harmonised series

GMD forecast
 — GMD estimate
 | Source change
 ● IMF IFS
 ● IMF WEO
 ● IMF WEO forecast
 ● UN
 ● WDI



Anguilla

COVERAGE
1957-2025

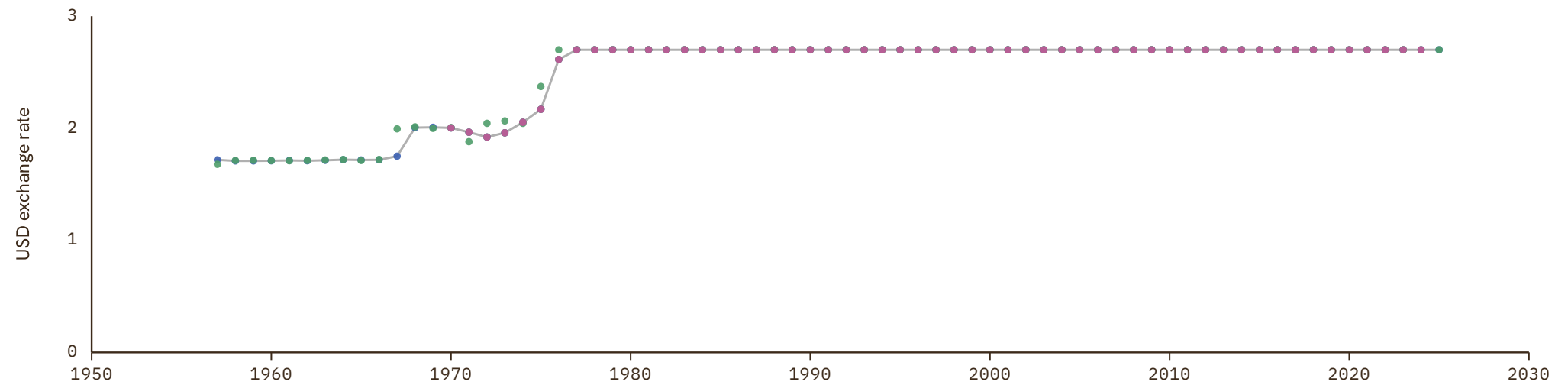
UNIT
1 USD in LC

1 Source composition

SOURCE	CODE	TIME SPAN	NOTES
Bank for Internl Settlements (2024)	BIS	1957 - 2025	Baseline source, overlaps with anchor year 2018.

2 Harmonised series

— GMD estimate ● BIS ● IMF IFS ● PWT ● UN



Antigua and Barbuda

COVERAGE
1950–2030

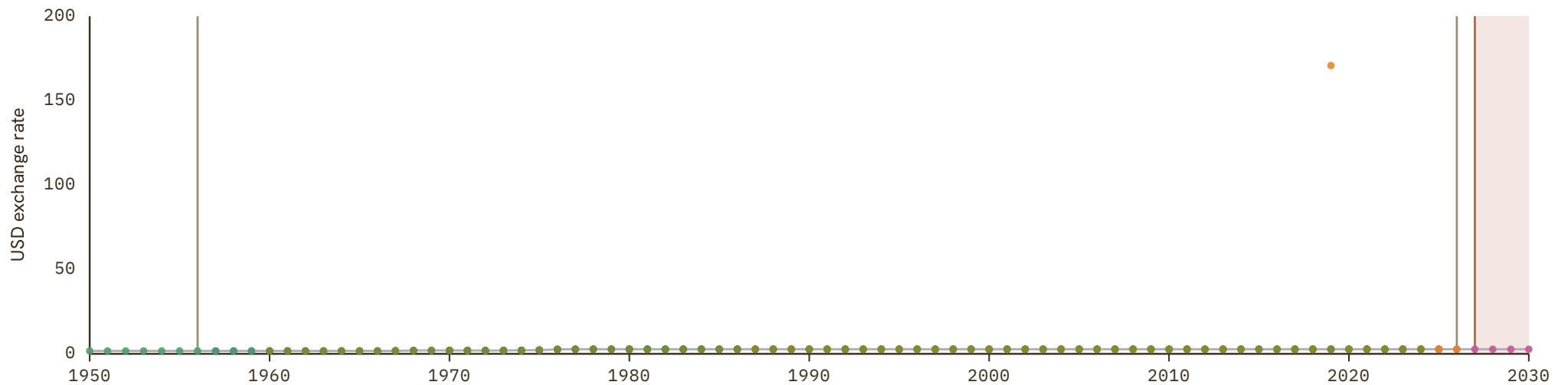
UNIT
1 USD in LC

1 Source composition

SOURCE	CODE	TIME SPAN	NOTES
International Monetary Fund (2025)	IMF IFS	1950 - 1956	Replacing using overlapping data in 1957.
Bank for Internl Settlements (2024)	BIS	1957 - 2025	Baseline source, overlaps with anchor year 2018.
World Bank (2026)	WB GEM	2026 - 2026	Replacing using overlapping data in 2027.
International Monetary Fund (2025) (forecasts)	IMF WEO forecast	2027 - 2030	Replacing using overlapping data in 2031.

2 Harmonised series

GMD forecast
 — GMD estimate
| Source change
● BIS
● IMF IFS
● IMF WEO
● IMF WEO forecast
● PWT
● UN
● WB GEM
● WDI



Aruba

COVERAGE
1970-2030

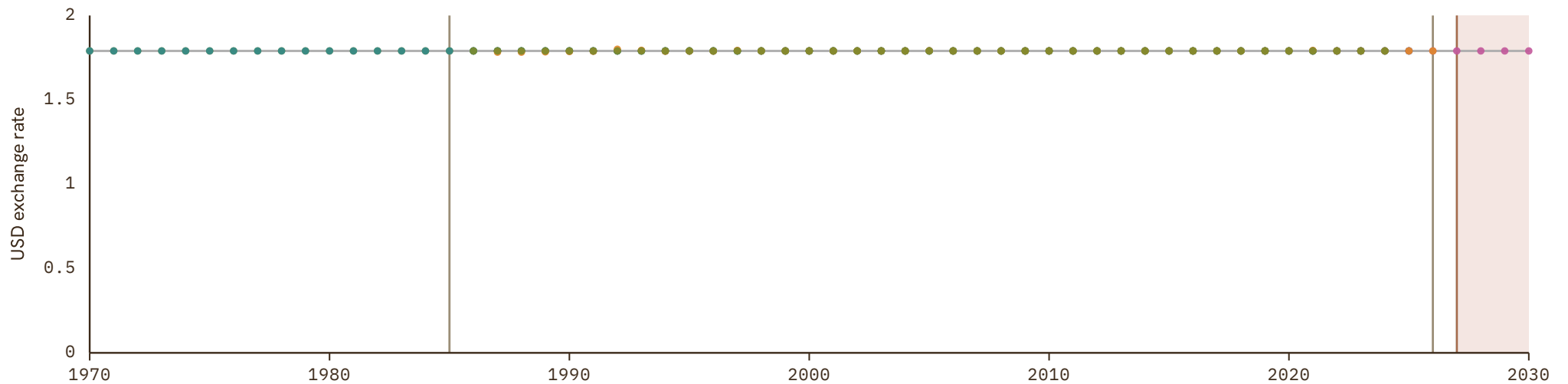
UNIT
1 USD in LC

1 Source composition

SOURCE	CODE	TIME SPAN	NOTES
United Nations (2024)	UN	1970 - 1985	Replacing using overlapping data in 1986.
Bank for Internl Settlements (2024)	BIS	1986 - 2025	Baseline source, overlaps with anchor year 2018.
World Bank (2026)	WB GEM	2026 - 2026	Replacing using overlapping data in 2027.
International Monetary Fund (2025) (forecasts)	IMF WEO forecast	2027 - 2030	Replacing using overlapping data in 2031.

2 Harmonised series

GMD forecast
 — GMD estimate
| Source change
● BIS
● IMF IFS
● IMF WEO
● IMF WEO forecast
● PWT
● UN
● WB GEM
● WDI



British Virgin Islands

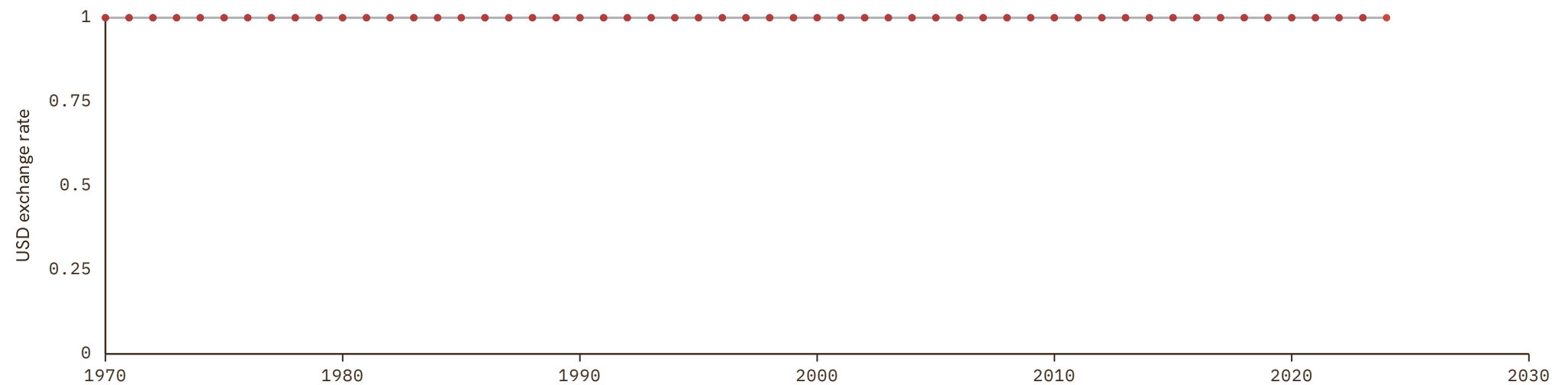
COVERAGE
1970–2024UNIT
1 USD in LC

1 Source composition

SOURCE	CODE	TIME SPAN	NOTES
United Nations (2024)	UN	1970 - 2024	Baseline source, overlaps with anchor year 2018.

2 Harmonised series

— GMD estimate ● PWT ● UN



Cayman Islands

COVERAGE
1950-2026

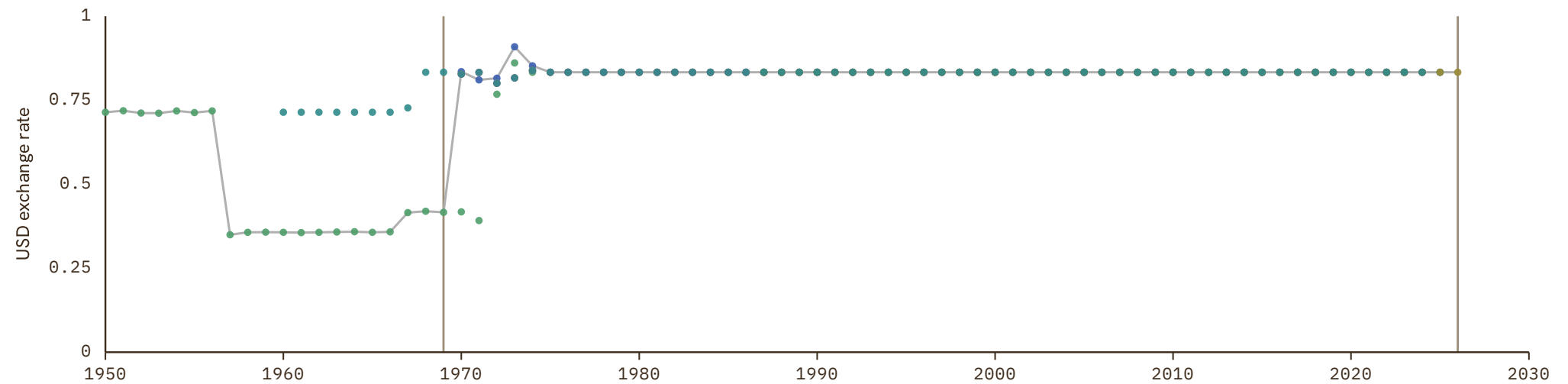
UNIT
1 USD in LC

1 Source composition

SOURCE	CODE	TIME SPAN	NOTES
International Monetary Fund (2025)	IMF IFS	1950 - 1969	Replacing using overlapping data in 1970.
Bank for Internl Settlements (2024)	BIS	1970 - 2025	Baseline source, overlaps with anchor year 2018.
World Bank (2026)	WB GEM	2026 - 2026	Replacing using overlapping data in 2027.

2 Harmonised series

— GMD estimate | Source change ● BIS ● IMF IFS ● PWT ● UN ● WB GEM ● WDI



Comoros

COVERAGE
1950-2030

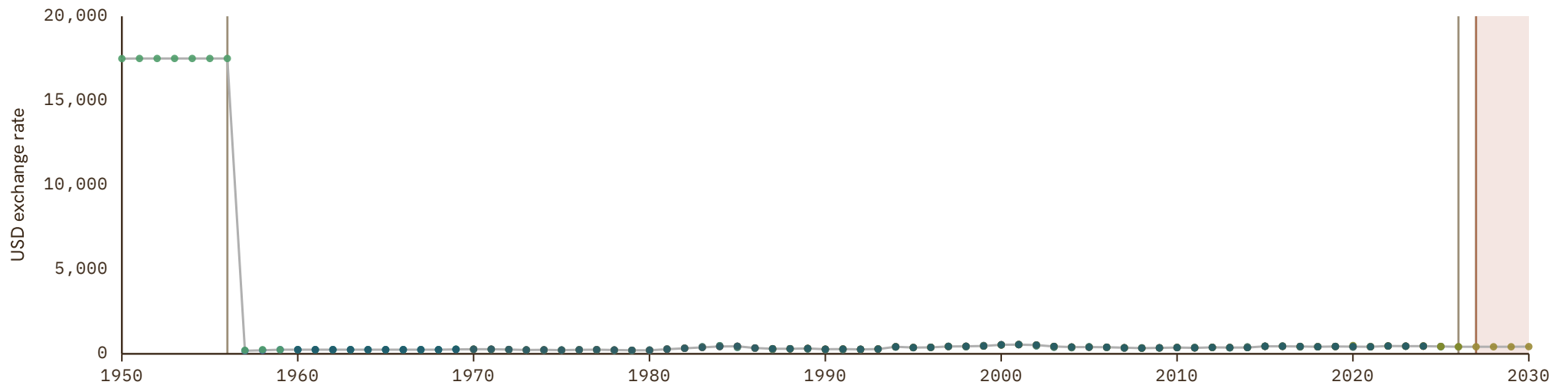
UNIT
1 USD in LC

1 Source composition

SOURCE	CODE	TIME SPAN	NOTES
International Monetary Fund (2025)	IMF IFS	1950 - 1956	Replacing using overlapping data in 1957.
Bank for Internl Settlements (2024)	BIS	1957 - 2025	Baseline source, overlaps with anchor year 2018.
World Bank (2026)	WB GEM	2026 - 2026	Replacing using overlapping data in 2027.
International Monetary Fund (2025) (forecasts)	IMF WEO forecast	2027 - 2030	Replacing using overlapping data in 2031.

2 Harmonised series

GMD forecast
 — GMD estimate
| Source change
● AMF
● BIS
● IMF IFS
● IMF WEO
● IMF WEO forecast
● PWT
● UN
● WB GEM
● WDI



Cook Islands

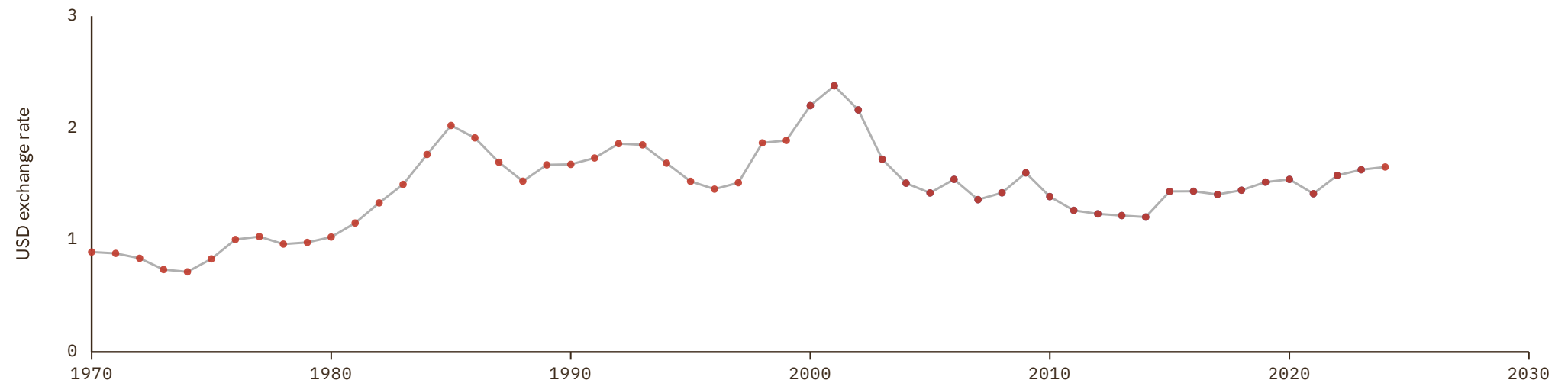
COVERAGE
1970–2024UNIT
1 USD in LC

1 Source composition

SOURCE	CODE	TIME SPAN	NOTES
United Nations (2024)	UN	1970 - 2024	Baseline source, overlaps with anchor year 2018.

2 Harmonised series

— GMD estimate ● ADB ● UN



Curaçao

COVERAGE
2005–2025


UNIT
1 USD in LC

1 Source composition

SOURCE	CODE	TIME SPAN	NOTES
United Nations (2024)	UN	2005 - 2009	Replacing using overlapping data in 2010.
International Monetary Fund (2025)	IMF IFS	2010 - 2025	Baseline source, overlaps with anchor year 2018.

2 Harmonised series

— GMD estimate | Source change ● IMF IFS ● PWT ● UN ● WDI



Falkland Islands

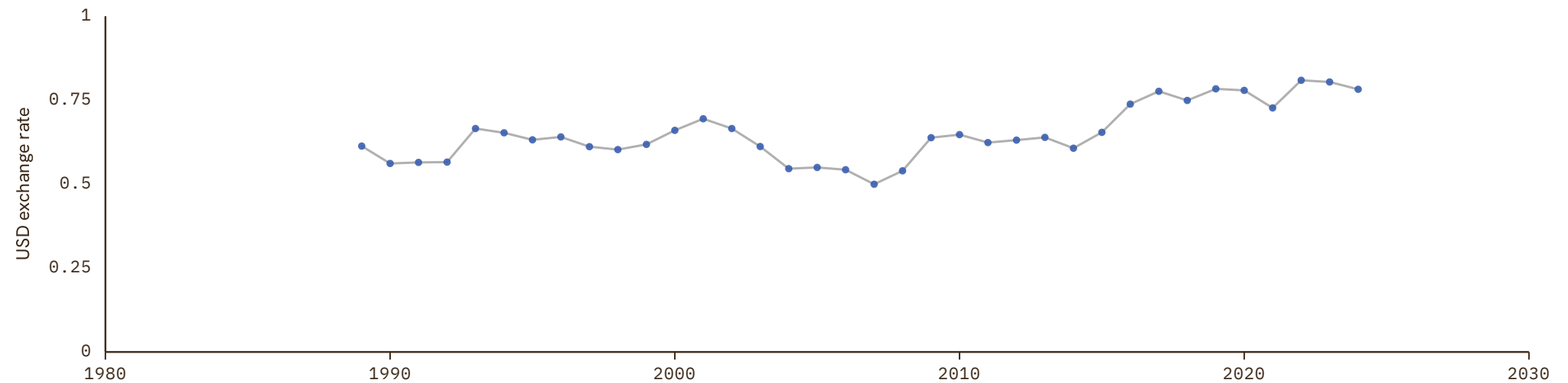
COVERAGE
1989–2024UNIT
1 USD in LC

1 Source composition

SOURCE	CODE	TIME SPAN	NOTES
Banca d'Italia (2024)	BIT	1989 - 2024	Baseline source, overlaps with anchor year 2018.

2 Harmonised series

— GMD estimate ● BIT



Faroe Islands

COVERAGE
1950–2025

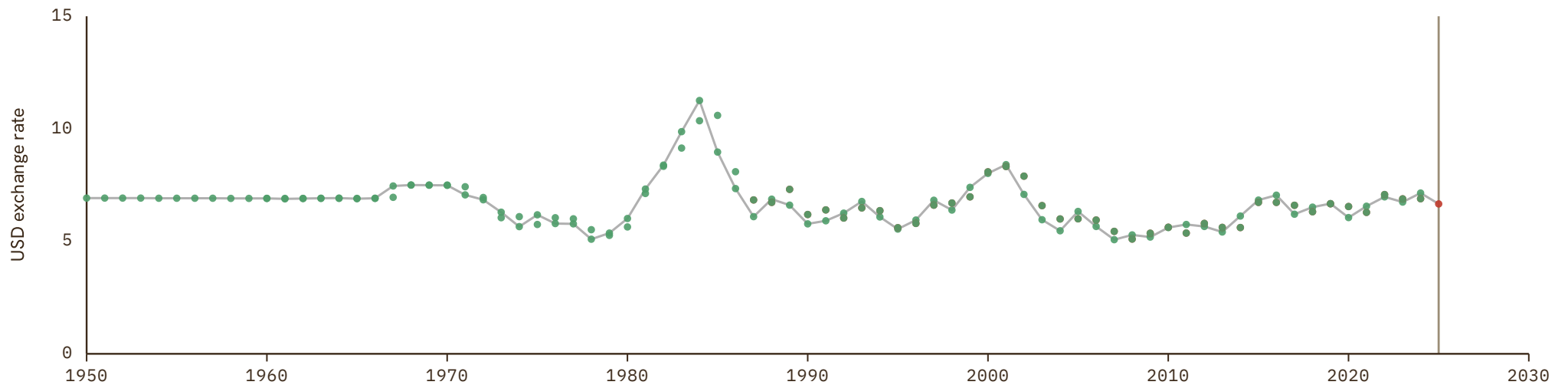
UNIT
1 USD in LC

1 Source composition

SOURCE	CODE	TIME SPAN	NOTES
International Monetary Fund (2025)	IMF IFS	1950 - 2024	Baseline source, overlaps with anchor year 2018.
World Bank (2026)	WB GEM	2025 - 2025	Replacing using overlapping data in 2026.

2 Harmonised series

— GMD estimate | Source change ● IMF IFS ● WB GEM ● WDI



French Polynesia

COVERAGE
1950–2026

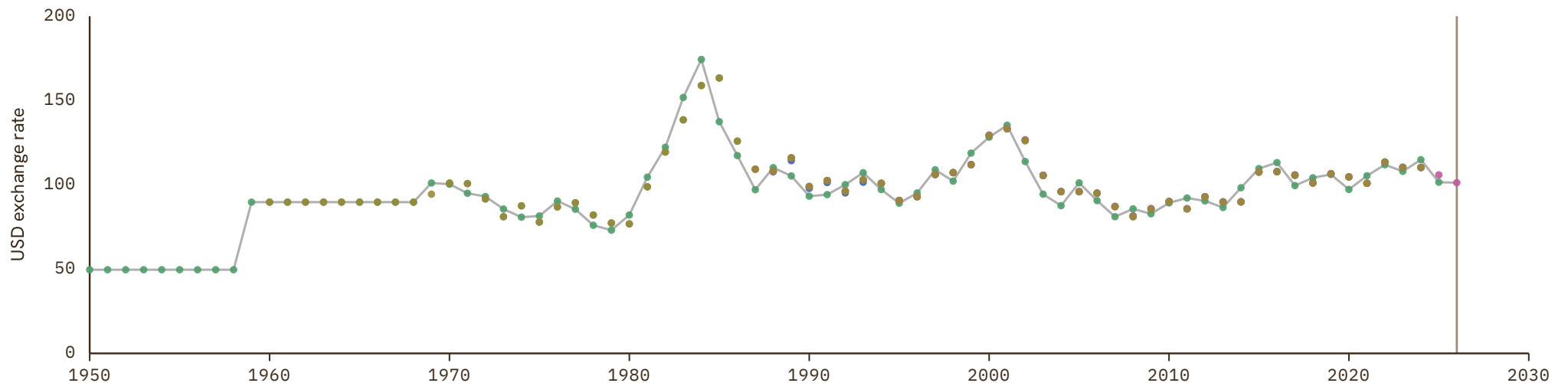
UNIT
1 USD in LC

1 Source composition

SOURCE	CODE	TIME SPAN	NOTES
International Monetary Fund (2025)	IMF IFS	1950 - 2025	Baseline source, overlaps with anchor year 2018.
World Bank (2026)	WB GEM	2026 - 2026	Replacing using overlapping data in 2027.

2 Harmonised series

— GMD estimate | Source change ● BIT ● IMF IFS ● UN ● WB GEM ● WDI



Gibraltar

COVERAGE
1950–2025

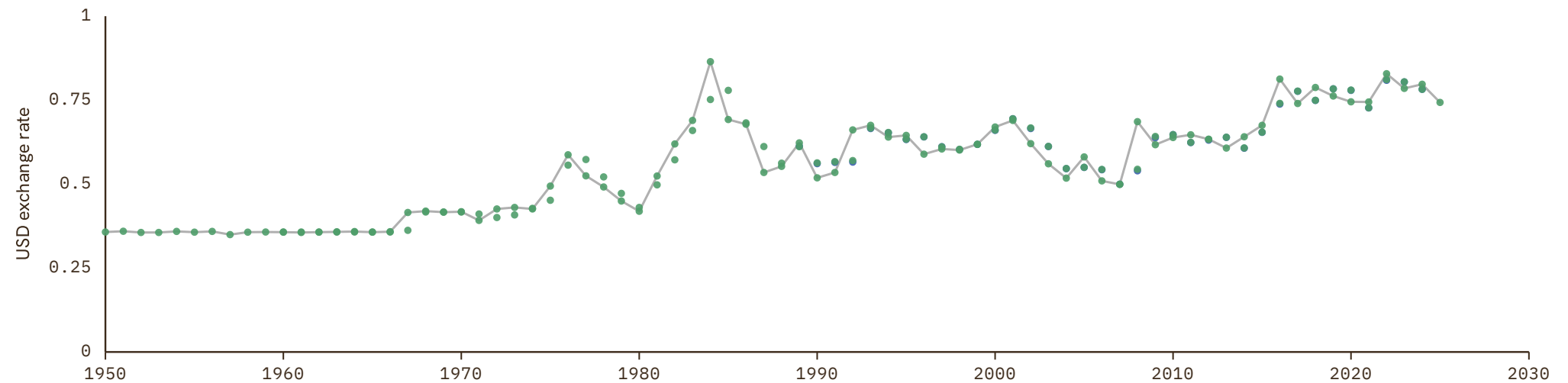
UNIT
1 USD in LC

1 Source composition

SOURCE	CODE	TIME SPAN	NOTES
International Monetary Fund (2025)	IMF IFS	1950 - 2025	Baseline source, overlaps with anchor year 2018.

2 Harmonised series

— GMD estimate ● BIT ● IMF IFS ● WDI



Greenland

COVERAGE
1950–2024

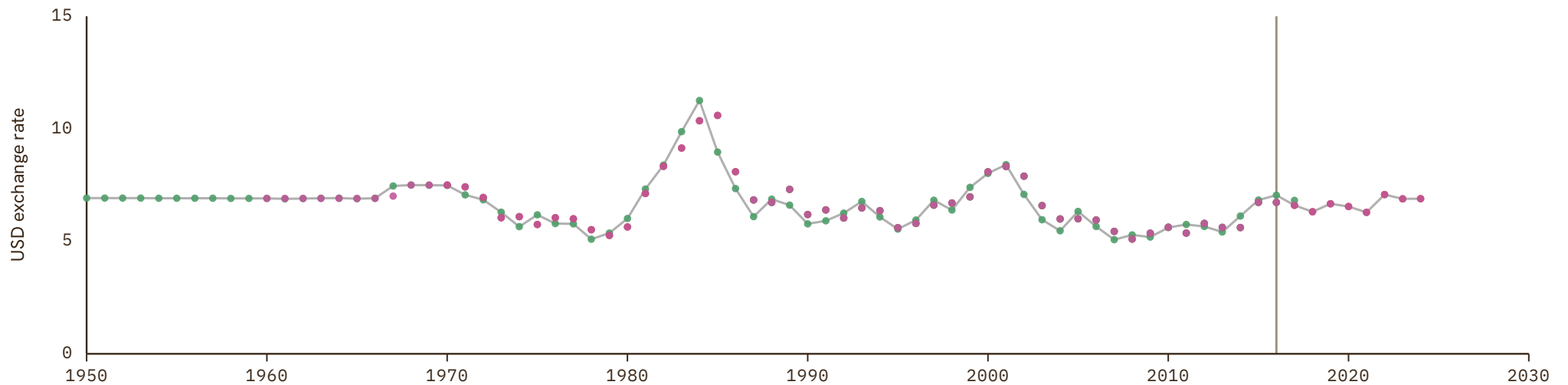
UNIT
1 USD in LC

1 Source composition

SOURCE	CODE	TIME SPAN	NOTES
International Monetary Fund (2025)	IMF IFS	1950 - 2016	Replacing using overlapping data in 2017.
United Nations (2024)	UN	2017 - 2024	Baseline source, overlaps with anchor year 2018.

2 Harmonised series

— GMD estimate | Source change ● IMF IFS ● UN ● WB GEM ● WDI



Guadeloupe

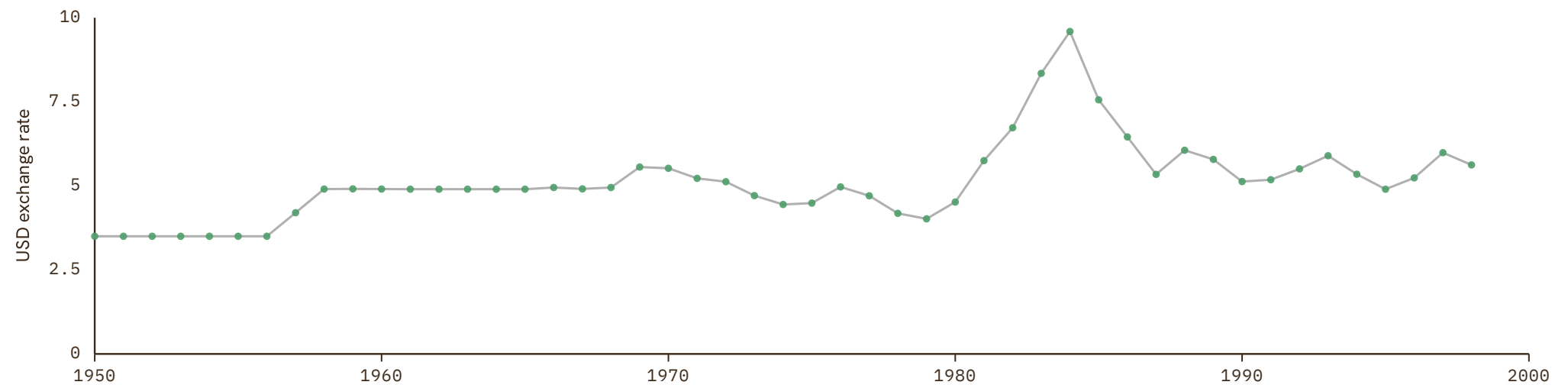
COVERAGE
1950–1998UNIT
1 USD in LC

1 Source composition

SOURCE	CODE	TIME SPAN	NOTES
International Monetary Fund (2025)	IMF IFS	1950 - 1998	Replacing using overlapping data in 1999.

2 Harmonised series

— GMD estimate ● IMF IFS



Guam

COVERAGE
1898-2024

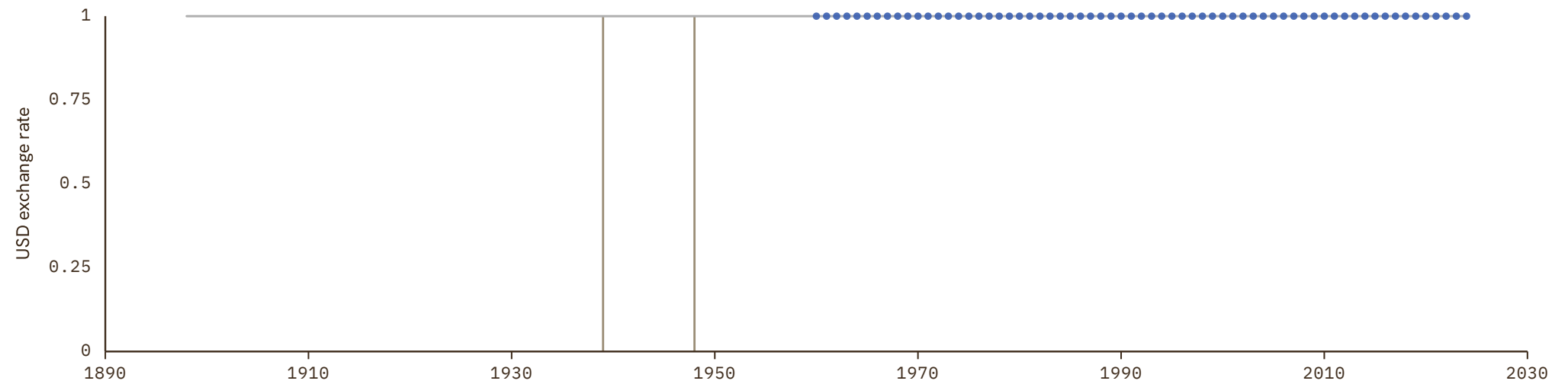
UNIT
1 USD in LC

1 Source composition

SOURCE	CODE	TIME SPAN	NOTES
Federico et al. (2019)	Tena	1898 - 2024	Baseline source, overlaps with anchor year 2018.

2 Harmonised series

— GMD estimate | Source change ● WDI



Guernsey

COVERAGE
1957-2025

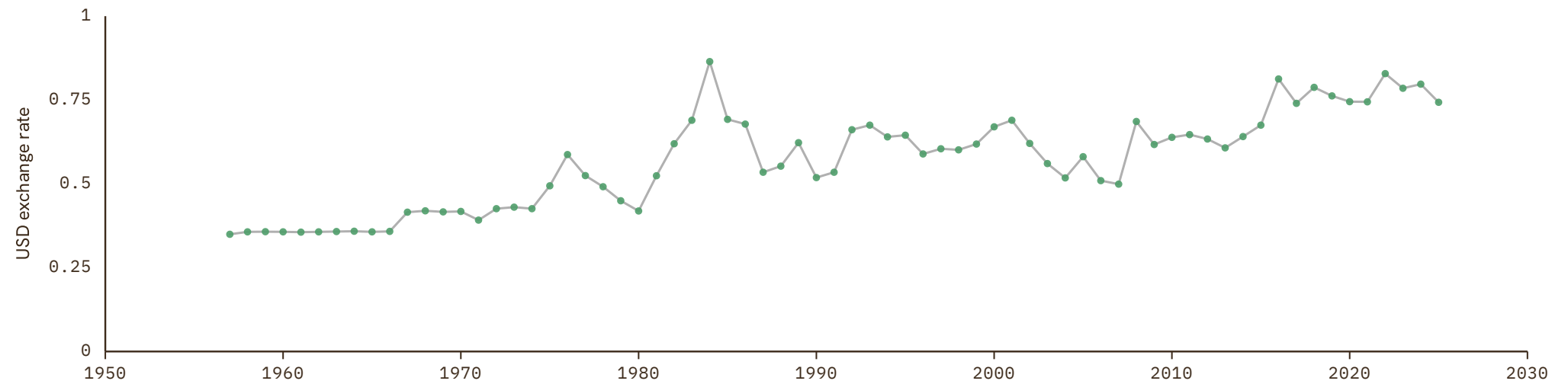
UNIT
1 USD in LC

1 Source composition

SOURCE	CODE	TIME SPAN	NOTES
International Monetary Fund (2025)	IMF IFS	1957 - 2025	Baseline source, overlaps with anchor year 2018.

2 Harmonised series

— GMD estimate ● IMF IFS



Isle of Man

COVERAGE
1957-2026

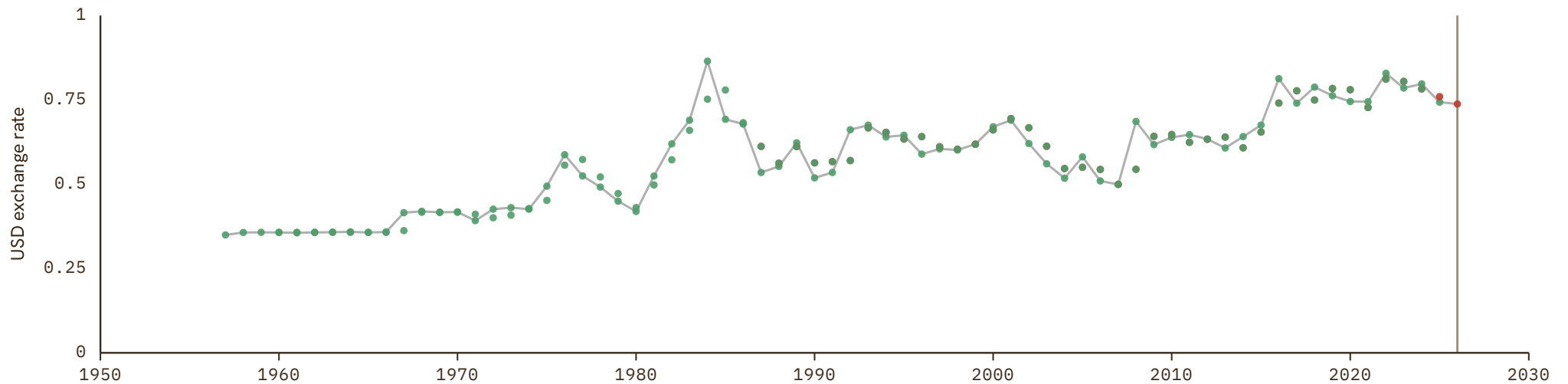
UNIT
1 USD in LC

1 Source composition

SOURCE	CODE	TIME SPAN	NOTES
International Monetary Fund (2025)	IMF IFS	1957 - 2025	Baseline source, overlaps with anchor year 2018.
World Bank (2026)	WB GEM	2026 - 2026	Replacing using overlapping data in 2027.

2 Harmonised series

— GMD estimate | Source change ● IMF IFS ● WB GEM ● WDI



Jersey

COVERAGE
1957-2025

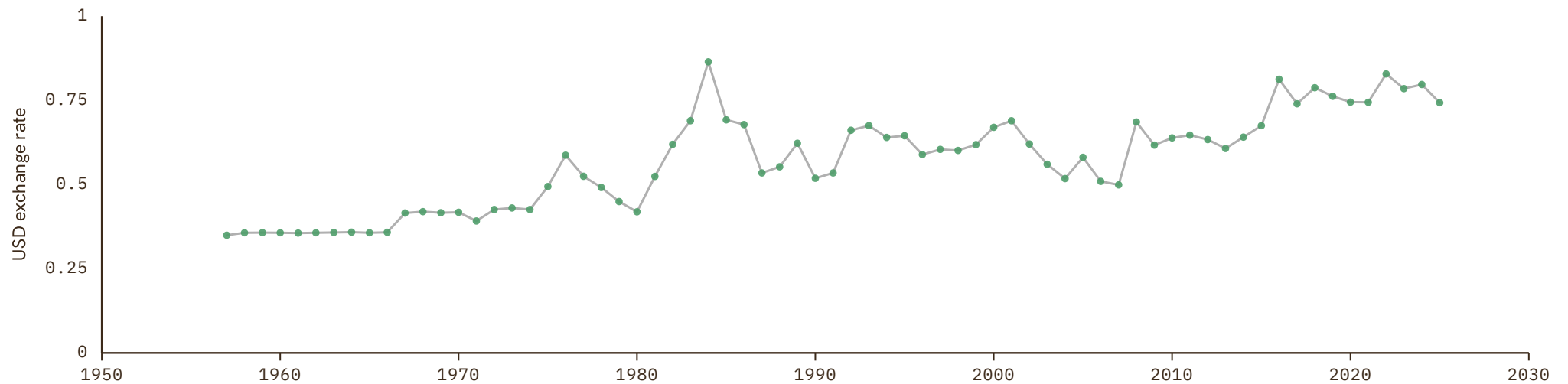
UNIT
1 USD in LC

1 Source composition

SOURCE	CODE	TIME SPAN	NOTES
International Monetary Fund (2025)	IMF IFS	1957 - 2025	Baseline source, overlaps with anchor year 2018.

2 Harmonised series

— GMD estimate ● IMF IFS



Kiribati

COVERAGE
1950-2030

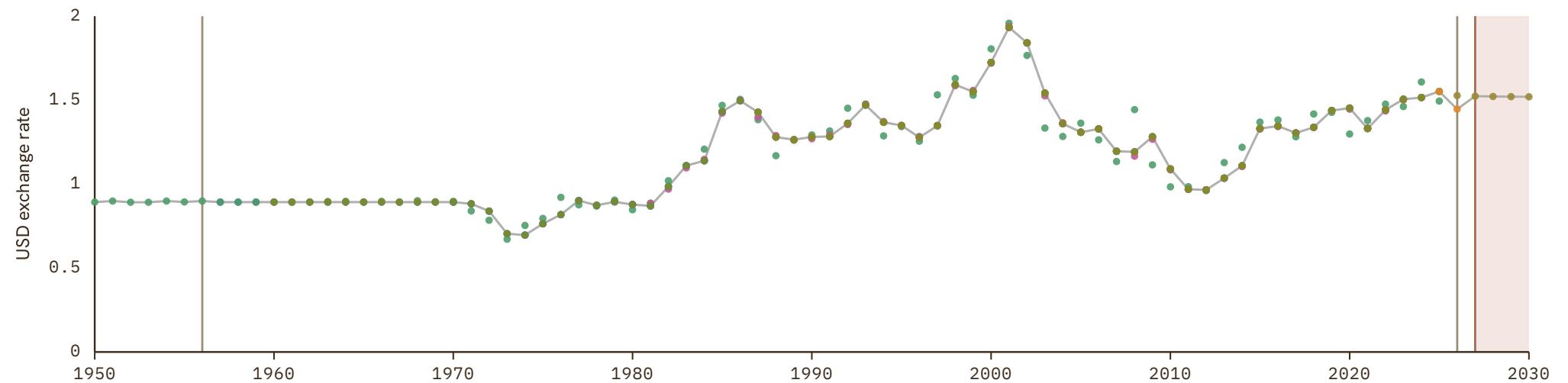
UNIT
1 USD in LC

1 Source composition

SOURCE	CODE	TIME SPAN	NOTES
International Monetary Fund (2025)	IMF IFS	1950 - 1956	Replacing using overlapping data in 1957.
Bank for Internl Settlements (2024)	BIS	1957 - 2025	Baseline source, overlaps with anchor year 2018.
World Bank (2026)	WB GEM	2026 - 2026	Replacing using overlapping data in 2027.
International Monetary Fund (2025) (forecasts)	IMF WEO forecast	2027 - 2030	Replacing using overlapping data in 2031.

2 Harmonised series

GMD forecast
 — GMD estimate
 | Source change
 ● ADB
 ● BIS
 ● IMF IFS
 ● IMF WEO
 ● IMF WEO forecast
 ● UN
 ● WB GEM
 ● WDI



Kosovo

COVERAGE
1990-2030

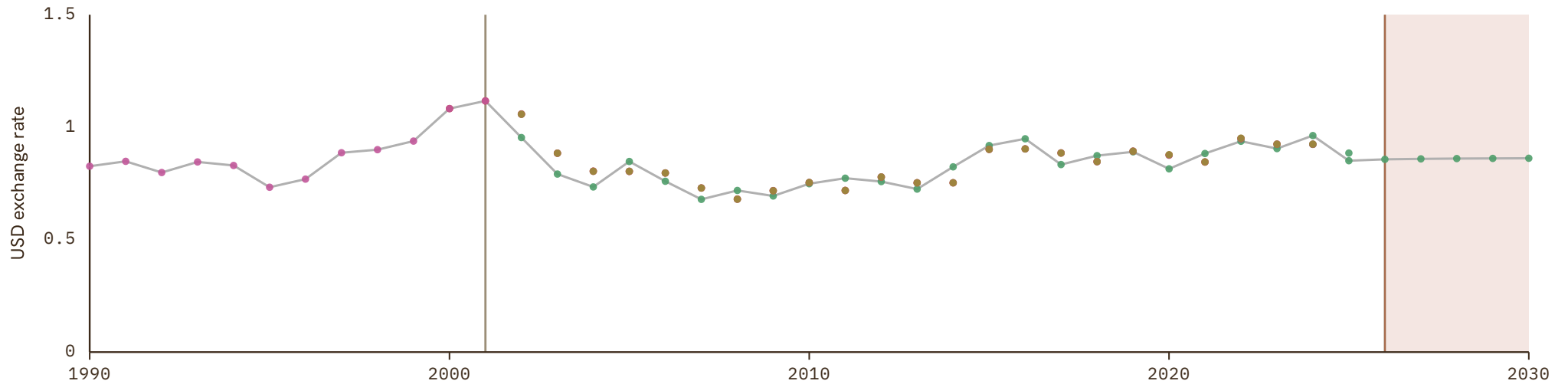
UNIT
1 USD in LC

1 Source composition

SOURCE	CODE	TIME SPAN	NOTES
United Nations (2024)	UN	1990 - 2001	Replacing using overlapping data in 2002.
International Monetary Fund (2025)	IMF IFS	2002 - 2025	Baseline source, overlaps with anchor year 2018.
International Monetary Fund (2025) (forecasts)	IMF WEO forecast	2026 - 2030	Replacing using overlapping data in 2031.

2 Harmonised series

■ GMD forecast
 — GMD estimate
 Source change
 ● IMF IFS
 ● IMF WEO
 ● IMF WEO forecast
 ● UN
 ● WDI



Liechtenstein

COVERAGE
1950–2030

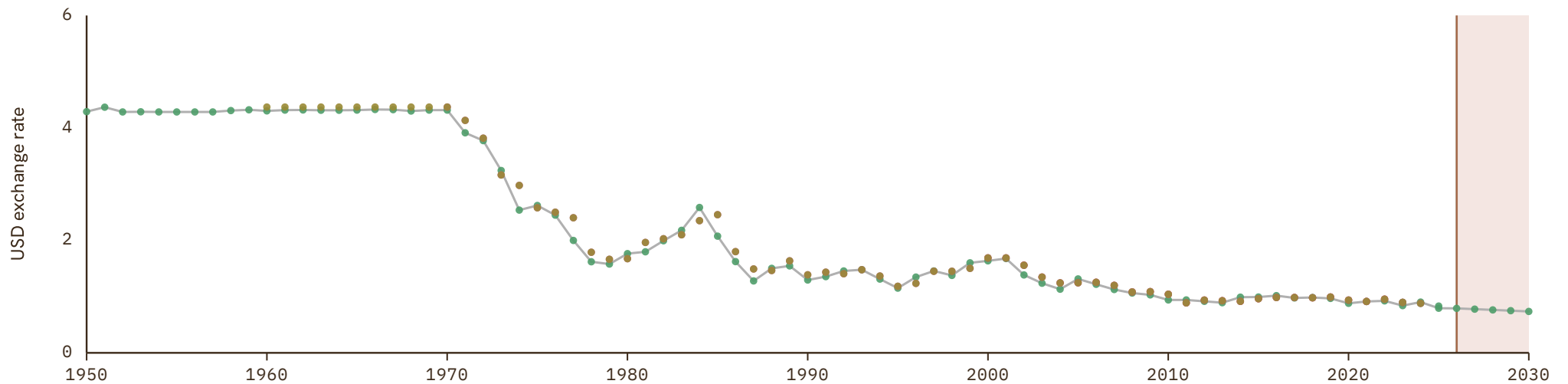
UNIT
1 USD in LC

1 Source composition

SOURCE	CODE	TIME SPAN	NOTES
International Monetary Fund (2025)	IMF IFS	1950 - 2025	Baseline source, overlaps with anchor year 2018.
International Monetary Fund (2025) (forecasts)	IMF WEO forecast	2026 - 2030	Replacing using overlapping data in 2031.

2 Harmonised series

GMD forecast
 — GMD estimate
 | Source change
 ● IMF IFS
 ● IMF WEO
 ● IMF WEO forecast
 ● UN
 ● WDI



Macau

COVERAGE
1967-2030

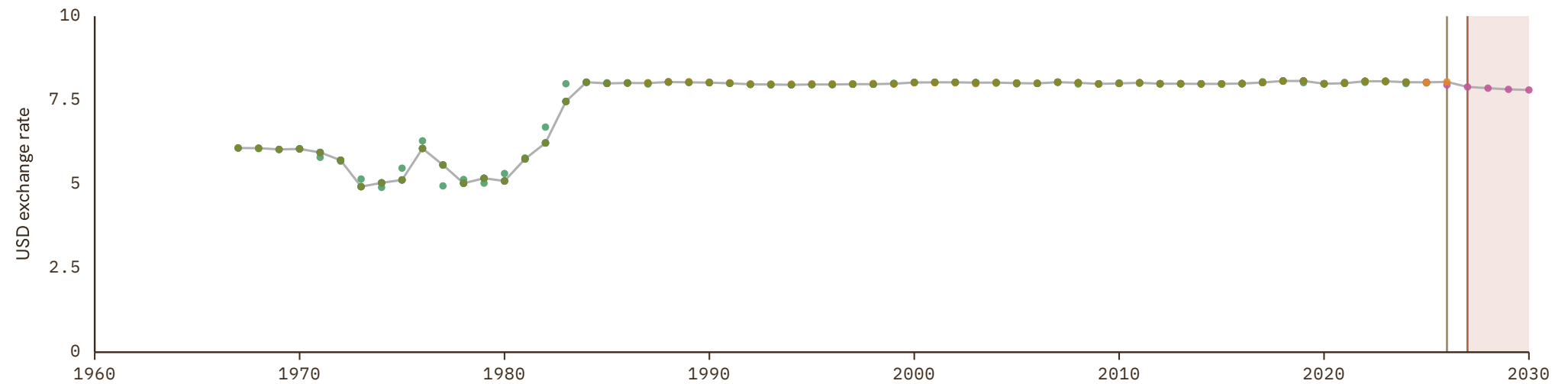
UNIT
1 USD in LC

1 Source composition

SOURCE	CODE	TIME SPAN	NOTES
Bank for Internl Settlements (2024)	BIS	1967 - 2025	Baseline source, overlaps with anchor year 2018.
World Bank (2026)	WB GEM	2026 - 2026	Replacing using overlapping data in 2027.
International Monetary Fund (2025) (forecasts)	IMF WEO forecast	2027 - 2030	Replacing using overlapping data in 2031.

2 Harmonised series

GMD forecast
 — GMD estimate
 | Source change
 ● BIS
 ● IMF IFS
 ● IMF WEO
 ● IMF WEO forecast
 ● PWT
 ● UN
 ● WB GEM
 ● WDI



Marshall Islands

COVERAGE
1960-2030

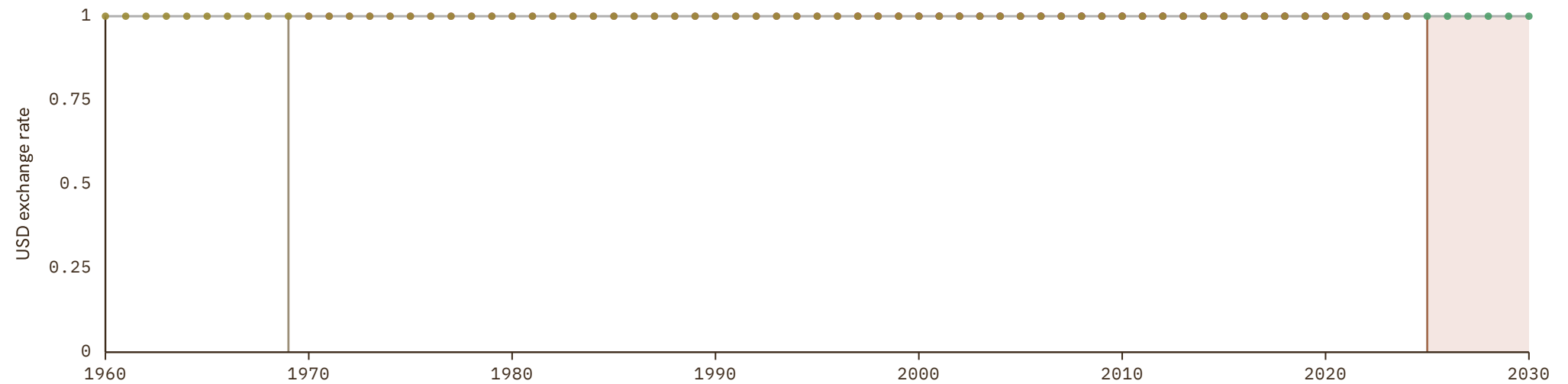
UNIT
1 USD in LC

1 Source composition

SOURCE	CODE	TIME SPAN	NOTES
World Bank (2024)	WDI	1960 - 1969	Replacing using overlapping data in 1970.
United Nations (2024)	UN	1970 - 2024	Baseline source, overlaps with anchor year 2018.
International Monetary Fund (2025) (forecasts)	IMF WEO forecast	2025 - 2030	Replacing using overlapping data in 2031.

2 Harmonised series

GMD forecast
 — GMD estimate
| Source change
● ADB
● IMF WEO
● IMF WEO forecast
● UN
● WDI



Martinique

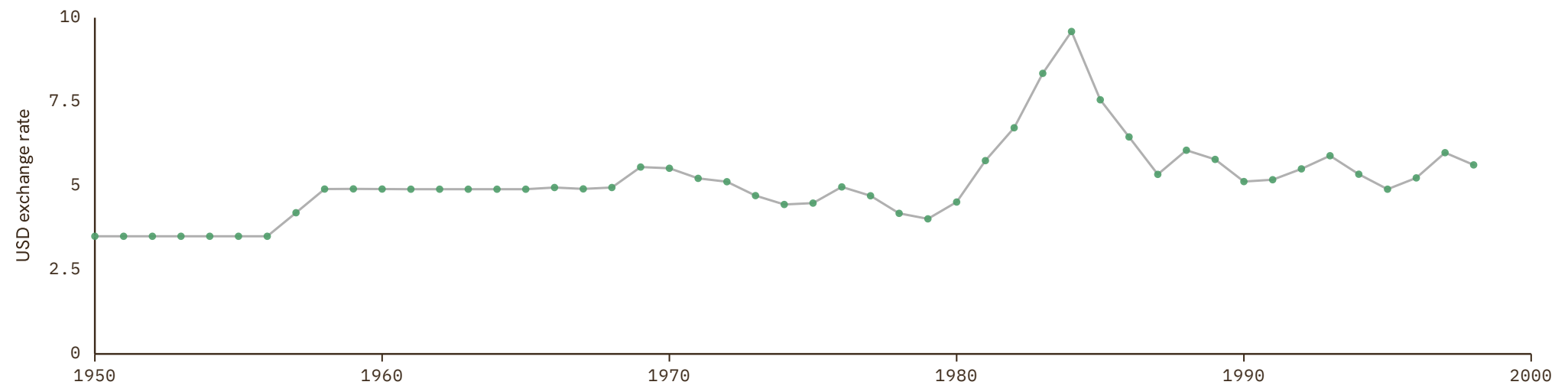
COVERAGE
1950–1998UNIT
1 USD in LC

1 Source composition

SOURCE	CODE	TIME SPAN	NOTES
International Monetary Fund (2025)	IMF IFS	1950 - 1998	Replacing using overlapping data in 1999.

2 Harmonised series

— GMD estimate ● IMF IFS



Micronesia (Federated States of)

COVERAGE
1940-2030

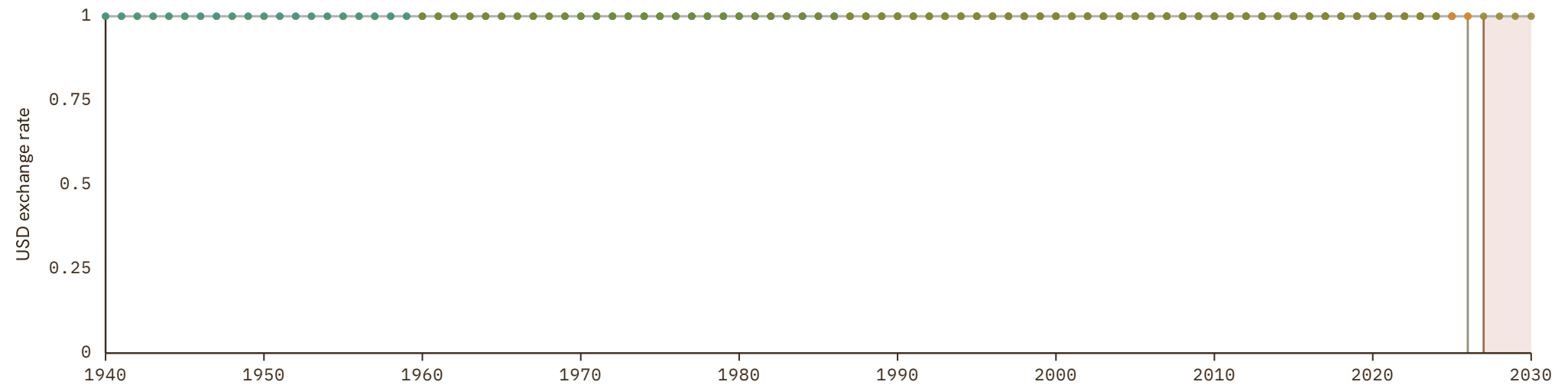
UNIT
1 USD in LC

1 Source composition

SOURCE	CODE	TIME SPAN	NOTES
Bank for Internl Settlements (2024)	BIS	1940 - 2025	Baseline source, overlaps with anchor year 2018.
World Bank (2026)	WB GEM	2026 - 2026	Replacing using overlapping data in 2027.
International Monetary Fund (2025) (forecasts)	IMF WEO forecast	2027 - 2030	Replacing using overlapping data in 2031.

2 Harmonised series

GMD forecast
 — GMD estimate
| Source change
● ADB
● BIS
● IMF IFS
● IMF WEO
● IMF WEO forecast
● UN
● WB GEM
● WDI



Montserrat

COVERAGE
1957-2025

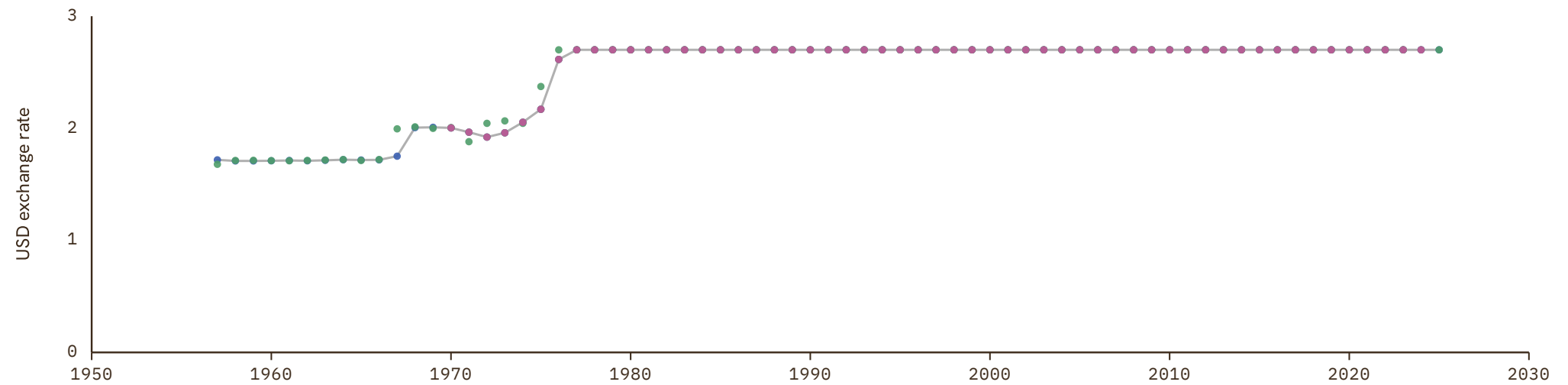
UNIT
1 USD in LC

1 Source composition

SOURCE	CODE	TIME SPAN	NOTES
Bank for Internl Settlements (2024)	BIS	1957 - 2025	Baseline source, overlaps with anchor year 2018.

2 Harmonised series

— GMD estimate ● BIS ● IMF IFS ● PWT ● UN



Nauru

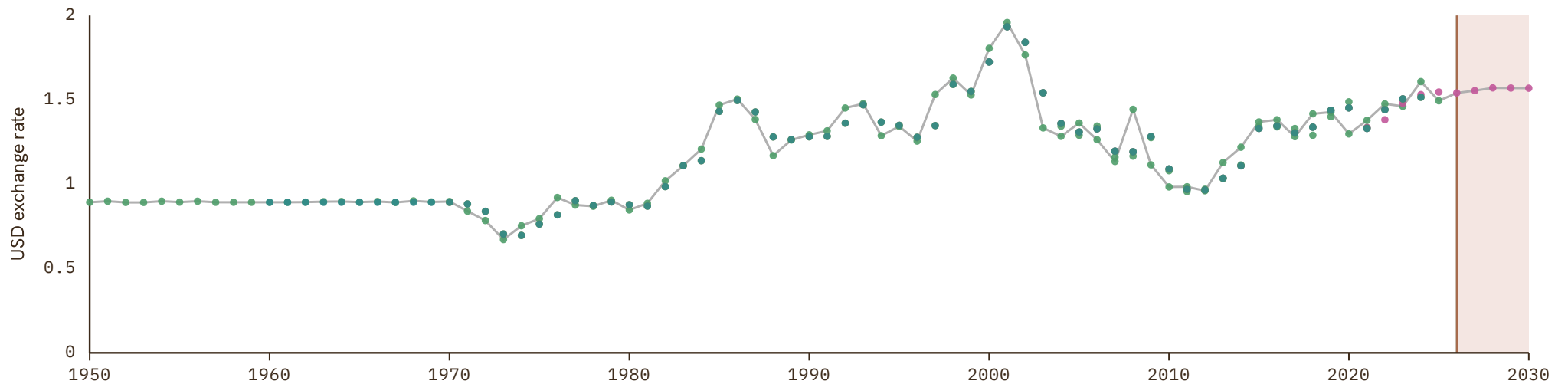
COVERAGE | UNIT
1950-2030 | 1 USD in LC

1 Source composition

SOURCE	CODE	TIME SPAN	NOTES
International Monetary Fund (2025)	IMF IFS	1950 - 2025	Baseline source, overlaps with anchor year 2018.
International Monetary Fund (2025) (forecasts)	IMF WEO forecast	2026 - 2030	Replacing using overlapping data in 2031.

2 Harmonised series

GMD forecast
 — GMD estimate
 | Source change
 ● ADB
 ● IMF IFS
 ● IMF WEO
 ● IMF WEO forecast
 ● UN
 ● WDI



New Caledonia

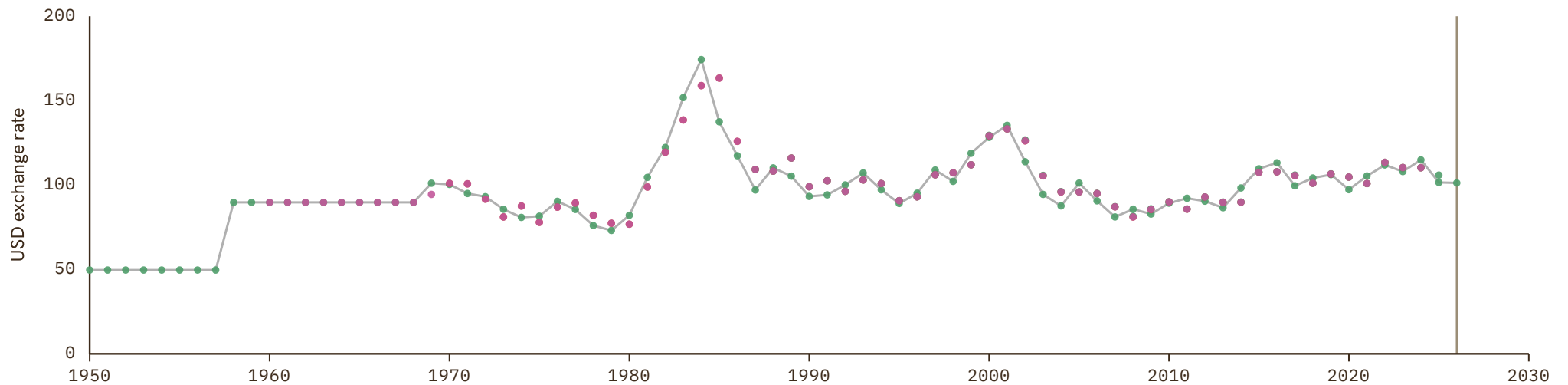
COVERAGE | UNIT
1950-2026 | 1 USD in LC

1 Source composition

SOURCE	CODE	TIME SPAN	NOTES
International Monetary Fund (2025)	IMF IFS	1950 - 2025	Baseline source, overlaps with anchor year 2018.
World Bank (2026)	WB GEM	2026 - 2026	Replacing using overlapping data in 2027.

2 Harmonised series

— GMD estimate | | Source change ● IMF IFS ● UN ● WB GEM ● WDI



Niue

COVERAGE
2000-2023

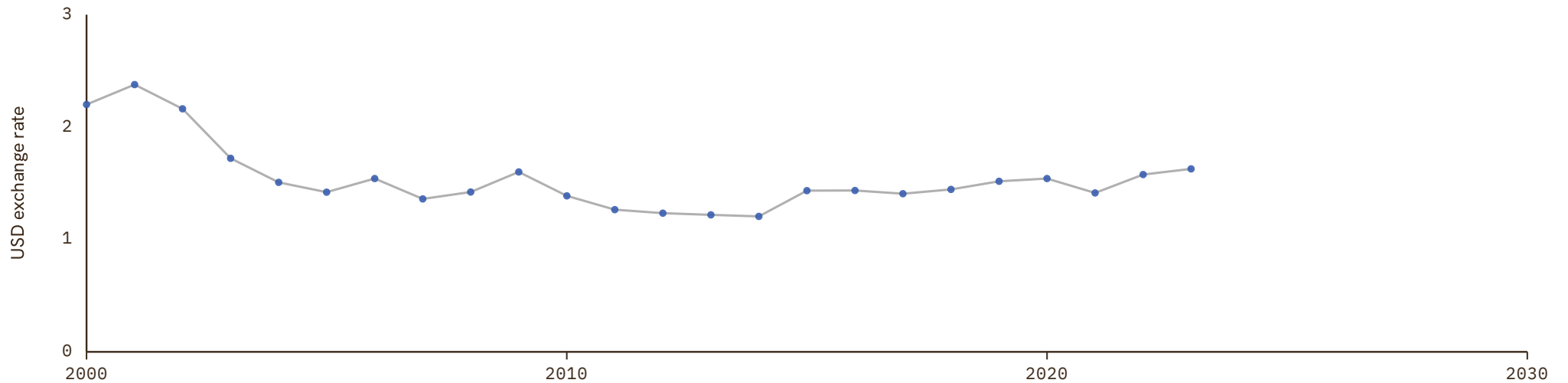
UNIT
1 USD in LC

1 Source composition

SOURCE	CODE	TIME SPAN	NOTES
Asian Development Bank (2024)	ADB	2000 - 2023	Baseline source, overlaps with anchor year 2018.

2 Harmonised series

— GMD estimate ● ADB



Northern Mariana Islands

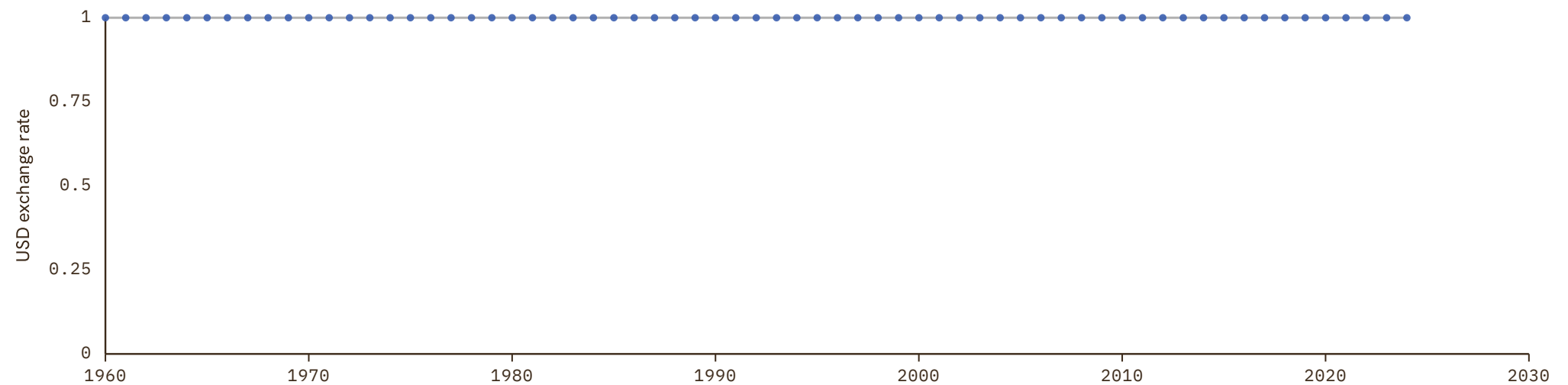
COVERAGE
1960–2024UNIT
1 USD in LC

1 Source composition

SOURCE	CODE	TIME SPAN	NOTES
World Bank (2024)	WDI	1960 - 2024	Baseline source, overlaps with anchor year 2018.

2 Harmonised series

— GMD estimate ● WDI



Palau

COVERAGE
1970-2030

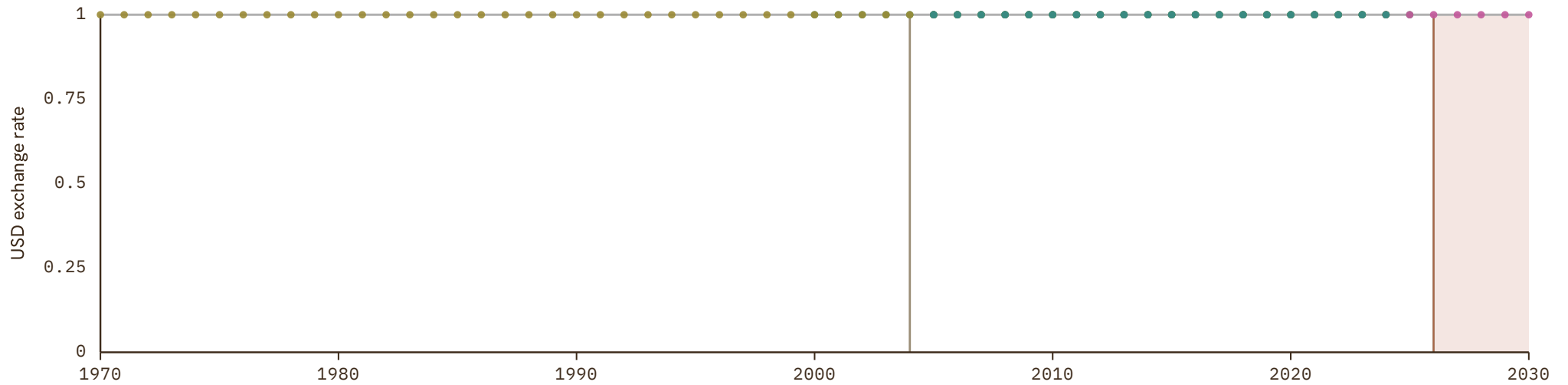
UNIT
1 USD in LC

1 Source composition

SOURCE	CODE	TIME SPAN	NOTES
United Nations (2024)	UN	1970 - 2004	Replacing using overlapping data in 2005.
International Monetary Fund (2025)	IMF IFS	2005 - 2025	Baseline source, overlaps with anchor year 2018.
International Monetary Fund (2025) (forecasts)	IMF WEO forecast	2026 - 2030	Replacing using overlapping data in 2031.

2 Harmonised series

GMD forecast
 — GMD estimate
| Source change
● ADB
● IMF IFS
● IMF WEO
● IMF WEO forecast
● UN
● WDI



Réunion

COVERAGE
1950-1998

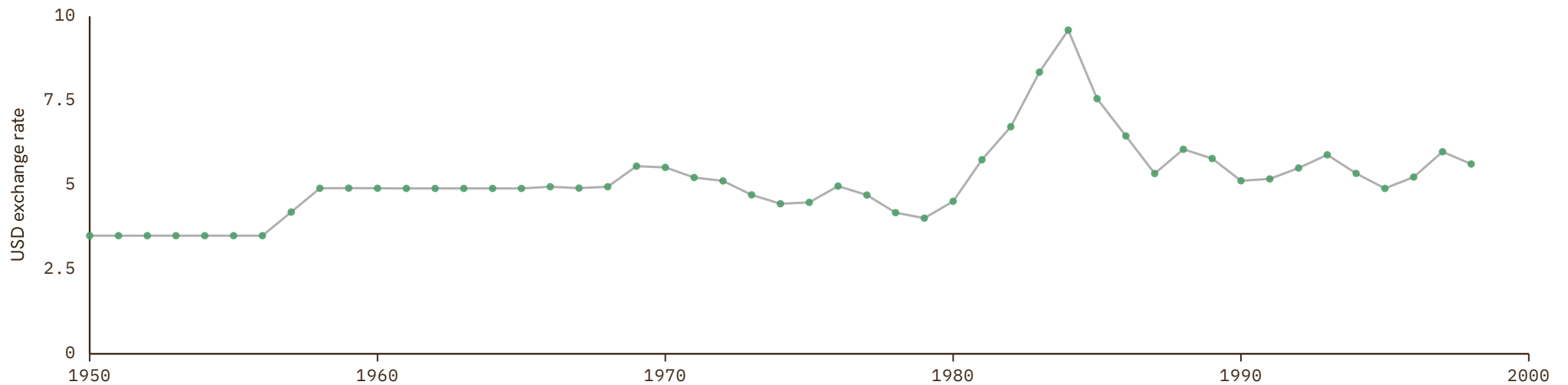
UNIT
1 USD in LC

1 Source composition

SOURCE	CODE	TIME SPAN	NOTES
International Monetary Fund (2025)	IMF IFS	1950 - 1998	Replacing using overlapping data in 1999.

2 Harmonised series

— GMD estimate ● IMF IFS



Saint Helena, Ascension and Tristan da Cunha

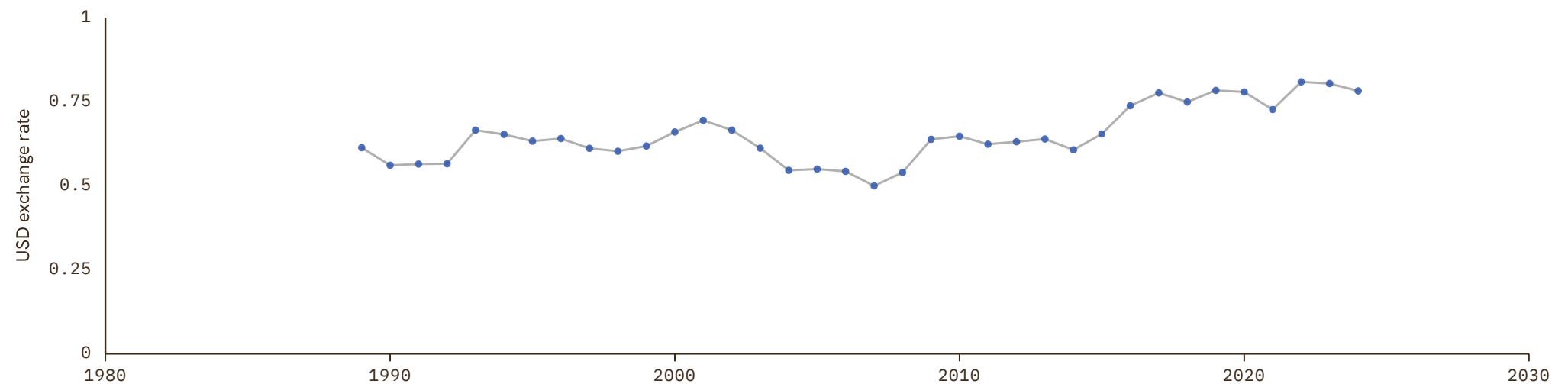
COVERAGE
1989–2024UNIT
1 USD in LC

1 Source composition

SOURCE	CODE	TIME SPAN	NOTES
Banca d'Italia (2024)	BIT	1989 - 2024	Baseline source, overlaps with anchor year 2018.

2 Harmonised series

— GMD estimate ● BIT



Saint Kitts and Nevis

COVERAGE
1950–2030

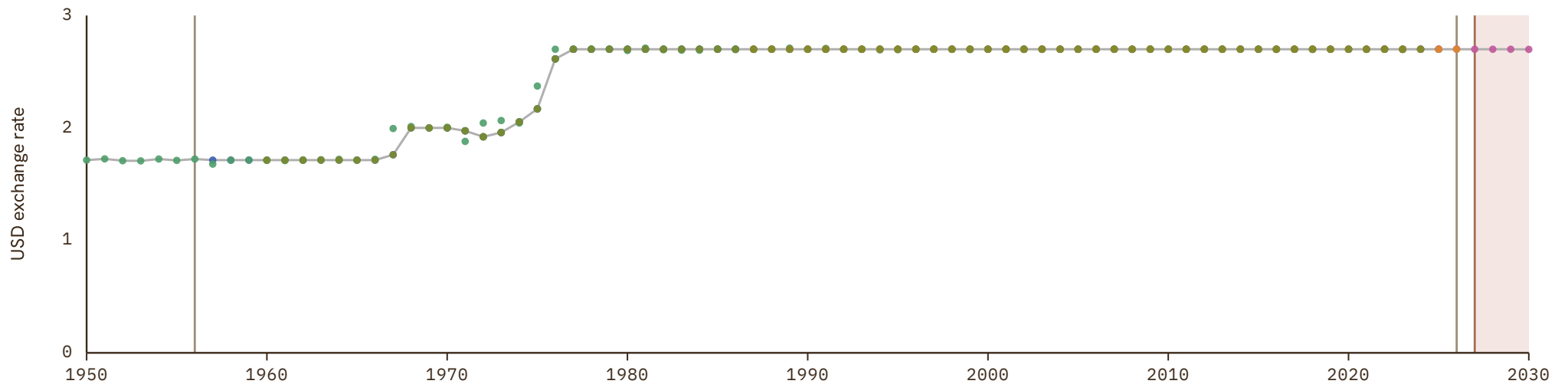
UNIT
1 USD in LC

1 Source composition

SOURCE	CODE	TIME SPAN	NOTES
International Monetary Fund (2025)	IMF IFS	1950 - 1956	Replacing using overlapping data in 1957.
Bank for Internl Settlements (2024)	BIS	1957 - 2025	Baseline source, overlaps with anchor year 2018.
World Bank (2026)	WB GEM	2026 - 2026	Replacing using overlapping data in 2027.
International Monetary Fund (2025) (forecasts)	IMF WEO forecast	2027 - 2030	Replacing using overlapping data in 2031.

2 Harmonised series

GMD forecast
 — GMD estimate
 | Source change
 ● BIS
 ● IMF IFS
 ● IMF WEO
 ● IMF WEO forecast
 ● PWT
 ● UN
 ● WB GEM
 ● WDI



Saint Lucia

COVERAGE
1950-2030

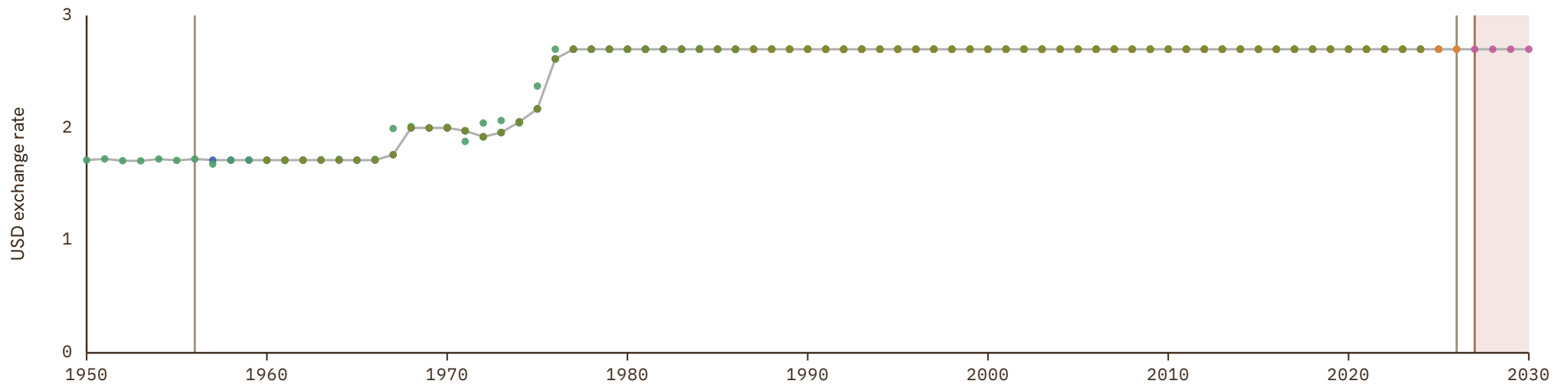
UNIT
1 USD in LC

1 Source composition

SOURCE	CODE	TIME SPAN	NOTES
International Monetary Fund (2025)	IMF IFS	1950 - 1956	Replacing using overlapping data in 1957.
Bank for Internl Settlements (2024)	BIS	1957 - 2025	Baseline source, overlaps with anchor year 2018.
World Bank (2026)	WB GEM	2026 - 2026	Replacing using overlapping data in 2027.
International Monetary Fund (2025) (forecasts)	IMF WEO forecast	2027 - 2030	Replacing using overlapping data in 2031.

2 Harmonised series

GMD forecast
 — GMD estimate
 | Source change
 ● BIS
 ● IMF IFS
 ● IMF WEO
 ● IMF WEO forecast
 ● PWT
 ● UN
 ● WB GEM
 ● WDI



Saint Pierre and Miquelon

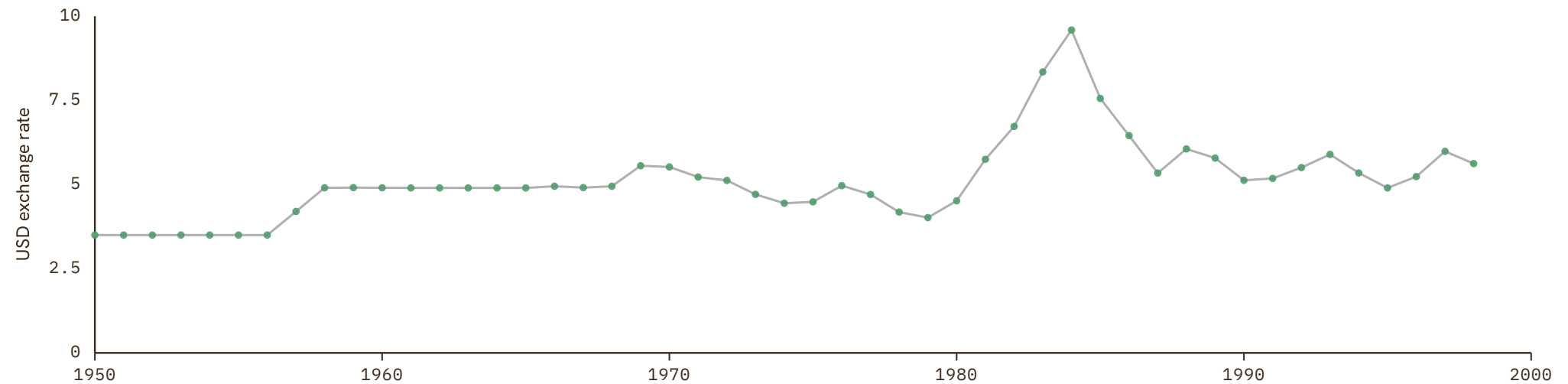
COVERAGE
1950–1998UNIT
1 USD in LC

1 Source composition

SOURCE	CODE	TIME SPAN	NOTES
International Monetary Fund (2025)	IMF IFS	1950 - 1998	Replacing using overlapping data in 1999.

2 Harmonised series

— GMD estimate ● IMF IFS



Saint Vincent and the Grenadines

COVERAGE
1950–2030

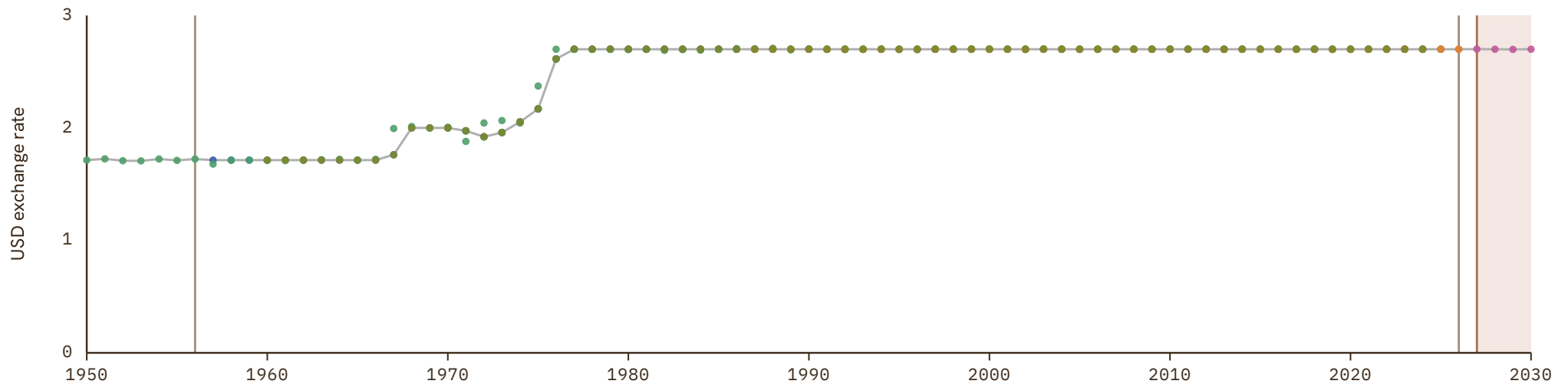
UNIT
1 USD in LC

1 Source composition

SOURCE	CODE	TIME SPAN	NOTES
International Monetary Fund (2025)	IMF IFS	1950 - 1956	Replacing using overlapping data in 1957.
Bank for Internl Settlements (2024)	BIS	1957 - 2025	Baseline source, overlaps with anchor year 2018.
World Bank (2026)	WB GEM	2026 - 2026	Replacing using overlapping data in 2027.
International Monetary Fund (2025) (forecasts)	IMF WEO forecast	2027 - 2030	Replacing using overlapping data in 2031.

2 Harmonised series

GMD forecast
 — GMD estimate
 | Source change
 ● BIS
 ● IMF IFS
 ● IMF WEO
 ● IMF WEO forecast
 ● PWT
 ● UN
 ● WB GEM
 ● WDI



Samoa

COVERAGE
1950–2030

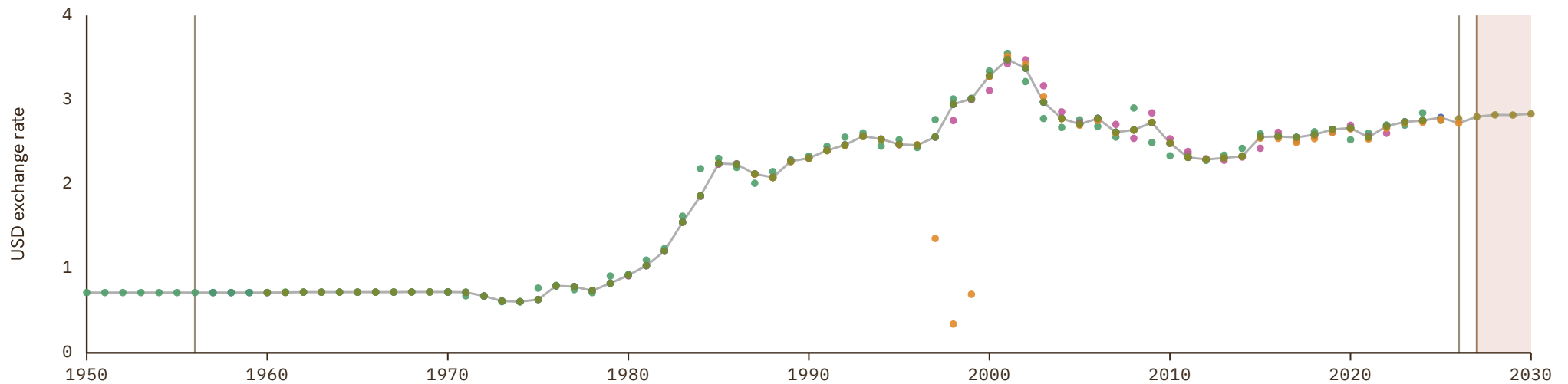
UNIT
1 USD in LC

1 Source composition

SOURCE	CODE	TIME SPAN	NOTES
International Monetary Fund (2025)	IMF IFS	1950 - 1956	Replacing using overlapping data in 1957.
Bank for Internl Settlements (2024)	BIS	1957 - 2025	Baseline source, overlaps with anchor year 2018.
World Bank (2026)	WB GEM	2026 - 2026	Replacing using overlapping data in 2027.
International Monetary Fund (2025) (forecasts)	IMF WEO forecast	2027 - 2030	Replacing using overlapping data in 2031.

2 Harmonised series

GMD forecast
 — GMD estimate
 | Source change
 ● ADB
 ● BIS
 ● IMF IFS
 ● IMF WEO
 ● IMF WEO forecast
 ● UN
 ● WB GEM
 ● WDI



San Marino

COVERAGE
1950–2030

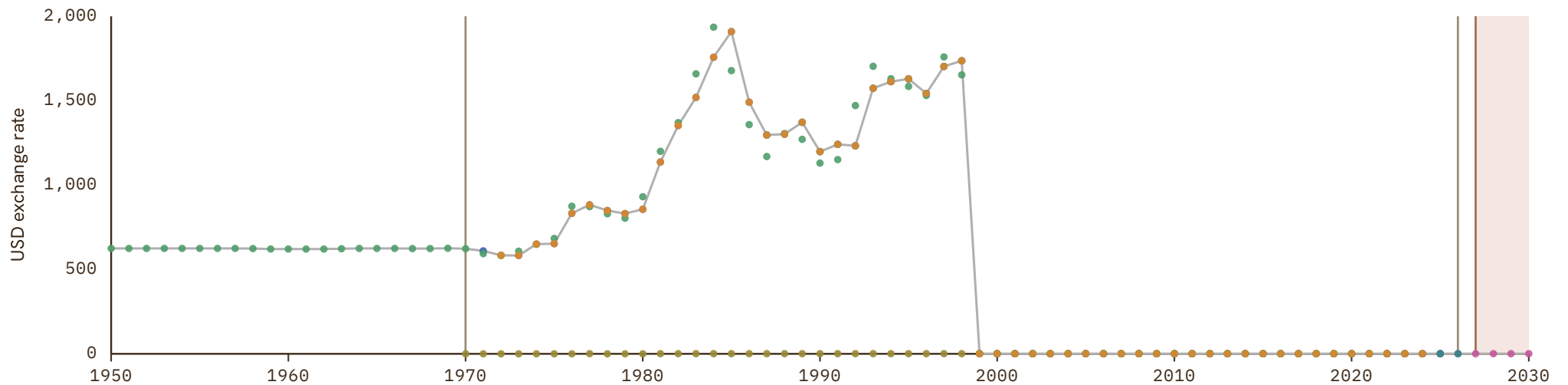
UNIT
1 USD in LC

1 Source composition

SOURCE	CODE	TIME SPAN	NOTES
International Monetary Fund (2025)	IMF IFS	1950 - 1970	Replacing using overlapping data in 1971.
Bank for Internl Settlements (2024)	BIS	1971 - 2025	Baseline source, overlaps with anchor year 2018.
World Bank (2026)	WB GEM	2026 - 2026	Replacing using overlapping data in 2027.
International Monetary Fund (2025) (forecasts)	IMF WEO forecast	2027 - 2030	Replacing using overlapping data in 2031.

2 Harmonised series

GMD forecast
 — GMD estimate
 | Source change
 ● BIS
 ● IMF IFS
 ● IMF WEO
 ● IMF WEO forecast
 ● UN
 ● WB GEM
 ● WDI



Sint Maarten

COVERAGE
2005-2025


UNIT
1 USD in LC

1 Source composition

SOURCE	CODE	TIME SPAN	NOTES
United Nations (2024)	UN	2005 - 2009	Replacing using overlapping data in 2010.
International Monetary Fund (2025)	IMF IFS	2010 - 2025	Baseline source, overlaps with anchor year 2018.

2 Harmonised series

— GMD estimate | Source change ● IMF IFS ● PWT ● UN ● WDI



Solomon Islands

COVERAGE
1950-2030

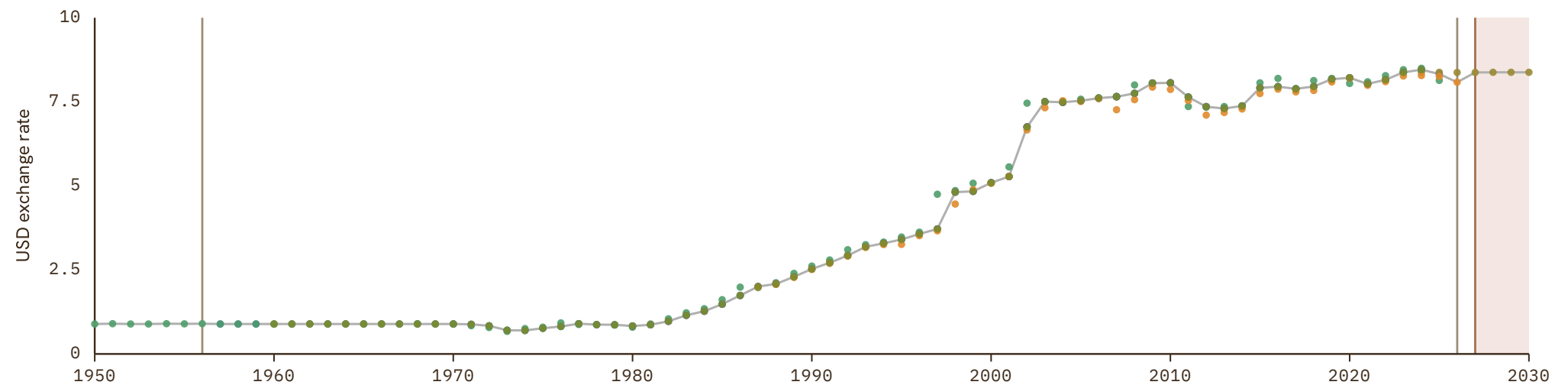
UNIT
1 USD in LC

1 Source composition

SOURCE	CODE	TIME SPAN	NOTES
International Monetary Fund (2025)	IMF IFS	1950 - 1956	Replacing using overlapping data in 1957.
Bank for Internl Settlements (2024)	BIS	1957 - 2025	Baseline source, overlaps with anchor year 2018.
World Bank (2026)	WB GEM	2026 - 2026	Replacing using overlapping data in 2027.
International Monetary Fund (2025) (forecasts)	IMF WEO forecast	2027 - 2030	Replacing using overlapping data in 2031.

2 Harmonised series

GMD forecast
 — GMD estimate
 | Source change
 ● ADB
 ● BIS
 ● IMF IFS
 ● IMF WEO
 ● IMF WEO forecast
 ● UN
 ● WB GEM
 ● WDI



Tonga

COVERAGE
1950–2030

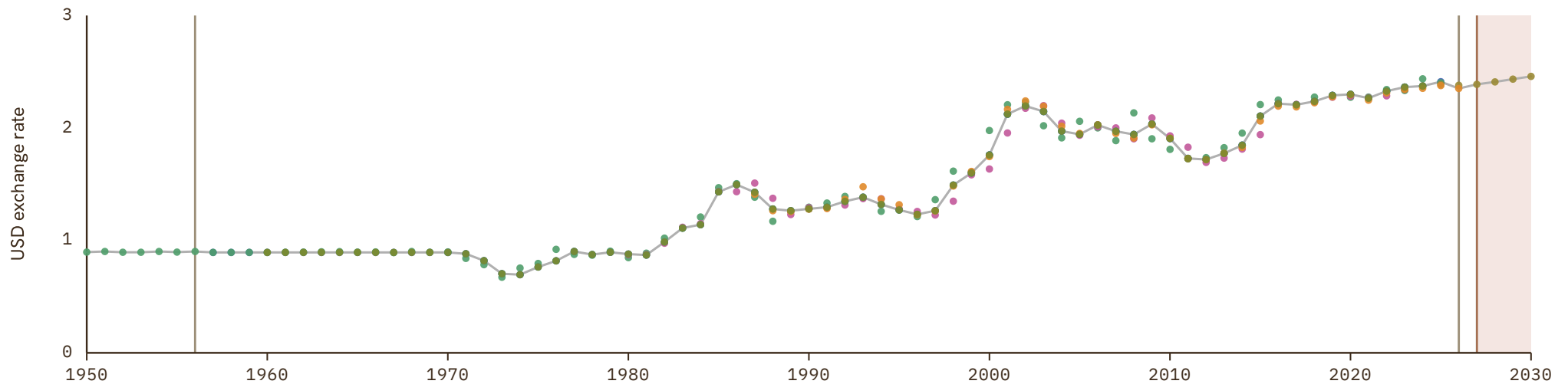
UNIT
1 USD in LC

1 Source composition

SOURCE	CODE	TIME SPAN	NOTES
International Monetary Fund (2025)	IMF IFS	1950 - 1956	Replacing using overlapping data in 1957.
Bank for Internl Settlements (2024)	BIS	1957 - 2025	Baseline source, overlaps with anchor year 2018.
World Bank (2026)	WB GEM	2026 - 2026	Replacing using overlapping data in 2027.
International Monetary Fund (2025) (forecasts)	IMF WEO forecast	2027 - 2030	Replacing using overlapping data in 2031.

2 Harmonised series

GMD forecast
 — GMD estimate
 | Source change
 ● ADB
 ● BIS
 ● IMF IFS
 ● IMF WEO
 ● IMF WEO forecast
 ● UN
 ● WB GEM
 ● WDI



Turks and Caicos Islands

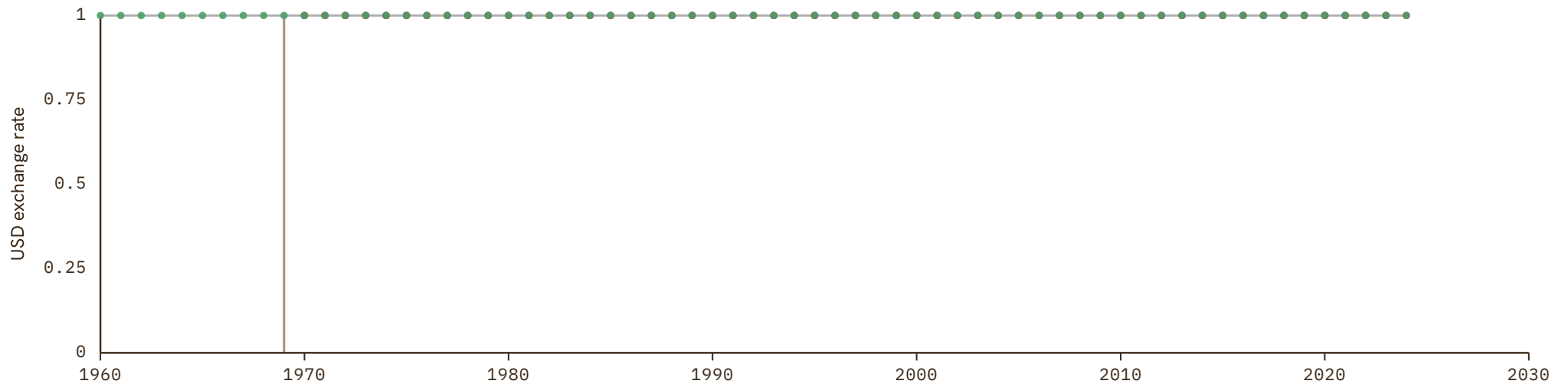
COVERAGE
1960–2024UNIT
1 USD in LC

1 Source composition

SOURCE	CODE	TIME SPAN	NOTES
World Bank (2024)	WDI	1960 - 1969	Replacing using overlapping data in 1970.
United Nations (2024)	UN	1970 - 2024	Baseline source, overlaps with anchor year 2018.

2 Harmonised series

— GMD estimate | Source change ● PWT ● UN ● WDI



Tuvalu

COVERAGE
1950–2030

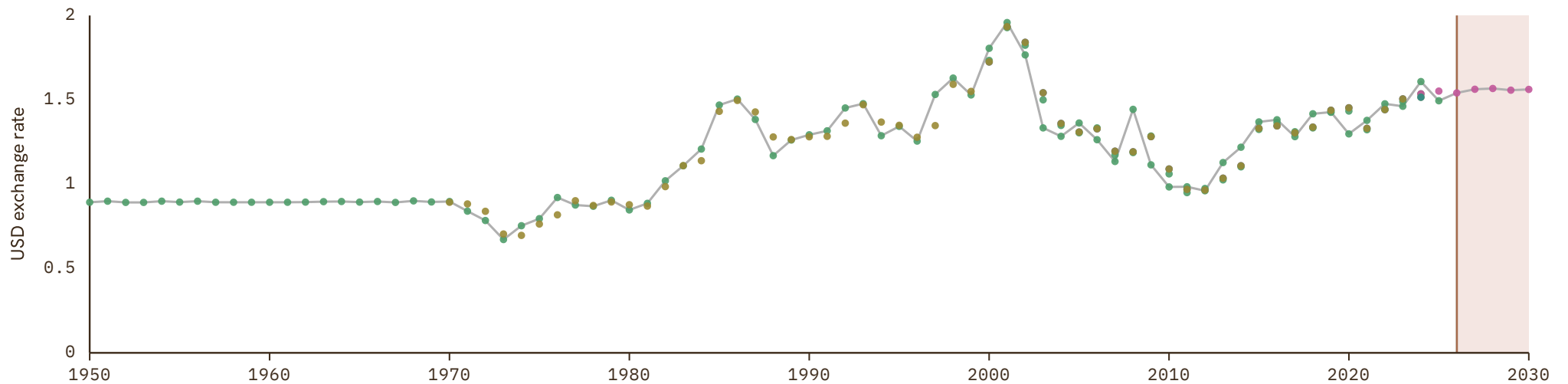
UNIT
1 USD in LC

1 Source composition

SOURCE	CODE	TIME SPAN	NOTES
International Monetary Fund (2025)	IMF IFS	1950 - 2025	Baseline source, overlaps with anchor year 2018.
International Monetary Fund (2025) (forecasts)	IMF WEO forecast	2026 - 2030	Replacing using overlapping data in 2031.

2 Harmonised series

GMD forecast
 — GMD estimate
 | Source change
 ● ADB
 ● IMF IFS
 ● IMF WEO
 ● IMF WEO forecast
 ● UN
 ● WDI



US Virgin Islands

COVERAGE
1918-2024

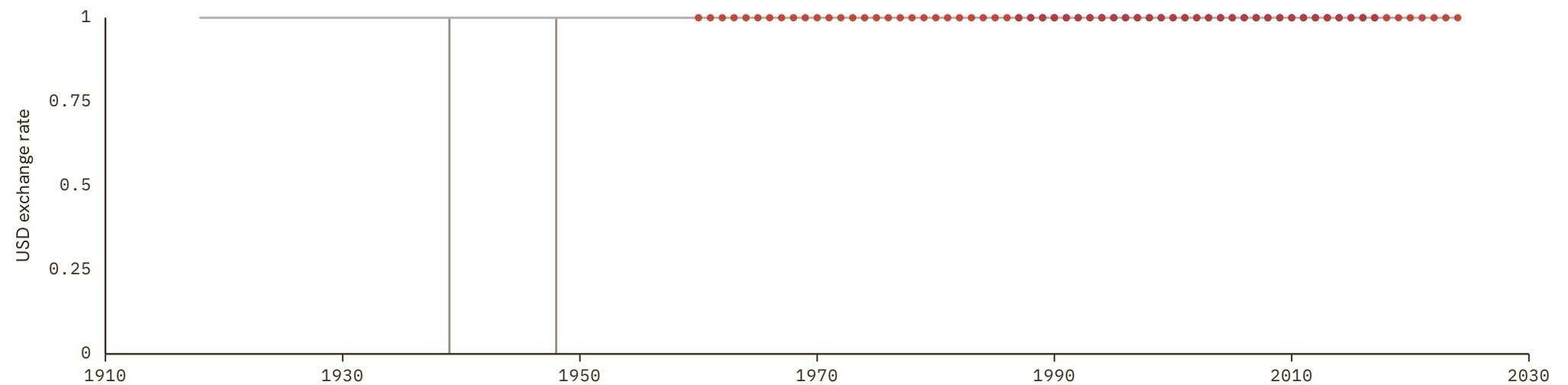
UNIT
1 USD in LC

1 Source composition

SOURCE	CODE	TIME SPAN	NOTES
Federico et al. (2019)	Tena	1898 - 2024	Baseline source, overlaps with anchor year 2018.

2 Harmonised series

— GMD estimate | Source change ● WB GEM ● WDI



Vanuatu

COVERAGE
1950-2030

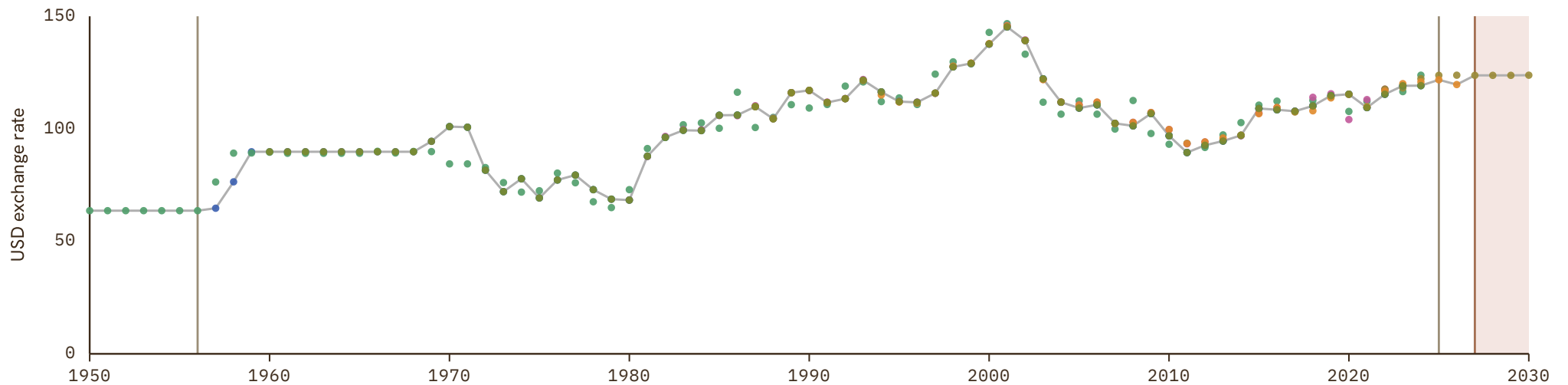
UNIT
1 USD in LC

1 Source composition

SOURCE	CODE	TIME SPAN	NOTES
International Monetary Fund (2025)	IMF IFS	1950 - 1956	Replacing using overlapping data in 1957.
Bank for Internl Settlements (2024)	BIS	1957 - 2024	Baseline source, overlaps with anchor year 2018.
World Bank (2026)	WB GEM	2025 - 2026	Replacing using overlapping data in 2027.
International Monetary Fund (2025) (forecasts)	IMF WEO forecast	2027 - 2030	Replacing using overlapping data in 2031.

2 Harmonised series

GMD forecast
 — GMD estimate
 | Source change
 ● ADB
 ● BIS
 ● IMF IFS
 ● IMF WEO
 ● IMF WEO forecast
 ● UN
 ● WB GEM
 ● WDI



References

ADB Asian Development Bank (2024). Key Indicators Database. <https://kidb.adb.org>

AHSTAT IEC, Hitotsubashi University (2020). Asian Historical Statistics: Basic Data for Asian Economic History. <https://www.ier.hit-u.ac.jp/English/databases/index.html#c01>

AMF Arab Monetary Fund (2024). Arab Economic Database. <https://www.amf.org.ae/ar>

BIS Bank for International Settlements (2024). BIS Statistics. Bank for International Settlements. <https://www.bis.org/statistics/>

BIT Banca d'Italia (2024). Historical Exchange Rates Database. <https://tassidicambio.bancaditalia.it/terzevalute-wf-ui-web/converter>

BORDO Michael Bordo and Barry Eichengreen and Daniela Klingebiel and Maria S. Martínez-Peria (2001). Is the Crisis Problem Growing More Severe?. <https://ideas.repec.org/a/oup/ecpoli/v16y2001i32p52-82..html>

COMECON Banushi, Xhesika and Bykova, Alexandra and Frei, Magdalena and Kochnev, Artem and Mara, Isilda and Neubauer, Manuel and Prasch, Renate and Ruskova, Hana and Schwarzhappel, Monika and Zenz, David (2024). Introducing the wiiw COMECON Dataset. The Vienna Institute for International Economic Studies (wiiw). <https://comecon.wiiw.ac.at/>

CS1_BRA IPEA (2024). IPEA Data. Instituto de Pesquisa Econômica Aplicada. <http://www.ipeadata.gov.br>

CS1_CAN Statistics Canada (2024). Historical Statistics of Canada: Section F: Gross National Product, the Capital Stock, and Productivity. <https://www150.statcan.gc.ca/n1/pub/11-516-x/sectionf/4057751-eng.htm>

CS1_DNK Abildgren, Kim (2017). A Chart & Data Book on the Monetary and Financial History of Denmark. Working Paper. <https://sites.google.com/view/kim-abildgren/historical-statistics>

CS1_HKG Hong Kong Institute (2024). Hong Kong Economic History Database. Hong Kong Institute for Monetary and Financial Research. <https://www.aof.org.hk/research/HKIMR/publications-and-research/hong-kong-economic-history-database>

CS1_MEX Martín Moreno, Sergio (curator) (2026). Archivo de Historia Económica de México — Base de Datos Histórica Siglo XX, 1876-2025. File ABASEXX01.xlsx (Base de datos general). <https://archivohistoriaeconomicamexico.com/basededatos.aspx>

CS1_NZL NZ Inst. Economic Research (2026). Data1850: Long-Run Statistics for New Zealand. <https://nzier.shinyapps.io/data1850/>

CS1_PER Banco Central de Reserva, Perú (2022). BCRP 100 Años: Series Estadísticas. Banco Central de Reserva del Perú. <https://www.bcrp.gob.pe/>

CS1_VEN Baptista, Asdrúbal (1997). Bases Cuantitativas de la Economía Venezolana 1830-1995. Fundación Polar. https://bibliofep.fundacionempresaspolar.org/media/1378171/09-baseseconomia_libro.pdf

CS2_COL Banco de la República, Colombia (2026). Series Estadísticas Históricas — Unidad de Bases de Datos Apertura (UBA). Banco de la República de Colombia. <https://ubab.anrep.gov.co>

CS2_DEU Deutsche Bundesbank (1976). Deutsches Geld- und Bankwesen in Zahlen 1876-1945.

CS2_ISL Statistics Iceland (1997). Hagskinna — Icelandic Historical Statistics from the 17th Century to 1990. Hagstofa Íslands. <https://baekur.is/bok/8f318e69-dc49-4a9f-a8ec-805b2352bad0>

CS2_NOR Eitheim, Øyvind and Klovland, Jan T. and Qvigstad, Jan F. (2023). Historical Monetary and Financial Statistics for Norway. Norges Bank. <https://www.norges-bank.no/en/news-events/news-publications/Papers/Occasional-Papers/57-historical-monetary-and-financial-statistics/>

CS3_ARG Ferreres, Orlando J and others (2005). Dos Siglos de Economía Argentina. Buenos Aires: Fundación norte y sur,.

References

CS4_FRA Villa, Pierre (1994). Une analyse macroéconomique de la France au XXème siècle. CNRS Éditions.

HFS Schuler, Kurt (2015). Establishing an International Data Archive on Free Banking. The Johns Hopkins Institute for Applied Economics, Global Health, and the Study of Business Enterprise. <https://ideas.repec.org/p/ris/jhisae/0024.html>

IMF_IFS International Monetary Fund (2025). IMF Data Portal. .

IMF_WEO International Monetary Fund (2025). World Economic Outlook Database. .

IMF_WEO_forecast International Monetary Fund (2025). World Economic Outlook Database. .

JST Jordá, Óscar and Schularick, Moritz and Taylor, Alan M. (2017). Macroeconomic History and the New Business Cycle Facts. <https://ideas.repec.org/a/ucp/macann/doi10.1086-690241.html>

Lobell

Moxlad Luis Bértola and María Rey (2018). The Montevideo-Oxford Latin American Economic History Database (MOxLAD): Origins, Contents and Sources. Routledge. <https://doi.org/10.1080/20780389.2018.1532286>

MW Lawrence H. Officer and Samuel H. Williamson (2024). Measures of Worth. MeasuringWorth. <https://www.measuringworth.com>

NBS National Bank of Serbia (2024). South-Eastern European Monetary and Economic Statistics from the 19th Century to World War II. <https://www.nbs.rs/en/drugi-nivo-navigacije/publikacije-i-istrazivanja/seemhn/seemhn-dctf/>

OECD_EO OECD (2024). OECD Economic Outlook Data. <https://www.oecd.org/en/topics/sub-issues/economic-outlook.html>

OECD_KEI OECD (2024). OECD Key Economic Indicators Data. https://www.oecd-ilibrary.org/economics/data/main-economic-indicators/key-short-term-indicators_data-00039-en

PikettyZucman Piketty, Thomas and Zucman, Gabriel (2014). Capital is Back: Wealth-Income Ratios in Rich Countries 1700-2010. <https://doi.org/10.1093/qje/qju018>

PWT Feenstra, Robert C. and Inklaar, Robert and Timmer, Marcel P. (2015). The Next Generation of the Penn World Table. <https://www.rug.nl/ggdc/productivity/pwt/?lang=en>

Tena Federico, Giovanni and Tena-Junguito, Antonio (2019). World Trade, 1800-1938: A New Synthesis. https://ideas.repec.org/a/cup/revcco/v37y2019i01p9-41_00.html

UN United Nations (2024). National Accounts - Analysis of Main Aggregates (AMA). <https://unstats.un.org/unsd/snaama/Downloads>

WB_GEM World Bank (2026). Global Economic Monitor. [https://databank.worldbank.org/source/global-economic-monitor-\(gem\)](https://databank.worldbank.org/source/global-economic-monitor-(gem))

WDI World Bank (2024). World Development Indicators. <https://data.worldbank.org/indicator>