

Central Bank Policy Rate

in %

RELEASE

2026_07

COVERAGE

1694 – 2026

CENTRAL BANK POLICY RATE (%)

Afghanistan	9
Albania	10
Algeria	11
Angola	12
Argentina	13
Armenia	14
Australia	15
Austria	16
Azerbaijan	17
Bahamas	18
Bahrain	19
Bangladesh	20
Barbados	21
Belarus	22
Belgium	23
Belize	24
Benin	25
Bolivia	26
Botswana	27
Brazil	28
Bulgaria	29
Burkina Faso	30
Burundi	31
Cameroon	32

CENTRAL BANK POLICY RATE (%)

Canada	33
Cape Verde	34
Central African Republic	35
Chad	36
Chile	37
China	38
Colombia	39
Costa Rica	40
Croatia	41
Cyprus	42
Czech Republic	43
Democratic Republic of the Congo	44
Denmark	45
Dominica	46
Dominican Republic	47
Ecuador	48
Egypt	49
El Salvador	50
Equatorial Guinea	51
Estonia	52
Eswatini	53
Ethiopia	54
Fiji	55
Finland	56

CENTRAL BANK POLICY RATE (%)

France	57
Gabon	58
Gambia	59
Georgia	60
Germany	61
Ghana	62
Greece	63
Grenada	64
Guatemala	65
Guinea	66
Guinea-Bissau	67
Guyana	68
Haiti	69
Honduras	70
Hong Kong	71
Hungary	72
Iceland	73
India	74
Indonesia	75
Iran	76
Iraq	77
Ireland	78
Israel	79
Italy	80

CENTRAL BANK POLICY RATE (%)

Ivory Coast	81
Jamaica	82
Japan	83
Jordan	84
Kazakhstan	85
Kenya	86
Kuwait	87
Kyrgyzstan	88
Laos	89
Latvia	90
Lebanon	91
Lesotho	92
Libya	93
Lithuania	94
Luxembourg	95
Macedonia	96
Malawi	97
Malaysia	98
Maldives	99
Mali	100
Malta	101
Mauritania	102
Mauritius	103
Mexico	104

CENTRAL BANK POLICY RATE (%)

Moldova	105
Mongolia	106
Morocco	107
Mozambique	108
Myanmar	109
Namibia	110
Nepal	111
Netherlands	112
Netherlands Antilles	113
New Zealand	114
Nicaragua	115
Niger	116
Nigeria	117
Norway	118
Oman	119
Pakistan	120
Papua New Guinea	121
Paraguay	122
Peru	123
Philippines	124
Poland	125
Portugal	126
Qatar	127
Republic of the Congo	128

CENTRAL BANK POLICY RATE (%)

Romania	129
Russian Federation	130
Rwanda	131
Sao Tome and Principe	132
Saudi Arabia	133
Senegal	134
Serbia	135
Seychelles	136
Sierra Leone	137
Singapore	138
Slovakia	139
Slovenia	140
Somalia	141
South Africa	142
South Korea	143
Spain	144
Sri Lanka	145
Suriname	146
Sweden	147
Switzerland	148
Syria	149
Tajikistan	150
Tanzania	151
Thailand	152

CENTRAL BANK POLICY RATE (%)

Togo	153
Trinidad and Tobago	154
Turkey	155
Uganda	156
Ukraine	157
United Kingdom	158
United States	159
Uruguay	160
Uzbekistan	161
Venezuela	162
Vietnam	163
Yemen	164
Zambia	165
Zimbabwe	166
Anguilla	167
Antigua and Barbuda	168
Aruba	169
Comoros	170
Montserrat	171
Saint Kitts and Nevis	172
Saint Lucia	173
Saint Vincent and the Grenadines	174
Vanuatu	175
References	176

Afghanistan

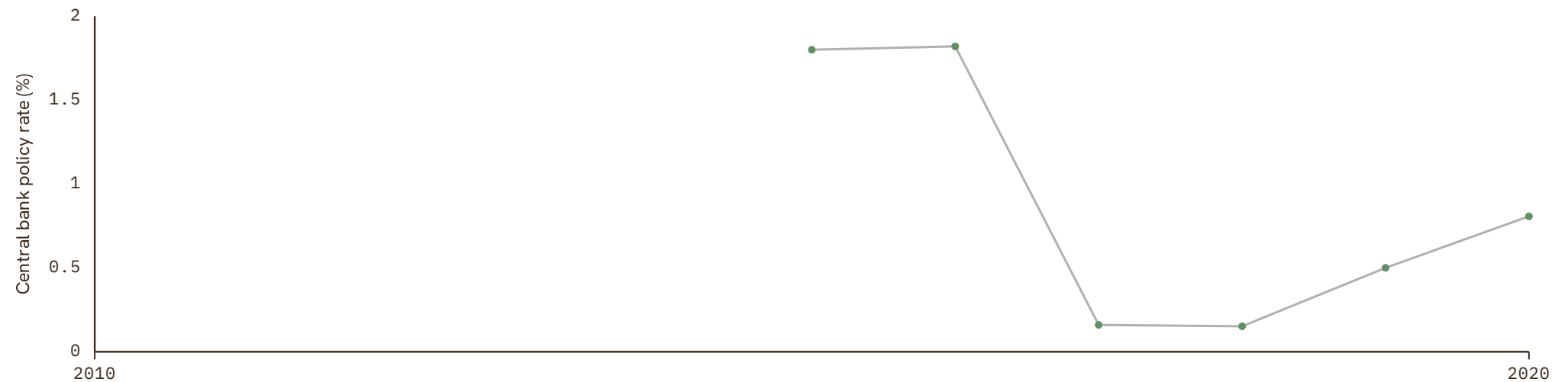
COVERAGE
2015–2020UNIT
in %

1 Source composition

SOURCE	CODE	TIME SPAN	NOTES
International Monetary Fund (2025)	IMF IFS	2015 - 2020	Baseline source, overlaps with anchor year 2018.

2 Harmonised series

— GMD estimate ● Grimm ● IMF IFS



Albania

COVERAGE
1925-2024

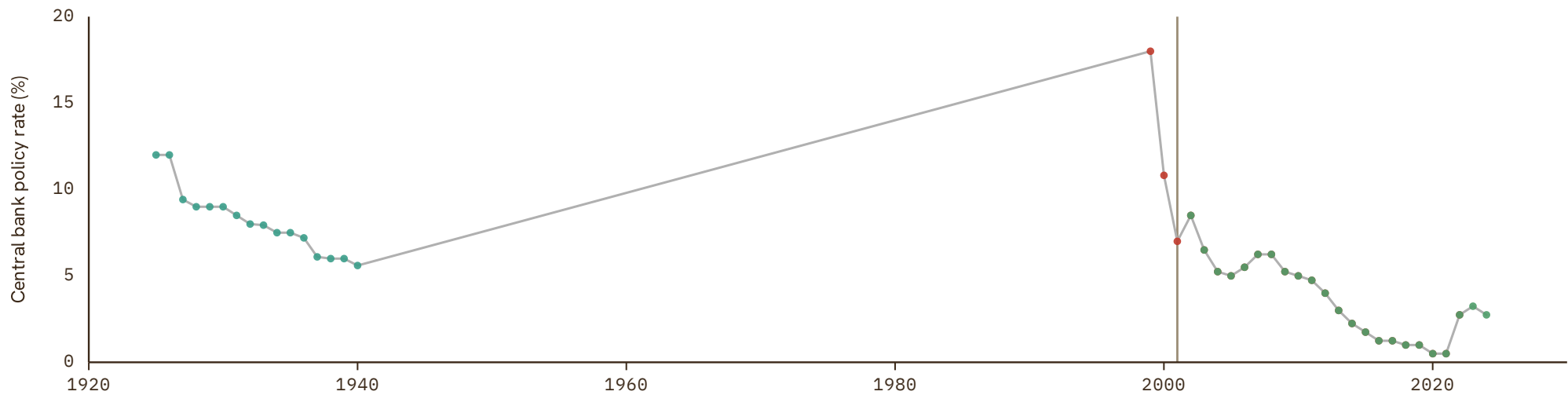
UNIT
in %

1 Source composition

SOURCE	CODE	TIME SPAN	NOTES
National Bank of Serbia (2024)	NBS	1925 - 1998	Replacing using overlapping data in 1999.
Grimm (2024)	Grimm	1999 - 2001	Replacing using overlapping data in 2002.
International Monetary Fund (2025)	IMF IFS	2002 - 2024	Baseline source, overlaps with anchor year 2018.

2 Harmonised series

— GMD estimate | Source change ● Grimm ● IMF IFS ● NBS



Algeria

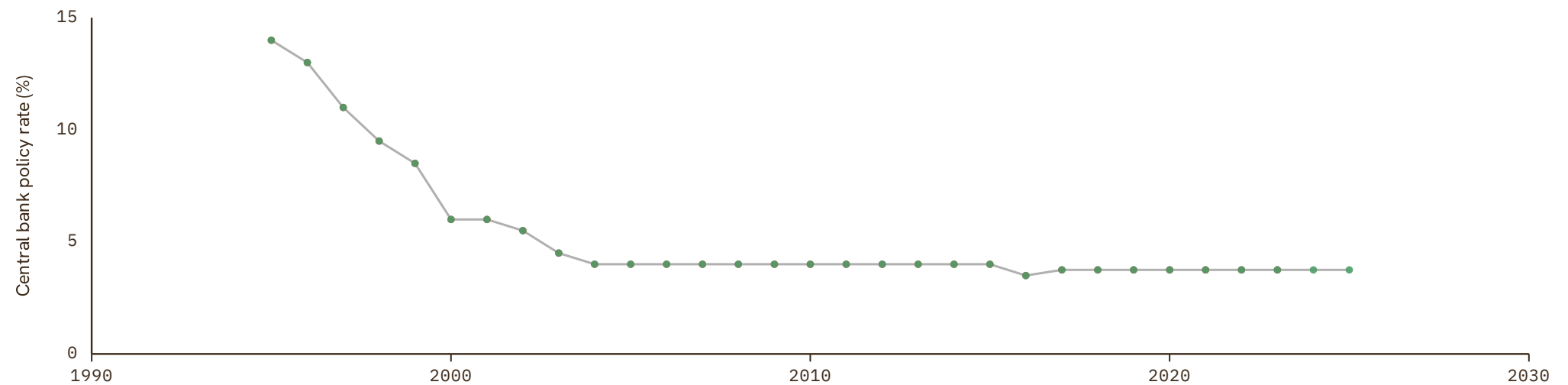
COVERAGE
1995–2025UNIT
in %

1 Source composition

SOURCE	CODE	TIME SPAN	NOTES
International Monetary Fund (2025)	IMF IFS	1995 - 2025	Baseline source, overlaps with anchor year 2018.

2 Harmonised series

— GMD estimate ● Grimm ● IMF IFS



Angola

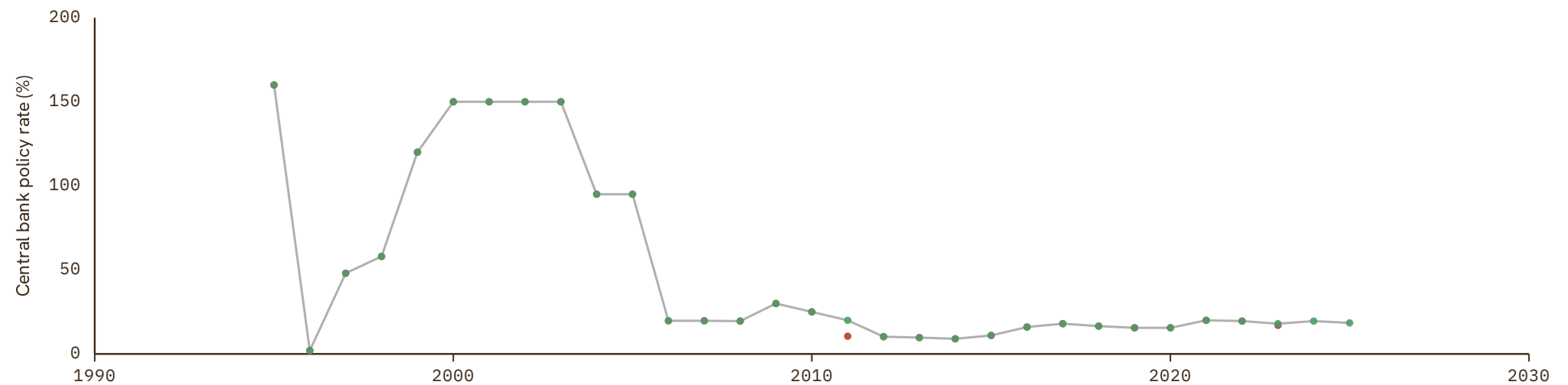
COVERAGE
1995–2025UNIT
in %

1 Source composition

SOURCE	CODE	TIME SPAN	NOTES
International Monetary Fund (2025)	IMF IFS	1995 - 2025	Baseline source, overlaps with anchor year 2018.

2 Harmonised series

— GMD estimate ● Grimm ● IMF IFS



Argentina

COVERAGE
1880–2026

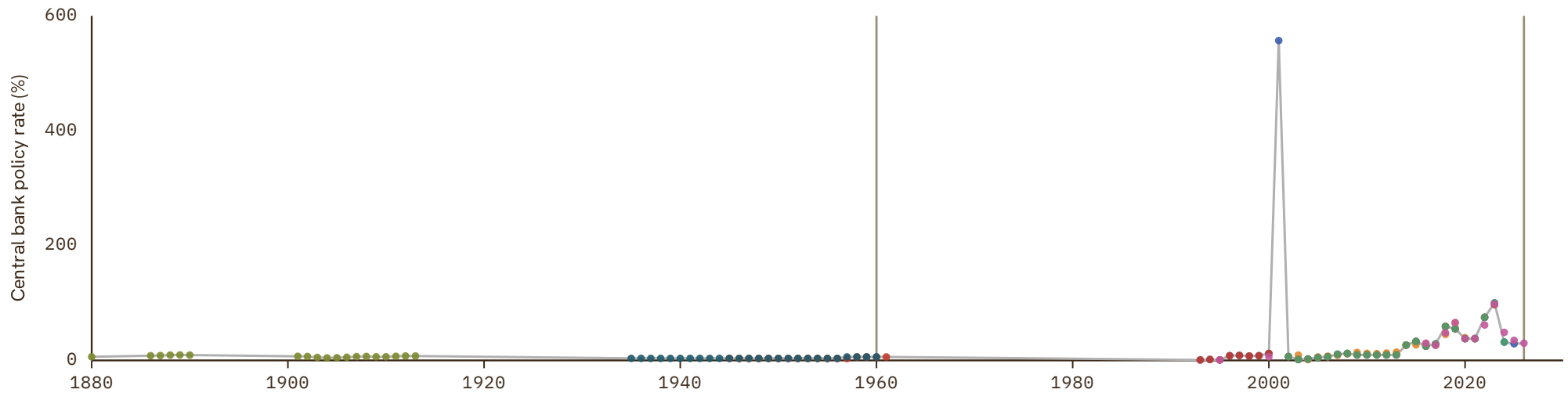
UNIT
in %

1 Source composition

SOURCE	CODE	TIME SPAN	NOTES
Marc Flandreau et al. (2004)	FZ	1880 - 1934	Replacing using overlapping data in 1935.
Homer et al. (1996)	Homer Sylla	1935 - 1960	Replacing using overlapping data in 1961.
Grimm (2024)	Grimm	1961 - 1992	Replacing using overlapping data in 1993.
Bank for Internl Settlements (2024)	BIS	1993 - 2025	Baseline source, overlaps with anchor year 2018.
OECD (2024)	OECD EO	2026 - 2026	Replacing using overlapping data in 2027.

2 Harmonised series

— GMD estimate | Source change ● BIS ● ECLAC ● FZ ● Grimm ● Homer Sylla ● IMF IFS ● OECD EO



Armenia

COVERAGE
1999-2025

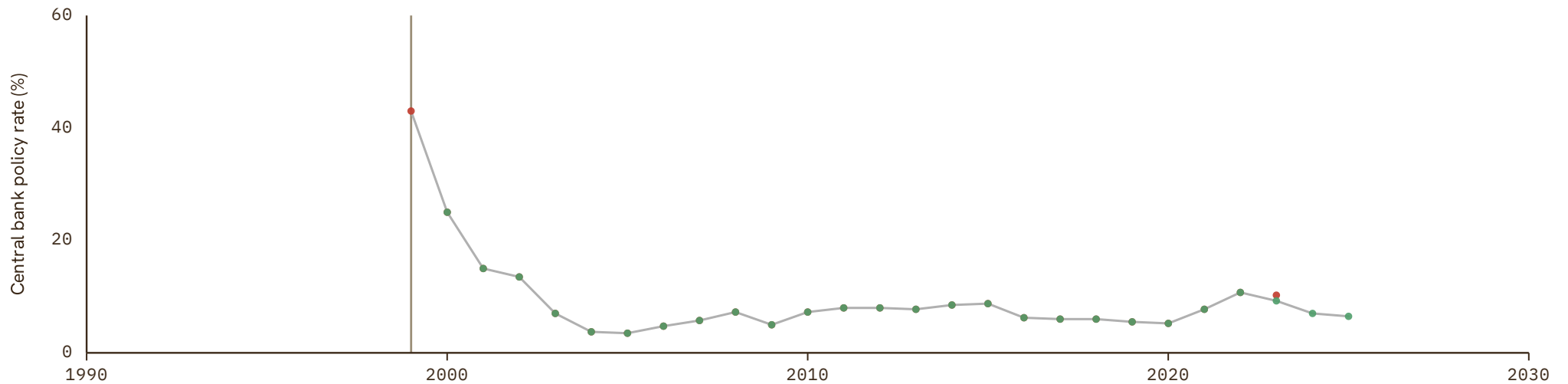
UNIT
in %

1 Source composition

SOURCE	CODE	TIME SPAN	NOTES
Grimm (2024)	Grimm	1999 - 1999	Replacing using overlapping data in 2000.
International Monetary Fund (2025)	IMF IFS	2000 - 2025	Baseline source, overlaps with anchor year 2018.

2 Harmonised series

— GMD estimate | Source change ● Grimm ● IMF IFS



Australia

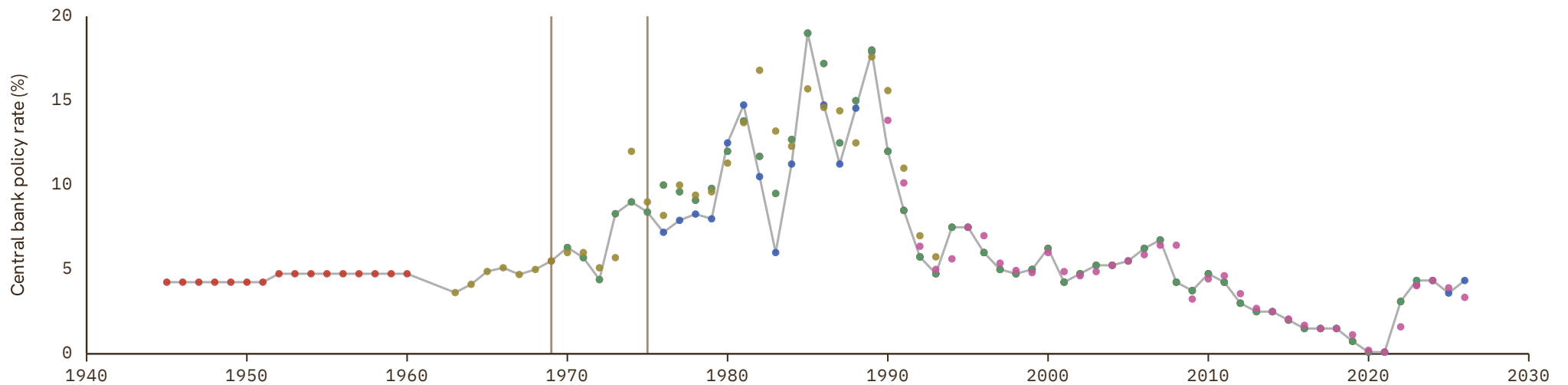
COVERAGE | UNIT
1945–2026 | in %

1 Source composition

SOURCE	CODE	TIME SPAN	NOTES
Grimm (2024)	Grimm	1945 - 1962	Replacing using overlapping data in 1963.
Foster (1996)	CS3 AUS	1963 - 1969	Replacing using overlapping data in 1970.
International Monetary Fund (2025)	IMF IFS	1970 - 1975	Replacing using overlapping data in 1976.
Bank for Internl Settlements (2024)	BIS	1976 - 2026	Baseline source, overlaps with anchor year 2018.

2 Harmonised series

— GMD estimate | Source change ● BIS ● Grimm ● IMF IFS ● OECD EO ● CS3



Austria

COVERAGE
1863–2026

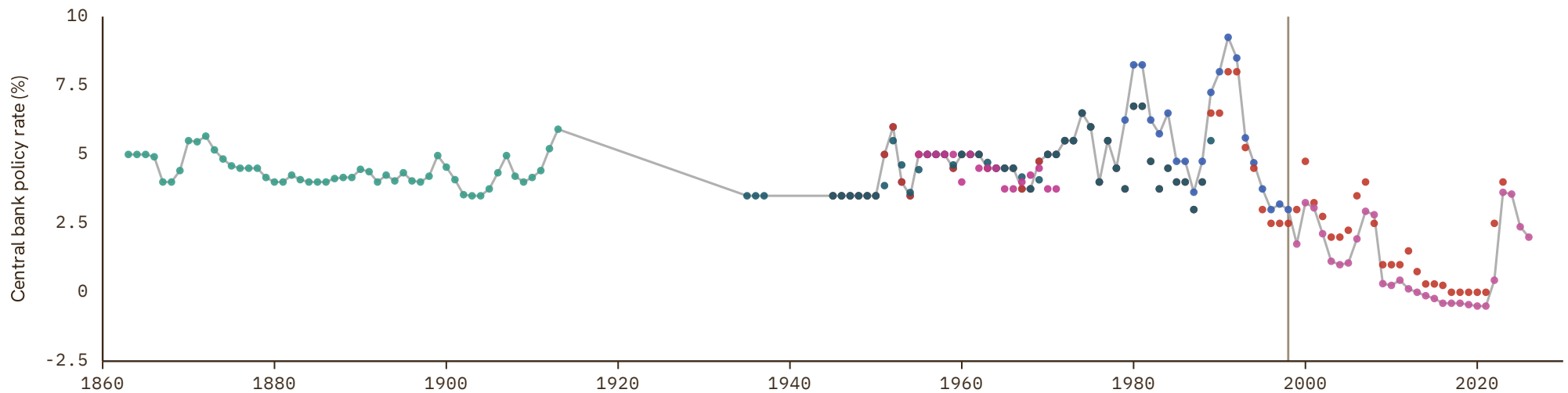
UNIT
in %

1 Source composition

SOURCE	CODE	TIME SPAN	NOTES
National Bank of Serbia (2024)	NBS	1863 - 1934	Replacing using overlapping data in 1935.
Homer et al. (1996)	Homer Sylla	1935 - 1944	Replacing using overlapping data in 1945.
Bank for Internl Settlements (2024)	BIS	1945 - 1998	Replacing using overlapping data in 1999.
OECD (2024)	OECD EO	1999 - 2026	Baseline source, overlaps with anchor year 2018.

2 Harmonised series

— GMD estimate | Source change ● BIS ● Grimm ● Homer Sylla ● NBS ● OECD EO ● OECD MEI ARC



Azerbaijan

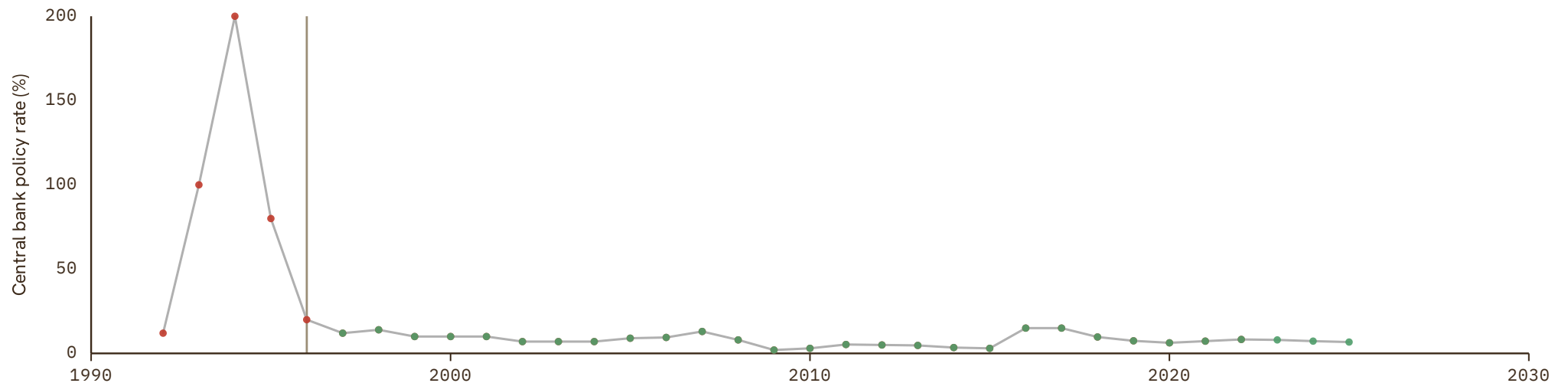
COVERAGE
1992–2025UNIT
in %

1 Source composition

SOURCE	CODE	TIME SPAN	NOTES
Grimm (2024)	Grimm	1992 - 1996	Replacing using overlapping data in 1997.
International Monetary Fund (2025)	IMF IFS	1997 - 2025	Baseline source, overlaps with anchor year 2018.

2 Harmonised series

— GMD estimate | Source change ● Grimm ● IMF IFS



Bahamas

COVERAGE
1970-2024

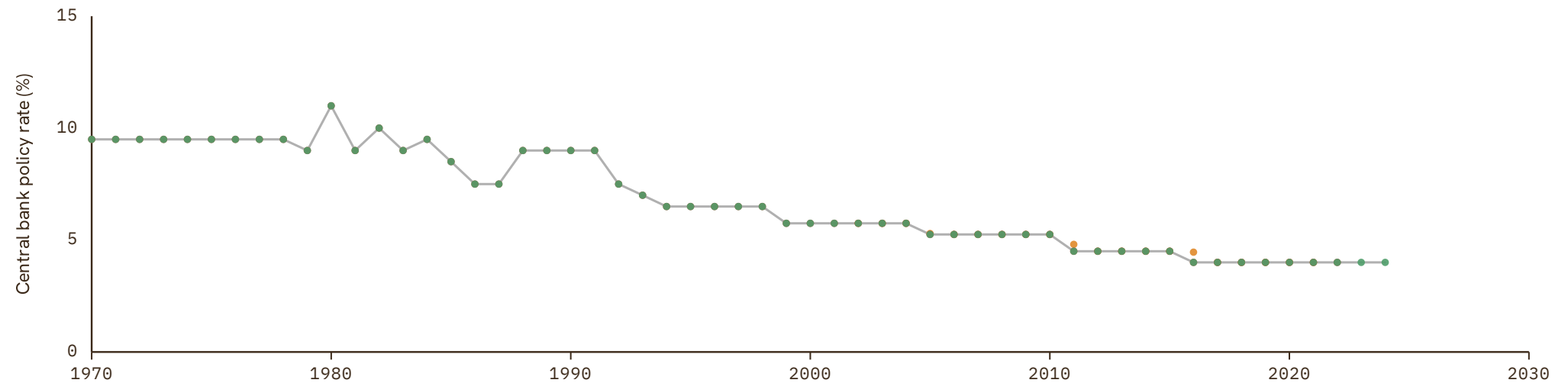
UNIT
in %

1 Source composition

SOURCE	CODE	TIME SPAN	NOTES
International Monetary Fund (2025)	IMF IFS	1970 - 2024	Baseline source, overlaps with anchor year 2018.

2 Harmonised series

— GMD estimate ● ECLAC ● Grimm ● IMF IFS



Bahrain

COVERAGE
2007-2016

UNIT
in %

1 Source composition

SOURCE	CODE	TIME SPAN	NOTES
Grimm (2024)	Grimm	2007 - 2016	Replacing using overlapping data in 2017.

2 Harmonised series

— GMD estimate ● Grimm



Bangladesh

COVERAGE
1971-2025

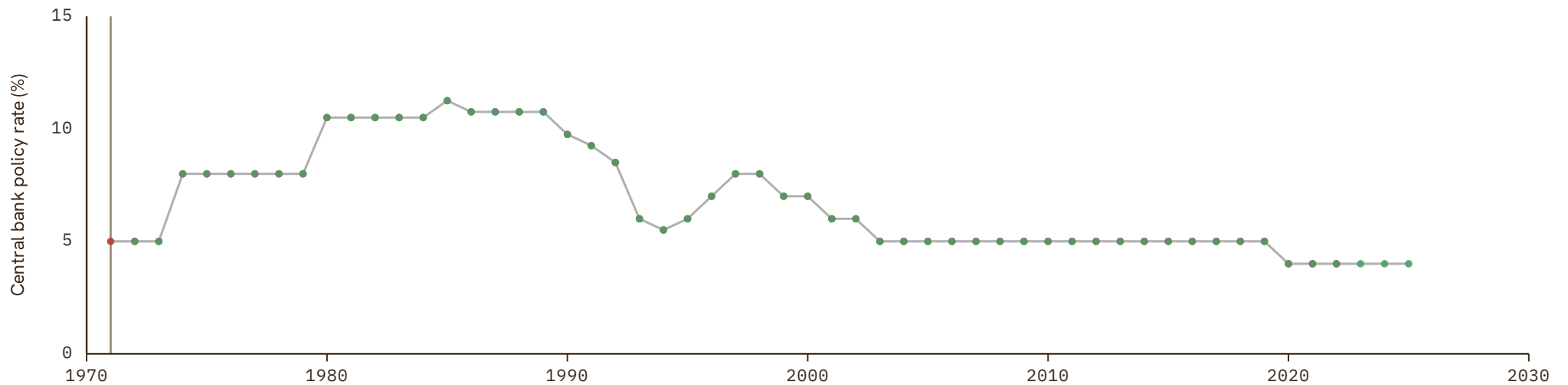
UNIT
in %

1 Source composition

SOURCE	CODE	TIME SPAN	NOTES
Grimm (2024)	Grimm	1971 - 1971	Replacing using overlapping data in 1972.
International Monetary Fund (2025)	IMF IFS	1972 - 2025	Baseline source, overlaps with anchor year 2018.

2 Harmonised series

— GMD estimate | | Source change ● Grimm ● IMF IFS



Barbados

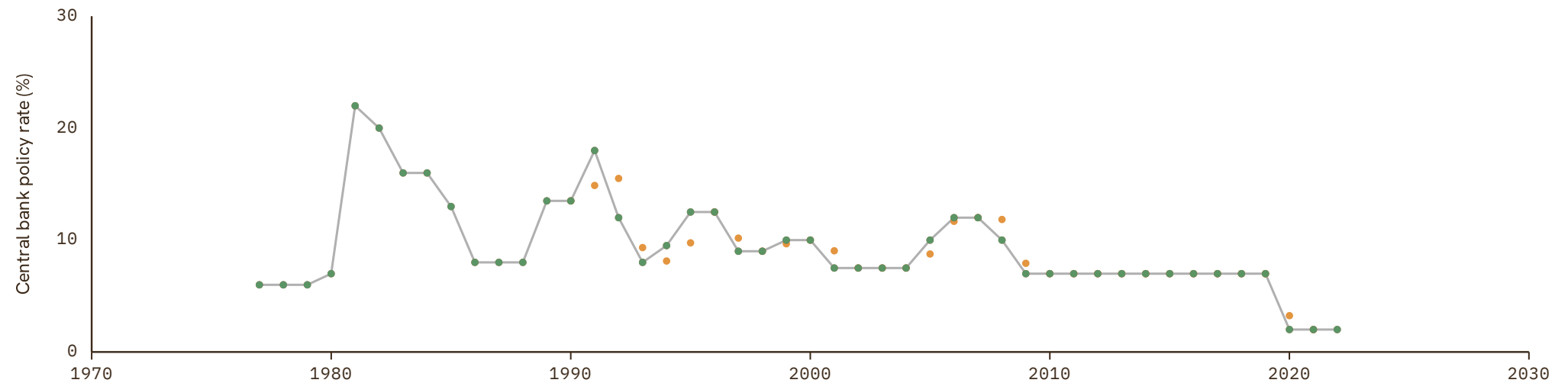
COVERAGE | UNIT
1977-2022 | in %

1 Source composition

SOURCE	CODE	TIME SPAN	NOTES
International Monetary Fund (2025)	IMF IFS	1977 - 2022	Baseline source, overlaps with anchor year 2018.

2 Harmonised series

— GMD estimate ● ECLAC ● Grimm ● IMF IFS



Belarus

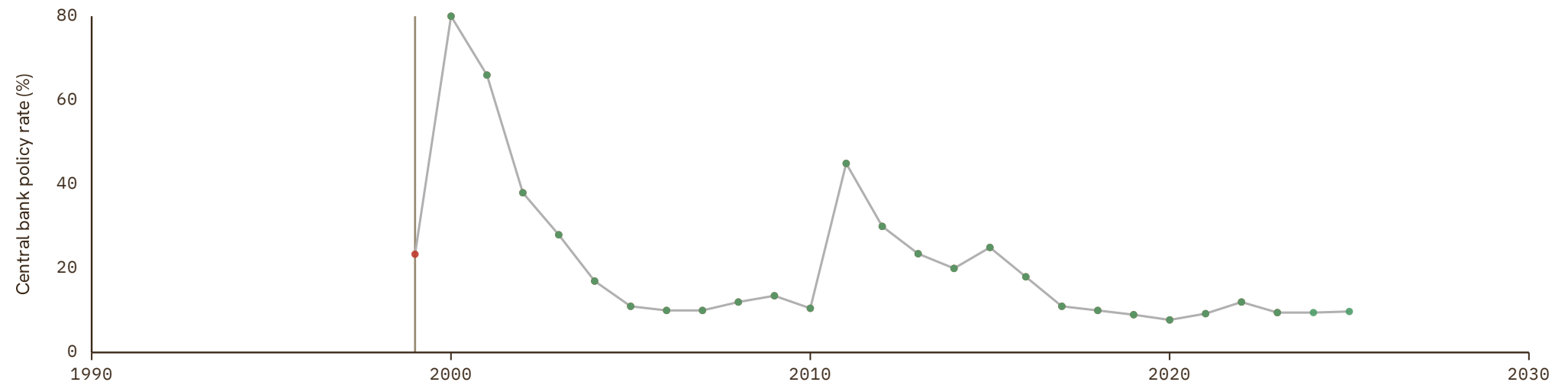
COVERAGE
1999–2025UNIT
in %

1 Source composition

SOURCE	CODE	TIME SPAN	NOTES
Grimm (2024)	Grimm	1999 - 1999	Replacing using overlapping data in 2000.
International Monetary Fund (2025)	IMF IFS	2000 - 2025	Baseline source, overlaps with anchor year 2018.

2 Harmonised series

— GMD estimate | | Source change ● Grimm ● IMF IFS



Belgium

COVERAGE
1823–2026

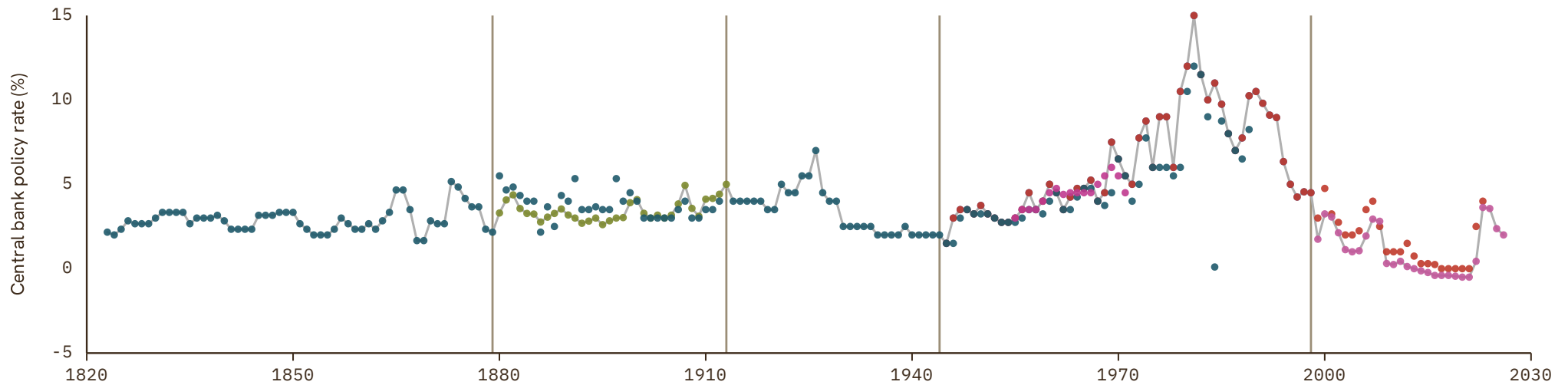
UNIT
in %

1 Source composition

SOURCE	CODE	TIME SPAN	NOTES
Homer et al. (1996)	Homer Sylla	1823 - 1879	Replacing using overlapping data in 1880.
Marc Flandreau et al. (2004)	FZ	1880 - 1913	Replacing using overlapping data in 1914.
Homer et al. (1996)	Homer Sylla	1914 - 1944	Replacing using overlapping data in 1945.
Bank for Internl Settlements (2024)	BIS	1945 - 1998	Replacing using overlapping data in 1999.
OECD (2024)	OECD EO	1999 - 2026	Baseline source, overlaps with anchor year 2018.

2 Harmonised series

— GMD estimate | Source change ● BIS ● FZ ● Grimm ● Homer Sylla ● OECD EO ● OECD MEI ARC



Belize

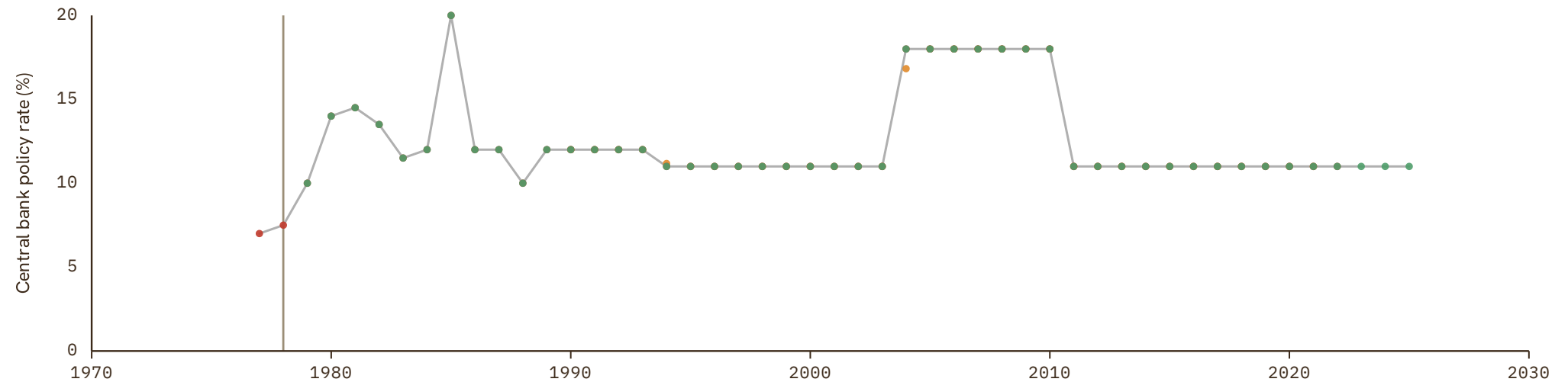
COVERAGE | UNIT
1977-2025 | in %

1 Source composition

SOURCE	CODE	TIME SPAN	NOTES
Grimm (2024)	Grimm	1977 - 1978	Replacing using overlapping data in 1979.
International Monetary Fund (2025)	IMF IFS	1979 - 2025	Baseline source, overlaps with anchor year 2018.

2 Harmonised series

— GMD estimate | Source change ● ECLAC ● Grimm ● IMF IFS



Benin

COVERAGE
1993–2020

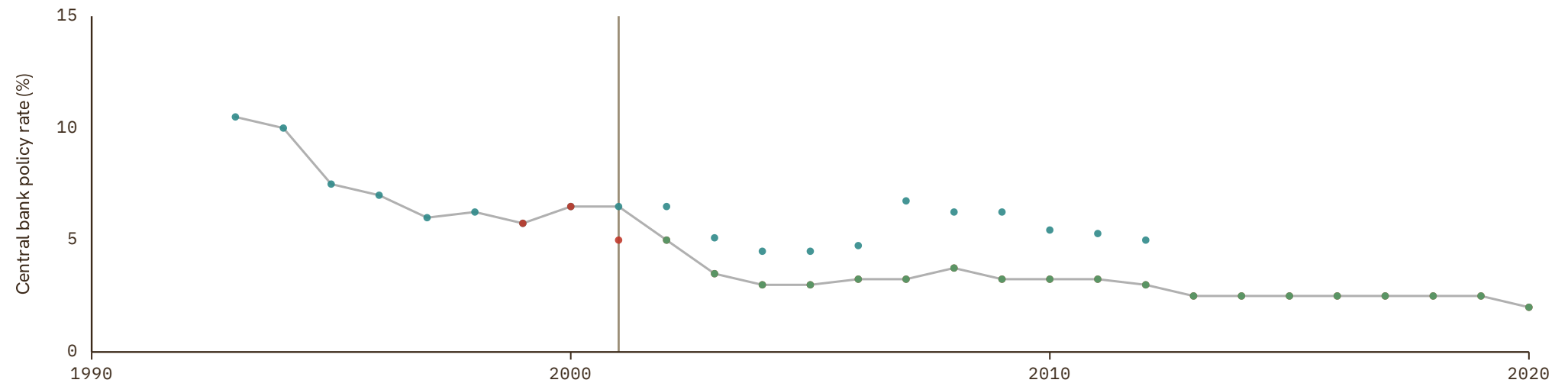
UNIT
in %

1 Source composition

SOURCE	CODE	TIME SPAN	NOTES
BCEAO (2024)	BCEAO	1993 - 2001	Replacing using overlapping data in 2002.
International Monetary Fund (2025)	IMF IFS	2002 - 2020	Baseline source, overlaps with anchor year 2018.

2 Harmonised series

— GMD estimate | Source change ● BCEAO ● Grimm ● IMF IFS



Bolivia

COVERAGE
1948–2025

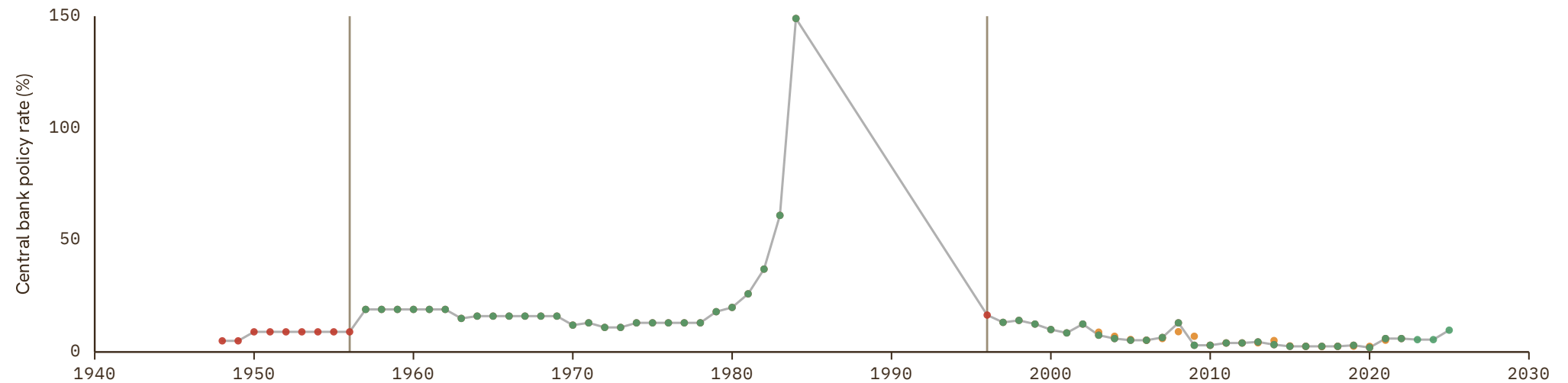
UNIT
in %

1 Source composition

SOURCE	CODE	TIME SPAN	NOTES
Grimm (2024)	Grimm	1948 - 1956	Replacing using overlapping data in 1957.
International Monetary Fund (2025)	IMF IFS	1957 - 1995	Replacing using overlapping data in 1996.
Grimm (2024)	Grimm	1996 - 1996	Replacing using overlapping data in 1997.
International Monetary Fund (2025)	IMF IFS	1997 - 2025	Baseline source, overlaps with anchor year 2018.

2 Harmonised series

— GMD estimate | Source change ● ECLAC ● Grimm ● IMF IFS



Botswana

COVERAGE

1976–2024

UNIT

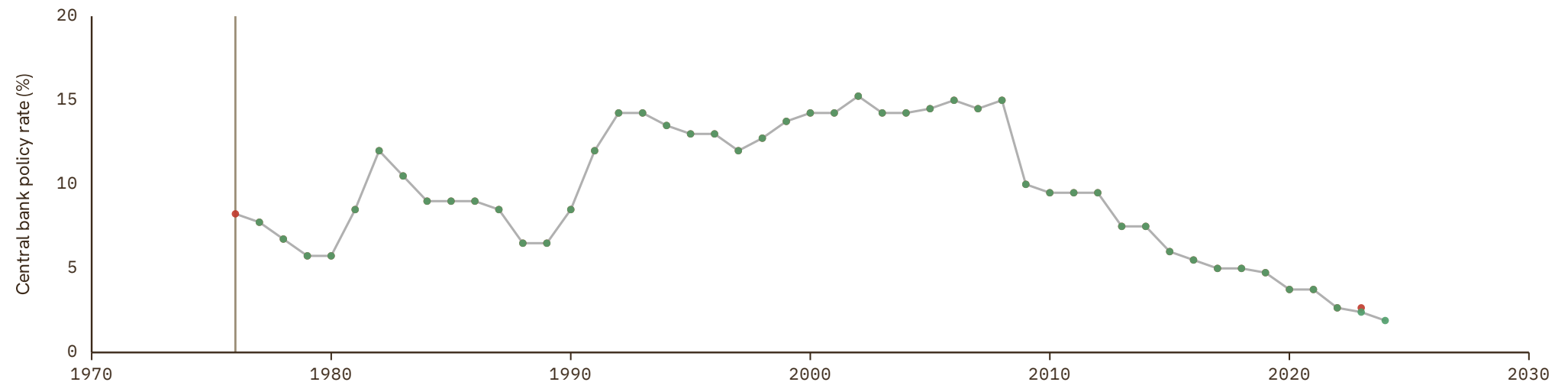
in %

1 Source composition

SOURCE	CODE	TIME SPAN	NOTES
Grimm (2024)	Grimm	1976 - 1976	Replacing using overlapping data in 1977.
International Monetary Fund (2025)	IMF IFS	1977 - 2024	Baseline source, overlaps with anchor year 2018.

2 Harmonised series

— GMD estimate | | Source change ● Grimm ● IMF IFS



Brazil

COVERAGE
1948-2026

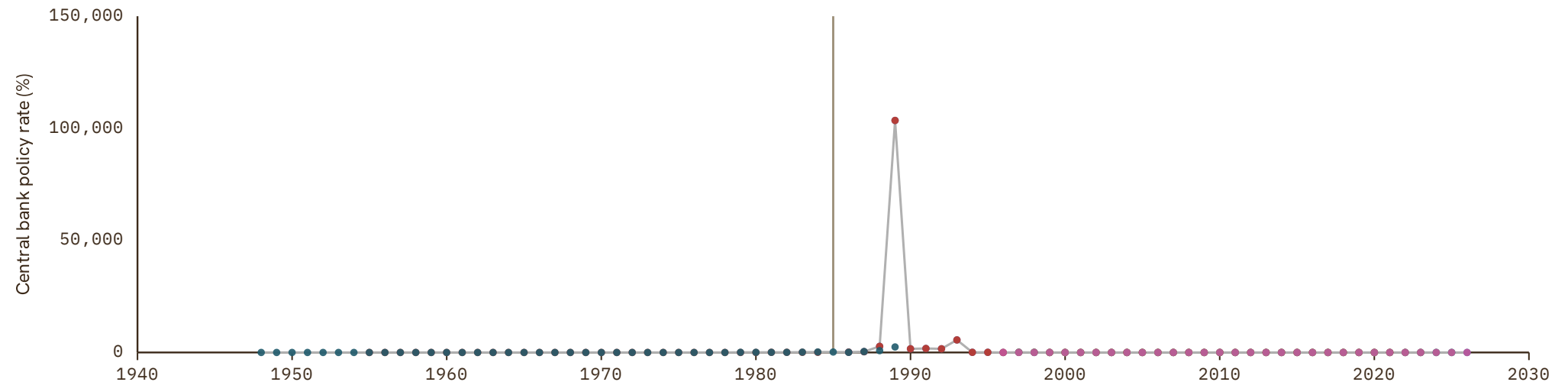
UNIT
in %

1 Source composition

SOURCE	CODE	TIME SPAN	NOTES
Homer et al. (1996)	Homer Sylla	1948 - 1985	Replacing using overlapping data in 1986.
Bank for Internl Settlements (2024)	BIS	1986 - 2026	Baseline source, overlaps with anchor year 2018.

2 Harmonised series

— GMD estimate | Source change ● BIS ● ECLAC ● Grimm ● Homer Sylla ● IMF IFS ● OECD EO



Bulgaria

COVERAGE
1879-2026

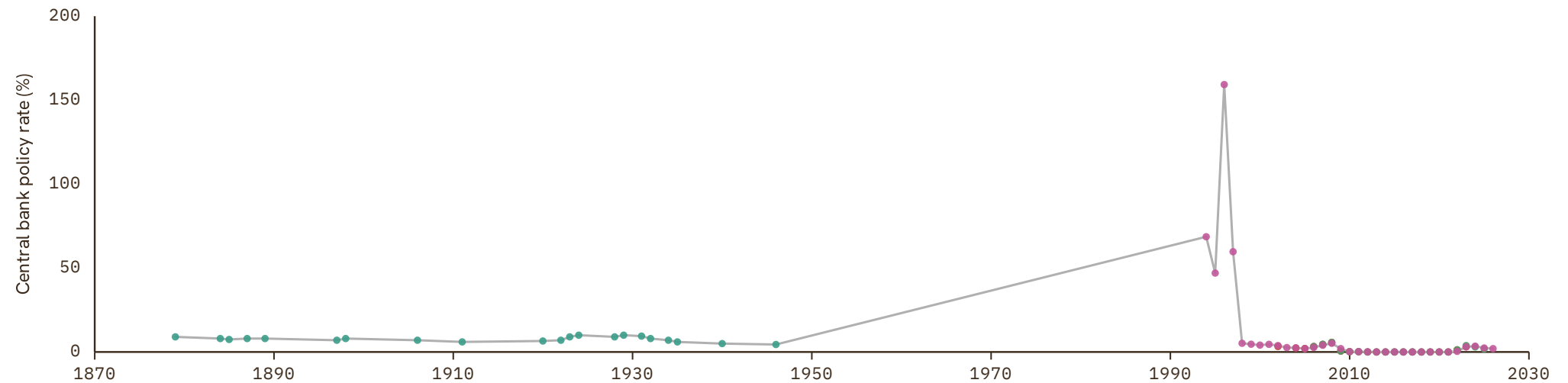
UNIT
in %

1 Source composition

SOURCE	CODE	TIME SPAN	NOTES
National Bank of Serbia (2024)	NBS	1879 - 1993	Replacing using overlapping data in 1994.
OECD (2024)	OECD EO	1994 - 2026	Baseline source, overlaps with anchor year 2018.

2 Harmonised series

— GMD estimate ● Grimm ● IMF IFS ● NBS ● OECD EO



Burkina Faso

COVERAGE
1993–2020

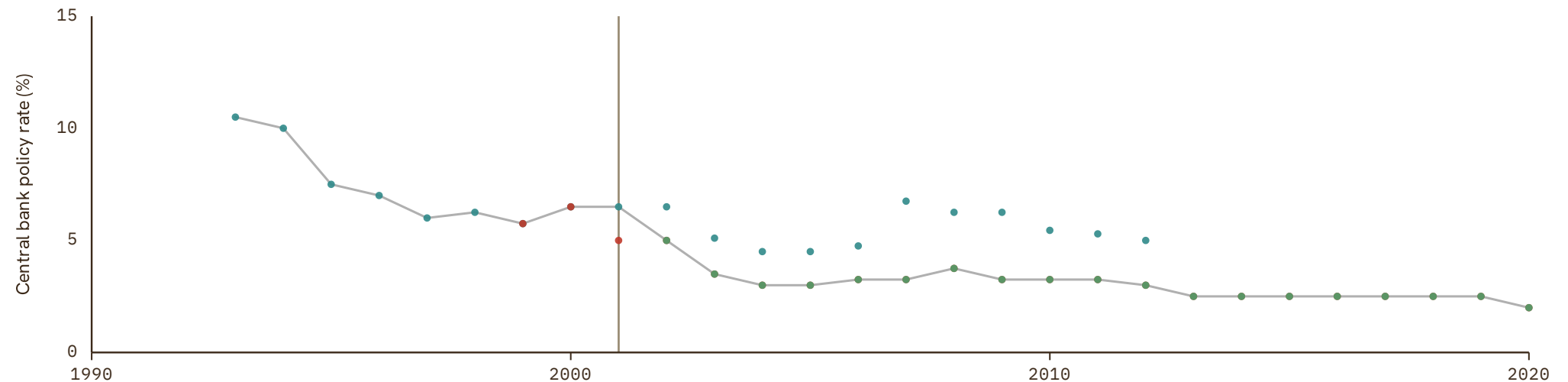
UNIT
in %

1 Source composition

SOURCE	CODE	TIME SPAN	NOTES
BCEAO (2024)	BCEAO	1993 - 2001	Replacing using overlapping data in 2002.
International Monetary Fund (2025)	IMF IFS	2002 - 2020	Baseline source, overlaps with anchor year 2018.

2 Harmonised series

— GMD estimate | Source change ● BCEAO ● Grimm ● IMF IFS



Burundi

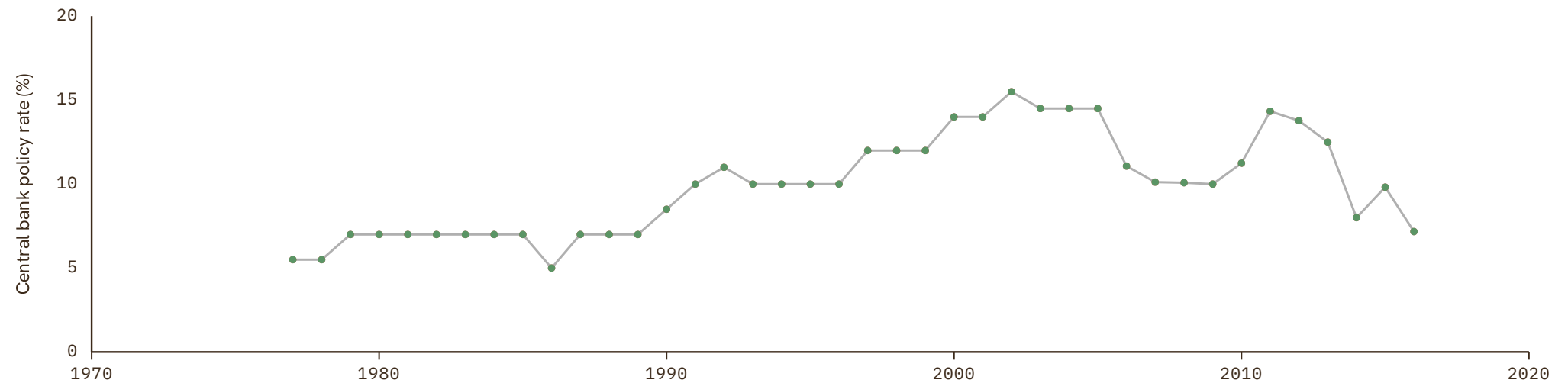
COVERAGE
1977-2016UNIT
in %

1 Source composition

SOURCE	CODE	TIME SPAN	NOTES
International Monetary Fund (2025)	IMF IFS	1977 - 2016	Replacing using overlapping data in 2017.

2 Harmonised series

— GMD estimate ● Grimm ● IMF IFS



Cameroon

COVERAGE
1994–2020

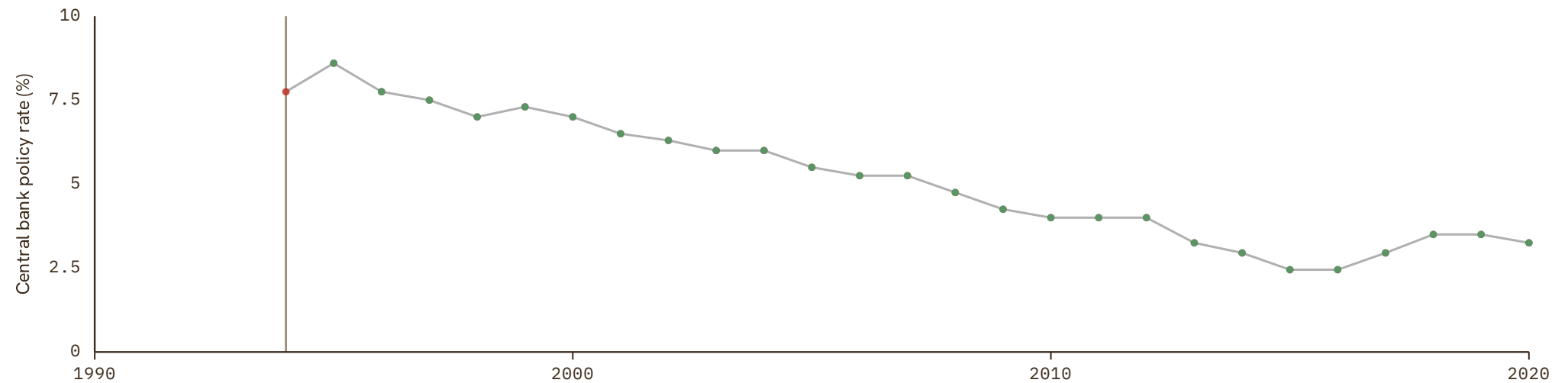
UNIT
in %

1 Source composition

SOURCE	CODE	TIME SPAN	NOTES
Grimm (2024)	Grimm	1994 - 1994	Replacing using overlapping data in 1995.
International Monetary Fund (2025)	IMF IFS	1995 - 2020	Baseline source, overlaps with anchor year 2018.

2 Harmonised series

— GMD estimate | Source change ● Grimm ● IMF IFS



Canada

COVERAGE
1950–2026

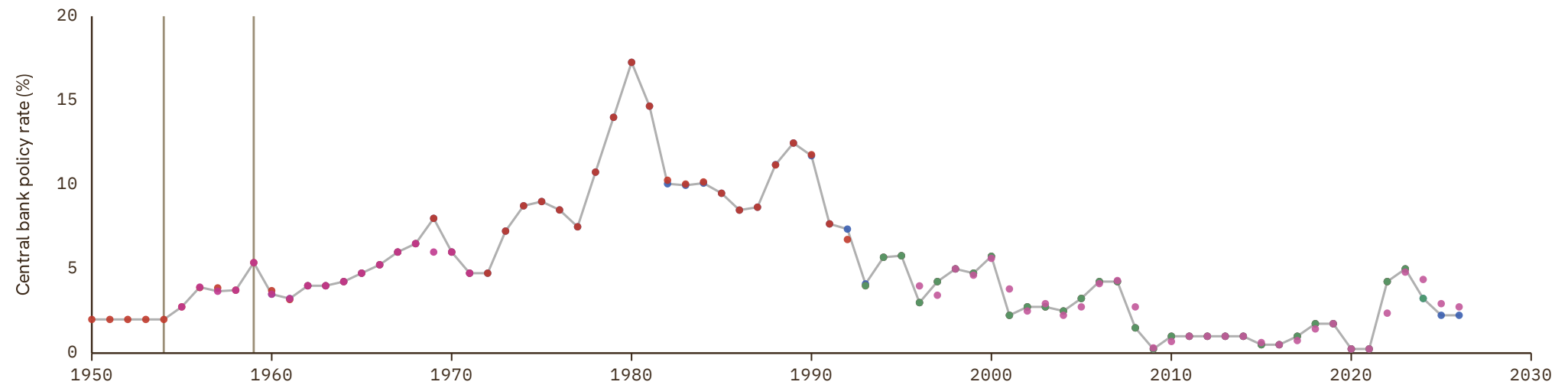
UNIT
in %

1 Source composition

SOURCE	CODE	TIME SPAN	NOTES
Grimm (2024)	Grimm	1950 - 1954	Replacing using overlapping data in 1955.
OECD (1986)	OECD MEI ARC	1955 - 1959	Replacing using overlapping data in 1960.
Bank for Internl Settlements (2024)	BIS	1960 - 2026	Baseline source, overlaps with anchor year 2018.

2 Harmonised series

— GMD estimate | Source change ● BIS ● Grimm ● IMF IFS ● OECD EO ● OECD MEI ARC



Cape Verde

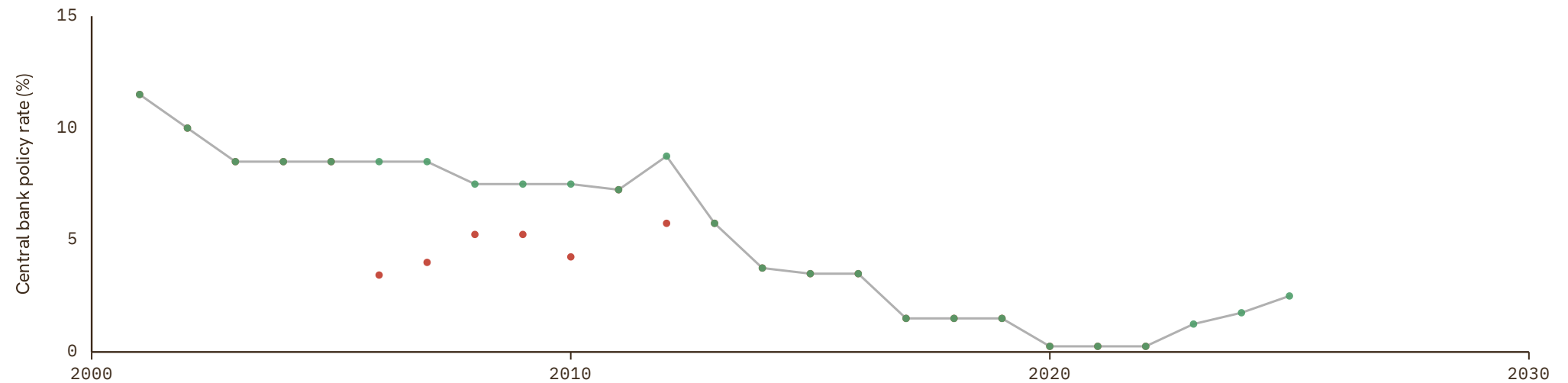
COVERAGE | UNIT
2001-2025 | in %

1 Source composition

SOURCE	CODE	TIME SPAN	NOTES
International Monetary Fund (2025)	IMF IFS	2001 - 2025	Baseline source, overlaps with anchor year 2018.

2 Harmonised series

— GMD estimate ● Grimm ● IMF IFS



Central African Republic

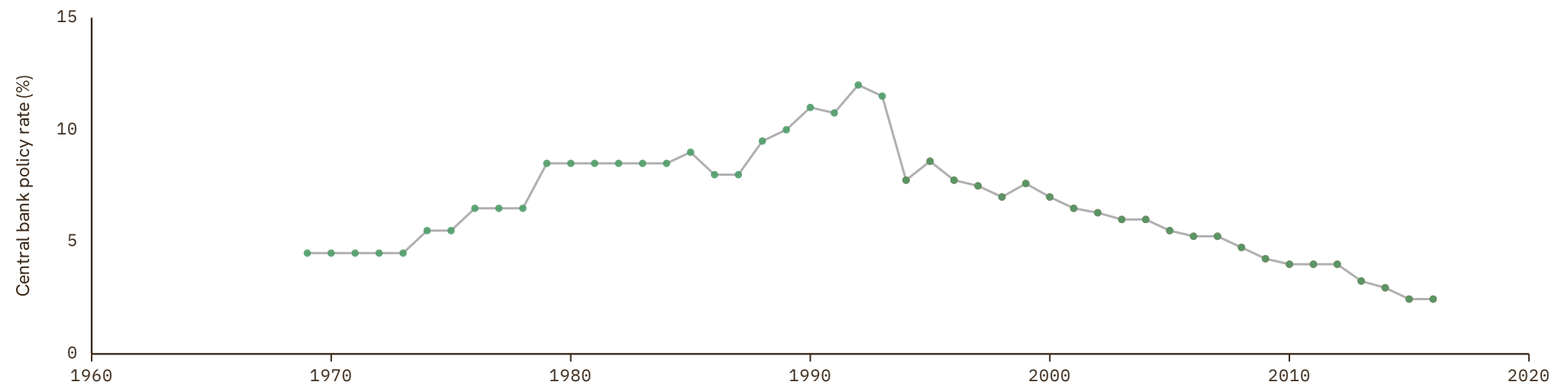
COVERAGE
1969–2016UNIT
in %

1 Source composition

SOURCE	CODE	TIME SPAN	NOTES
International Monetary Fund (2025)	IMF IFS	1969 - 2016	Replacing using overlapping data in 2017.

2 Harmonised series

— GMD estimate ● Grimm ● IMF IFS



Chad

COVERAGE
1969–2016

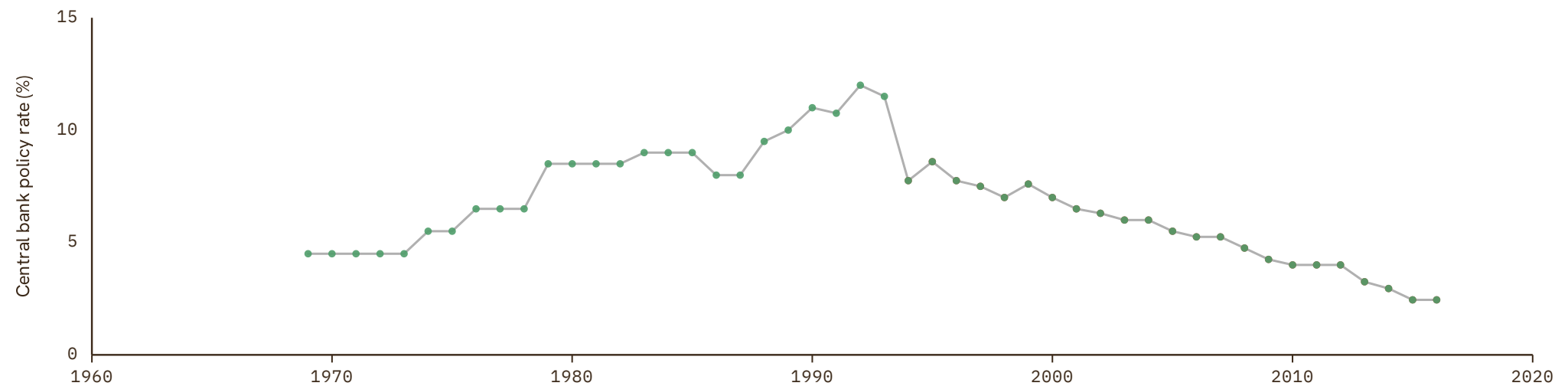
UNIT
in %

1 Source composition

SOURCE	CODE	TIME SPAN	NOTES
International Monetary Fund (2025)	IMF IFS	1969 - 2016	Replacing using overlapping data in 2017.

2 Harmonised series

— GMD estimate ● Grimm ● IMF IFS



Chile

COVERAGE
1930–2026

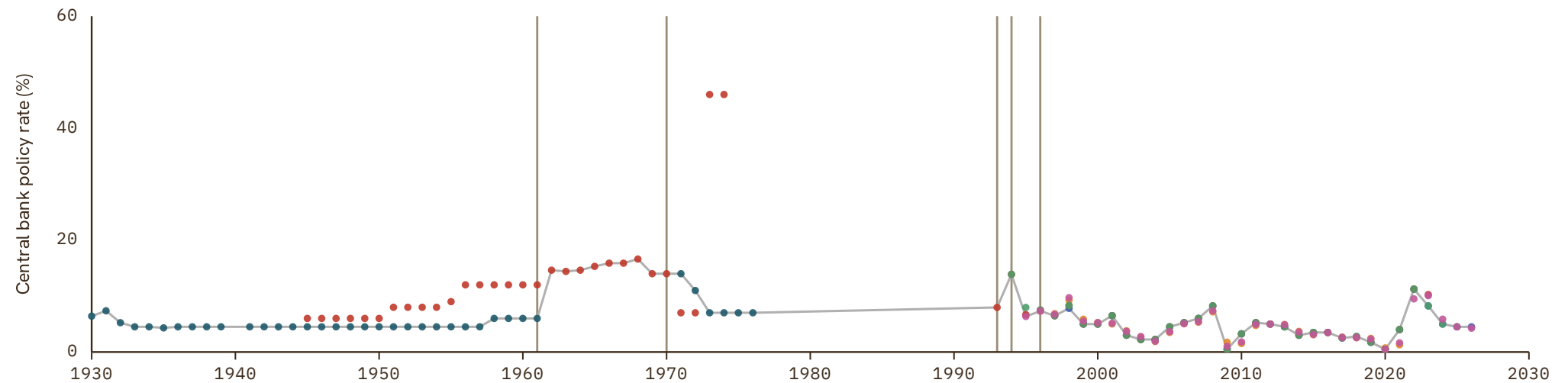
UNIT
in %

1 Source composition

SOURCE	CODE	TIME SPAN	NOTES
Homer et al. (1996)	Homer Sylla	1930 - 1961	Replacing using overlapping data in 1962.
Grimm (2024)	Grimm	1962 - 1970	Replacing using overlapping data in 1971.
Homer et al. (1996)	Homer Sylla	1971 - 1992	Replacing using overlapping data in 1993.
Grimm (2024)	Grimm	1993 - 1993	Replacing using overlapping data in 1994.
International Monetary Fund (2025)	IMF IFS	1994 - 1994	Replacing using overlapping data in 1995.
OECD (2024)	OECD EO	1995 - 1996	Replacing using overlapping data in 1997.
Bank for Internl Settlements (2024)	BIS	1997 - 2026	Baseline source, overlaps with anchor year 2018.

2 Harmonised series

— GMD estimate | Source change ● BIS ● ECLAC ● Grimm ● Homer Sylla ● IMF IFS ● OECD EO



China

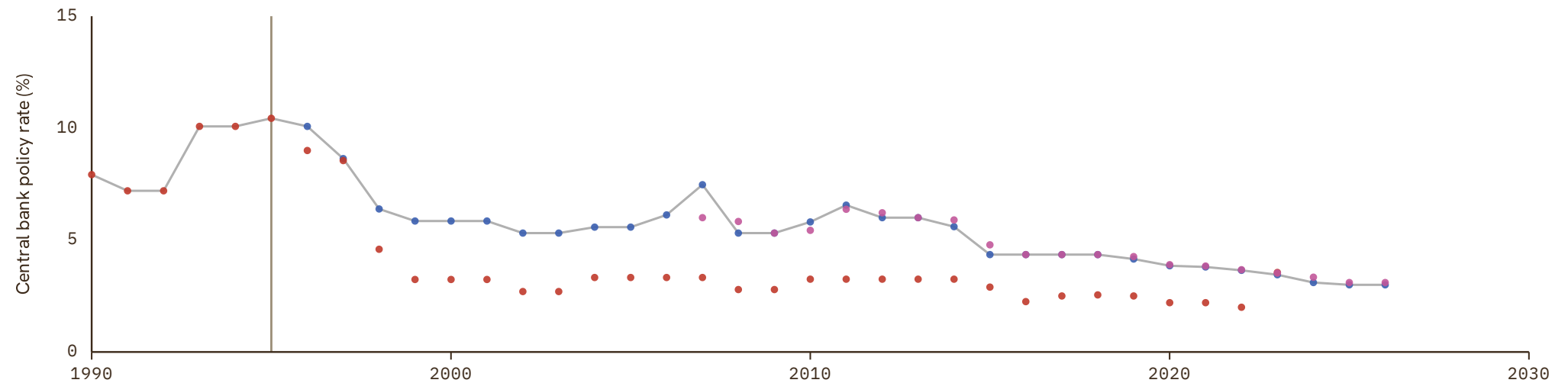
COVERAGE | UNIT
1990-2026 | in %

1 Source composition

SOURCE	CODE	TIME SPAN	NOTES
Grimm (2024)	Grimm	1990 - 1995	Replacing using overlapping data in 1996.
Bank for Internl Settlements (2024)	BIS	1996 - 2026	Baseline source, overlaps with anchor year 2018.

2 Harmonised series

— GMD estimate | | Source change ● BIS ● Grimm ● OECD EO



Colombia

COVERAGE
1930-2026

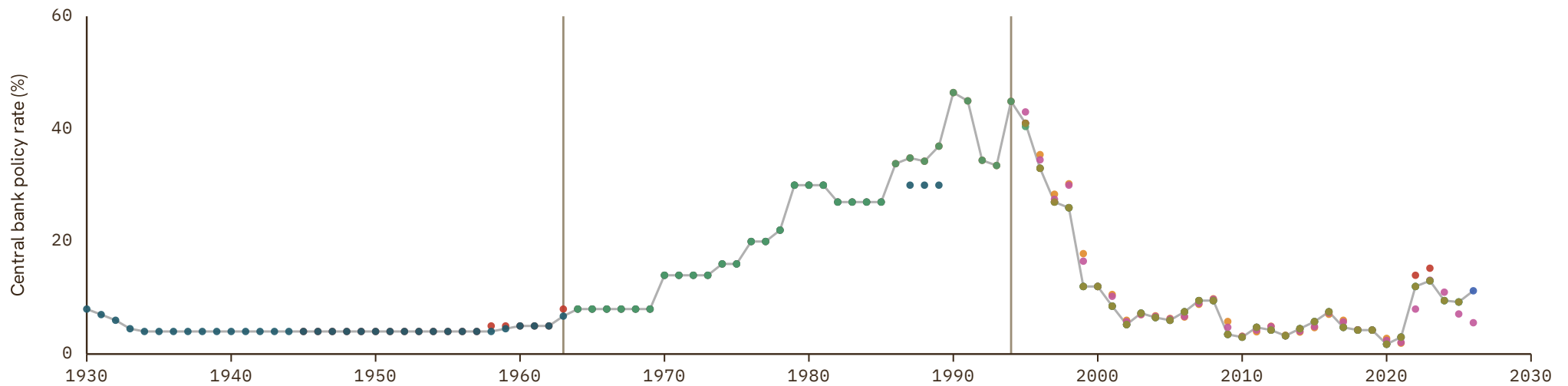
UNIT
in %

1 Source composition

SOURCE	CODE	TIME SPAN	NOTES
Homer et al. (1996)	Homer Sylla	1930 - 1963	Replacing using overlapping data in 1964.
International Monetary Fund (2025)	IMF IFS	1964 - 1994	Replacing using overlapping data in 1995.
Bank for Internl Settlements (2024)	BIS	1995 - 2026	Baseline source, overlaps with anchor year 2018.

2 Harmonised series

— GMD estimate | Source change ● BIS ● ECLAC ● Grimm ● Homer Sylla ● IMF IFS ● OECD EO ● CS1 ● CS2



Costa Rica

COVERAGE
1952-2026

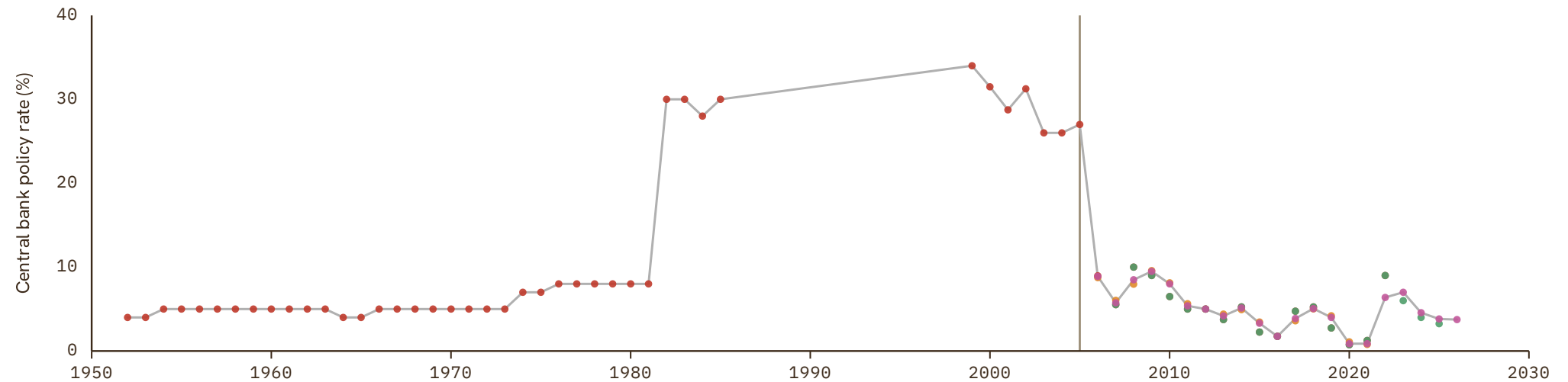
UNIT
in %

1 Source composition

SOURCE	CODE	TIME SPAN	NOTES
Grimm (2024)	Grimm	1952 - 2005	Replacing using overlapping data in 2006.
OECD (2024)	OECD EO	2006 - 2026	Baseline source, overlaps with anchor year 2018.

2 Harmonised series

— GMD estimate | Source change ● ECLAC ● Grimm ● IMF IFS ● OECD EO



Croatia

COVERAGE
1992-2023

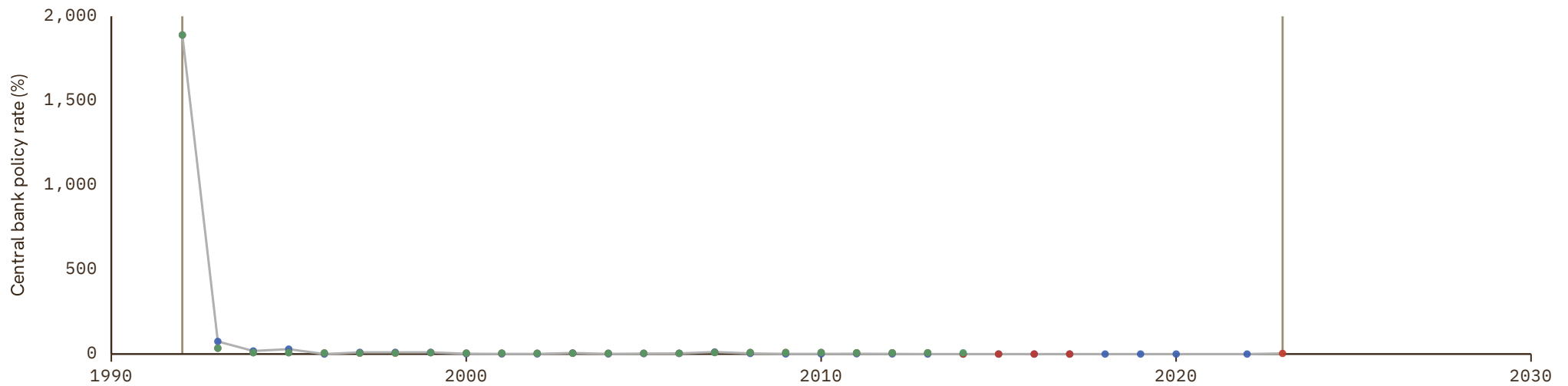
UNIT
in %

1 Source composition

SOURCE	CODE	TIME SPAN	NOTES
International Monetary Fund (2025)	IMF IFS	1992 - 1992	Replacing using overlapping data in 1993.
Bank for Internl Settlements (2024)	BIS	1993 - 2022	Baseline source, overlaps with anchor year 2018.
Grimm (2024)	Grimm	2023 - 2023	Replacing using overlapping data in 2024.

2 Harmonised series

— GMD estimate | Source change ● BIS ● Grimm ● IMF IFS



Cyprus

COVERAGE

1999–2023

UNIT

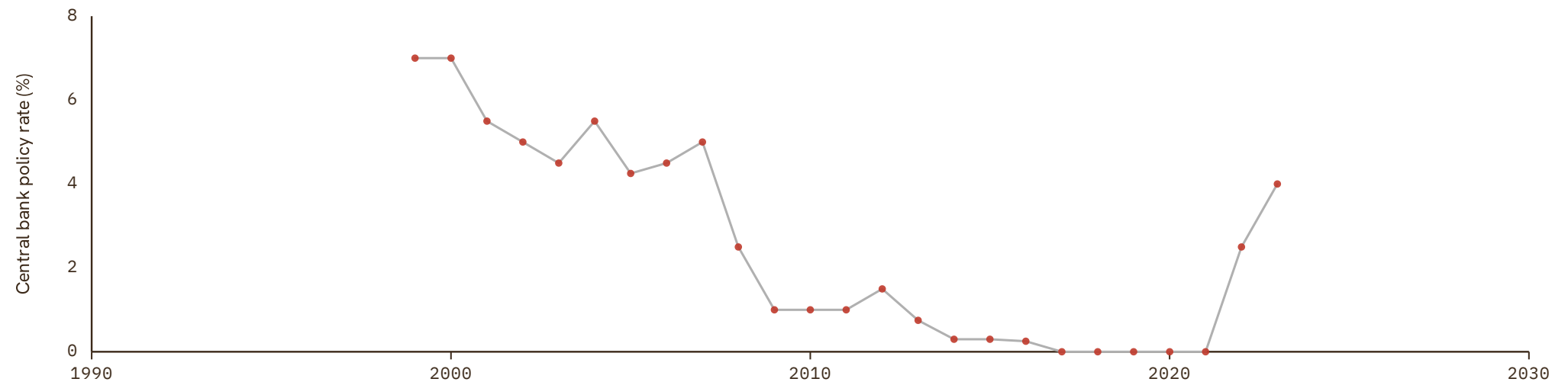
in %

1 Source composition

SOURCE	CODE	TIME SPAN	NOTES
Grimm (2024)	Grimm	1999 - 2023	Baseline source, overlaps with anchor year 2018.

2 Harmonised series

— GMD estimate ● Grimm



Czech Republic

COVERAGE
1995-2026

UNIT
in %

1 Source composition

SOURCE	CODE	TIME SPAN	NOTES
Bank for Internl Settlements (2024)	BIS	1995 - 2026	Baseline source, overlaps with anchor year 2018.

2 Harmonised series

— GMD estimate ● BIS ● Grimm ● IMF IFS ● OECD EO



Democratic Republic of the Congo

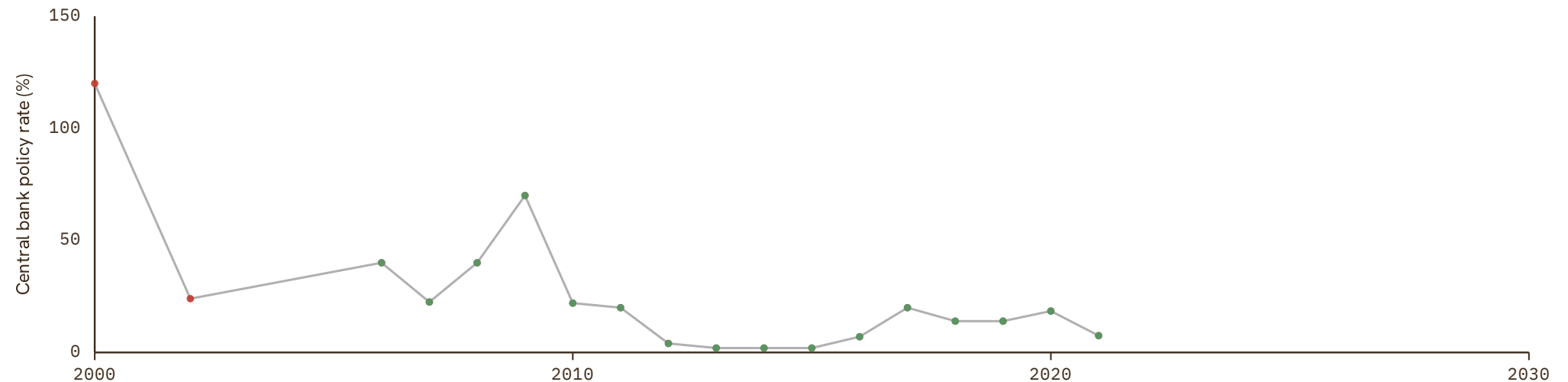
COVERAGE
2000–2021UNIT
in %

1 Source composition

SOURCE	CODE	TIME SPAN	NOTES
Grimm (2024)	Grimm	2000 - 2005	Replacing using overlapping data in 2006.
International Monetary Fund (2025)	IMF IFS	2006 - 2021	Baseline source, overlaps with anchor year 2018.

2 Harmonised series

— GMD estimate ● Grimm ● IMF IFS



Denmark

COVERAGE
1819-2026

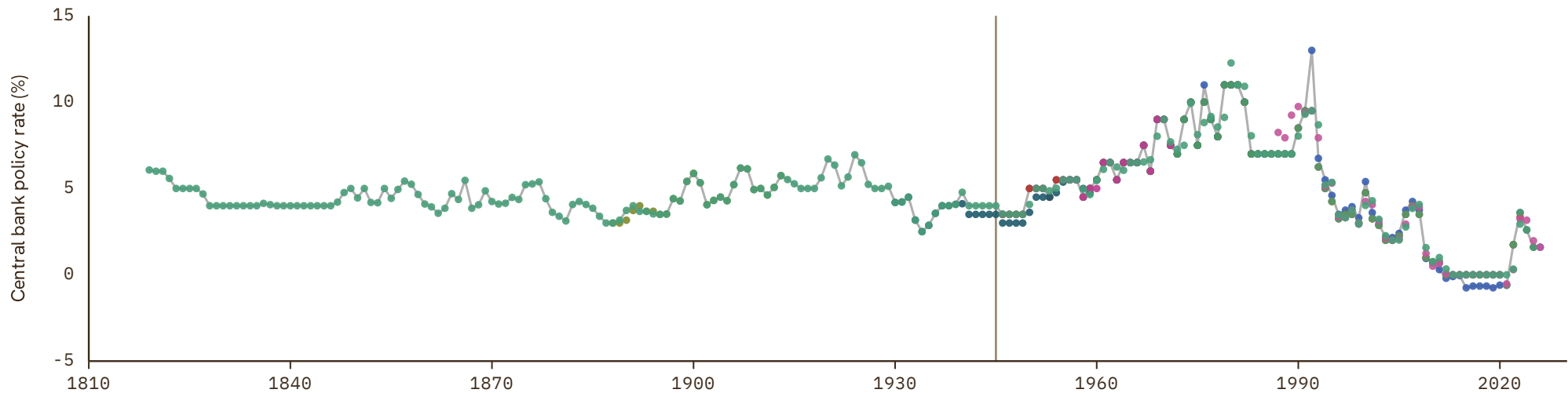
UNIT
in %

1 Source composition

SOURCE	CODE	TIME SPAN	NOTES
Abildgren (2017)	CS1 DNK	1819 - 1945	Replacing using overlapping data in 1946.
Bank for Internl Settlements (2024)	BIS	1946 - 2026	Baseline source, overlaps with anchor year 2018.

2 Harmonised series

— GMD estimate | Source change ● BIS ● FZ ● Grimm ● Homer Sylla ● IMF IFS ● OECD EO ● OECD MEI ARC ● CS1



Dominica

COVERAGE
1994–2025

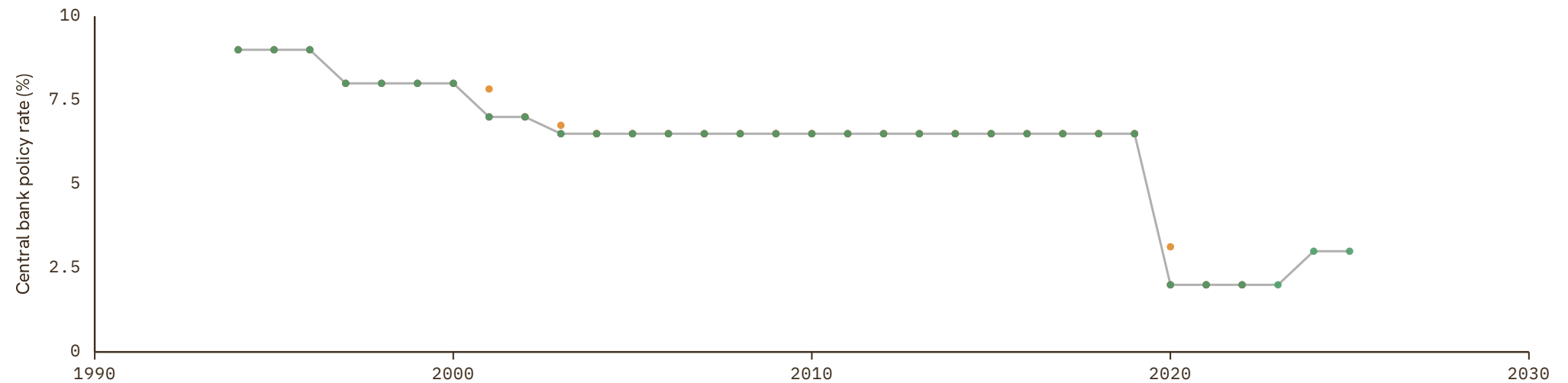
UNIT
in %

1 Source composition

SOURCE	CODE	TIME SPAN	NOTES
International Monetary Fund (2025)	IMF IFS	1994 - 2025	Baseline source, overlaps with anchor year 2018.

2 Harmonised series

— GMD estimate ● ECLAC ● Grimm ● IMF IFS



Dominican Republic

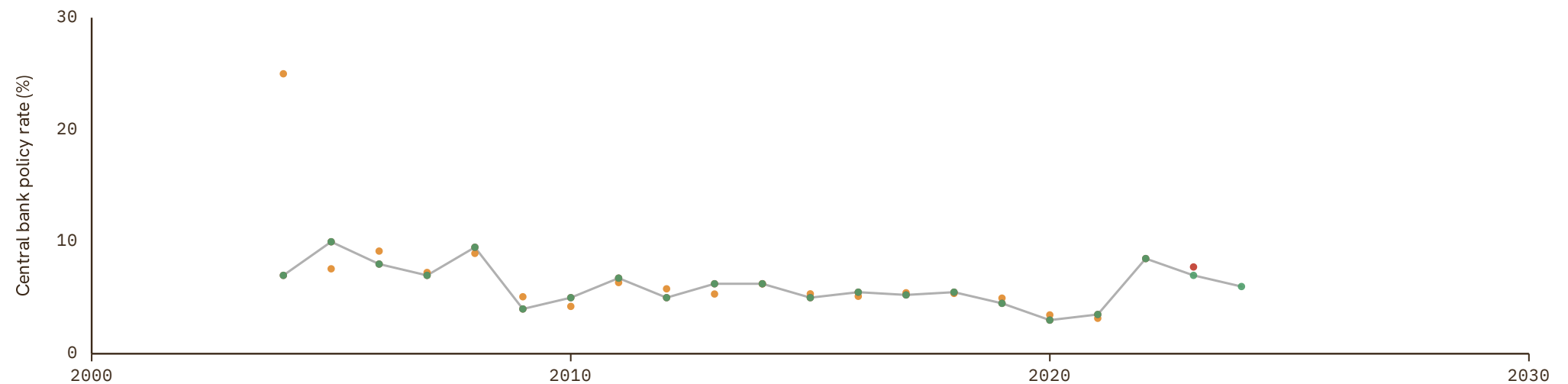
COVERAGE
2004–2024UNIT
in %

1 Source composition

SOURCE	CODE	TIME SPAN	NOTES
International Monetary Fund (2025)	IMF IFS	2004 - 2024	Baseline source, overlaps with anchor year 2018.

2 Harmonised series

— GMD estimate ● ECLAC ● Grimm ● IMF IFS



Ecuador

COVERAGE

1945–2024

UNIT

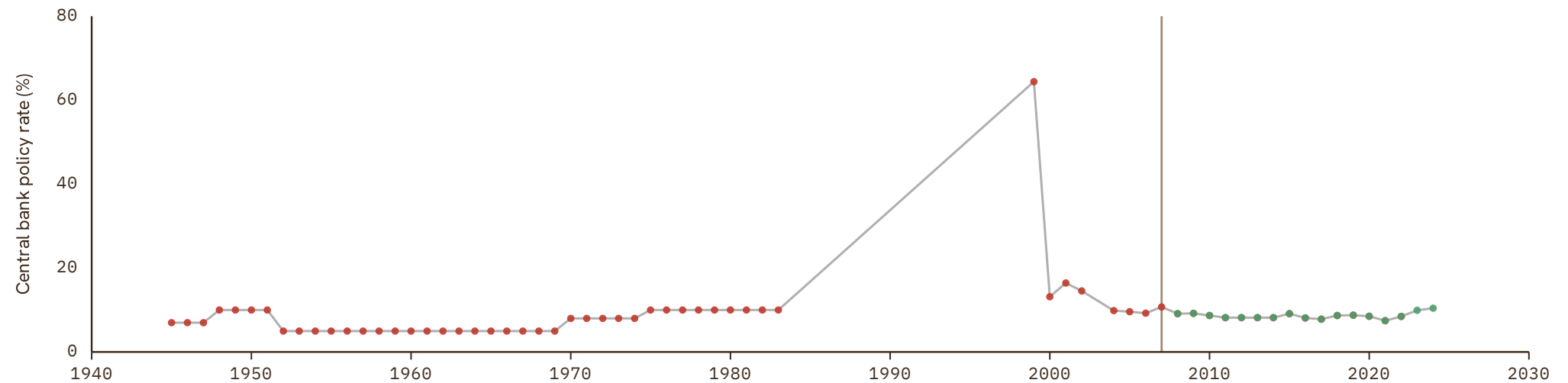
in %

1 Source composition

SOURCE	CODE	TIME SPAN	NOTES
Grimm (2024)	Grimm	1945 - 2007	Replacing using overlapping data in 2008.
International Monetary Fund (2025)	IMF IFS	2008 - 2024	Baseline source, overlaps with anchor year 2018.

2 Harmonised series

— GMD estimate | Source change ● Grimm ● IMF IFS



Egypt

COVERAGE
1952-2024

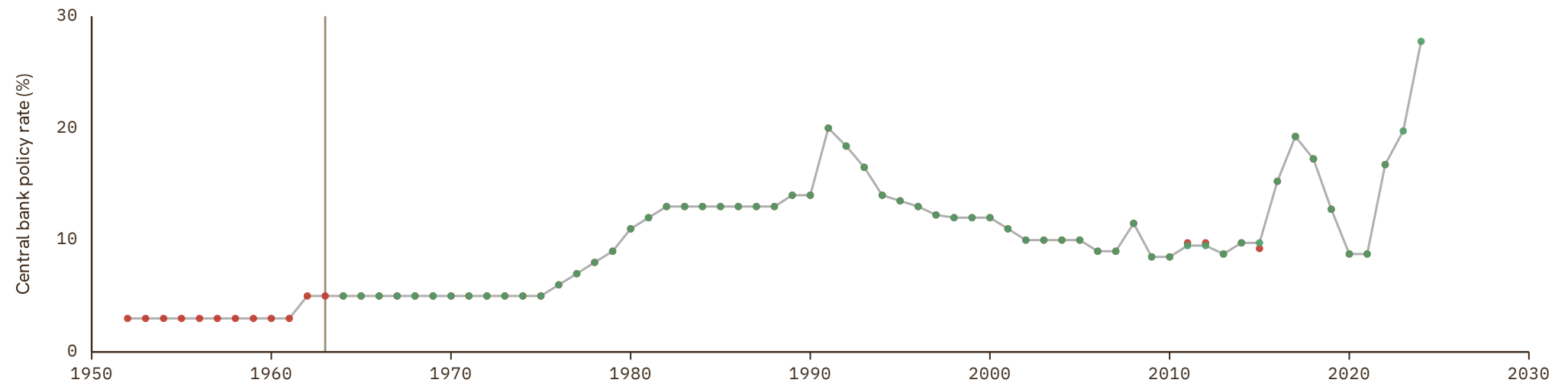
UNIT
in %

1 Source composition

SOURCE	CODE	TIME SPAN	NOTES
Grimm (2024)	Grimm	1952 - 1963	Replacing using overlapping data in 1964.
International Monetary Fund (2025)	IMF IFS	1964 - 2024	Baseline source, overlaps with anchor year 2018.

2 Harmonised series

— GMD estimate | Source change ● Grimm ● IMF IFS



El Salvador

COVERAGE
1946–2021

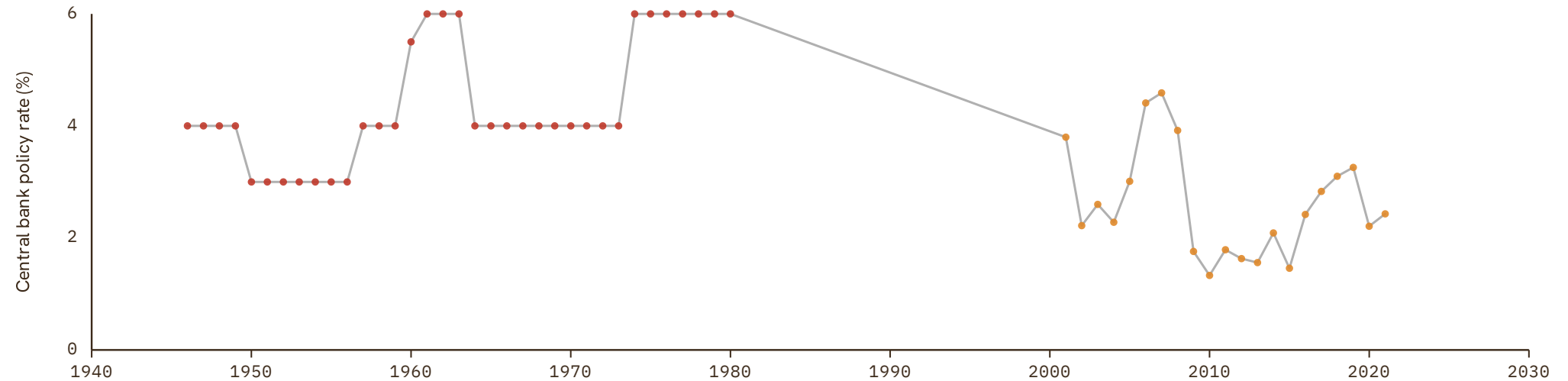
UNIT
in %

1 Source composition

SOURCE	CODE	TIME SPAN	NOTES
Grimm (2024)	Grimm	1946 - 2000	Replacing using overlapping data in 2001.
United Nations (2024)	ECLAC	2001 - 2021	Baseline source, overlaps with anchor year 2018.

2 Harmonised series

— GMD estimate ● ECLAC ● Grimm



Equatorial Guinea

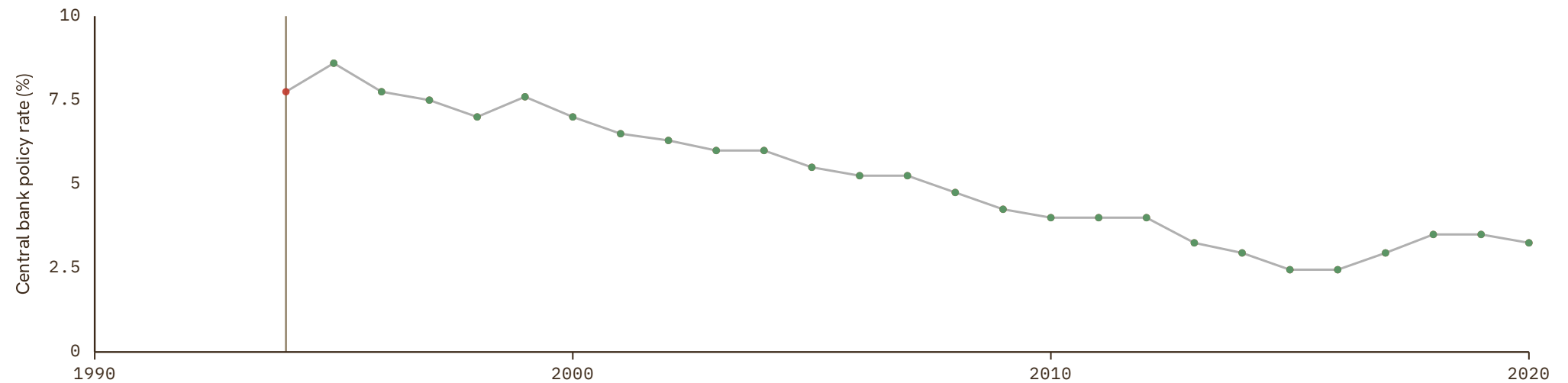
COVERAGE
1994–2020UNIT
in %

1 Source composition

SOURCE	CODE	TIME SPAN	NOTES
Grimm (2024)	Grimm	1994 - 1994	Replacing using overlapping data in 1995.
International Monetary Fund (2025)	IMF IFS	1995 - 2020	Baseline source, overlaps with anchor year 2018.

2 Harmonised series

— GMD estimate | Source change ● Grimm ● IMF IFS



Estonia

COVERAGE
1999–2026

UNIT
in %

1 Source composition

SOURCE	CODE	TIME SPAN	NOTES
OECD (2024)	OECD EO	1999 - 2026	Baseline source, overlaps with anchor year 2018.

2 Harmonised series

— GMD estimate ● Grimm ● OECD EO



Eswatini

COVERAGE

1976–2024

UNIT

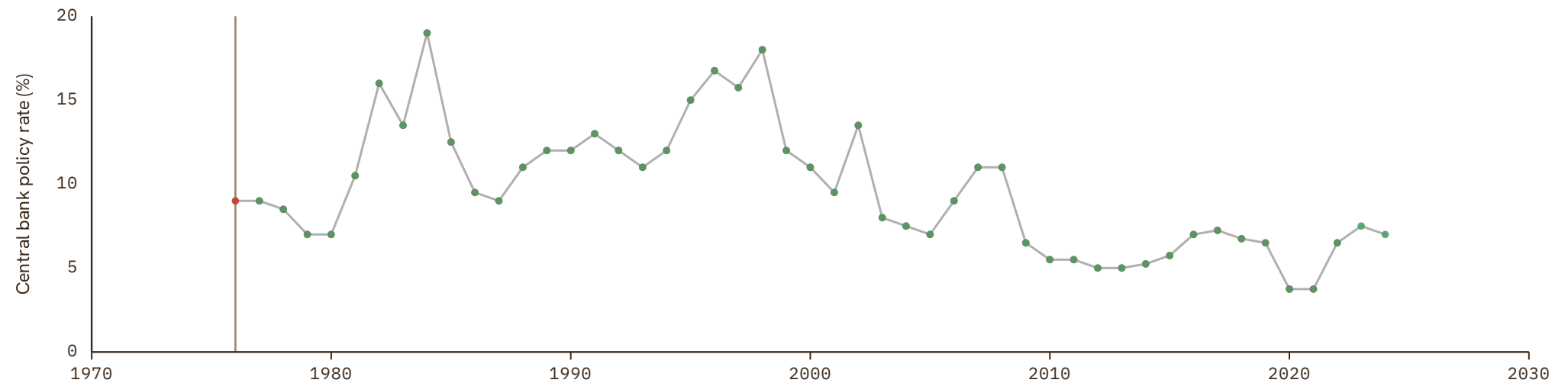
in %

1 Source composition

SOURCE	CODE	TIME SPAN	NOTES
Grimm (2024)	Grimm	1976 - 1976	Replacing using overlapping data in 1977.
International Monetary Fund (2025)	IMF IFS	1977 - 2024	Baseline source, overlaps with anchor year 2018.

2 Harmonised series

— GMD estimate | | Source change ● Grimm ● IMF IFS



Ethiopia

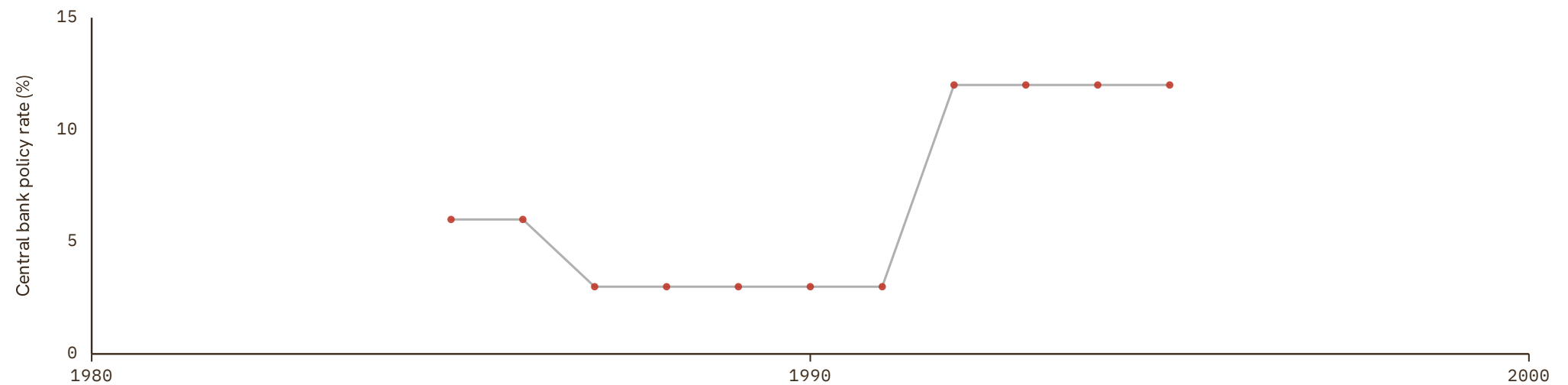
COVERAGE
1985–1995UNIT
in %

1 Source composition

SOURCE	CODE	TIME SPAN	NOTES
Grimm (2024)	Grimm	1985 - 1995	Replacing using overlapping data in 1996.

2 Harmonised series

— GMD estimate ● Grimm



Fiji

COVERAGE
1991–2024

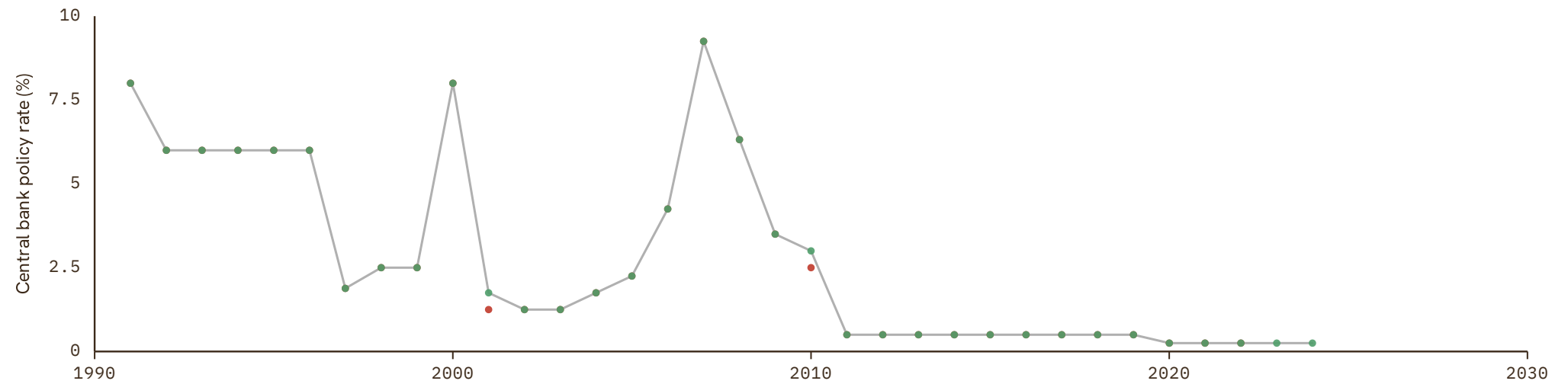
UNIT
in %

1 Source composition

SOURCE	CODE	TIME SPAN	NOTES
International Monetary Fund (2025)	IMF IFS	1991 - 2024	Baseline source, overlaps with anchor year 2018.

2 Harmonised series

— GMD estimate ● Grimm ● IMF IFS



Finland

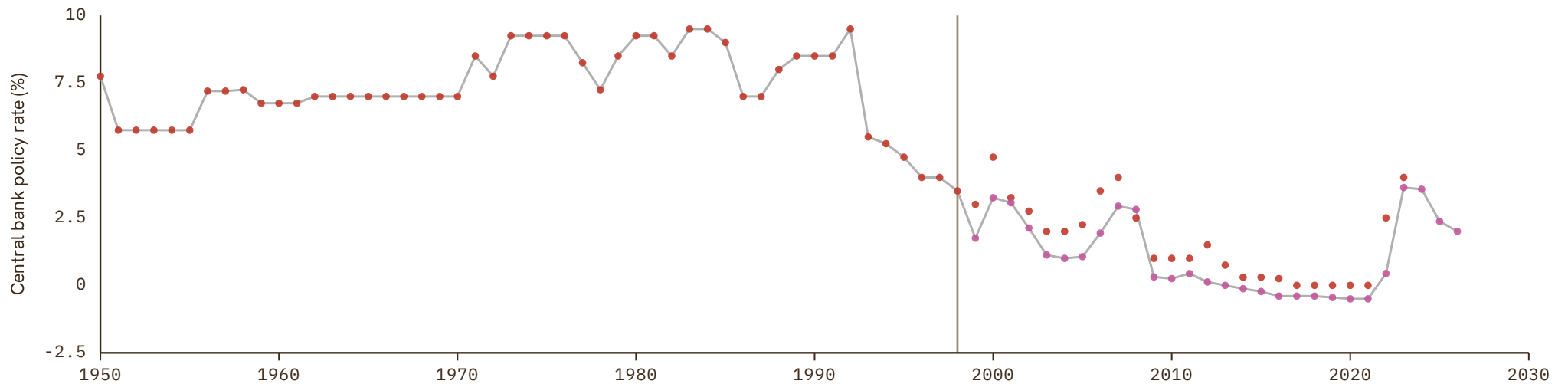
COVERAGE | UNIT
1950-2026 | in %

1 Source composition

SOURCE	CODE	TIME SPAN	NOTES
Grimm (2024)	Grimm	1950 - 1998	Replacing using overlapping data in 1999.
OECD (2024)	OECD EO	1999 - 2026	Baseline source, overlaps with anchor year 2018.

2 Harmonised series

— GMD estimate | | Source change ● Grimm ● OECD EO



France

COVERAGE
1800–2026

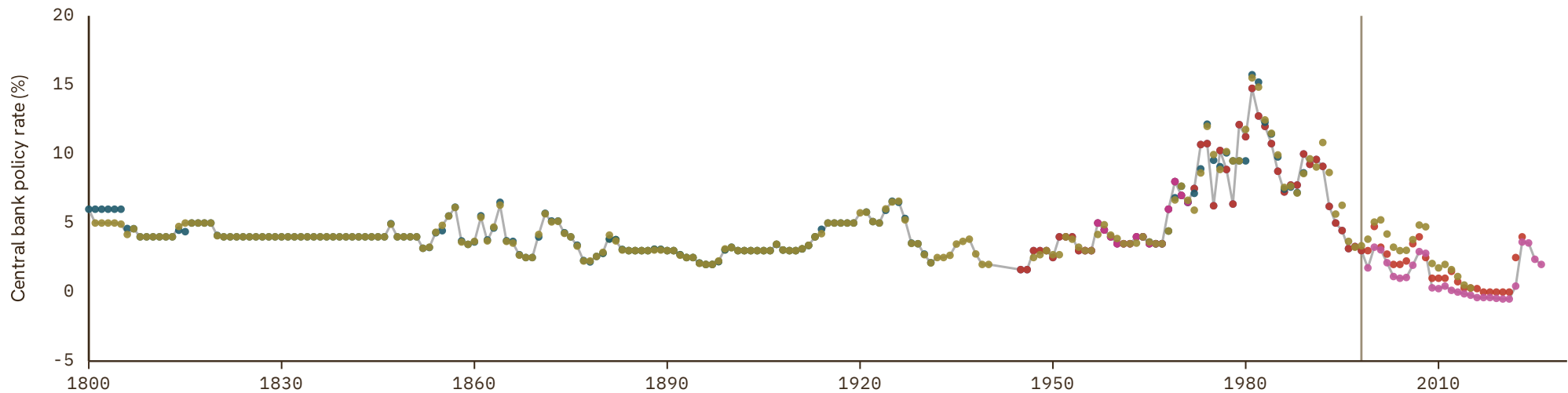
UNIT
in %

1 Source composition

SOURCE	CODE	TIME SPAN	NOTES
Homer et al. (1996)	Homer Sylla	1800 - 1800	Replacing using overlapping data in 1801.
Levy-Garboua et al. (2016)	CS2 FRA	1801 - 1944	Replacing using overlapping data in 1945.
Bank for Internl Settlements (2024)	BIS	1945 - 1998	Replacing using overlapping data in 1999.
OECD (2024)	OECD EO	1999 - 2026	Baseline source, overlaps with anchor year 2018.

2 Harmonised series

— GMD estimate | Source change ● BIS ● FZ ● Grimm ● Homer Sylla ● OECD EO ● OECD MEI ARC ● CS2



Gabon

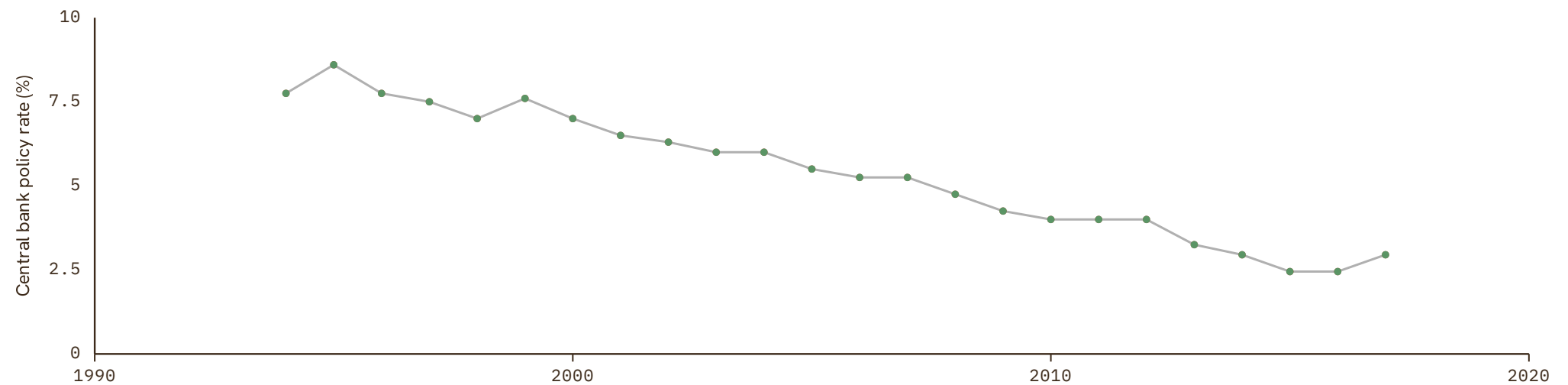
COVERAGE
1994–2017UNIT
in %

1 Source composition

SOURCE	CODE	TIME SPAN	NOTES
International Monetary Fund (2025)	IMF IFS	1994 - 2017	Replacing using overlapping data in 2018.

2 Harmonised series

— GMD estimate ● Grimm ● IMF IFS



Gambia

COVERAGE
1977-2024

UNIT
in %

1 Source composition

SOURCE	CODE	TIME SPAN	NOTES
International Monetary Fund (2025)	IMF IFS	1977 - 2024	Baseline source, overlaps with anchor year 2018.

2 Harmonised series

— GMD estimate ● Grimm ● IMF IFS



Georgia

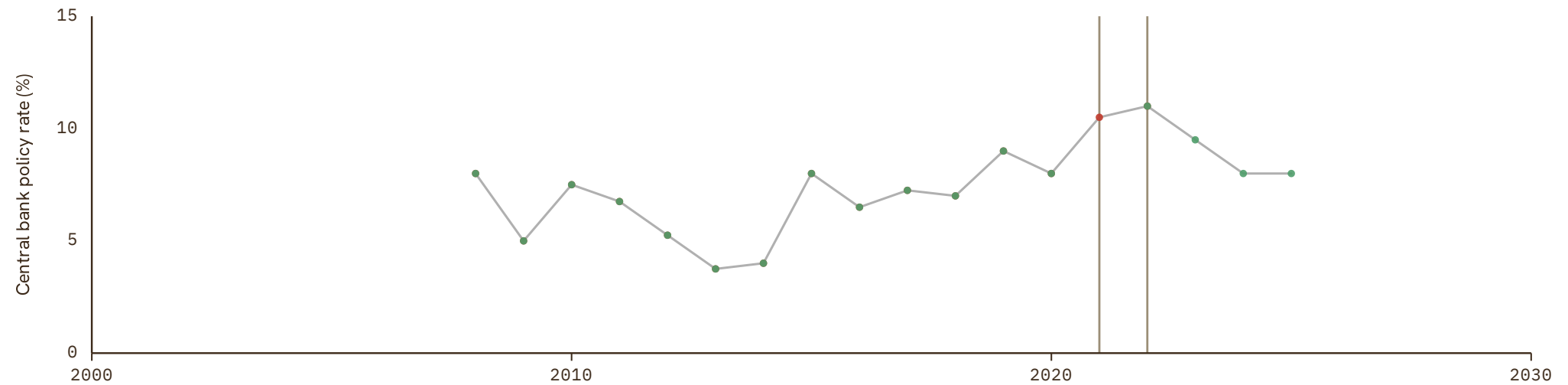
COVERAGE
2008–2025UNIT
in %

1 Source composition

SOURCE	CODE	TIME SPAN	NOTES
International Monetary Fund (2025)	IMF IFS	2008 - 2020	Baseline source, overlaps with anchor year 2018.
Grimm (2024)	Grimm	2021 - 2021	Replacing using overlapping data in 2022.
International Monetary Fund (2025)	IMF IFS	2022 - 2025	Replacing using overlapping data in 2026.

2 Harmonised series

— GMD estimate | Source change ● Grimm ● IMF IFS



Germany

COVERAGE
1817–2026

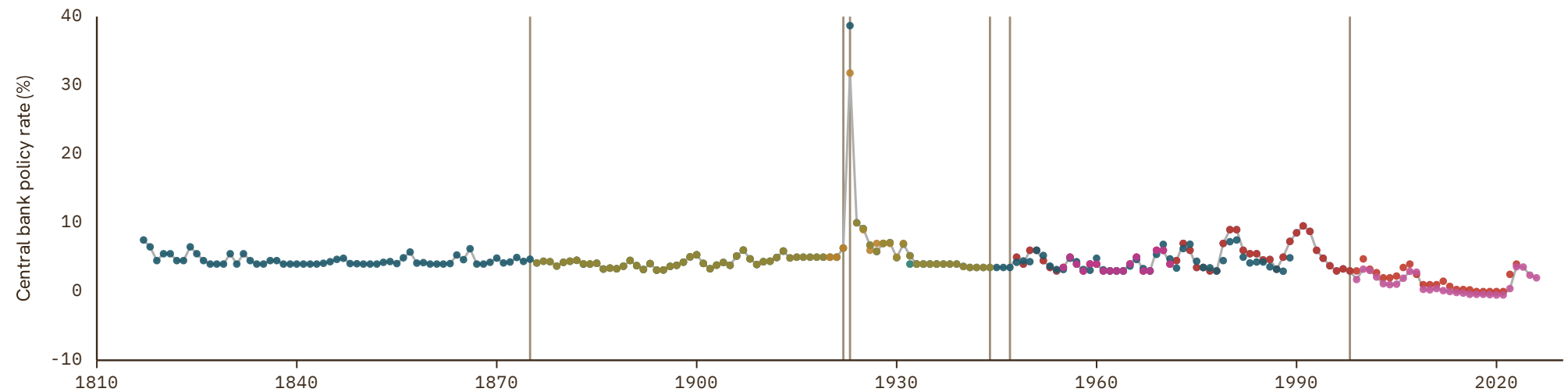
UNIT
in %

1 Source composition

SOURCE	CODE	TIME SPAN	NOTES
Homer et al. (1996)	Homer Sylla	1817 - 1875	Replacing using overlapping data in 1876.
Deutsche Bundesbank (1976)	CS2 DEU	1876 - 1922	Replacing using overlapping data in 1923.
Holtfrerich (1980)	CS5 DEU	1923 - 1923	Replacing using overlapping data in 1924.
Deutsche Bundesbank (1976)	CS2 DEU	1924 - 1944	Replacing using overlapping data in 1945.
Homer et al. (1996)	Homer Sylla	1945 - 1947	Replacing using overlapping data in 1948.
Bank for Internl Settlements (2024)	BIS	1948 - 1998	Replacing using overlapping data in 1999.
OECD (2024)	OECD EO	1999 - 2026	Baseline source, overlaps with anchor year 2018.

2 Harmonised series

— GMD estimate | Source change ● BIS ● FZ ● Grimm ● Homer Sylla ● IHD ● IHD 2 ● OECD EO ● OECD MEI ARC ● CS2 ● CS5



Ghana

COVERAGE
1964–2023UNIT
in %

1 Source composition

SOURCE	CODE	TIME SPAN	NOTES
International Monetary Fund (2025)	IMF IFS	1964 - 2023	Baseline source, overlaps with anchor year 2018.

2 Harmonised series

— GMD estimate ● Grimm ● IMF IFS



Greece

COVERAGE
1842-2026

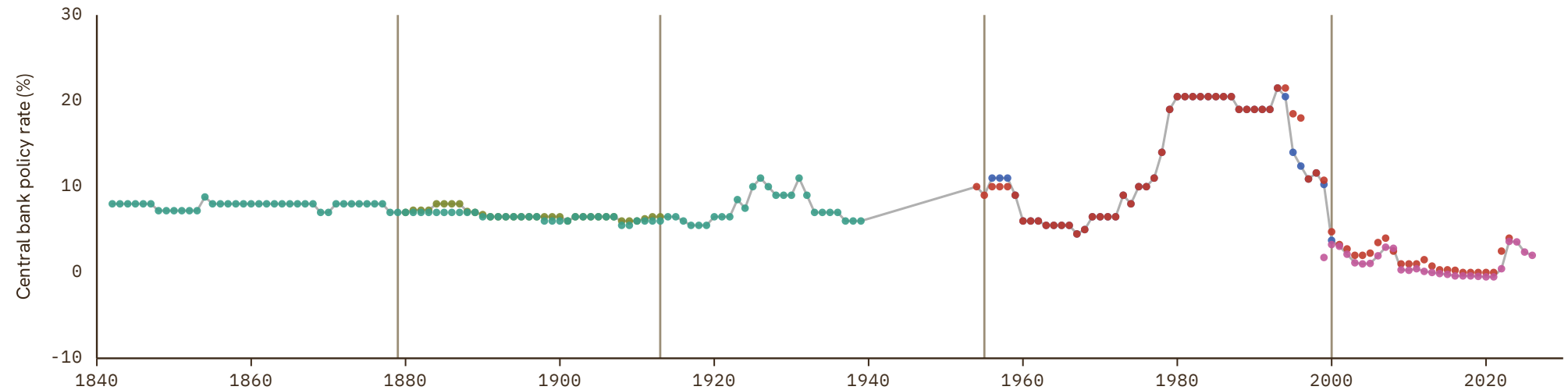
UNIT
in %

1 Source composition

SOURCE	CODE	TIME SPAN	NOTES
National Bank of Serbia (2024)	NBS	1842 - 1879	Replacing using overlapping data in 1880.
Marc Flandreau et al. (2004)	FZ	1880 - 1913	Replacing using overlapping data in 1914.
National Bank of Serbia (2024)	NBS	1914 - 1953	Replacing using overlapping data in 1954.
Grimm (2024)	Grimm	1954 - 1955	Replacing using overlapping data in 1956.
Bank for Internl Settlements (2024)	BIS	1956 - 2000	Replacing using overlapping data in 2001.
OECD (2024)	OECD EO	2001 - 2026	Baseline source, overlaps with anchor year 2018.

2 Harmonised series

— GMD estimate | Source change ● BIS ● FZ ● Grimm ● NBS ● OECD EO



Grenada

COVERAGE
1994–2025

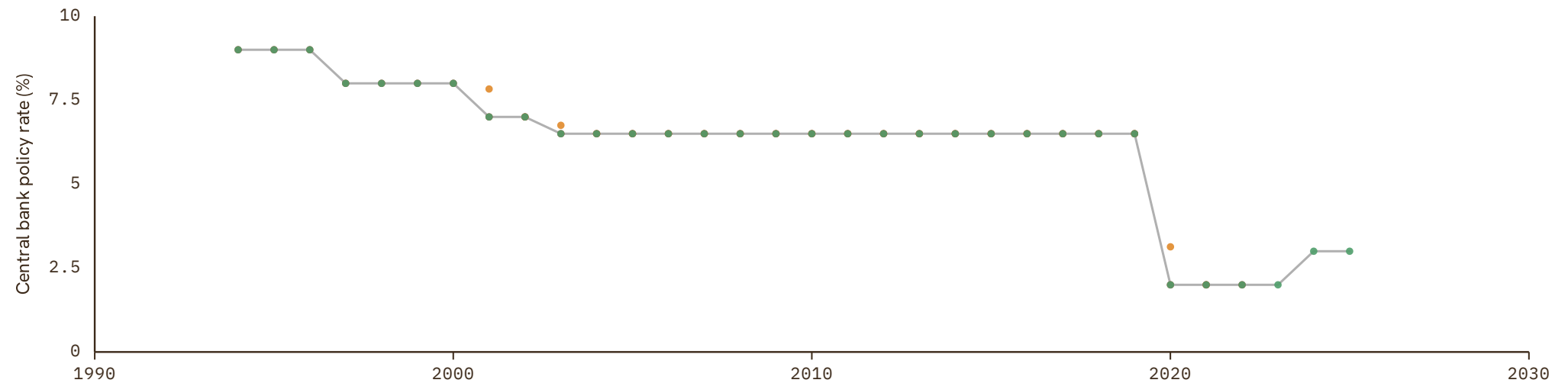
UNIT
in %

1 Source composition

SOURCE	CODE	TIME SPAN	NOTES
International Monetary Fund (2025)	IMF IFS	1994 - 2025	Baseline source, overlaps with anchor year 2018.

2 Harmonised series

— GMD estimate ● ECLAC ● Grimm ● IMF IFS



Guatemala

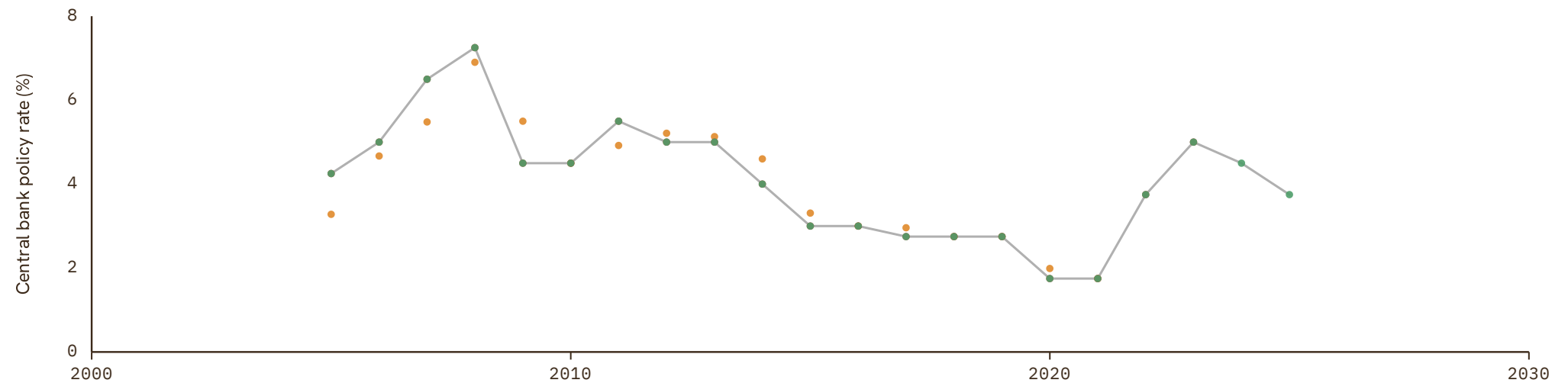
COVERAGE | UNIT
2005-2025 | in %

1 Source composition

SOURCE	CODE	TIME SPAN	NOTES
International Monetary Fund (2025)	IMF IFS	2005 - 2025	Baseline source, overlaps with anchor year 2018.

2 Harmonised series

— GMD estimate ● ECLAC ● Grimm ● IMF IFS



Guinea

COVERAGE
1986-2021

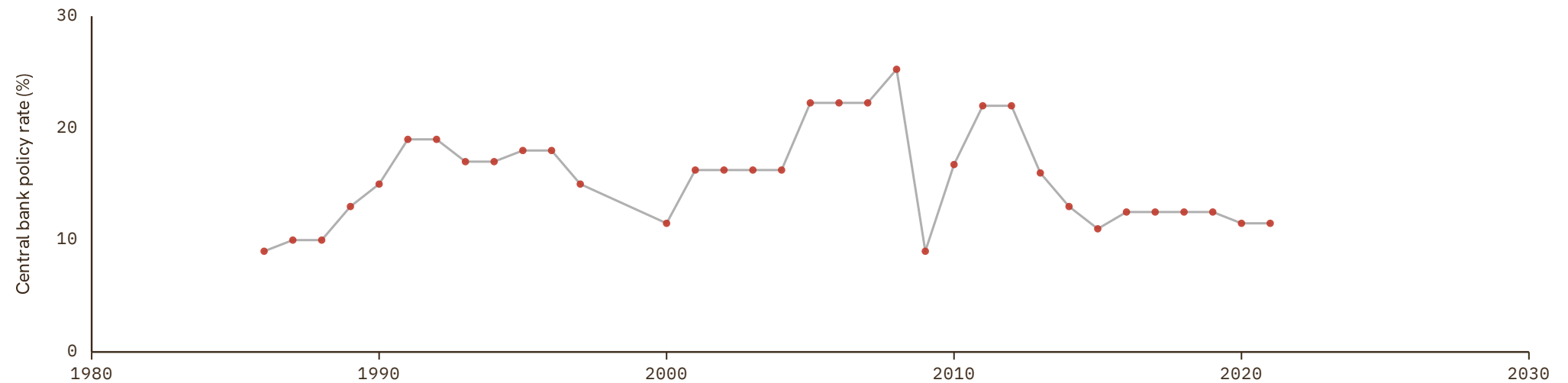
UNIT
in %

1 Source composition

SOURCE	CODE	TIME SPAN	NOTES
Grimm (2024)	Grimm	1986 - 2021	Baseline source, overlaps with anchor year 2018.

2 Harmonised series

— GMD estimate ● Grimm



Guinea-Bissau

COVERAGE
1997-2016

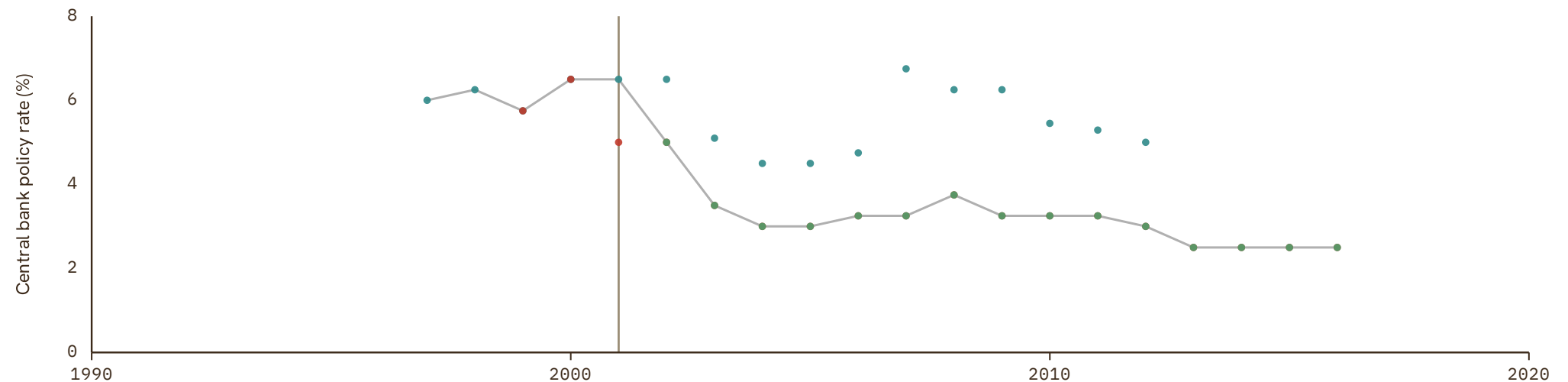
UNIT
in %

1 Source composition

SOURCE	CODE	TIME SPAN	NOTES
BCEAO (2024)	BCEAO	1997 - 2001	Replacing using overlapping data in 2002.
International Monetary Fund (2025)	IMF IFS	2002 - 2016	Replacing using overlapping data in 2017.

2 Harmonised series

— GMD estimate | Source change ● BCEAO ● Grimm ● IMF IFS



Guyana

COVERAGE
1966-2025

UNIT
in %

1 Source composition

SOURCE	CODE	TIME SPAN	NOTES
Grimm (2024)	Grimm	1966 - 1966	Replacing using overlapping data in 1967.
International Monetary Fund (2025)	IMF IFS	1967 - 2025	Baseline source, overlaps with anchor year 2018.

2 Harmonised series

— GMD estimate | | Source change ● ECLAC ● Grimm ● IMF IFS



Haiti

COVERAGE
1997-2021

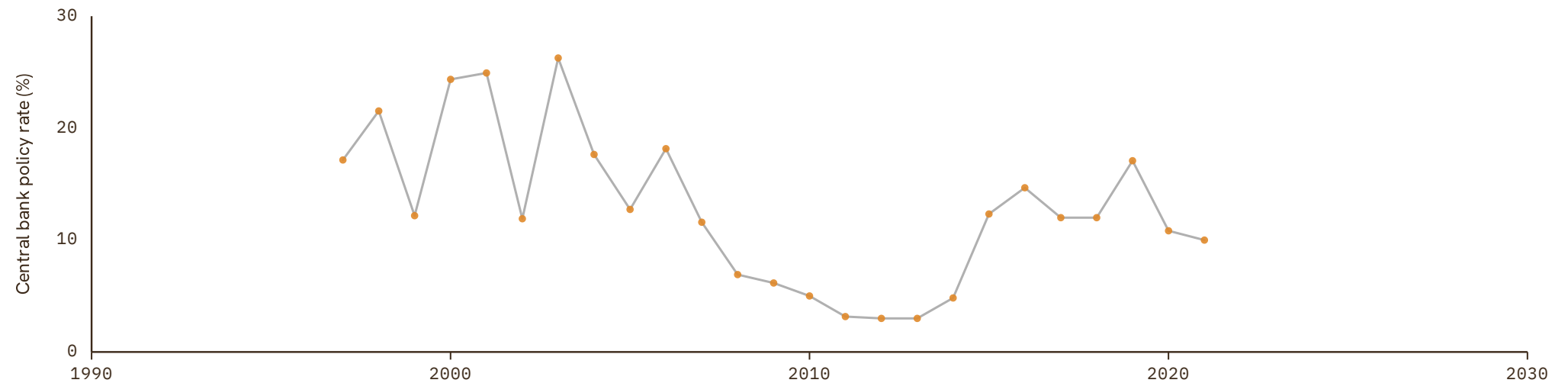
UNIT
in %

1 Source composition

SOURCE	CODE	TIME SPAN	NOTES
United Nations (2024)	ECLAC	1997 - 2021	Baseline source, overlaps with anchor year 2018.

2 Harmonised series

— GMD estimate ● ECLAC



Honduras

COVERAGE
2005–2025

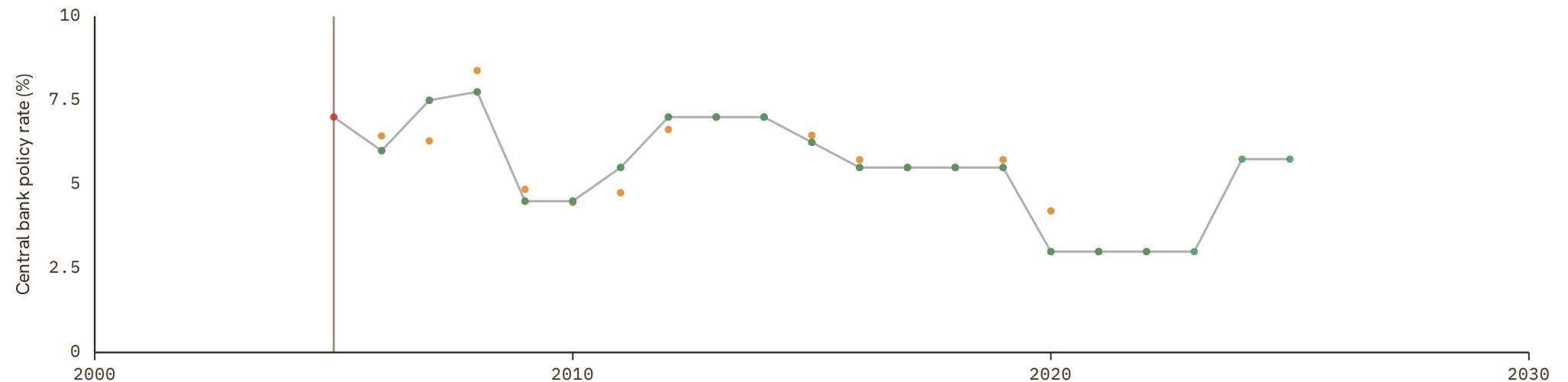
UNIT
in %

1 Source composition

SOURCE	CODE	TIME SPAN	NOTES
Grimm (2024)	Grimm	2005 - 2005	Replacing using overlapping data in 2006.
International Monetary Fund (2025)	IMF IFS	2006 - 2025	Baseline source, overlaps with anchor year 2018.

2 Harmonised series

— GMD estimate | Source change ● ECLAC ● Grimm ● IMF IFS



Hong Kong

COVERAGE
1992–2026

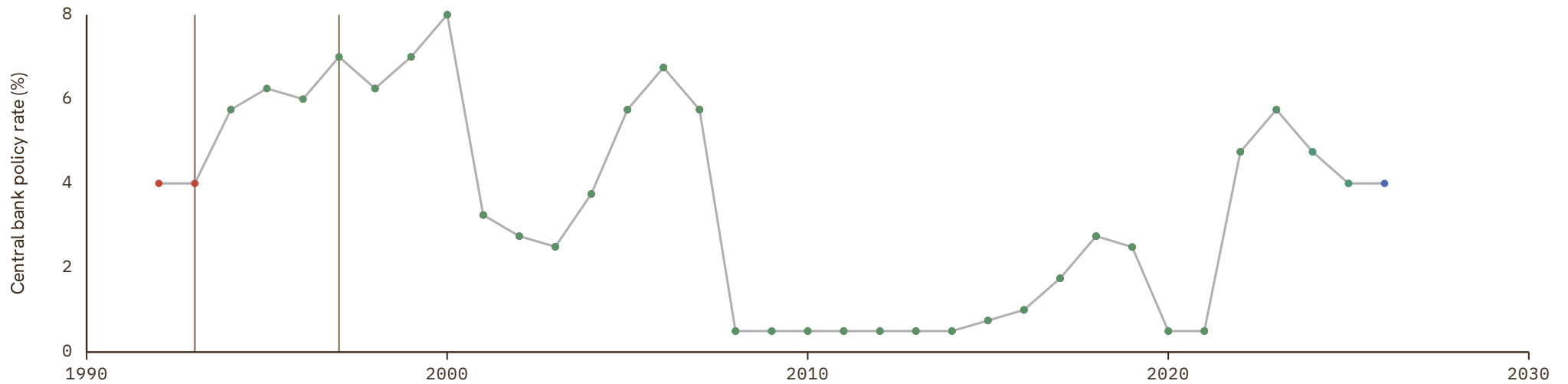
UNIT
in %

1 Source composition

SOURCE	CODE	TIME SPAN	NOTES
Grimm (2024)	Grimm	1992 - 1993	Replacing using overlapping data in 1994.
International Monetary Fund (2025)	IMF IFS	1994 - 1997	Replacing using overlapping data in 1998.
Bank for Internl Settlements (2024)	BIS	1998 - 2026	Baseline source, overlaps with anchor year 2018.

2 Harmonised series

— GMD estimate | Source change ● BIS ● Grimm ● IMF IFS



Hungary

COVERAGE
1863–2026

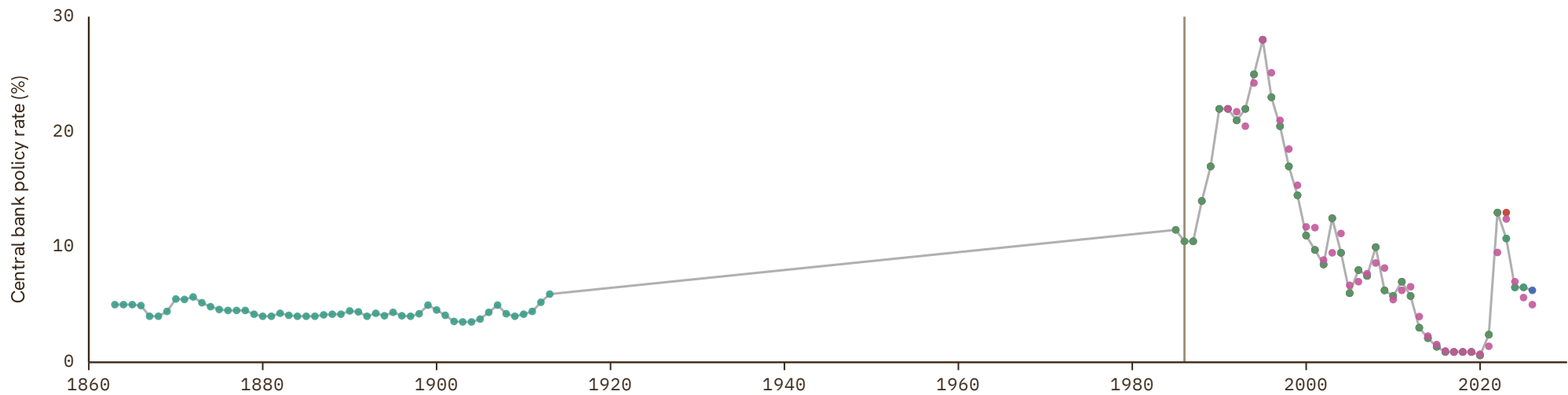
UNIT
in %

1 Source composition

SOURCE	CODE	TIME SPAN	NOTES
National Bank of Serbia (2024)	NBS	1863 - 1984	Replacing using overlapping data in 1985.
International Monetary Fund (2025)	IMF IFS	1985 - 1986	Replacing using overlapping data in 1987.
Bank for Internl Settlements (2024)	BIS	1987 - 2026	Baseline source, overlaps with anchor year 2018.

2 Harmonised series

— GMD estimate | Source change ● BIS ● Grimm ● IMF IFS ● NBS ● OECD EO



Iceland

COVERAGE
1886–2026

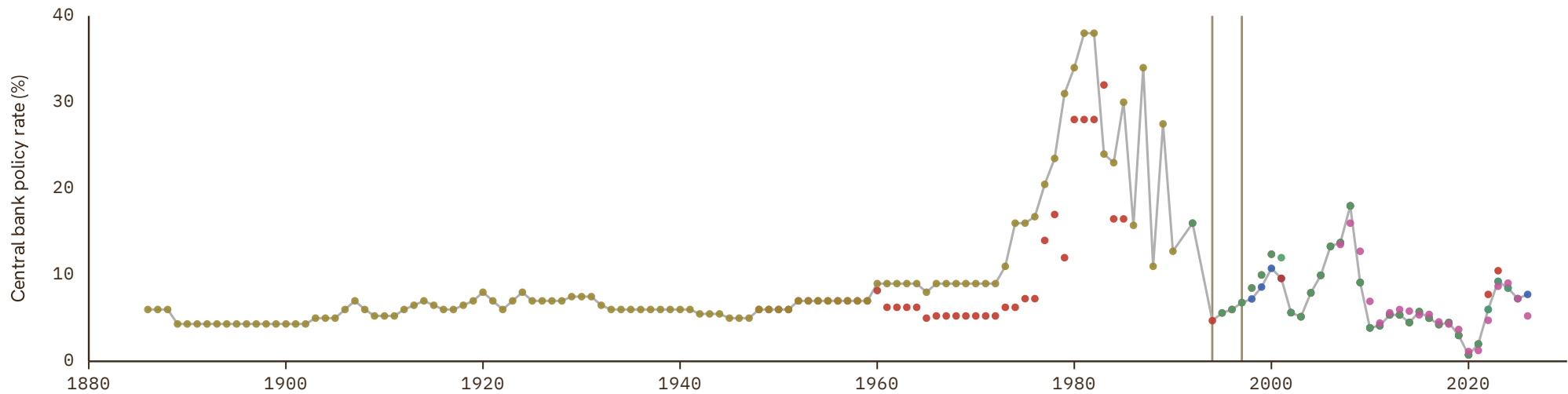
UNIT
in %

1 Source composition

SOURCE	CODE	TIME SPAN	NOTES
Statistics Iceland (1997)	CS2 ISL	1886 - 1991	Replacing using overlapping data in 1992.
International Monetary Fund (2025)	IMF IFS	1992 - 1993	Replacing using overlapping data in 1994.
Grimm (2024)	Grimm	1994 - 1994	Replacing using overlapping data in 1995.
International Monetary Fund (2025)	IMF IFS	1995 - 1997	Replacing using overlapping data in 1998.
Bank for Internl Settlements (2024)	BIS	1998 - 2026	Baseline source, overlaps with anchor year 2018.

2 Harmonised series

— GMD estimate | Source change ● BIS ● Grimm ● IMF IFS ● OECD EO ● CS2



India

COVERAGE
1925–2026

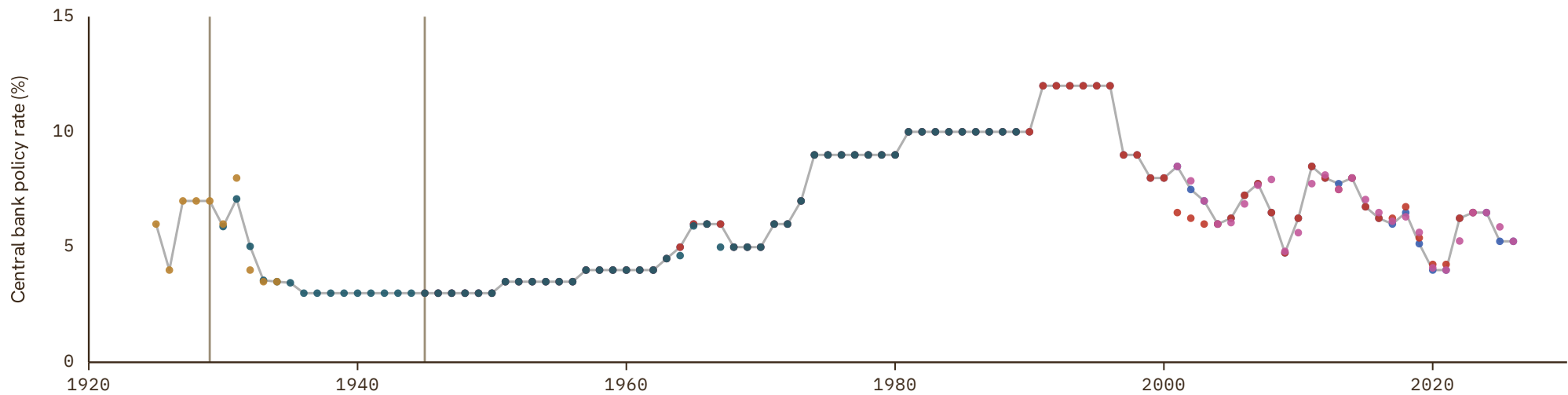
UNIT
in %

1 Source composition

SOURCE	CODE	TIME SPAN	NOTES
Ellison et al. (2024)	IHD	1925 - 1929	Replacing using overlapping data in 1930.
Homer et al. (1996)	Homer Sylla	1930 - 1945	Replacing using overlapping data in 1946.
Bank for Internl Settlements (2024)	BIS	1946 - 2026	Baseline source, overlaps with anchor year 2018.

2 Harmonised series

— GMD estimate | Source change ● BIS ● Grimm ● Homer Sylla ● IHD ● OECD EO



Indonesia

COVERAGE
1990-2026

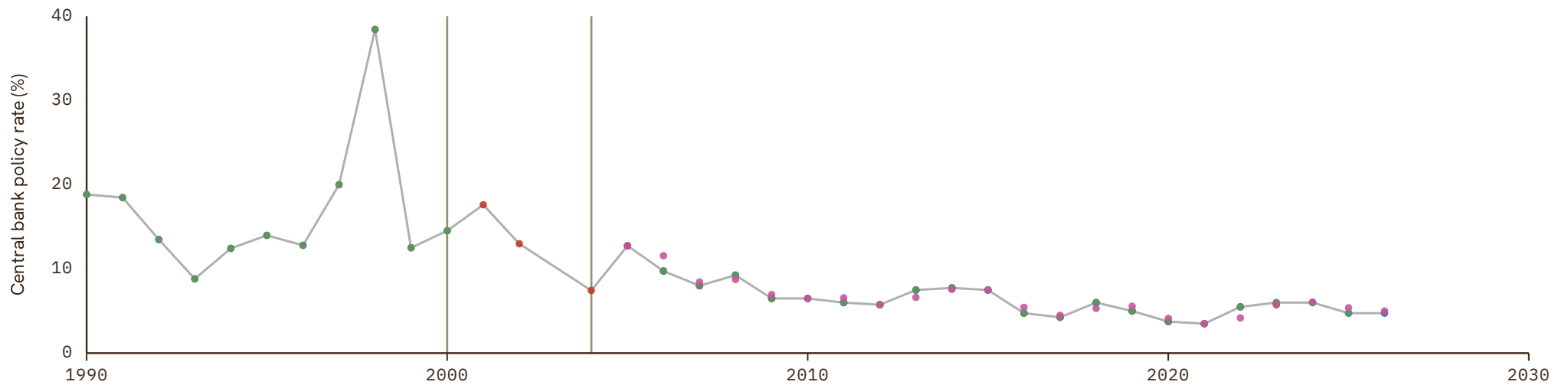
UNIT
in %

1 Source composition

SOURCE	CODE	TIME SPAN	NOTES
International Monetary Fund (2025)	IMF IFS	1990 - 2000	Replacing using overlapping data in 2001.
Grimm (2024)	Grimm	2001 - 2004	Replacing using overlapping data in 2005.
Bank for Internl Settlements (2024)	BIS	2005 - 2026	Baseline source, overlaps with anchor year 2018.

2 Harmonised series

— GMD estimate | Source change ● BIS ● Grimm ● IMF IFS ● OECD EO



Iran

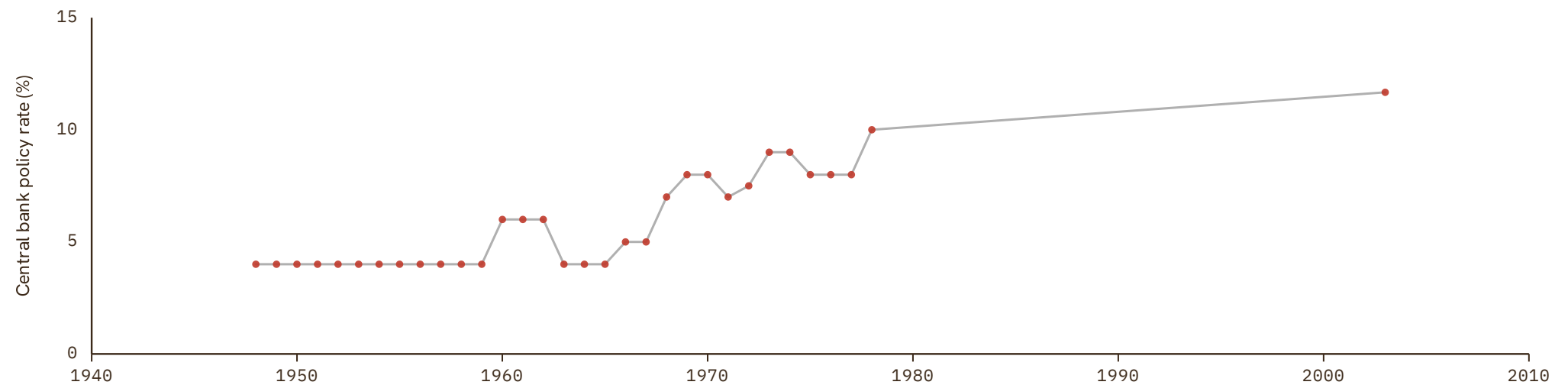
COVERAGE
1948–2003UNIT
in %

1 Source composition

SOURCE	CODE	TIME SPAN	NOTES
Grimm (2024)	Grimm	1948 - 2003	Replacing using overlapping data in 2004.

2 Harmonised series

— GMD estimate ● Grimm



Iraq

COVERAGE
2004–2016UNIT
in %

1 Source composition

SOURCE	CODE	TIME SPAN	NOTES
Grimm (2024)	Grimm	2004 - 2004	Replacing using overlapping data in 2005.
International Monetary Fund (2025)	IMF IFS	2005 - 2016	Replacing using overlapping data in 2017.

2 Harmonised series

— GMD estimate | Source change ● Grimm ● IMF IFS



Ireland

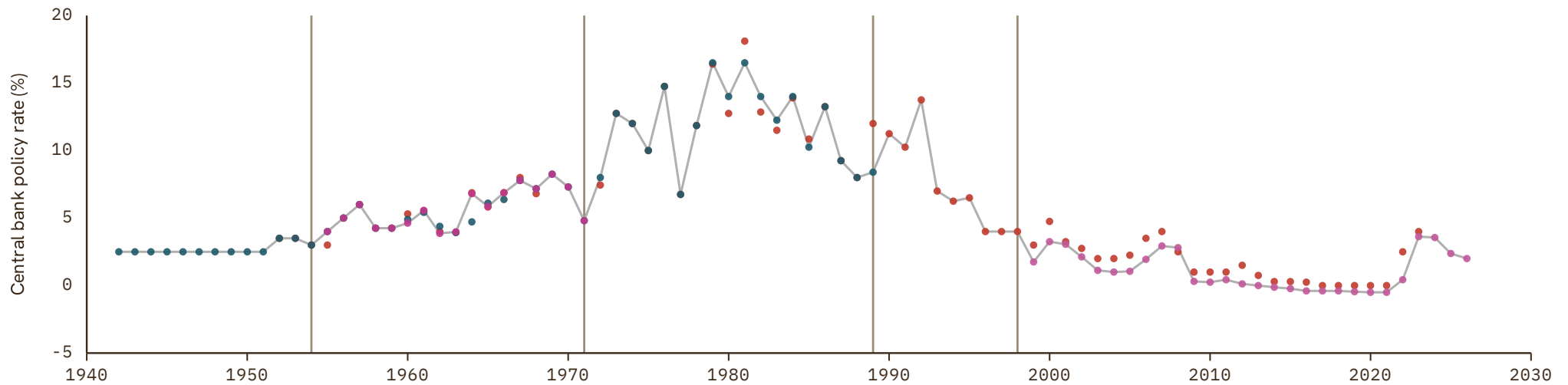
COVERAGE | UNIT
1942–2026 | in %

1 Source composition

SOURCE	CODE	TIME SPAN	NOTES
Homer et al. (1996)	Homer Sylla	1942 - 1954	Replacing using overlapping data in 1955.
OECD (1986)	OECD MEI ARC	1955 - 1971	Replacing using overlapping data in 1972.
Homer et al. (1996)	Homer Sylla	1972 - 1989	Replacing using overlapping data in 1990.
Grimm (2024)	Grimm	1990 - 1998	Replacing using overlapping data in 1999.
OECD (2024)	OECD EO	1999 - 2026	Baseline source, overlaps with anchor year 2018.

2 Harmonised series

— GMD estimate | Source change ● Grimm ● Homer Sylla ● OECD EO ● OECD MEI ARC



Israel

COVERAGE
1974-2026

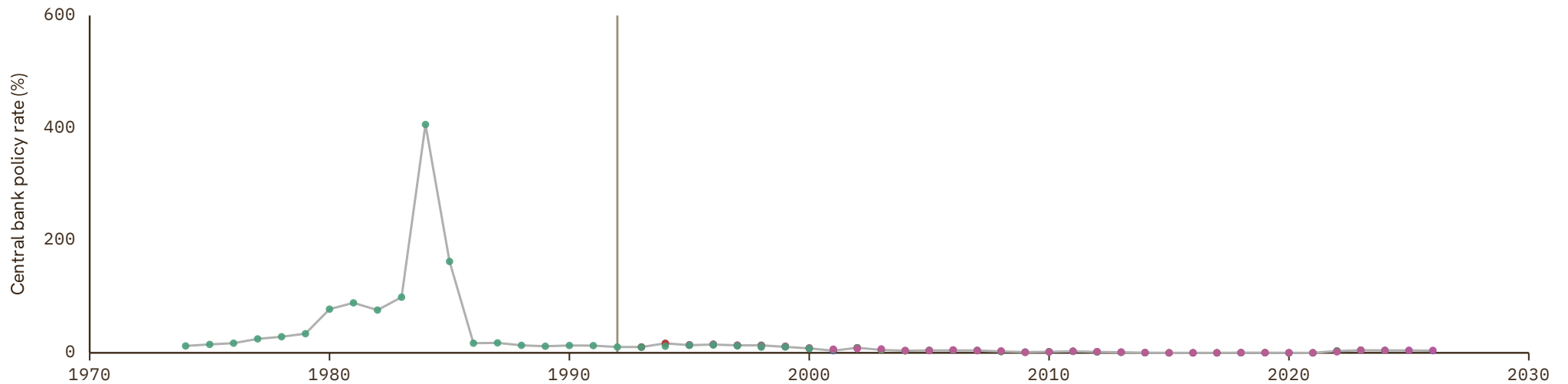
UNIT
in %

1 Source composition

SOURCE	CODE	TIME SPAN	NOTES
Bank of Israel (2001)	CS1 ISR	1974 - 1992	Replacing using overlapping data in 1993.
Bank for Internl Settlements (2024)	BIS	1993 - 2026	Baseline source, overlaps with anchor year 2018.

2 Harmonised series

— GMD estimate | Source change ● BIS ● Grimm ● IMF IFS ● OECD EO ● CS1



Italy

COVERAGE
1863–2026

UNIT
in %

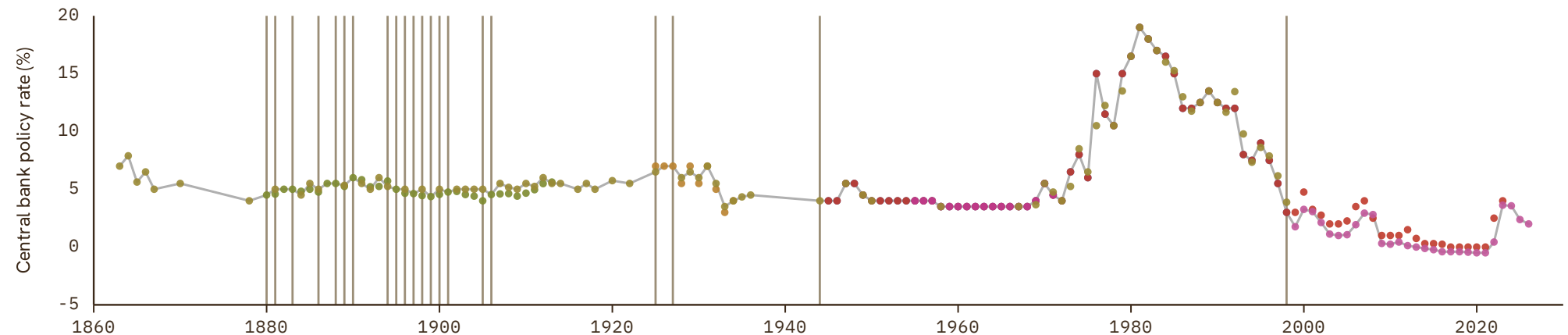
1 Source composition

SOURCE	CODE	TIME SPAN	NOTES
Piselli et al. (2023)	CS2 ITA	1863 – 1879	Replacing using overlapping data in 1880.
Marc Flandreau et al. (2004)	FZ	1880 – 1880	Replacing using overlapping data in 1881.
Piselli et al. (2023)	CS2 ITA	1881 – 1881	Replacing using overlapping data in 1882.
Marc Flandreau et al. (2004)	FZ	1882 – 1883	Replacing using overlapping data in 1884.
Piselli et al. (2023)	CS2 ITA	1884 – 1886	Replacing using overlapping data in 1887.
Marc Flandreau et al. (2004)	FZ	1887 – 1888	Replacing using overlapping data in 1889.
Piselli et al. (2023)	CS2 ITA	1889 – 1889	Replacing using overlapping data in 1890.
Marc Flandreau et al. (2004)	FZ	1890 – 1890	Replacing using overlapping data in 1891.
Piselli et al. (2023)	CS2 ITA	1891 – 1894	Replacing using overlapping data in 1895.
Marc Flandreau et al. (2004)	FZ	1895 – 1895	Replacing using overlapping data in 1896.
Piselli et al. (2023)	CS2 ITA	1896 – 1896	Replacing using overlapping data in 1897.
Marc Flandreau et al. (2004)	FZ	1897 – 1897	Replacing using overlapping data in 1898.

SOURCE	CODE	TIME SPAN	NOTES
Piselli et al. (2023)	CS2 ITA	1898 – 1898	Replacing using overlapping data in 1899.
Marc Flandreau et al. (2004)	FZ	1899 – 1899	Replacing using overlapping data in 1900.
Piselli et al. (2023)	CS2 ITA	1900 – 1900	Replacing using overlapping data in 1901.
Marc Flandreau et al. (2004)	FZ	1901 – 1901	Replacing using overlapping data in 1902.
Piselli et al. (2023)	CS2 ITA	1902 – 1905	Replacing using overlapping data in 1906.
Marc Flandreau et al. (2004)	FZ	1906 – 1906	Replacing using overlapping data in 1907.
Piselli et al. (2023)	CS2 ITA	1907 – 1925	Replacing using overlapping data in 1926.
Ellison et al. (2024)	IHD	1926 – 1927	Replacing using overlapping data in 1928.
Piselli et al. (2023)	CS2 ITA	1928 – 1944	Replacing using overlapping data in 1945.
Bank for Internl Settlements (2024)	BIS	1945 – 1998	Replacing using overlapping data in 1999.
OECD (2024)	OECD EO	1999 – 2026	Baseline source, overlaps with anchor year 2018.

2 Harmonised series

— GMD estimate | Source change ● BIS ● FZ ● Grimm ● IHD ● OECD EO ● OECD MEI ARC ● CS2



Ivory Coast

COVERAGE
1993–2016

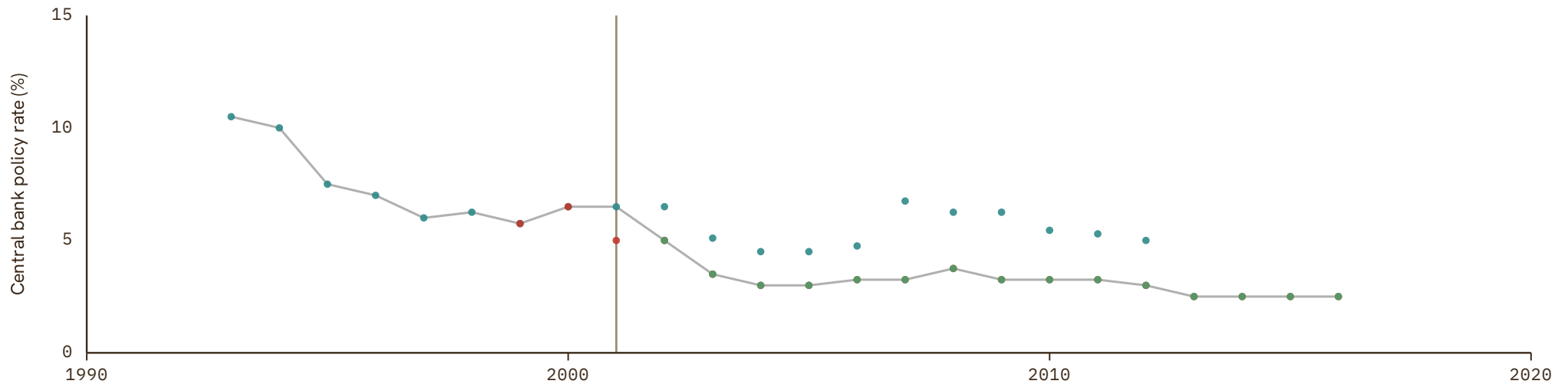
UNIT
in %

1 Source composition

SOURCE	CODE	TIME SPAN	NOTES
BCEAO (2024)	BCEAO	1993 - 2001	Replacing using overlapping data in 2002.
International Monetary Fund (2025)	IMF IFS	2002 - 2016	Replacing using overlapping data in 2017.

2 Harmonised series

— GMD estimate | | Source change ● BCEAO ● Grimm ● IMF IFS



Jamaica

COVERAGE
1998-2022

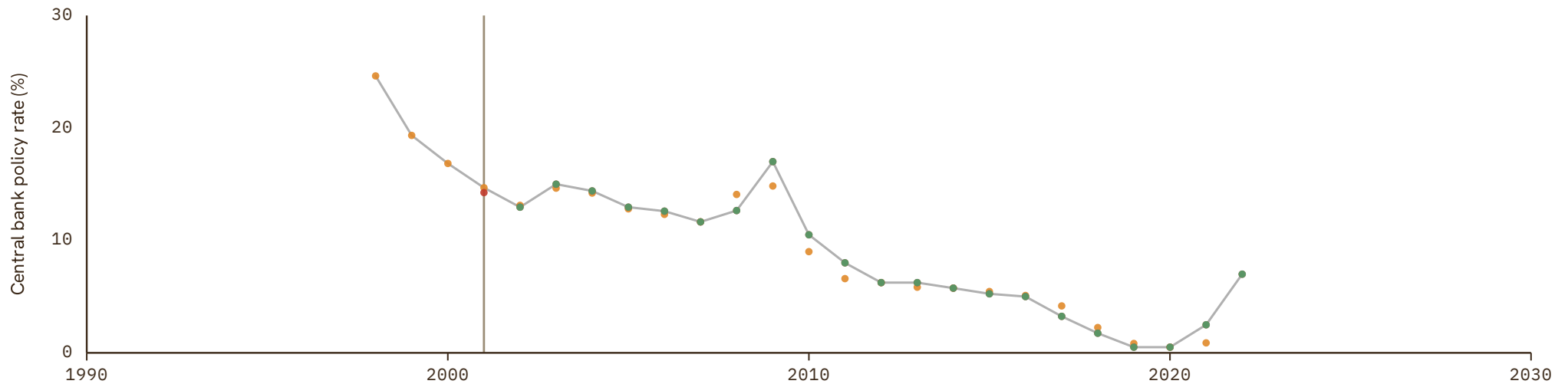
UNIT
in %

1 Source composition

SOURCE	CODE	TIME SPAN	NOTES
United Nations (2024)	ECLAC	1998 - 2001	Replacing using overlapping data in 2002.
International Monetary Fund (2025)	IMF IFS	2002 - 2022	Baseline source, overlaps with anchor year 2018.

2 Harmonised series

— GMD estimate | Source change ● ECLAC ● Grimm ● IMF IFS



Japan

COVERAGE
1882-2026

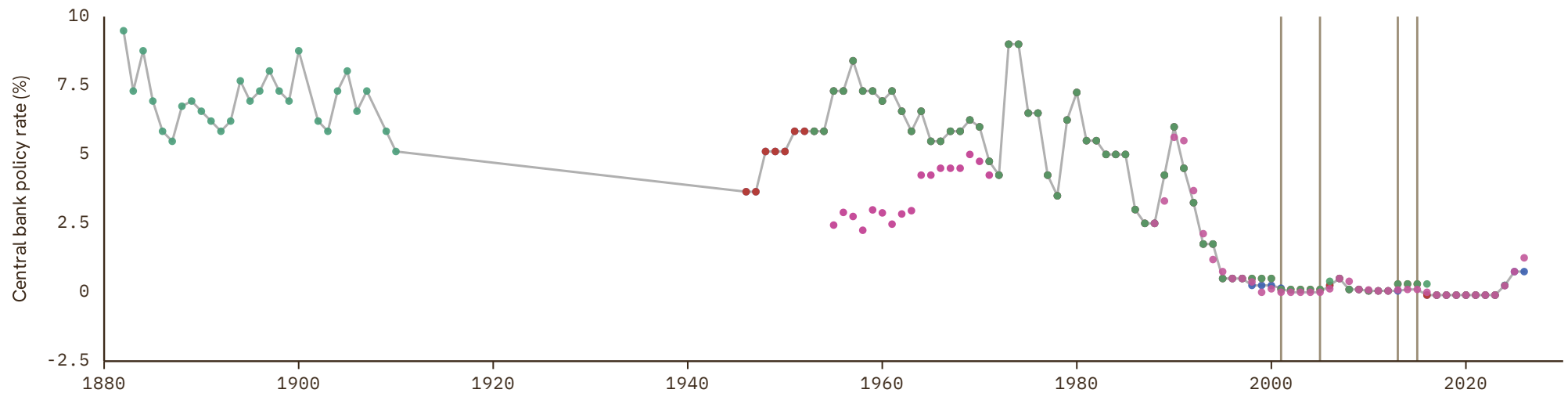
UNIT
in %

1 Source composition

SOURCE	CODE	TIME SPAN	NOTES
Bank of Japan (2024)	CS1 JPN	1882 - 1945	Replacing using overlapping data in 1946.
Bank for Internl Settlements (2024)	BIS	1946 - 2001	Replacing using overlapping data in 2002.
OECD (2024)	OECD EO	2002 - 2005	Replacing using overlapping data in 2006.
Bank for Internl Settlements (2024)	BIS	2006 - 2013	Replacing using overlapping data in 2014.
OECD (2024)	OECD EO	2014 - 2015	Replacing using overlapping data in 2016.
Bank for Internl Settlements (2024)	BIS	2016 - 2026	Baseline source, overlaps with anchor year 2018.

2 Harmonised series

— GMD estimate | Source change ● BIS ● Grimm ● IMF IFS ● OECD EO ● OECD MEI ARC ● CS1



Jordan

COVERAGE
1966-2025

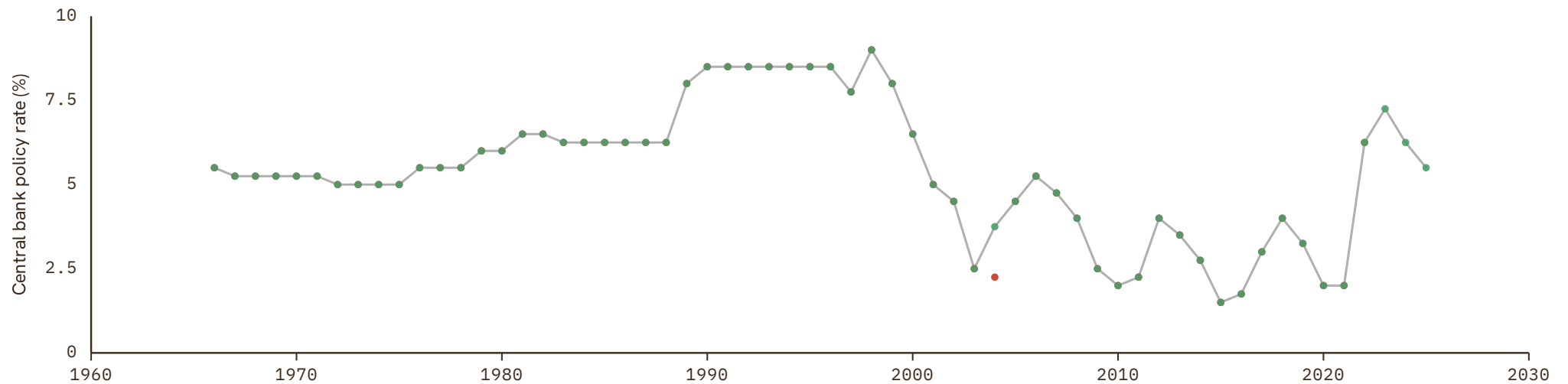
UNIT
in %

1 Source composition

SOURCE	CODE	TIME SPAN	NOTES
International Monetary Fund (2025)	IMF IFS	1966 - 2025	Baseline source, overlaps with anchor year 2018.

2 Harmonised series

— GMD estimate ● Grimm ● IMF IFS



Kazakhstan

COVERAGE
1993–2020

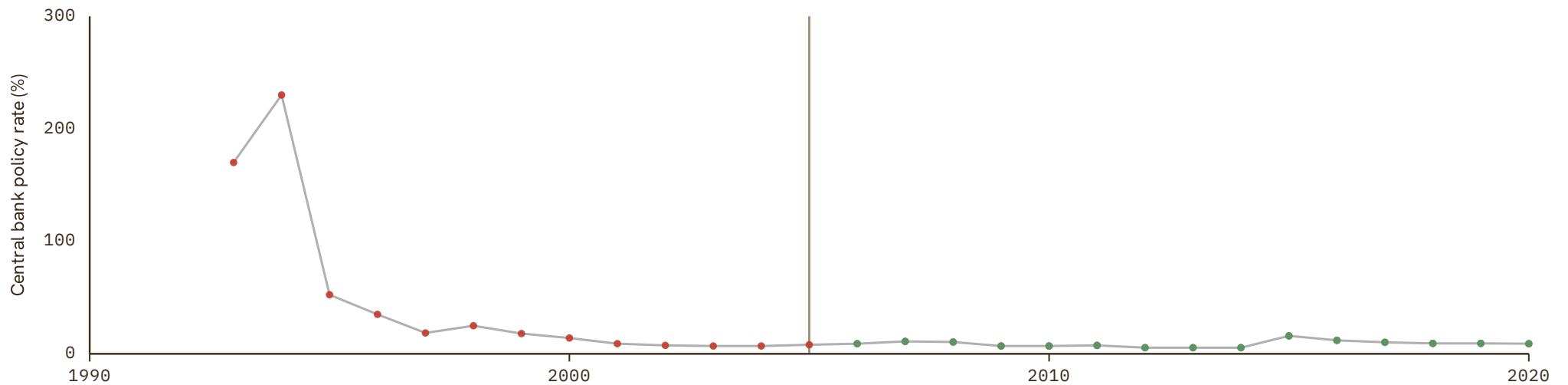
UNIT
in %

1 Source composition

SOURCE	CODE	TIME SPAN	NOTES
Grimm (2024)	Grimm	1993 - 2005	Replacing using overlapping data in 2006.
International Monetary Fund (2025)	IMF IFS	2006 - 2020	Baseline source, overlaps with anchor year 2018.

2 Harmonised series

— GMD estimate | | Source change ● Grimm ● IMF IFS



Kenya

COVERAGE
1999–2024

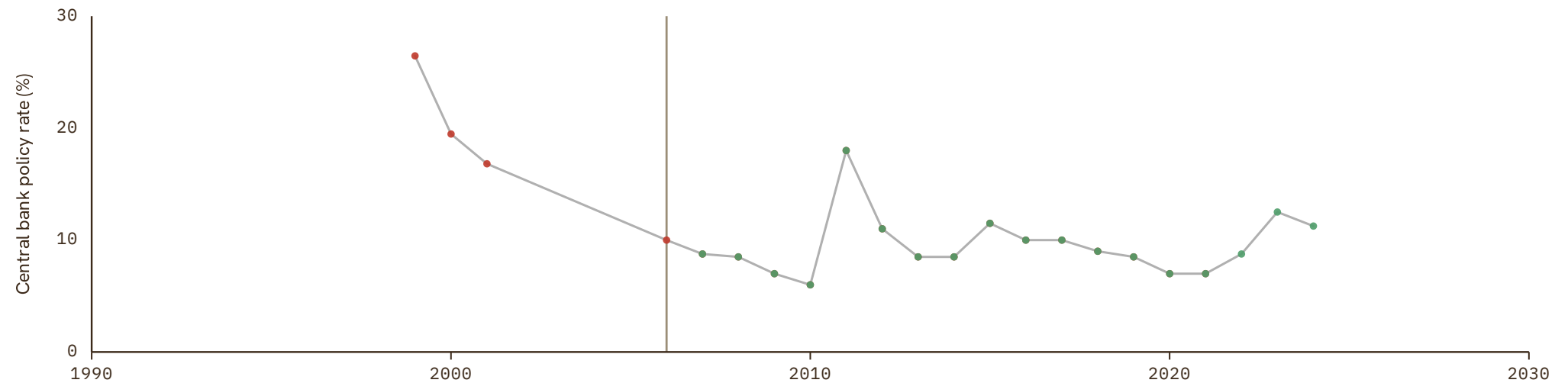
UNIT
in %

1 Source composition

SOURCE	CODE	TIME SPAN	NOTES
Grimm (2024)	Grimm	1999 - 2006	Replacing using overlapping data in 2007.
International Monetary Fund (2025)	IMF IFS	2007 - 2024	Baseline source, overlaps with anchor year 2018.

2 Harmonised series

— GMD estimate | Source change ● Grimm ● IMF IFS



Kuwait

COVERAGE
1975–2026

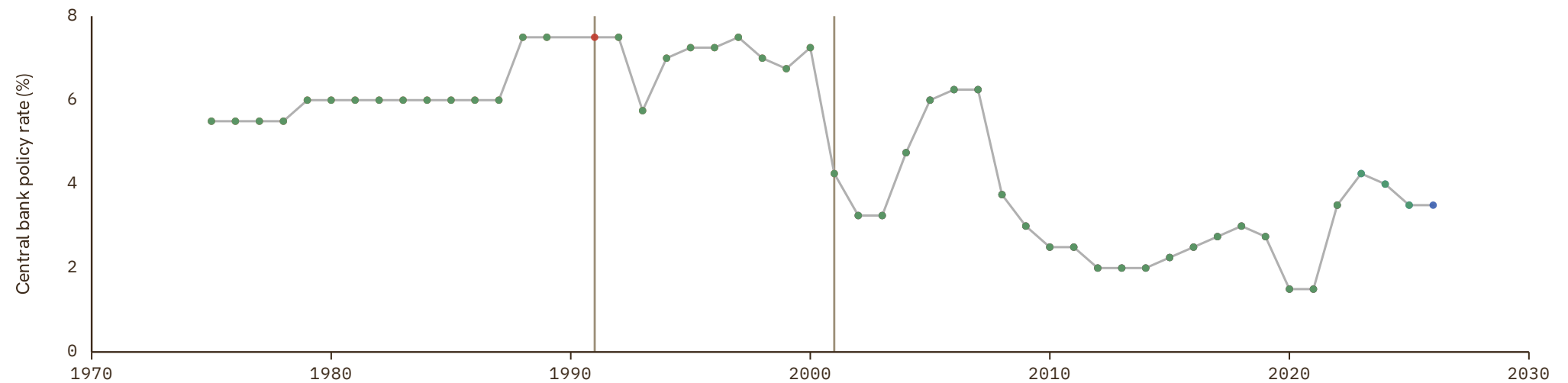
UNIT
in %

1 Source composition

SOURCE	CODE	TIME SPAN	NOTES
International Monetary Fund (2025)	IMF IFS	1975 - 1990	Replacing using overlapping data in 1991.
Grimm (2024)	Grimm	1991 - 1991	Replacing using overlapping data in 1992.
International Monetary Fund (2025)	IMF IFS	1992 - 2001	Replacing using overlapping data in 2002.
Bank for Internl Settlements (2024)	BIS	2002 - 2026	Baseline source, overlaps with anchor year 2018.

2 Harmonised series

— GMD estimate | Source change ● BIS ● Grimm ● IMF IFS



Kyrgyzstan

COVERAGE
1993–2023

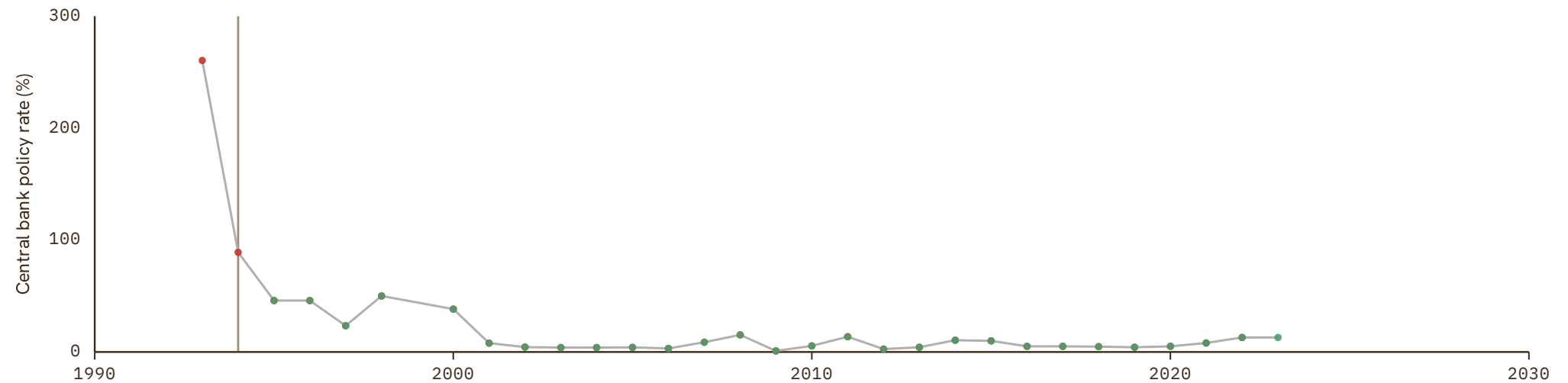
UNIT
in %

1 Source composition

SOURCE	CODE	TIME SPAN	NOTES
Grimm (2024)	Grimm	1993 - 1994	Replacing using overlapping data in 1995.
International Monetary Fund (2025)	IMF IFS	1995 - 2023	Baseline source, overlaps with anchor year 2018.

2 Harmonised series

— GMD estimate | Source change ● Grimm ● IMF IFS



Laos

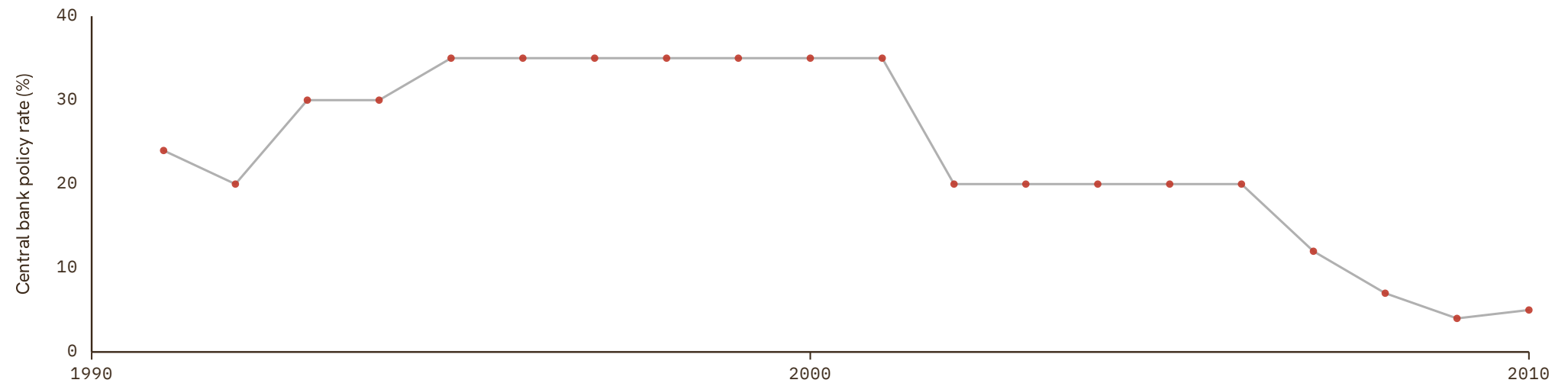
COVERAGE
1991–2010UNIT
in %

1 Source composition

SOURCE	CODE	TIME SPAN	NOTES
Grimm (2024)	Grimm	1991 - 2010	Replacing using overlapping data in 2011.

2 Harmonised series

— GMD estimate ● Grimm



Latvia

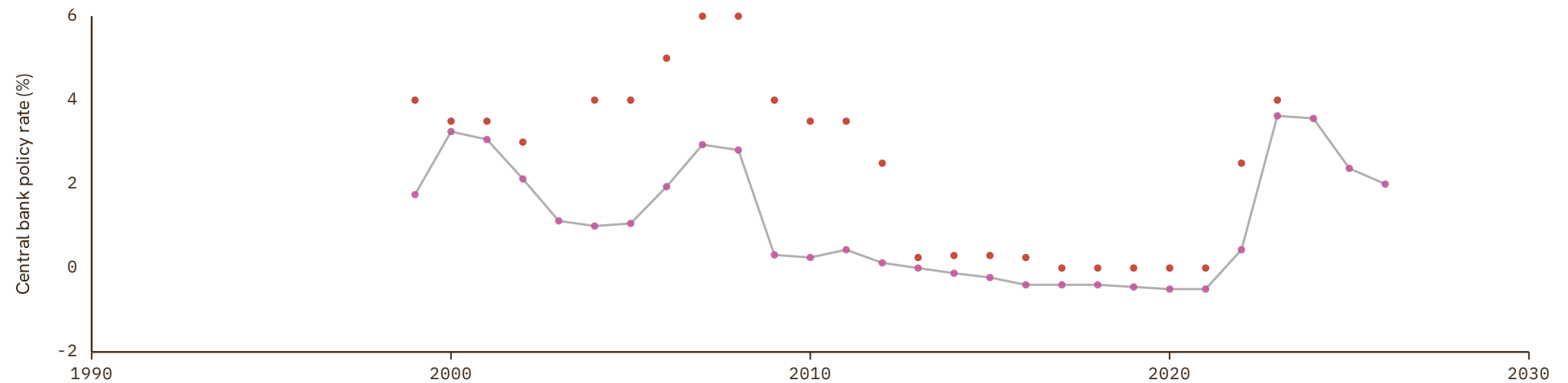
COVERAGE | UNIT
1999-2026 | in %

1 Source composition

SOURCE	CODE	TIME SPAN	NOTES
OECD (2024)	OECD EO	1999 - 2026	Baseline source, overlaps with anchor year 2018.

2 Harmonised series

— GMD estimate ● Grimm ● OECD EO



Lebanon

COVERAGE
1964–2018

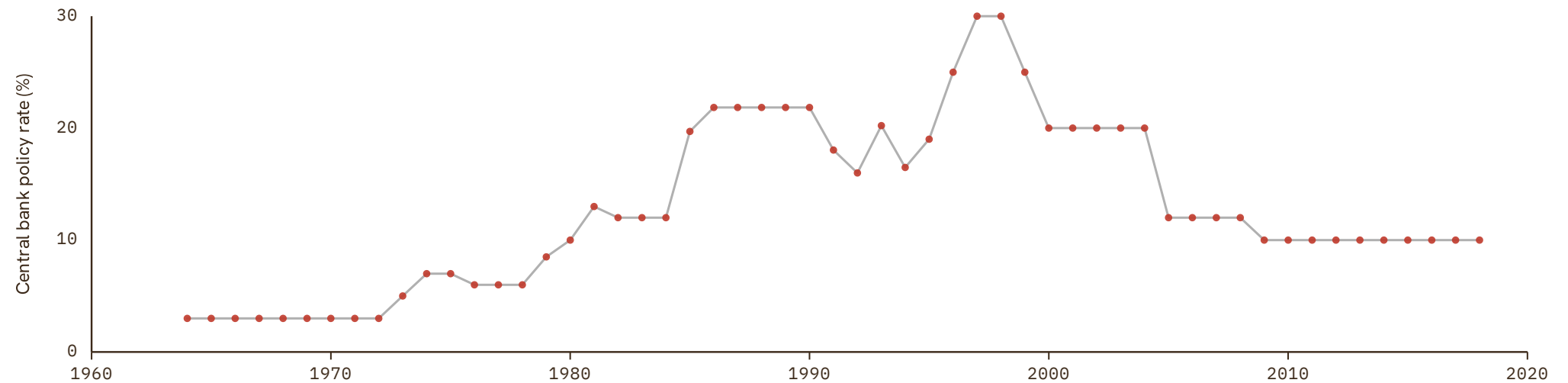
UNIT
in %

1 Source composition

SOURCE	CODE	TIME SPAN	NOTES
Grimm (2024)	Grimm	1964 - 2018	Replacing using overlapping data in 2019.

2 Harmonised series

— GMD estimate ● Grimm



Lesotho

COVERAGE

1980–2024

UNIT

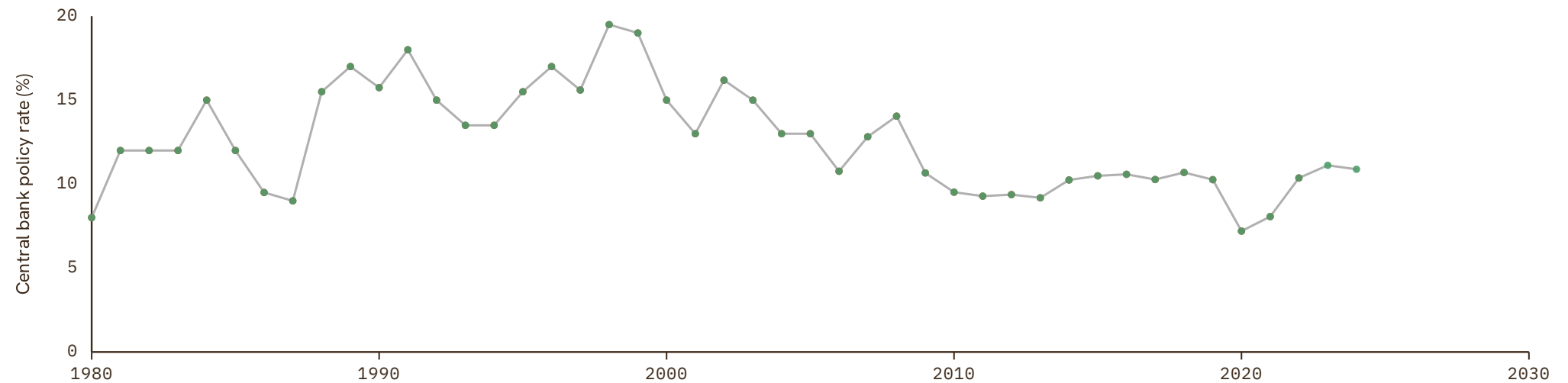
in %

1 Source composition

SOURCE	CODE	TIME SPAN	NOTES
International Monetary Fund (2025)	IMF IFS	1980 - 2024	Baseline source, overlaps with anchor year 2018.

2 Harmonised series

— GMD estimate ● Grimm ● IMF IFS



Libya

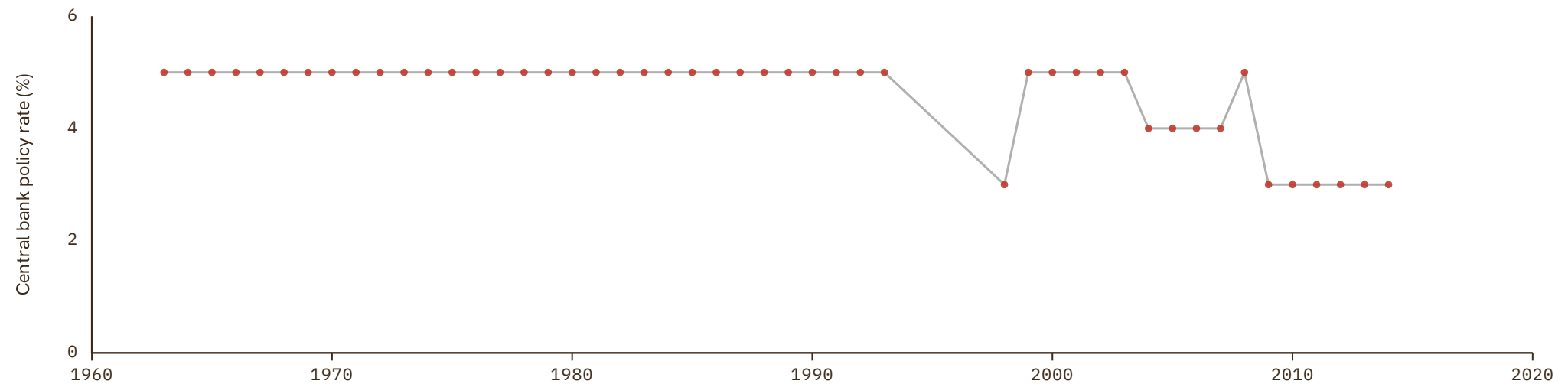
COVERAGE
1963–2014UNIT
in %

1 Source composition

SOURCE	CODE	TIME SPAN	NOTES
Grimm (2024)	Grimm	1963 - 2014	Replacing using overlapping data in 2015.

2 Harmonised series

— GMD estimate ● Grimm



Lithuania

COVERAGE
1999-2026

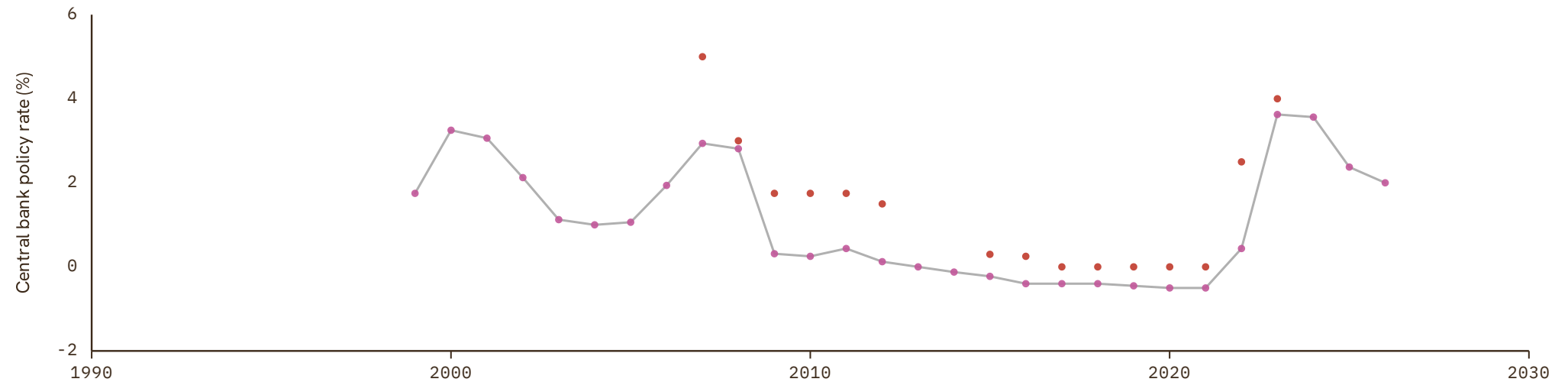
UNIT
in %

1 Source composition

SOURCE	CODE	TIME SPAN	NOTES
OECD (2024)	OECD EO	1999 - 2026	Baseline source, overlaps with anchor year 2018.

2 Harmonised series

— GMD estimate ● Grimm ● OECD EO



Luxembourg

COVERAGE
1953–2026

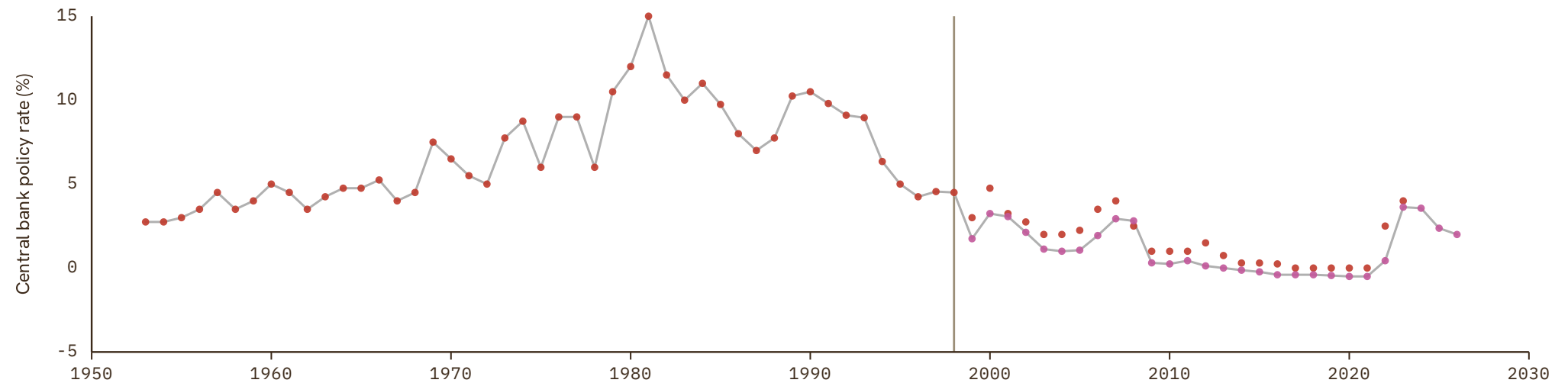
UNIT
in %

1 Source composition

SOURCE	CODE	TIME SPAN	NOTES
Grimm (2024)	Grimm	1953 - 1998	Replacing using overlapping data in 1999.
OECD (2024)	OECD EO	1999 - 2026	Baseline source, overlaps with anchor year 2018.

2 Harmonised series

— GMD estimate | Source change ● Grimm ● OECD EO



Macedonia

COVERAGE
1993–2026

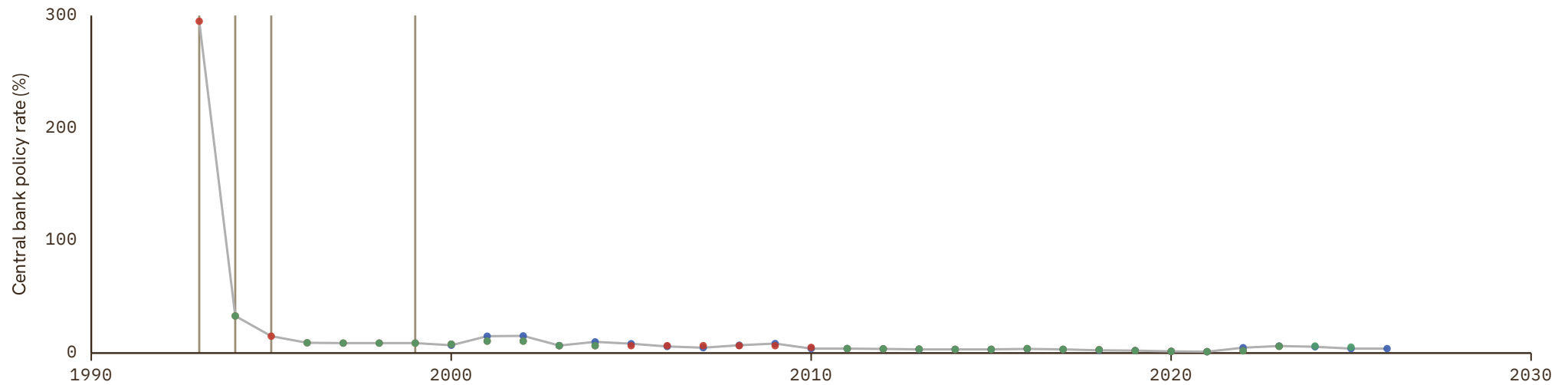
UNIT
in %

1 Source composition

SOURCE	CODE	TIME SPAN	NOTES
Grimm (2024)	Grimm	1993 - 1993	Replacing using overlapping data in 1994.
International Monetary Fund (2025)	IMF IFS	1994 - 1994	Replacing using overlapping data in 1995.
Grimm (2024)	Grimm	1995 - 1995	Replacing using overlapping data in 1996.
International Monetary Fund (2025)	IMF IFS	1996 - 1999	Replacing using overlapping data in 2000.
Bank for Internl Settlements (2024)	BIS	2000 - 2026	Baseline source, overlaps with anchor year 2018.

2 Harmonised series

— GMD estimate | Source change ● BIS ● Grimm ● IMF IFS



Malawi

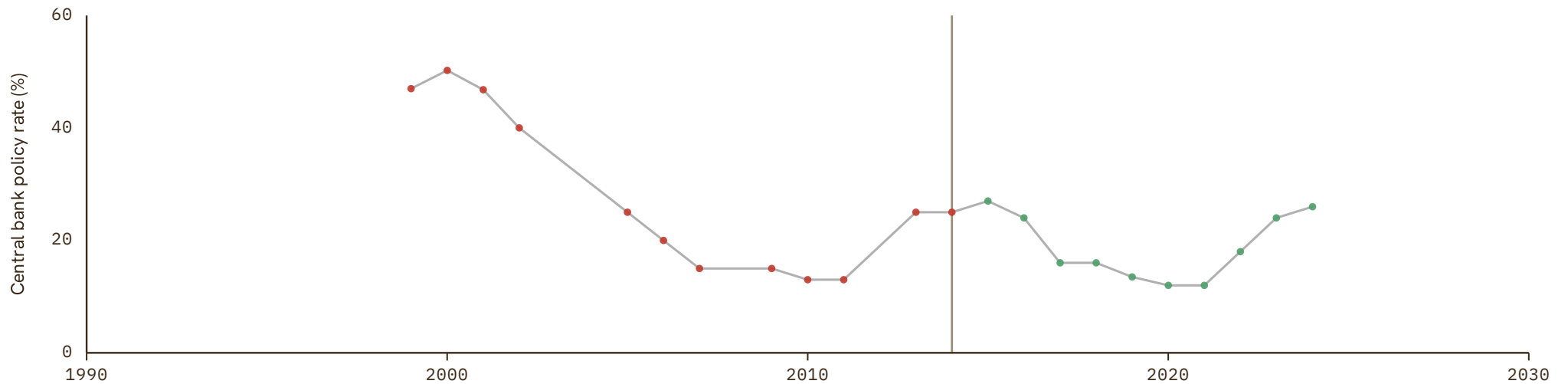
COVERAGE | UNIT
1999-2024 | in %

1 Source composition

SOURCE	CODE	TIME SPAN	NOTES
Grimm (2024)	Grimm	1999 - 2014	Replacing using overlapping data in 2015.
International Monetary Fund (2025)	IMF IFS	2015 - 2024	Baseline source, overlaps with anchor year 2018.

2 Harmonised series

— GMD estimate | | Source change ● Grimm ● IMF IFS



Malaysia

COVERAGE
1995–2026

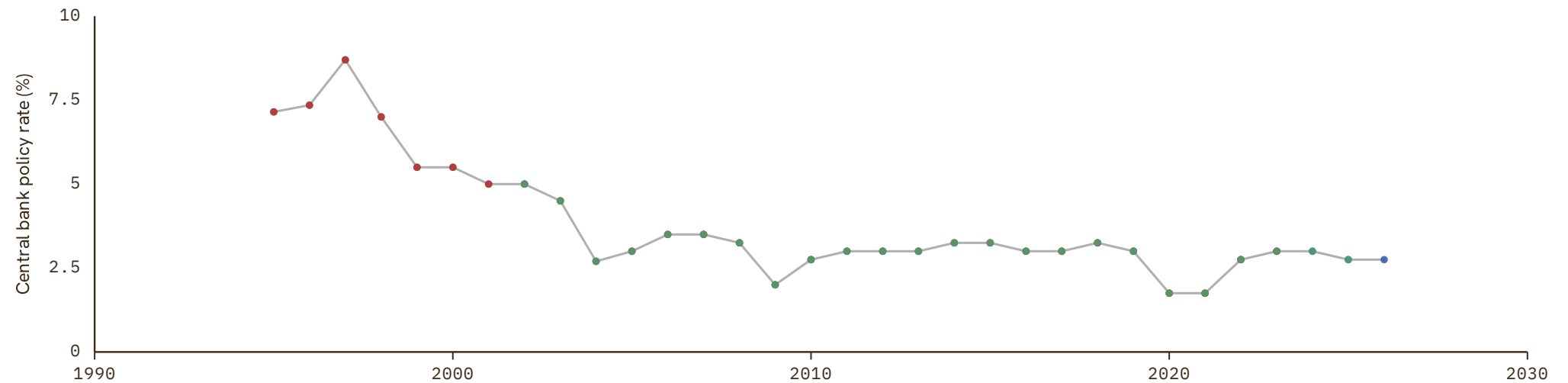
UNIT
in %

1 Source composition

SOURCE	CODE	TIME SPAN	NOTES
Bank for Internl Settlements (2024)	BIS	1995 - 2026	Baseline source, overlaps with anchor year 2018.

2 Harmonised series

— GMD estimate ● BIS ● Grimm ● IMF IFS



Maldives

COVERAGE
2001-2025

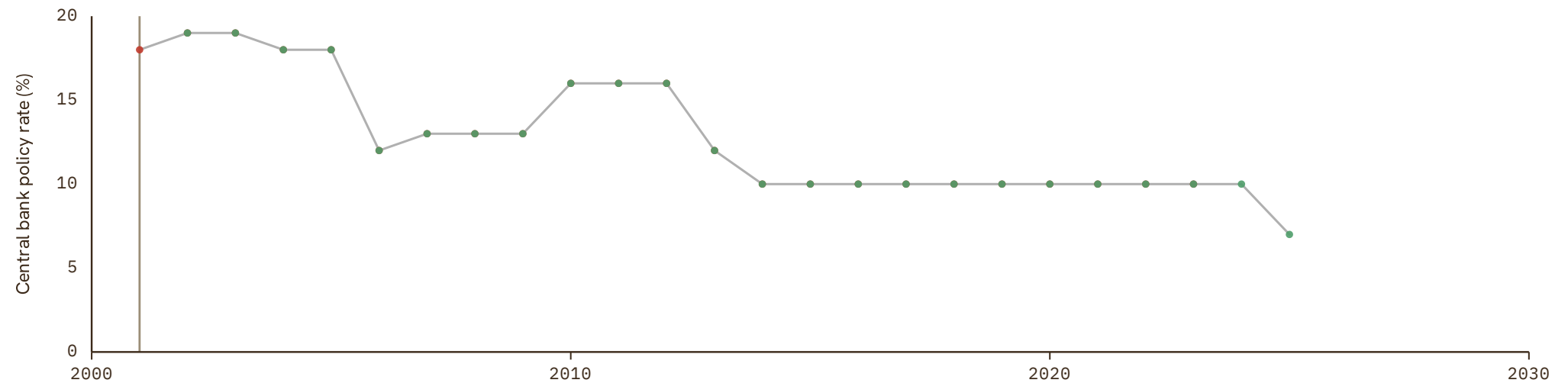
UNIT
in %

1 Source composition

SOURCE	CODE	TIME SPAN	NOTES
Grimm (2024)	Grimm	2001 - 2001	Replacing using overlapping data in 2002.
International Monetary Fund (2025)	IMF IFS	2002 - 2025	Baseline source, overlaps with anchor year 2018.

2 Harmonised series

— GMD estimate | Source change ● Grimm ● IMF IFS



Mali

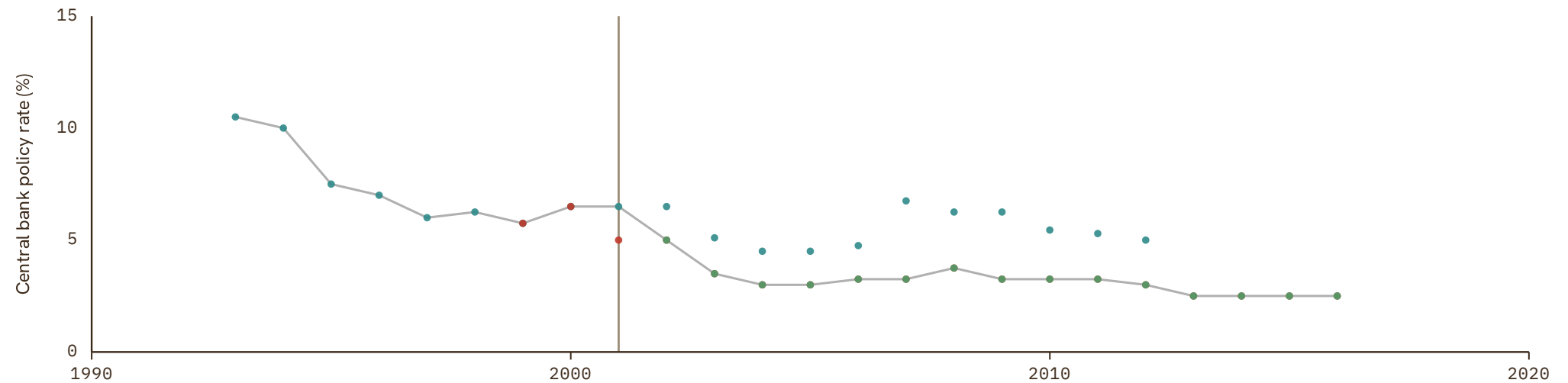
COVERAGE
1993–2016UNIT
in %

1 Source composition

SOURCE	CODE	TIME SPAN	NOTES
BCEAO (2024)	BCEAO	1993 - 2001	Replacing using overlapping data in 2002.
International Monetary Fund (2025)	IMF IFS	2002 - 2016	Replacing using overlapping data in 2017.

2 Harmonised series

— GMD estimate | Source change ● BCEAO ● Grimm ● IMF IFS



Malta

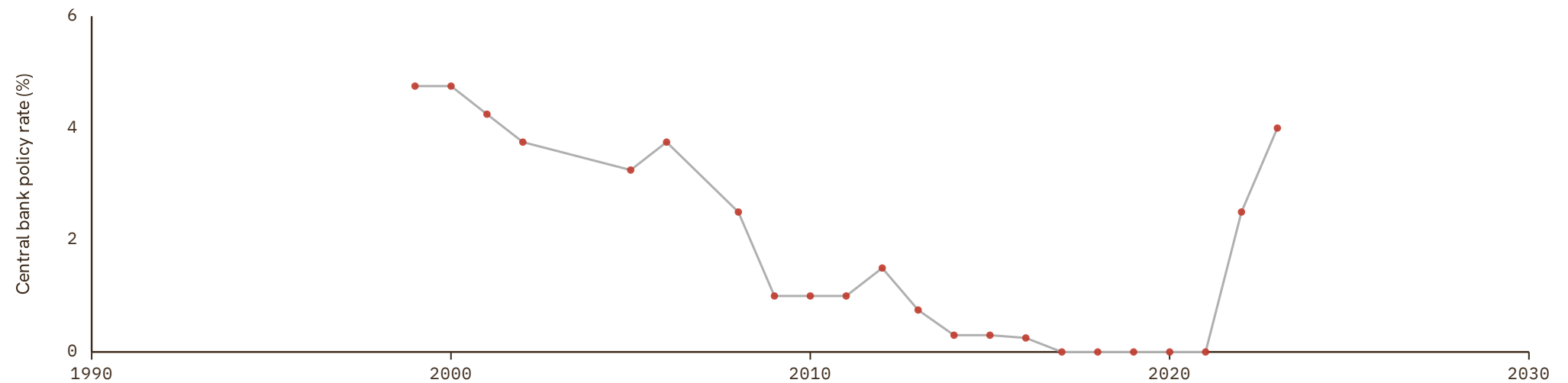
COVERAGE
1999–2023UNIT
in %

1 Source composition

SOURCE	CODE	TIME SPAN	NOTES
Grimm (2024)	Grimm	1999 - 2023	Baseline source, overlaps with anchor year 2018.

2 Harmonised series

— GMD estimate ● Grimm



Mauritania

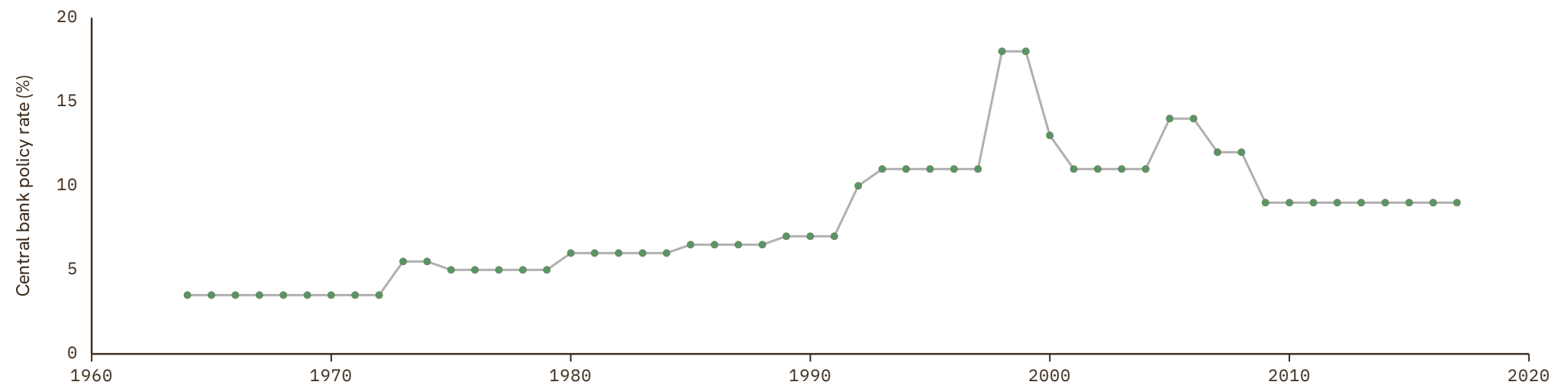
COVERAGE
1964–2017UNIT
in %

1 Source composition

SOURCE	CODE	TIME SPAN	NOTES
International Monetary Fund (2025)	IMF IFS	1964 - 2017	Replacing using overlapping data in 2018.

2 Harmonised series

— GMD estimate ● Grimm ● IMF IFS



Mauritius

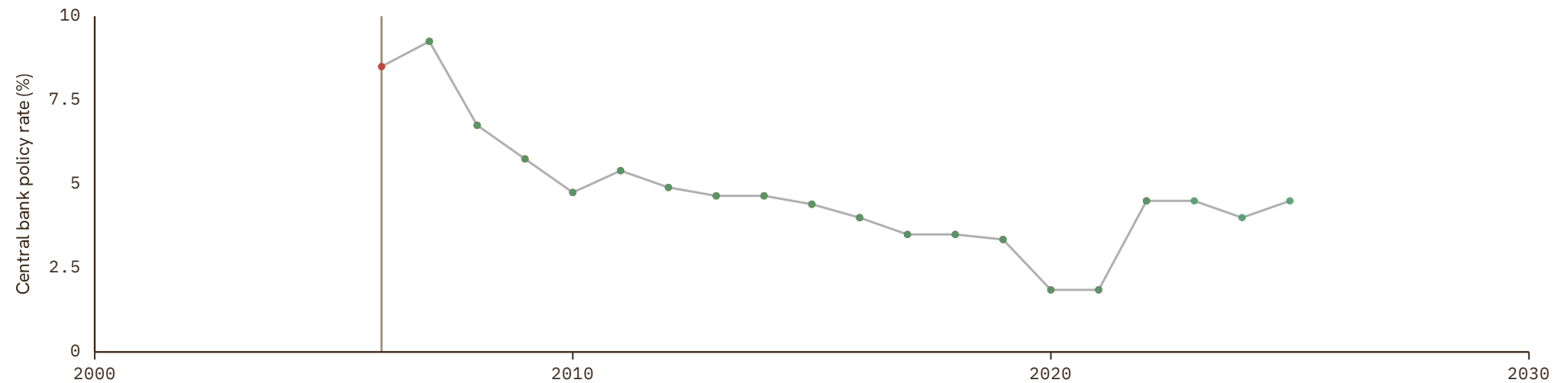
COVERAGE
2006–2025UNIT
in %

1 Source composition

SOURCE	CODE	TIME SPAN	NOTES
Grimm (2024)	Grimm	2006 - 2006	Replacing using overlapping data in 2007.
International Monetary Fund (2025)	IMF IFS	2007 - 2025	Baseline source, overlaps with anchor year 2018.

2 Harmonised series

— GMD estimate | Source change ● Grimm ● IMF IFS



Mexico

COVERAGE
1990–2026

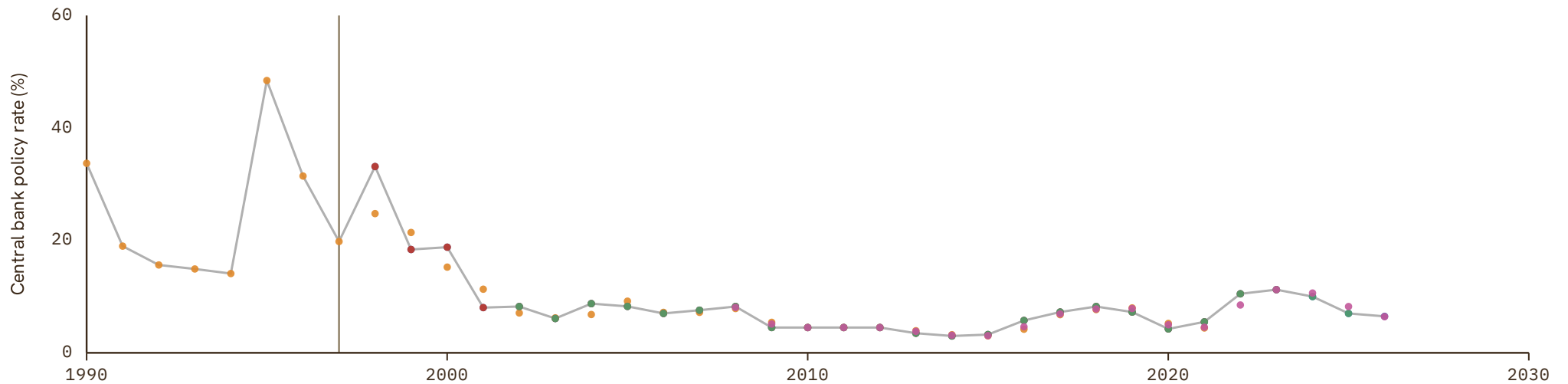
UNIT
in %

1 Source composition

SOURCE	CODE	TIME SPAN	NOTES
United Nations (2024)	ECLAC	1990 - 1997	Replacing using overlapping data in 1998.
Bank for Internl Settlements (2024)	BIS	1998 - 2026	Baseline source, overlaps with anchor year 2018.

2 Harmonised series

— GMD estimate | Source change ● BIS ● ECLAC ● Grimm ● IMF IFS ● OECD EO



Moldova

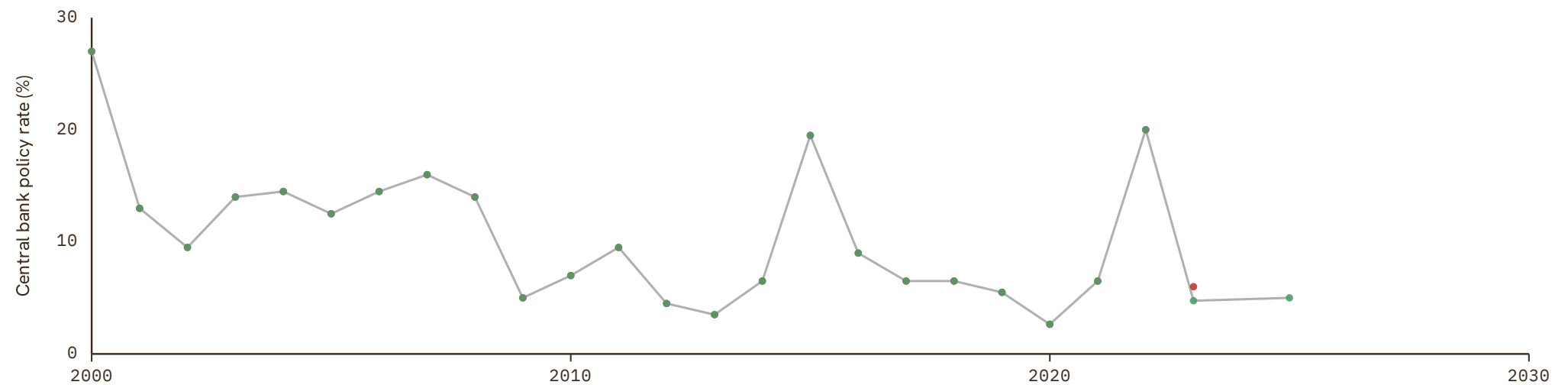
COVERAGE
2000–2025UNIT
in %

1 Source composition

SOURCE	CODE	TIME SPAN	NOTES
International Monetary Fund (2025)	IMF IFS	2000 - 2025	Baseline source, overlaps with anchor year 2018.

2 Harmonised series

— GMD estimate ● Grimm ● IMF IFS



Mongolia

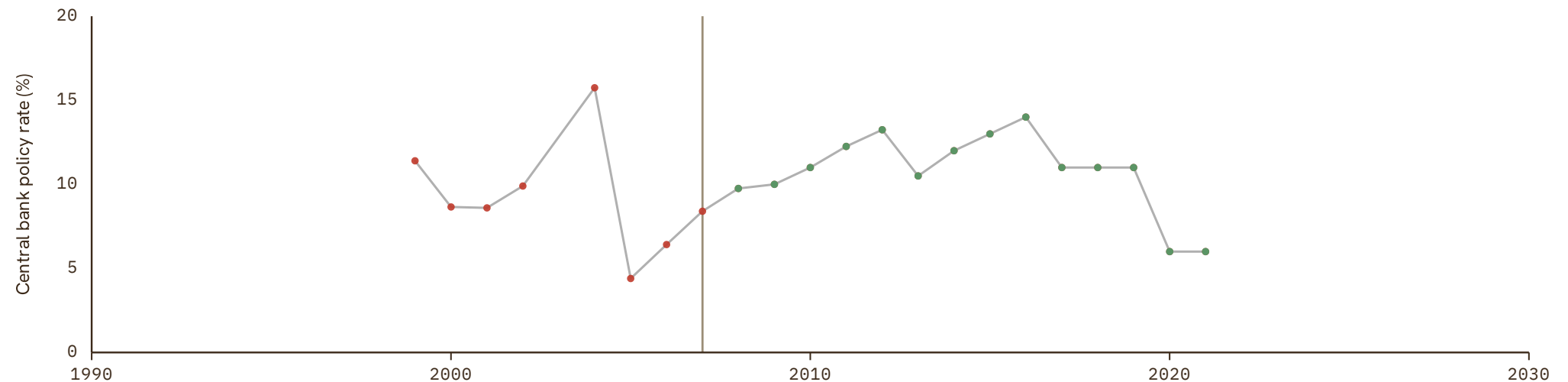
COVERAGE
1999–2021UNIT
in %

1 Source composition

SOURCE	CODE	TIME SPAN	NOTES
Grimm (2024)	Grimm	1999 - 2007	Replacing using overlapping data in 2008.
International Monetary Fund (2025)	IMF IFS	2008 - 2021	Baseline source, overlaps with anchor year 2018.

2 Harmonised series

— GMD estimate | Source change ● Grimm ● IMF IFS



Morocco

COVERAGE
1969-2026

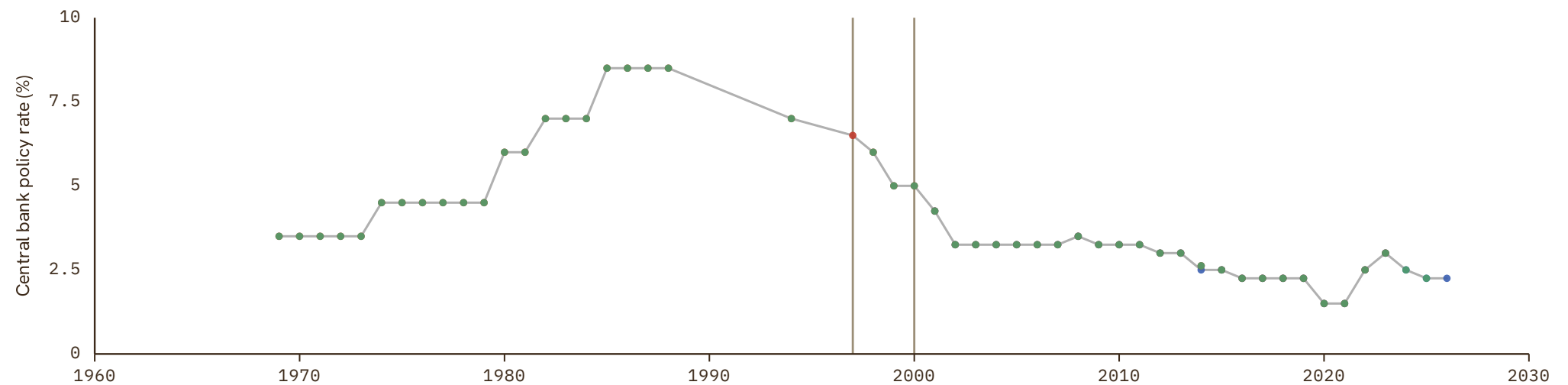
UNIT
in %

1 Source composition

SOURCE	CODE	TIME SPAN	NOTES
International Monetary Fund (2025)	IMF IFS	1969 - 1996	Replacing using overlapping data in 1997.
Grimm (2024)	Grimm	1997 - 1997	Replacing using overlapping data in 1998.
International Monetary Fund (2025)	IMF IFS	1998 - 2000	Replacing using overlapping data in 2001.
Bank for Internl Settlements (2024)	BIS	2001 - 2026	Baseline source, overlaps with anchor year 2018.

2 Harmonised series

— GMD estimate | Source change ● BIS ● Grimm ● IMF IFS



Mozambique

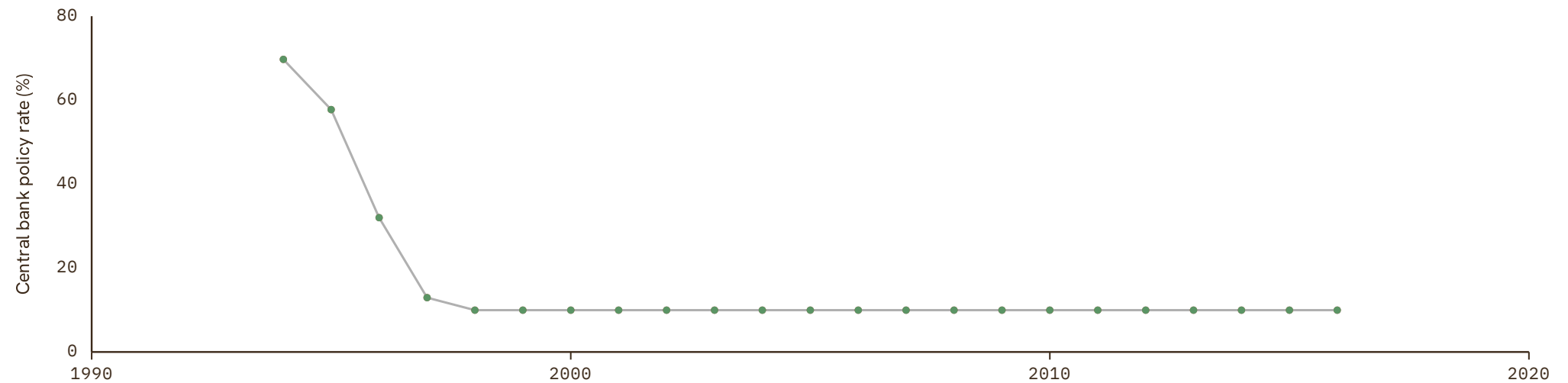
COVERAGE
1994–2016UNIT
in %

1 Source composition

SOURCE	CODE	TIME SPAN	NOTES
International Monetary Fund (2025)	IMF IFS	1994 - 2016	Replacing using overlapping data in 2017.

2 Harmonised series

— GMD estimate ● Grimm ● IMF IFS



Myanmar

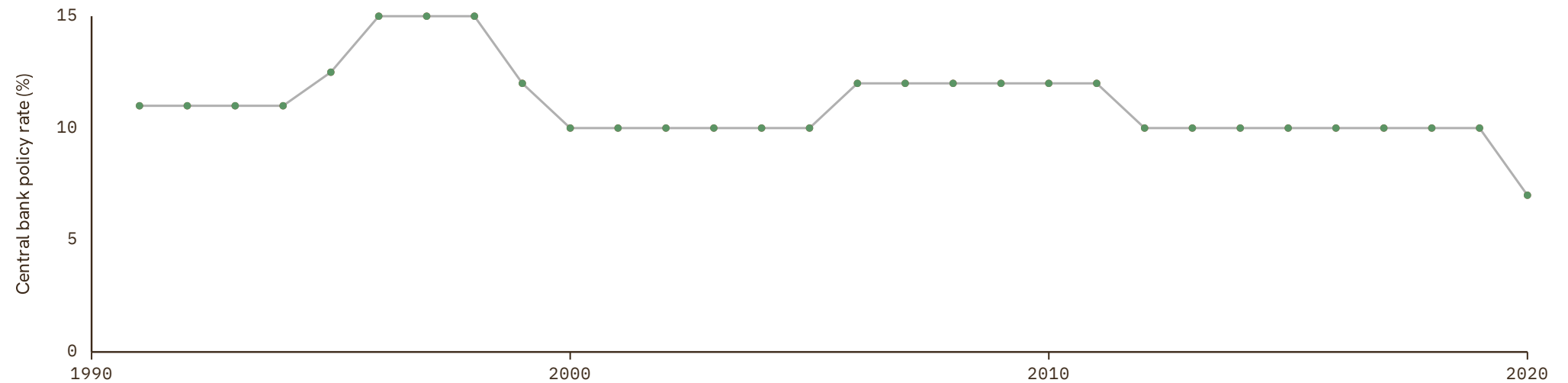
COVERAGE | UNIT
1991-2020 | in %

1 Source composition

SOURCE	CODE	TIME SPAN	NOTES
International Monetary Fund (2025)	IMF IFS	1991 - 2020	Baseline source, overlaps with anchor year 2018.

2 Harmonised series

— GMD estimate ● Grimm ● IMF IFS



Namibia

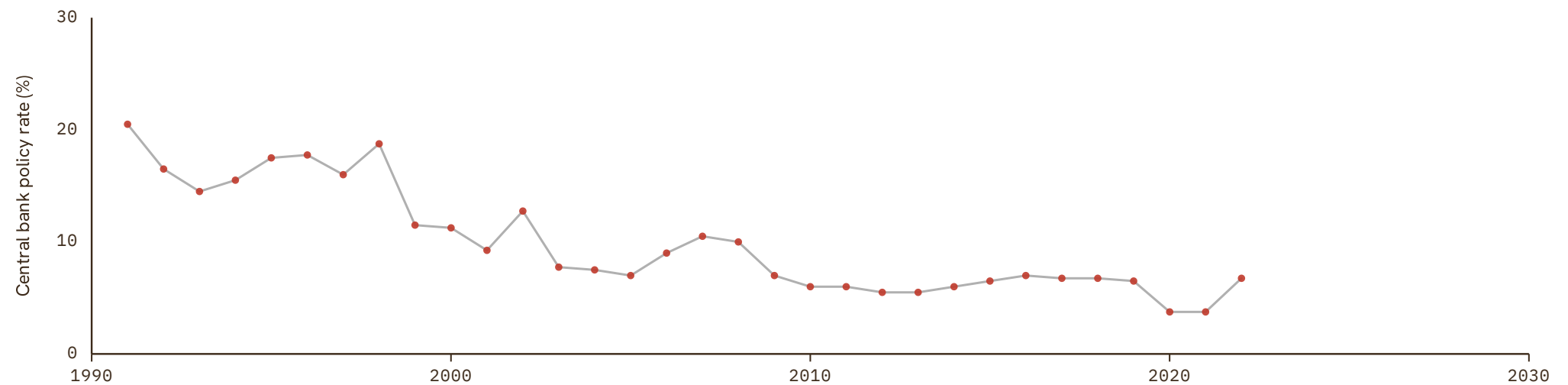
COVERAGE
1991–2022UNIT
in %

1 Source composition

SOURCE	CODE	TIME SPAN	NOTES
Grimm (2024)	Grimm	1991 - 2022	Baseline source, overlaps with anchor year 2018.

2 Harmonised series

— GMD estimate ● Grimm



Nepal

COVERAGE
1976–2025

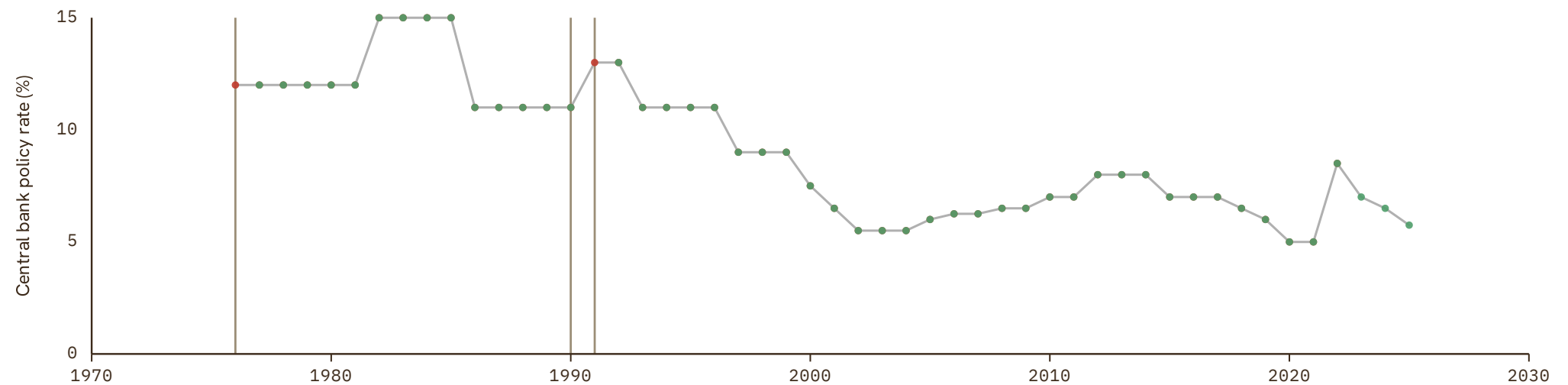
UNIT
in %

1 Source composition

SOURCE	CODE	TIME SPAN	NOTES
Grimm (2024)	Grimm	1976 - 1976	Replacing using overlapping data in 1977.
International Monetary Fund (2025)	IMF IFS	1977 - 1990	Replacing using overlapping data in 1991.
Grimm (2024)	Grimm	1991 - 1991	Replacing using overlapping data in 1992.
International Monetary Fund (2025)	IMF IFS	1992 - 2025	Baseline source, overlaps with anchor year 2018.

2 Harmonised series

— GMD estimate | Source change ● Grimm ● IMF IFS



Netherlands

COVERAGE
1814–2026

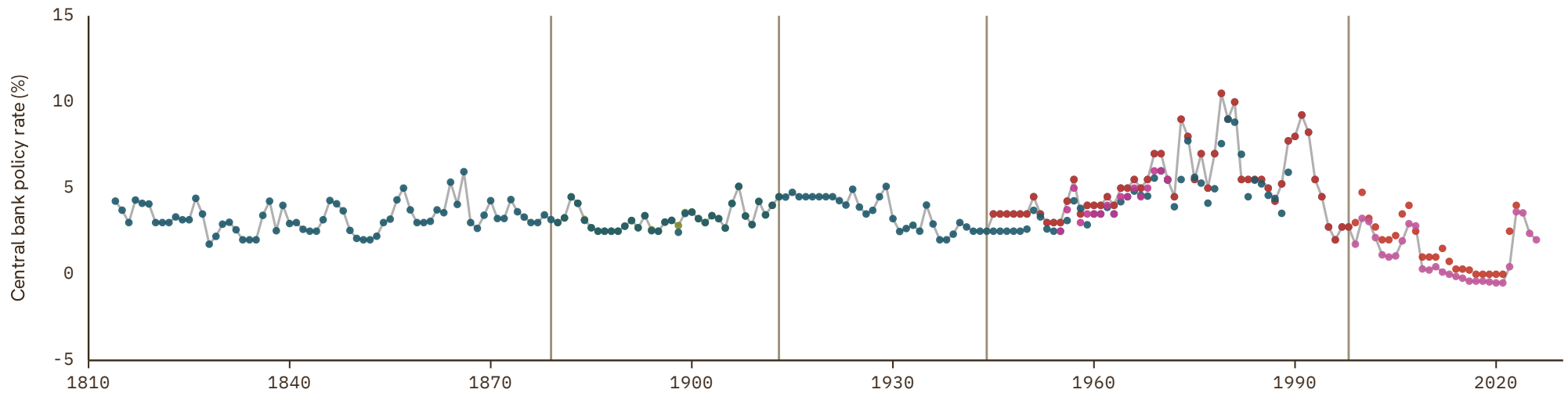
UNIT
in %

1 Source composition

SOURCE	CODE	TIME SPAN	NOTES
Homer et al. (1996)	Homer Sylla	1814 - 1879	Replacing using overlapping data in 1880.
Marc Flandreau et al. (2004)	FZ	1880 - 1913	Replacing using overlapping data in 1914.
Homer et al. (1996)	Homer Sylla	1914 - 1944	Replacing using overlapping data in 1945.
Bank for Internl Settlements (2024)	BIS	1945 - 1998	Replacing using overlapping data in 1999.
OECD (2024)	OECD EO	1999 - 2026	Baseline source, overlaps with anchor year 2018.

2 Harmonised series

— GMD estimate | Source change ● BIS ● FZ ● Grimm ● Homer Sylla ● OECD EO ● OECD MEI ARC



Netherlands Antilles

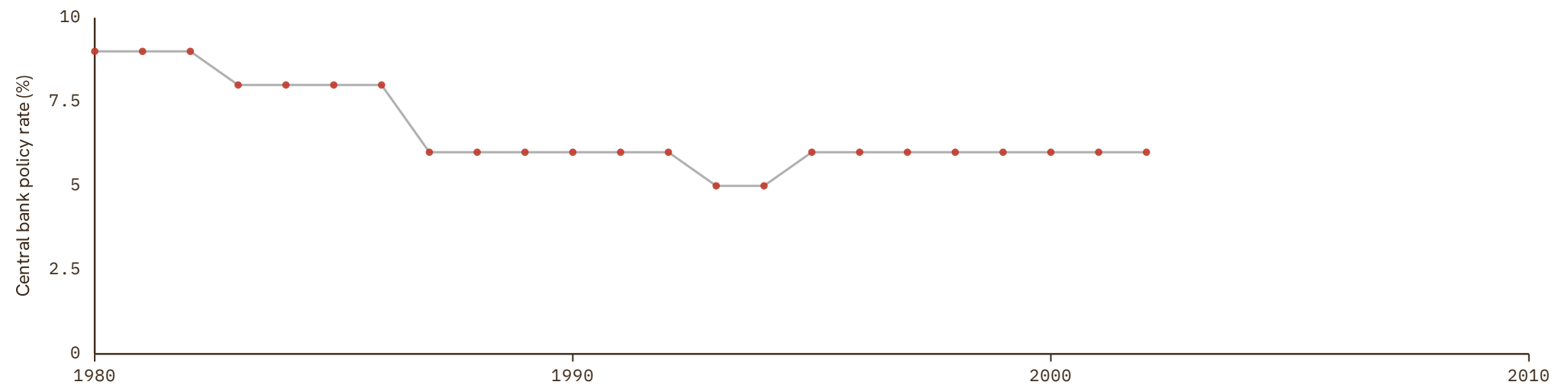
COVERAGE
1980-2002UNIT
in %

1 Source composition

SOURCE	CODE	TIME SPAN	NOTES
Grimm (2024)	Grimm	1980 - 2002	Replacing using overlapping data in 2003.

2 Harmonised series

— GMD estimate ● Grimm



New Zealand

COVERAGE
1934-2026

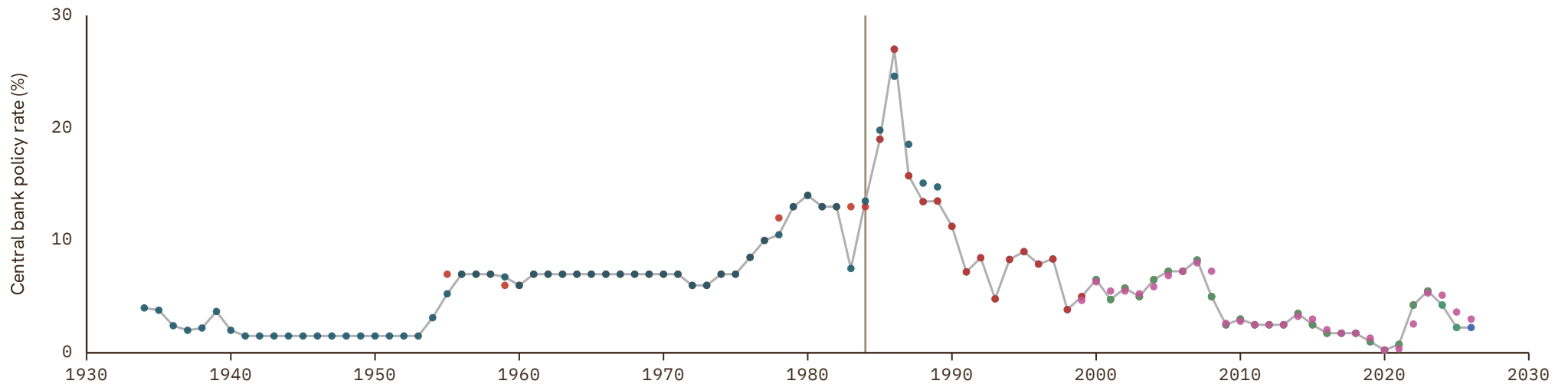
UNIT
in %

1 Source composition

SOURCE	CODE	TIME SPAN	NOTES
Homer et al. (1996)	Homer Sylla	1934 - 1984	Replacing using overlapping data in 1985.
Bank for Internl Settlements (2024)	BIS	1985 - 2026	Baseline source, overlaps with anchor year 2018.

2 Harmonised series

— GMD estimate | Source change ● BIS ● Grimm ● Homer Sylla ● IMF IFS ● OECD EO



Nicaragua

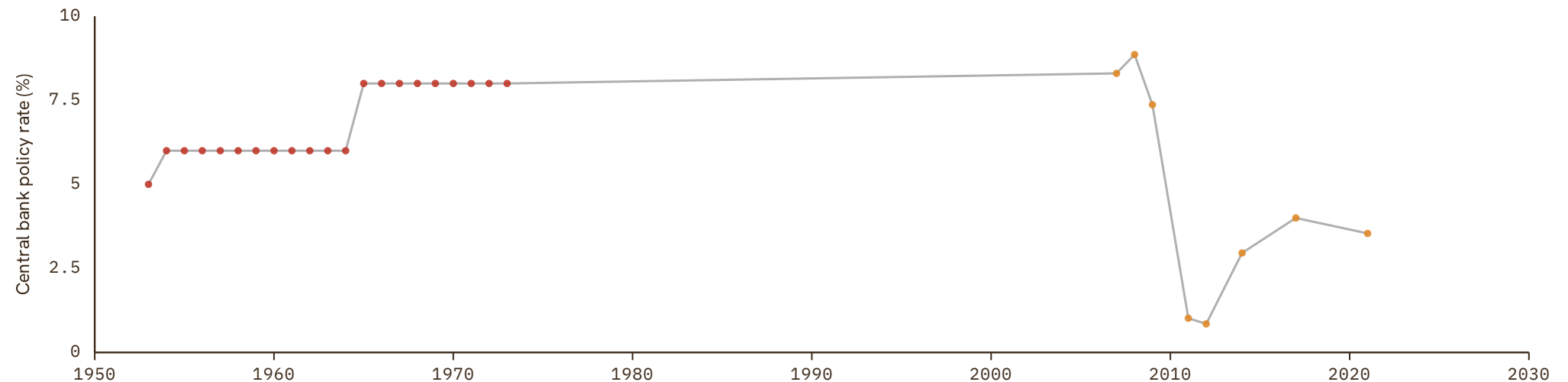
COVERAGE
1953–2021UNIT
in %

1 Source composition

SOURCE	CODE	TIME SPAN	NOTES
Grimm (2024)	Grimm	1953 - 2006	Replacing using overlapping data in 2007.
United Nations (2024)	ECLAC	2007 - 2021	Baseline source, overlaps with anchor year 2018.

2 Harmonised series

— GMD estimate ● ECLAC ● Grimm



Niger

COVERAGE
1993–2016

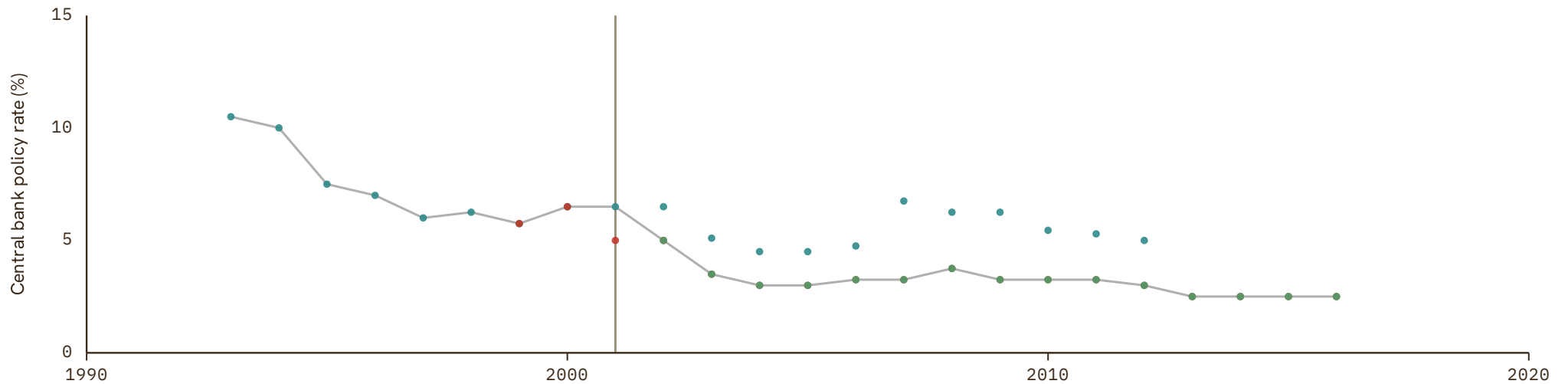
UNIT
in %

1 Source composition

SOURCE	CODE	TIME SPAN	NOTES
BCEAO (2024)	BCEAO	1993 - 2001	Replacing using overlapping data in 2002.
International Monetary Fund (2025)	IMF IFS	2002 - 2016	Replacing using overlapping data in 2017.

2 Harmonised series

— GMD estimate | Source change ● BCEAO ● Grimm ● IMF IFS



Nigeria

COVERAGE
1999–2023

UNIT
in %

1 Source composition

SOURCE	CODE	TIME SPAN	NOTES
Grimm (2024)	Grimm	1999 - 2006	Replacing using overlapping data in 2007.
International Monetary Fund (2025)	IMF IFS	2007 - 2023	Baseline source, overlaps with anchor year 2018.

2 Harmonised series

— GMD estimate ● Grimm ● IMF IFS



Norway

COVERAGE
1818-2026

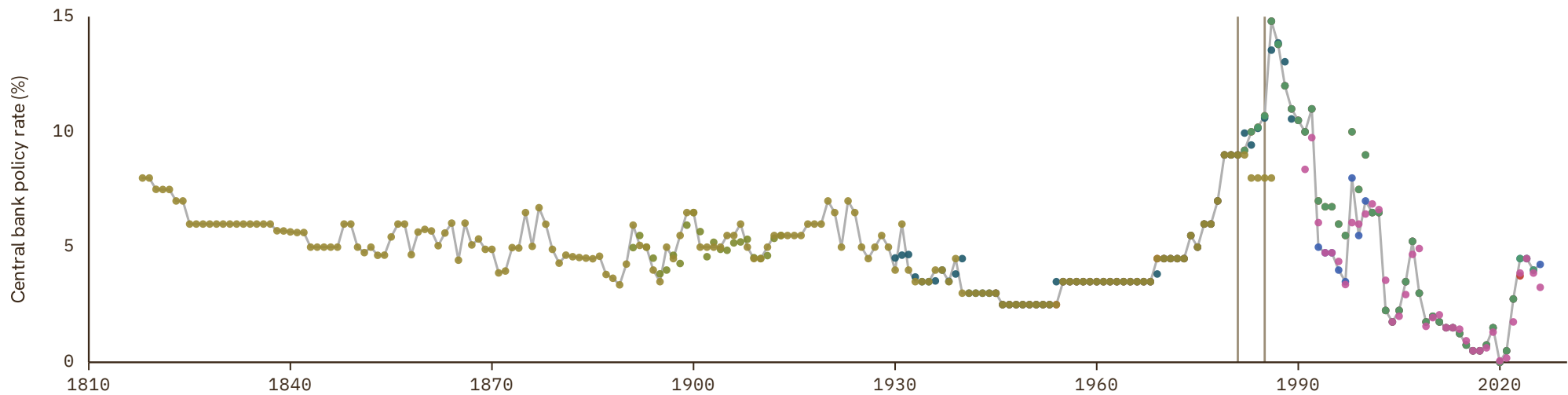
UNIT
in %

1 Source composition

SOURCE	CODE	TIME SPAN	NOTES
Eitrheim et al. (2023)	CS2 NOR	1818 - 1981	Replacing using overlapping data in 1982.
International Monetary Fund (2025)	IMF IFS	1982 - 1985	Replacing using overlapping data in 1986.
Bank for Internl Settlements (2024)	BIS	1986 - 2026	Baseline source, overlaps with anchor year 2018.

2 Harmonised series

— GMD estimate | Source change ● BIS ● FZ ● Grimm ● Homer Sylla ● IMF IFS ● OECD EO ● CS2



Oman

COVERAGE
1980–2017

UNIT
in %

1 Source composition

SOURCE	CODE	TIME SPAN	NOTES
International Monetary Fund (2025)	IMF IFS	1980 - 2007	Replacing using overlapping data in 2008.
Grimm (2024)	Grimm	2008 - 2015	Replacing using overlapping data in 2016.
International Monetary Fund (2025)	IMF IFS	2016 - 2017	Replacing using overlapping data in 2018.

2 Harmonised series

— GMD estimate | Source change ● Grimm ● IMF IFS



Pakistan

COVERAGE
1948-2021

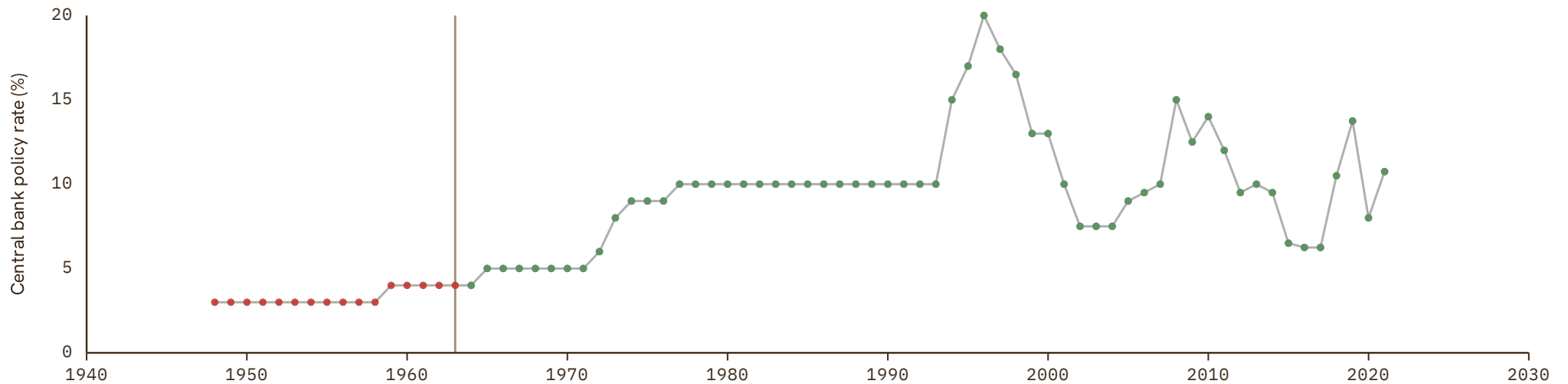
UNIT
in %

1 Source composition

SOURCE	CODE	TIME SPAN	NOTES
Grimm (2024)	Grimm	1948 - 1963	Replacing using overlapping data in 1964.
International Monetary Fund (2025)	IMF IFS	1964 - 2021	Baseline source, overlaps with anchor year 2018.

2 Harmonised series

— GMD estimate | Source change ● Grimm ● IMF IFS



Papua New Guinea

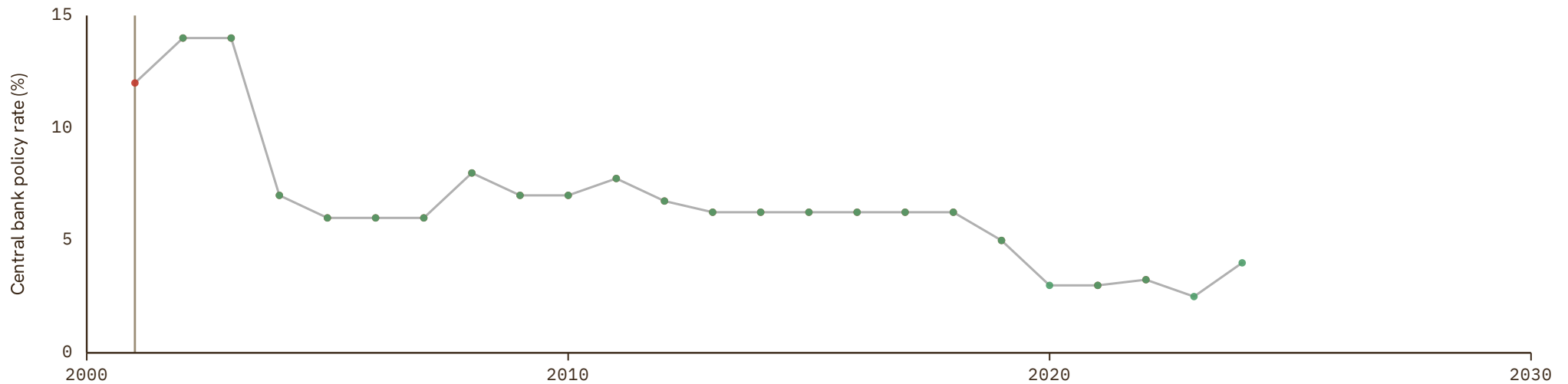
COVERAGE | UNIT
2001-2024 | in %

1 Source composition

SOURCE	CODE	TIME SPAN	NOTES
Grimm (2024)	Grimm	2001 - 2001	Replacing using overlapping data in 2002.
International Monetary Fund (2025)	IMF IFS	2002 - 2024	Baseline source, overlaps with anchor year 2018.

2 Harmonised series

— GMD estimate | | Source change ● Grimm ● IMF IFS



Paraguay

COVERAGE
1990–2021

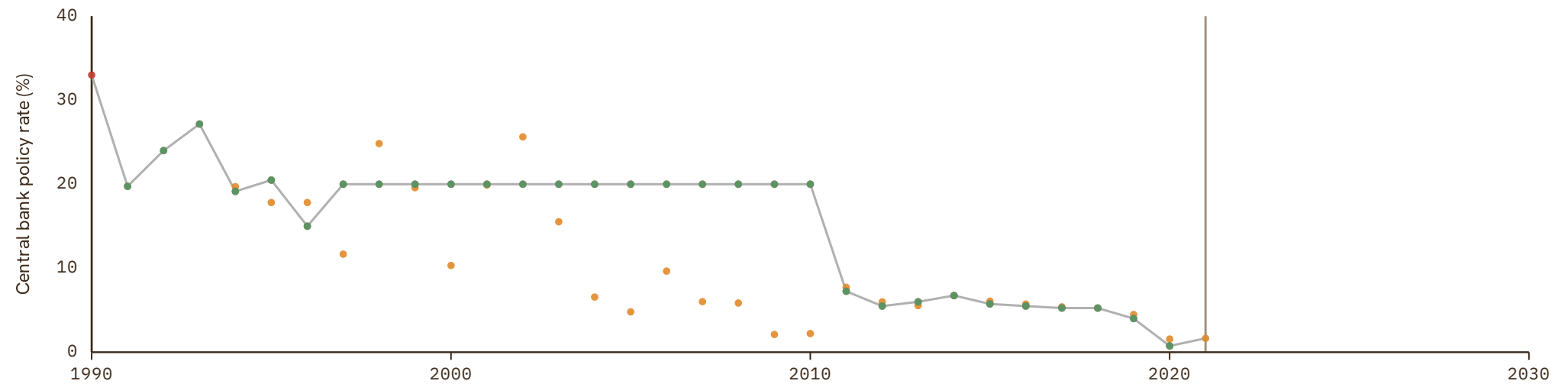
UNIT
in %

1 Source composition

SOURCE	CODE	TIME SPAN	NOTES
Grimm (2024)	Grimm	1990 - 1990	Replacing using overlapping data in 1991.
International Monetary Fund (2025)	IMF IFS	1991 - 2020	Baseline source, overlaps with anchor year 2018.
United Nations (2024)	ECLAC	2021 - 2021	Replacing using overlapping data in 2022.

2 Harmonised series

— GMD estimate | Source change ● ECLAC ● Grimm ● IMF IFS



Peru

COVERAGE
1932–2026

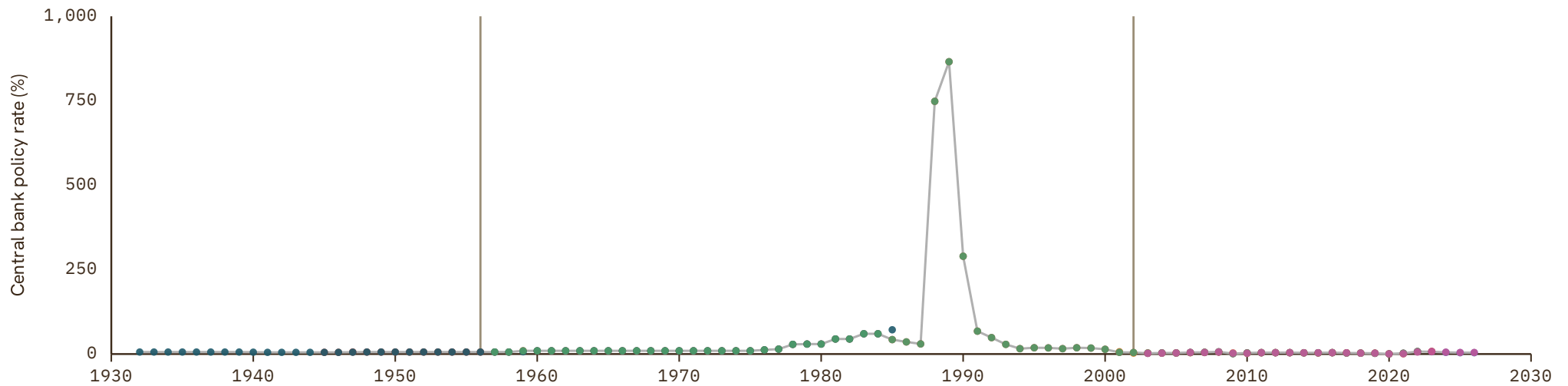
UNIT
in %

1 Source composition

SOURCE	CODE	TIME SPAN	NOTES
Homer et al. (1996)	Homer Sylla	1932 - 1956	Replacing using overlapping data in 1957.
International Monetary Fund (2025)	IMF IFS	1957 - 2002	Replacing using overlapping data in 2003.
Bank for Internl Settlements (2024)	BIS	2003 - 2026	Baseline source, overlaps with anchor year 2018.

2 Harmonised series

— GMD estimate | Source change ● BIS ● ECLAC ● Grimm ● Homer Sylla ● IMF IFS ● OECD EO



Philippines

COVERAGE
1949–2026

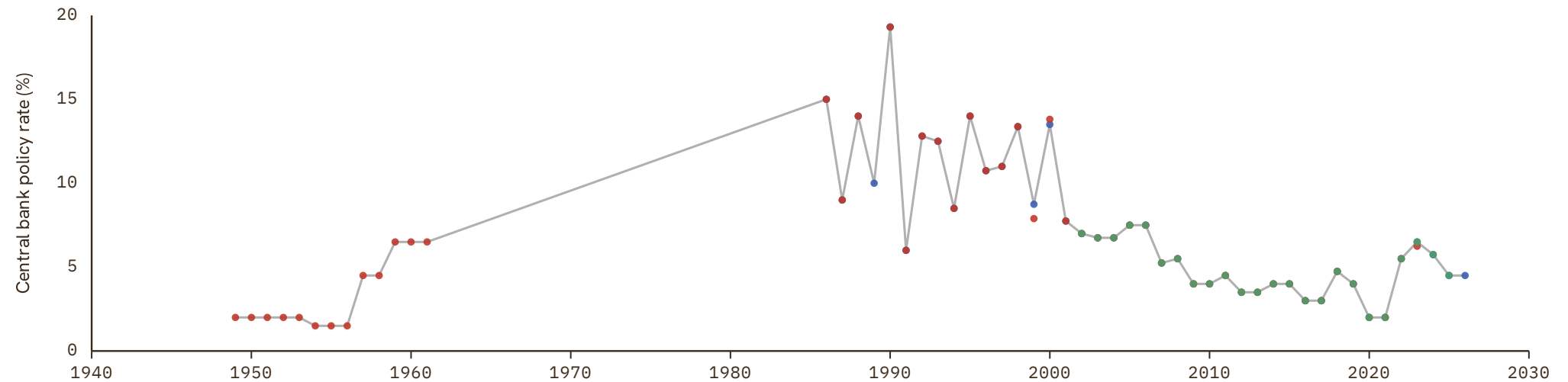
UNIT
in %

1 Source composition

SOURCE	CODE	TIME SPAN	NOTES
Grimm (2024)	Grimm	1949 - 1985	Replacing using overlapping data in 1986.
Bank for Internl Settlements (2024)	BIS	1986 - 2026	Baseline source, overlaps with anchor year 2018.

2 Harmonised series

— GMD estimate ● BIS ● Grimm ● IMF IFS



Poland

COVERAGE
1947-2026

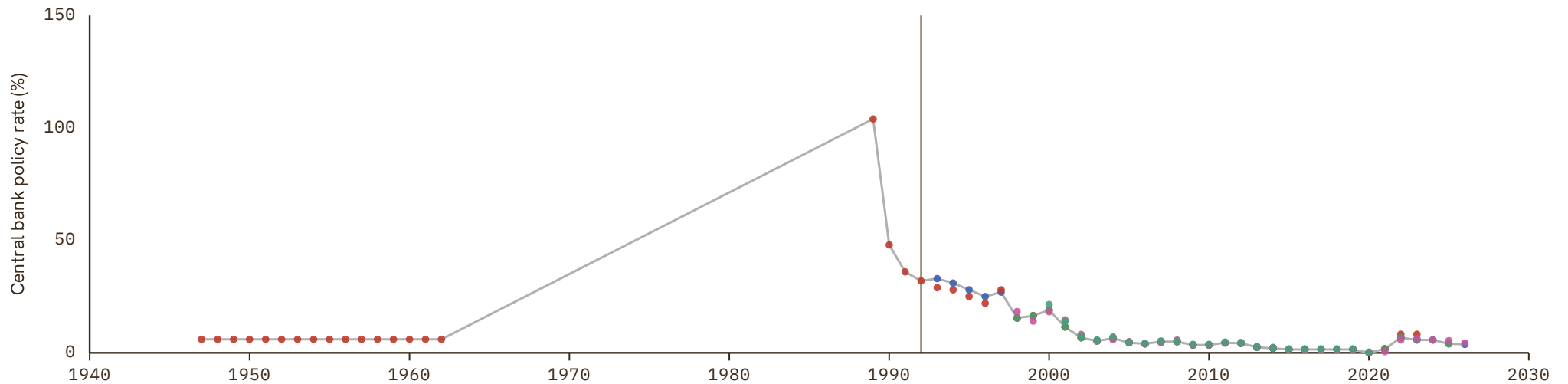
UNIT
in %

1 Source composition

SOURCE	CODE	TIME SPAN	NOTES
Grimm (2024)	Grimm	1947 - 1992	Replacing using overlapping data in 1993.
Bank for Internl Settlements (2024)	BIS	1993 - 2026	Baseline source, overlaps with anchor year 2018.

2 Harmonised series

— GMD estimate | Source change ● BIS ● Grimm ● IMF IFS ● OECD EO ● CS1



Portugal

COVERAGE
1880-2026

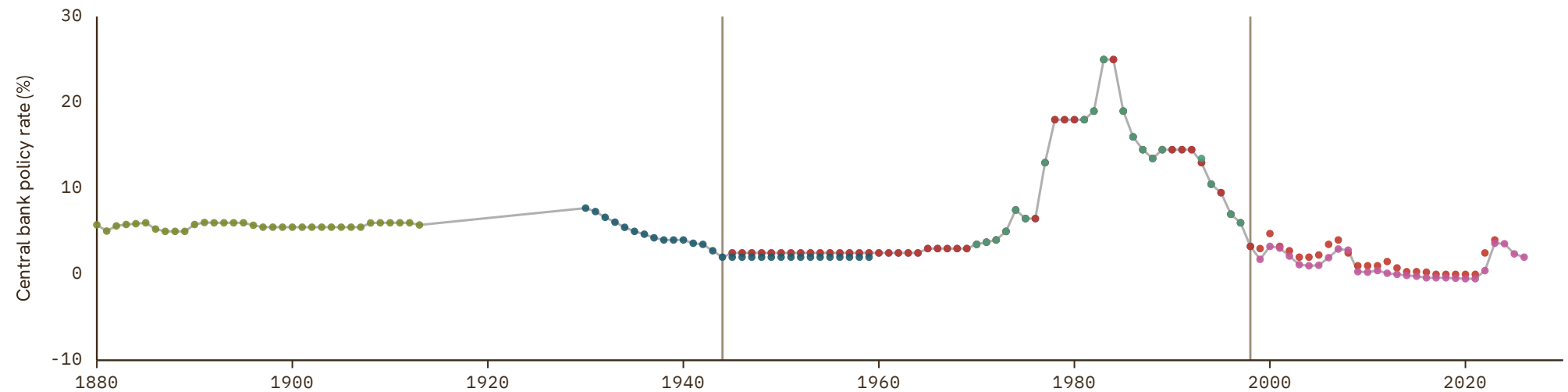
UNIT
in %

1 Source composition

SOURCE	CODE	TIME SPAN	NOTES
Marc Flandreau et al. (2004)	FZ	1880 - 1929	Replacing using overlapping data in 1930.
Homer et al. (1996)	Homer Sylla	1930 - 1944	Replacing using overlapping data in 1945.
Bank for Internl Settlements (2024)	BIS	1945 - 1998	Replacing using overlapping data in 1999.
OECD (2024)	OECD EO	1999 - 2026	Baseline source, overlaps with anchor year 2018.

2 Harmonised series

— GMD estimate | Source change ● BIS ● FZ ● Grimm ● Homer Sylla ● OECD EO ● CS1



Qatar

COVERAGE

2002–2025

UNIT

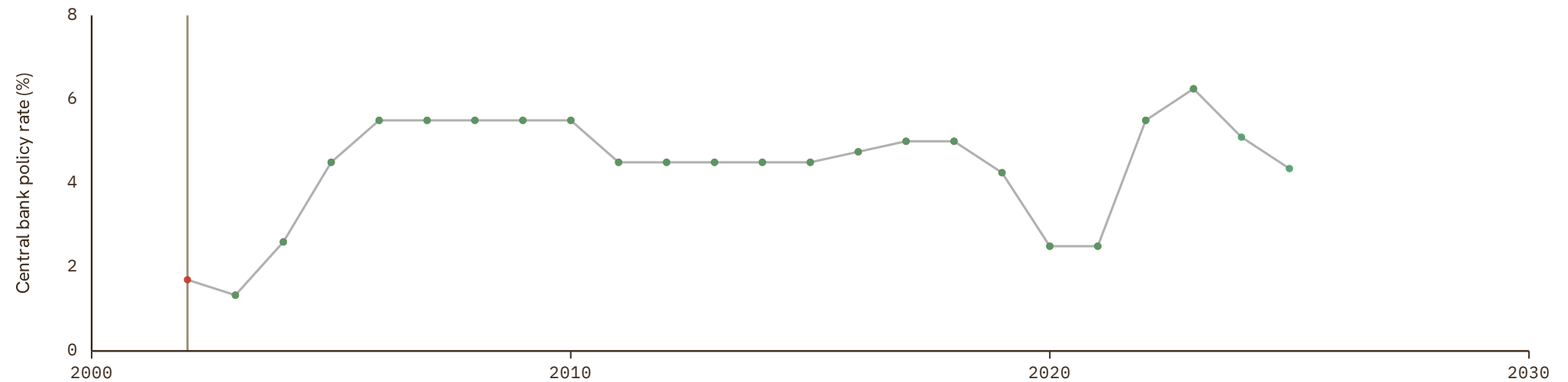
in %

1 Source composition

SOURCE	CODE	TIME SPAN	NOTES
Grimm (2024)	Grimm	2002 - 2002	Replacing using overlapping data in 2003.
International Monetary Fund (2025)	IMF IFS	2003 - 2025	Baseline source, overlaps with anchor year 2018.

2 Harmonised series

— GMD estimate | Source change ● Grimm ● IMF IFS



Republic of the Congo

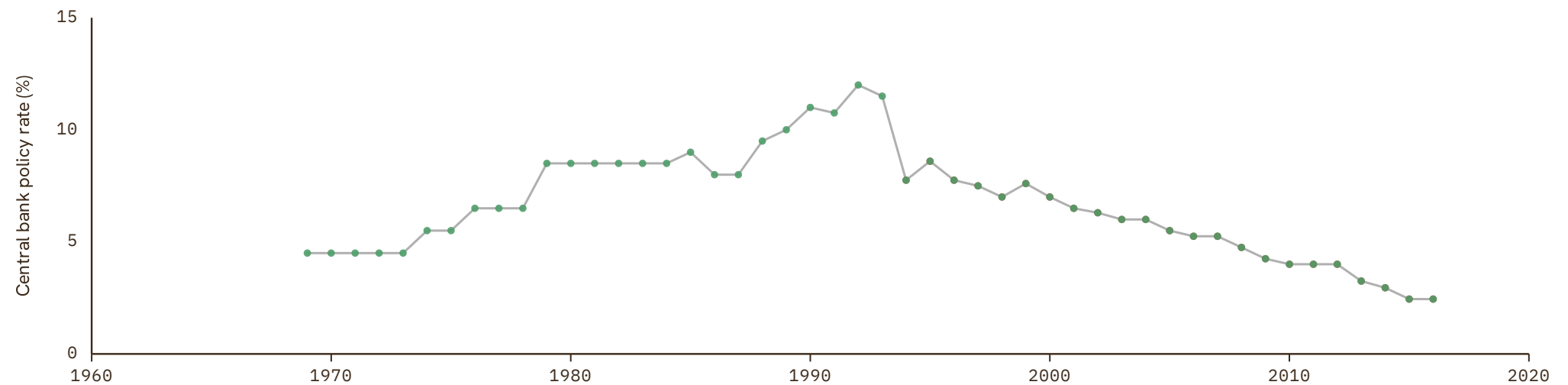
COVERAGE
1969–2016UNIT
in %

1 Source composition

SOURCE	CODE	TIME SPAN	NOTES
International Monetary Fund (2025)	IMF IFS	1969 - 2016	Replacing using overlapping data in 2017.

2 Harmonised series

— GMD estimate ● Grimm ● IMF IFS



Romania

COVERAGE
1880-2026

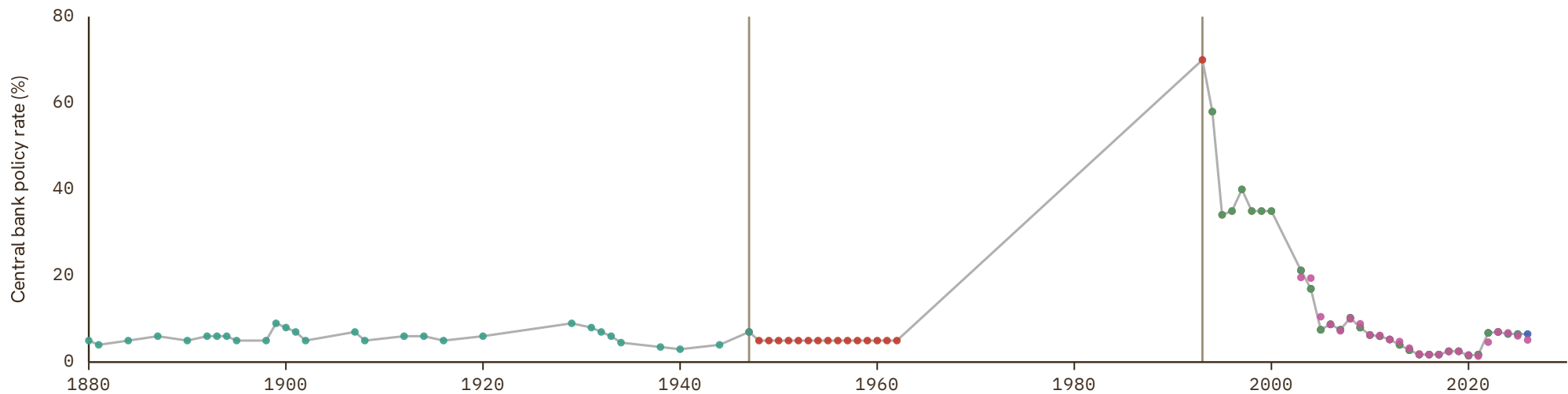
UNIT
in %

1 Source composition

SOURCE	CODE	TIME SPAN	NOTES
National Bank of Serbia (2024)	NBS	1880 - 1947	Replacing using overlapping data in 1948.
Grimm (2024)	Grimm	1948 - 1993	Replacing using overlapping data in 1994.
International Monetary Fund (2025)	IMF IFS	1994 - 2002	Replacing using overlapping data in 2003.
Bank for Internl Settlements (2024)	BIS	2003 - 2026	Baseline source, overlaps with anchor year 2018.

2 Harmonised series

— GMD estimate | Source change ● BIS ● Grimm ● IMF IFS ● NBS ● OECD EO



Russian Federation

COVERAGE
1880-2026

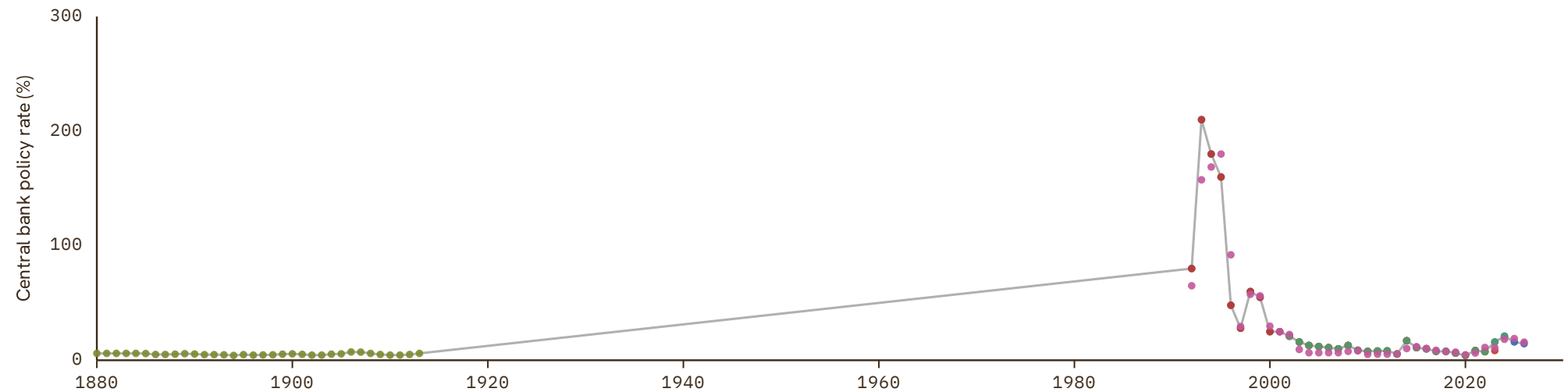
UNIT
in %

1 Source composition

SOURCE	CODE	TIME SPAN	NOTES
Marc Flandreau et al. (2004)	FZ	1880 - 1991	Replacing using overlapping data in 1992.
Bank for Internl Settlements (2024)	BIS	1992 - 2026	Baseline source, overlaps with anchor year 2018.

2 Harmonised series

— GMD estimate ● BIS ● FZ ● Grimm ● IMF IFS ● OECD EO



Rwanda

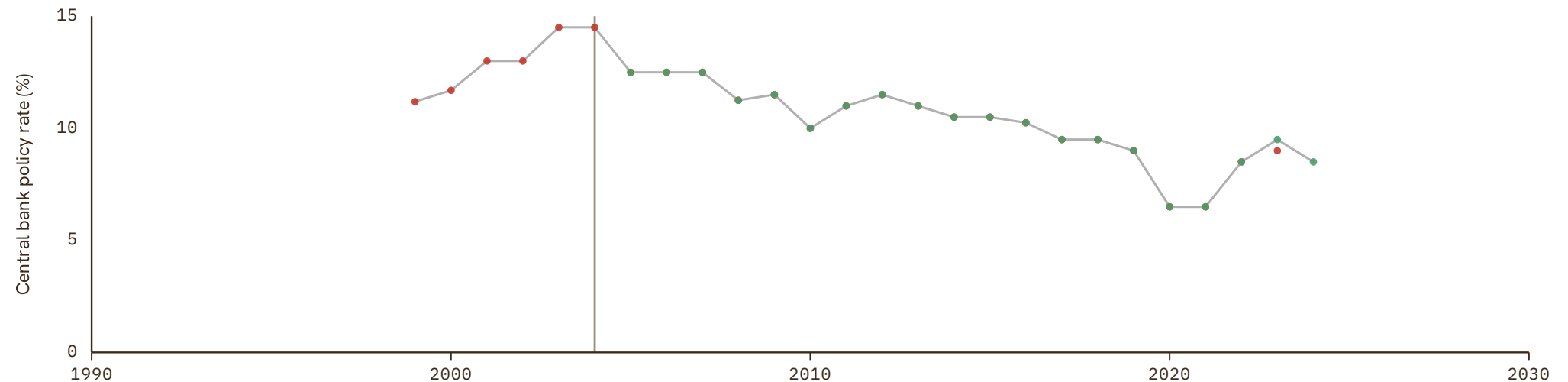
COVERAGE
1999–2024UNIT
in %

1 Source composition

SOURCE	CODE	TIME SPAN	NOTES
Grimm (2024)	Grimm	1999 - 2004	Replacing using overlapping data in 2005.
International Monetary Fund (2025)	IMF IFS	2005 - 2024	Baseline source, overlaps with anchor year 2018.

2 Harmonised series

— GMD estimate | Source change ● Grimm ● IMF IFS



Sao Tome and Principe

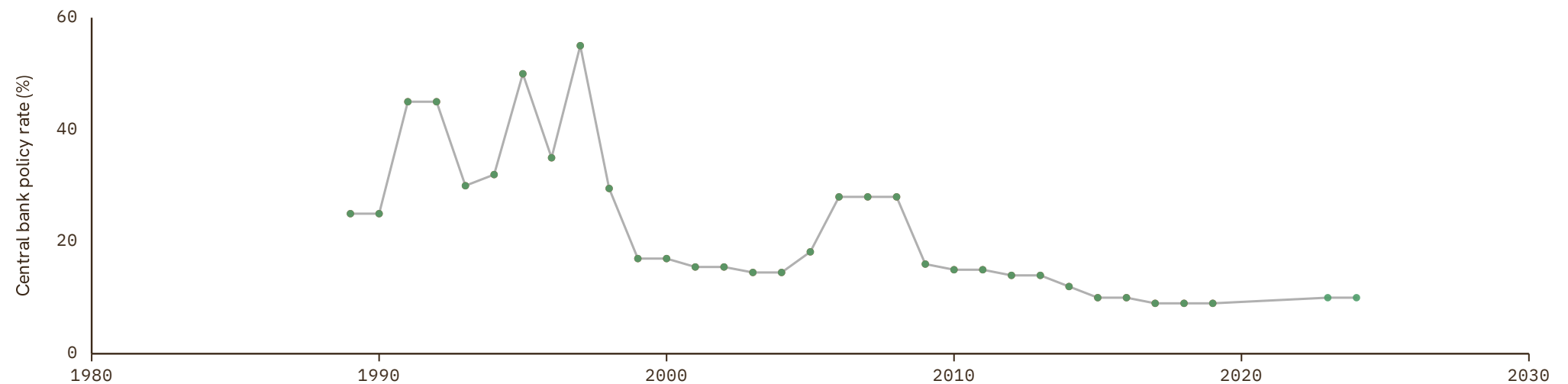
COVERAGE
1989–2024UNIT
in %

1 Source composition

SOURCE	CODE	TIME SPAN	NOTES
International Monetary Fund (2025)	IMF IFS	1989 - 2024	Baseline source, overlaps with anchor year 2018.

2 Harmonised series

— GMD estimate ● Grimm ● IMF IFS



Saudi Arabia

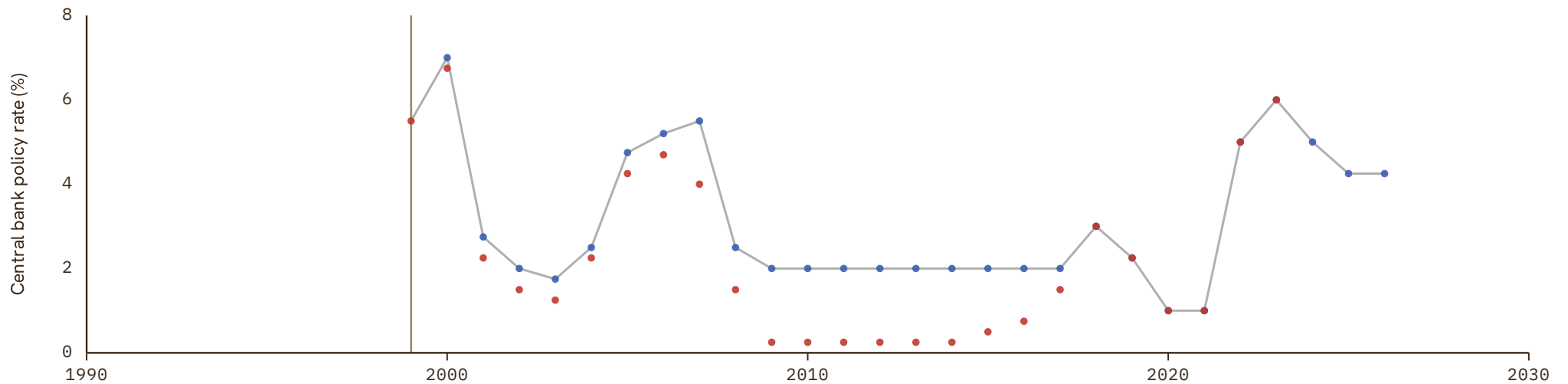
COVERAGE | UNIT
1999-2026 | in %

1 Source composition

SOURCE	CODE	TIME SPAN	NOTES
Grimm (2024)	Grimm	1999 - 1999	Replacing using overlapping data in 2000.
Bank for Internl Settlements (2024)	BIS	2000 - 2026	Baseline source, overlaps with anchor year 2018.

2 Harmonised series

— GMD estimate | | Source change ● BIS ● Grimm



Senegal

COVERAGE
1993-2016

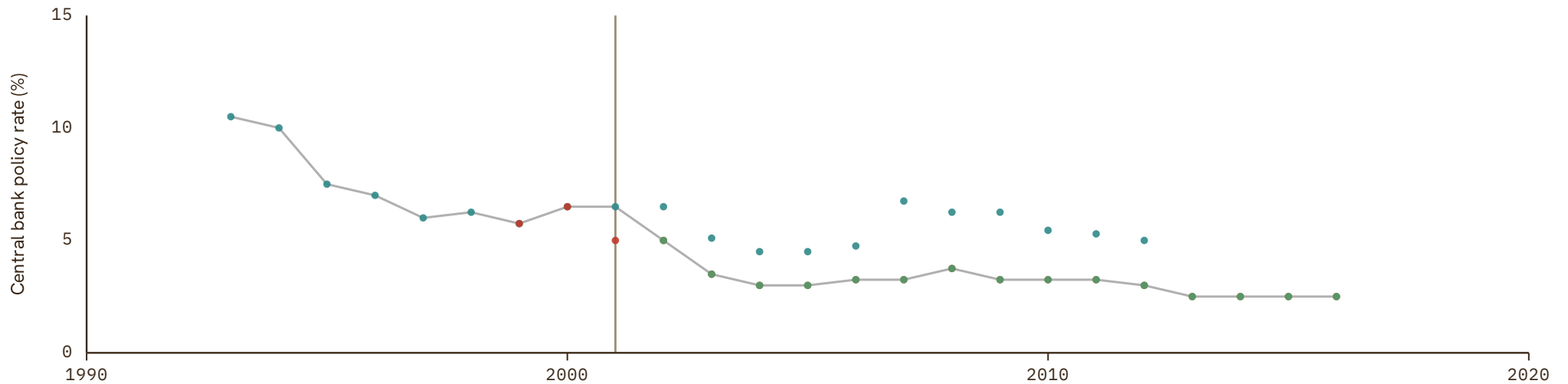
UNIT
in %

1 Source composition

SOURCE	CODE	TIME SPAN	NOTES
BCEAO (2024)	BCEAO	1993 - 2001	Replacing using overlapping data in 2002.
International Monetary Fund (2025)	IMF IFS	2002 - 2016	Replacing using overlapping data in 2017.

2 Harmonised series

— GMD estimate | Source change ● BCEAO ● Grimm ● IMF IFS



Serbia

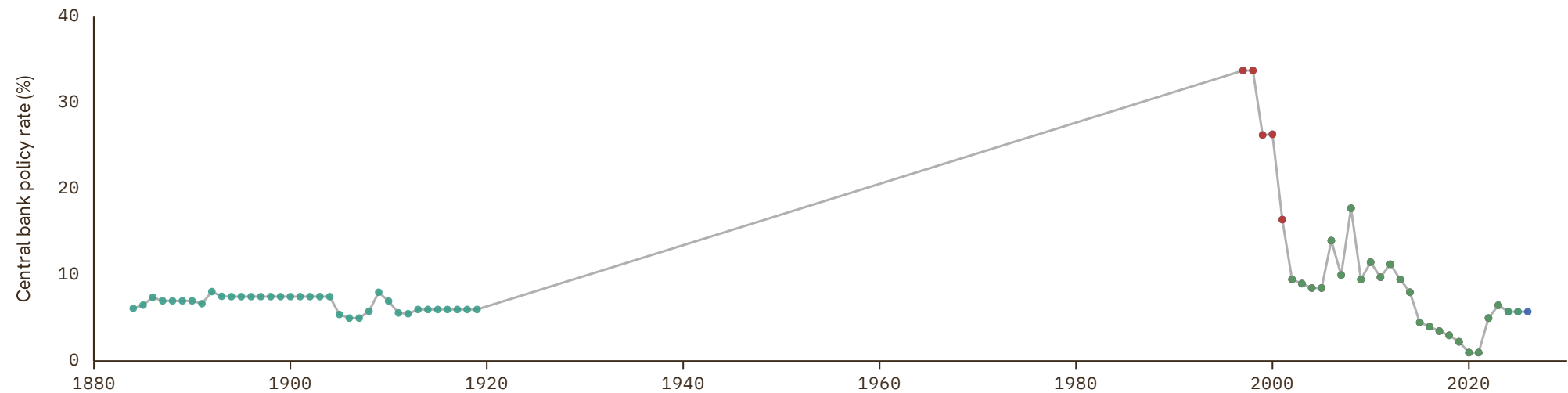
COVERAGE | UNIT
1884-2026 | in %

1 Source composition

SOURCE	CODE	TIME SPAN	NOTES
National Bank of Serbia (2024)	NBS	1884 - 1996	Replacing using overlapping data in 1997.
Bank for Internl Settlements (2024)	BIS	1997 - 2026	Baseline source, overlaps with anchor year 2018.

2 Harmonised series

— GMD estimate ● BIS ● Grimm ● IMF IFS ● NBS



Seychelles

COVERAGE
2000–2006

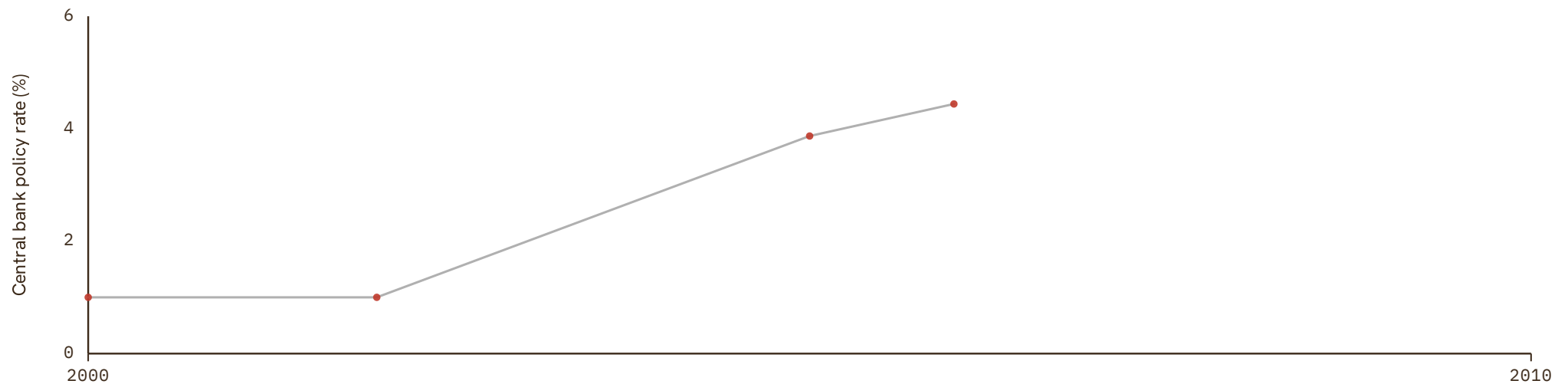
UNIT
in %

1 Source composition

SOURCE	CODE	TIME SPAN	NOTES
Grimm (2024)	Grimm	2000 - 2006	Replacing using overlapping data in 2007.

2 Harmonised series

— GMD estimate ● Grimm



Sierra Leone

COVERAGE
1965–2025

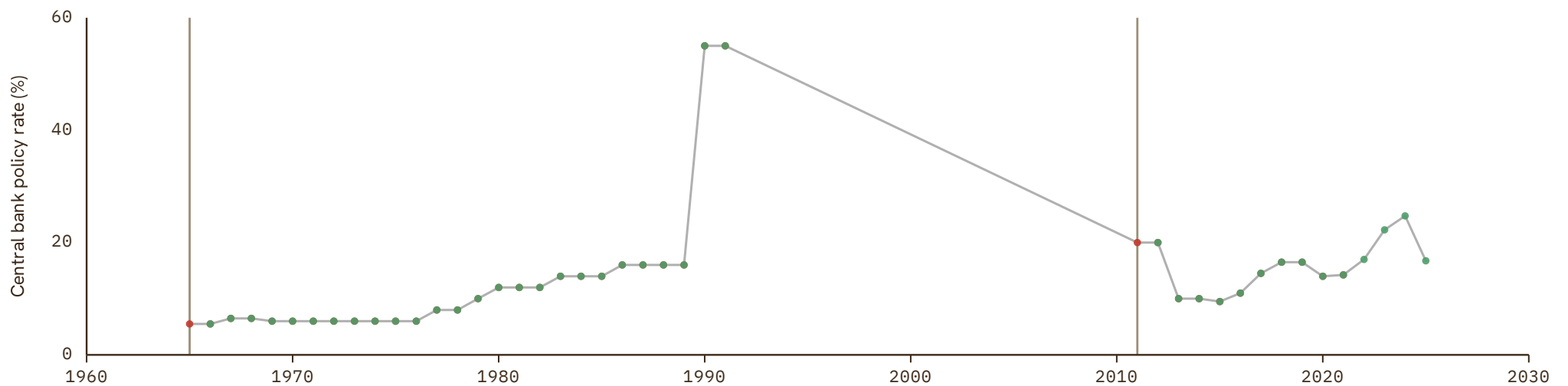
UNIT
in %

1 Source composition

SOURCE	CODE	TIME SPAN	NOTES
Grimm (2024)	Grimm	1965 - 1965	Replacing using overlapping data in 1966.
International Monetary Fund (2025)	IMF IFS	1966 - 2010	Replacing using overlapping data in 2011.
Grimm (2024)	Grimm	2011 - 2011	Replacing using overlapping data in 2012.
International Monetary Fund (2025)	IMF IFS	2012 - 2025	Baseline source, overlaps with anchor year 2018.

2 Harmonised series

— GMD estimate | Source change ● Grimm ● IMF IFS



Singapore

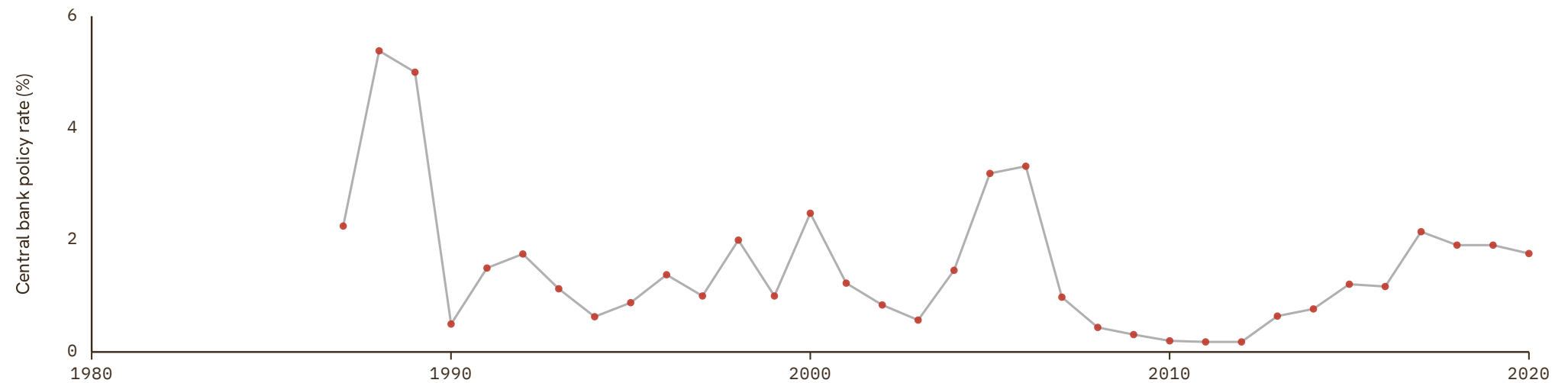
COVERAGE
1987-2020UNIT
in %

1 Source composition

SOURCE	CODE	TIME SPAN	NOTES
Grimm (2024)	Grimm	1987 - 2020	Baseline source, overlaps with anchor year 2018.

2 Harmonised series

— GMD estimate ● Grimm



Slovakia

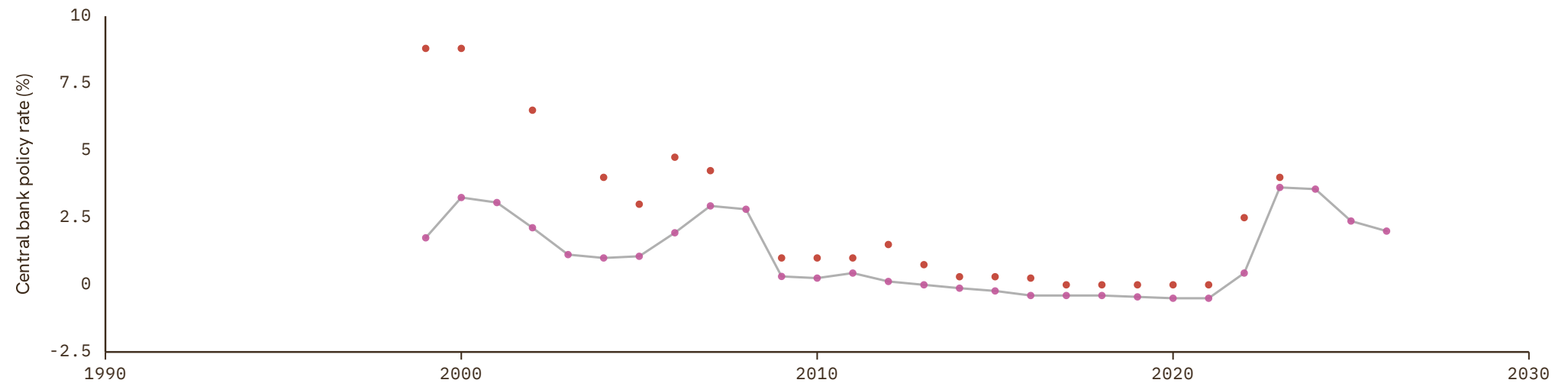
COVERAGE | UNIT
1999-2026 | in %

1 Source composition

SOURCE	CODE	TIME SPAN	NOTES
OECD (2024)	OECD EO	1999 - 2026	Baseline source, overlaps with anchor year 2018.

2 Harmonised series

— GMD estimate ● Grimm ● OECD EO



Slovenia

COVERAGE
1999–2026

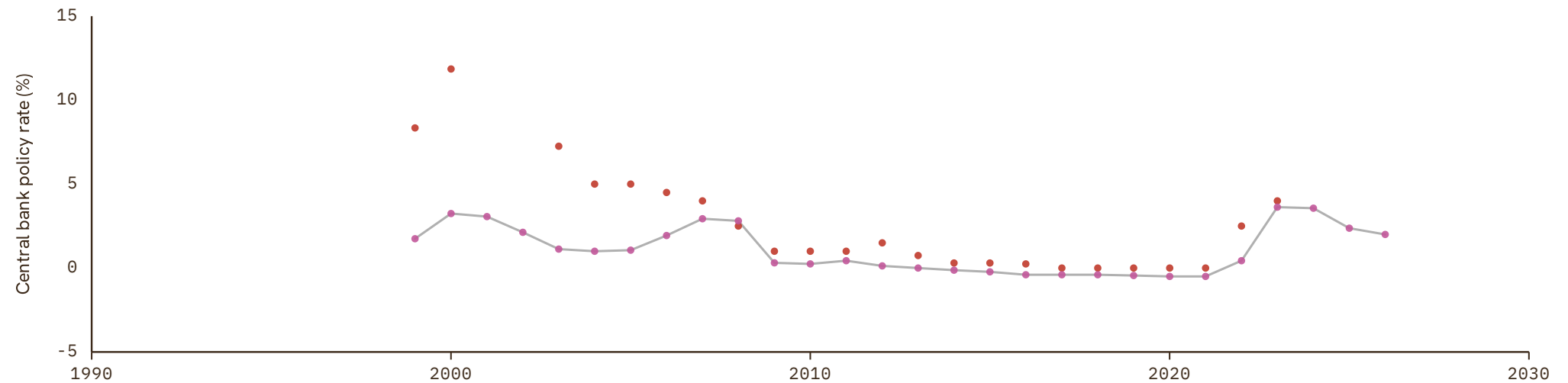
UNIT
in %

1 Source composition

SOURCE	CODE	TIME SPAN	NOTES
OECD (2024)	OECD EO	1999 - 2026	Baseline source, overlaps with anchor year 2018.

2 Harmonised series

— GMD estimate ● Grimm ● OECD EO



Somalia

COVERAGE

1969–1989

UNIT

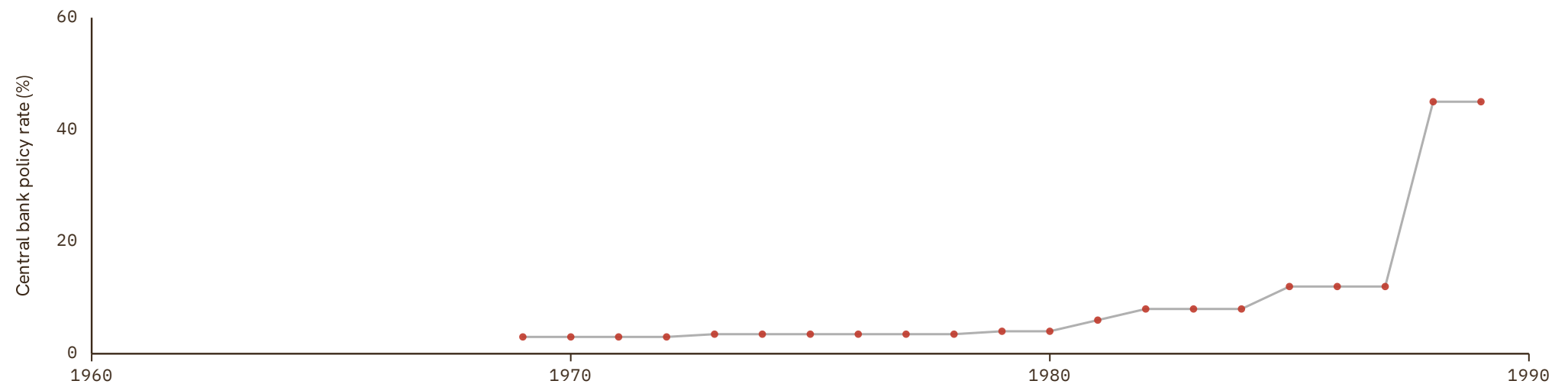
in %

1 Source composition

SOURCE	CODE	TIME SPAN	NOTES
Grimm (2024)	Grimm	1969 - 1989	Replacing using overlapping data in 1990.

2 Harmonised series

— GMD estimate ● Grimm



South Africa

COVERAGE
1930–2026

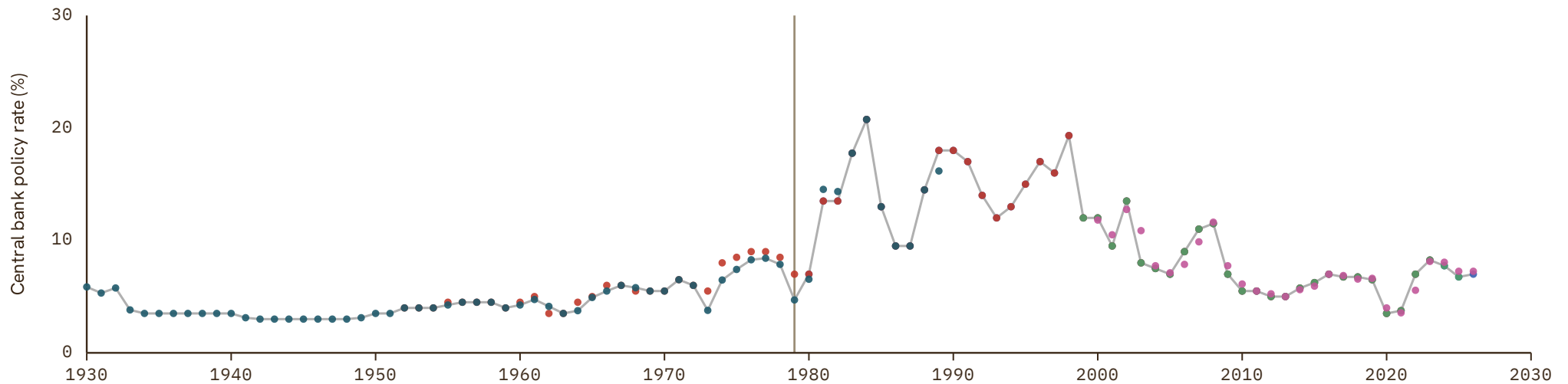
UNIT
in %

1 Source composition

SOURCE	CODE	TIME SPAN	NOTES
Homer et al. (1996)	Homer Sylla	1930 - 1979	Replacing using overlapping data in 1980.
Bank for Internl Settlements (2024)	BIS	1980 - 2026	Baseline source, overlaps with anchor year 2018.

2 Harmonised series

— GMD estimate | Source change ● BIS ● Grimm ● Homer Sylla ● IMF IFS ● OECD EO



South Korea

COVERAGE
1964–2026

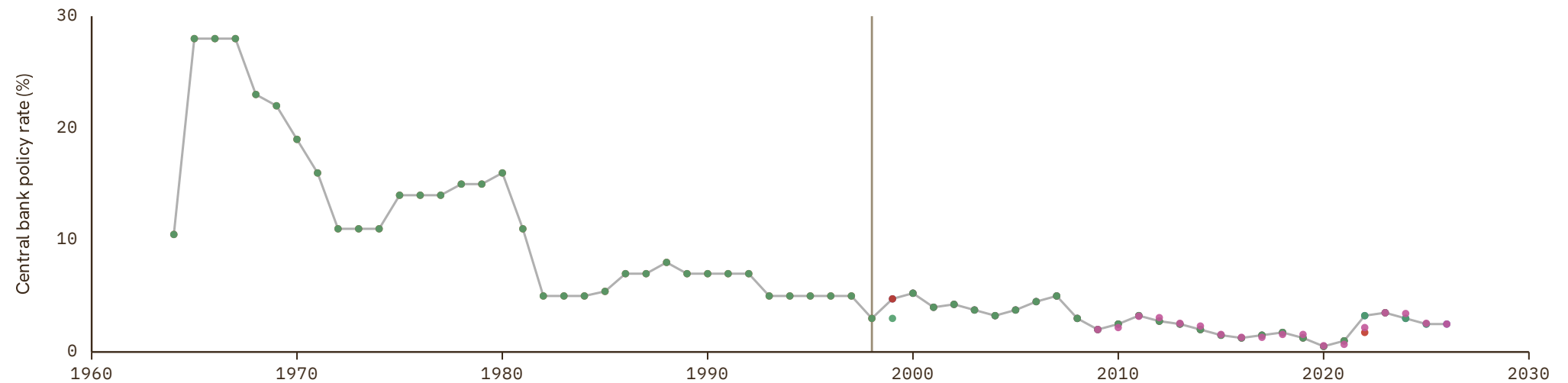
UNIT
in %

1 Source composition

SOURCE	CODE	TIME SPAN	NOTES
International Monetary Fund (2025)	IMF IFS	1964 - 1998	Replacing using overlapping data in 1999.
Bank for Internl Settlements (2024)	BIS	1999 - 2026	Baseline source, overlaps with anchor year 2018.

2 Harmonised series

— GMD estimate | Source change ● BIS ● Grimm ● IMF IFS ● OECD EO



Spain

COVERAGE
1873–2026

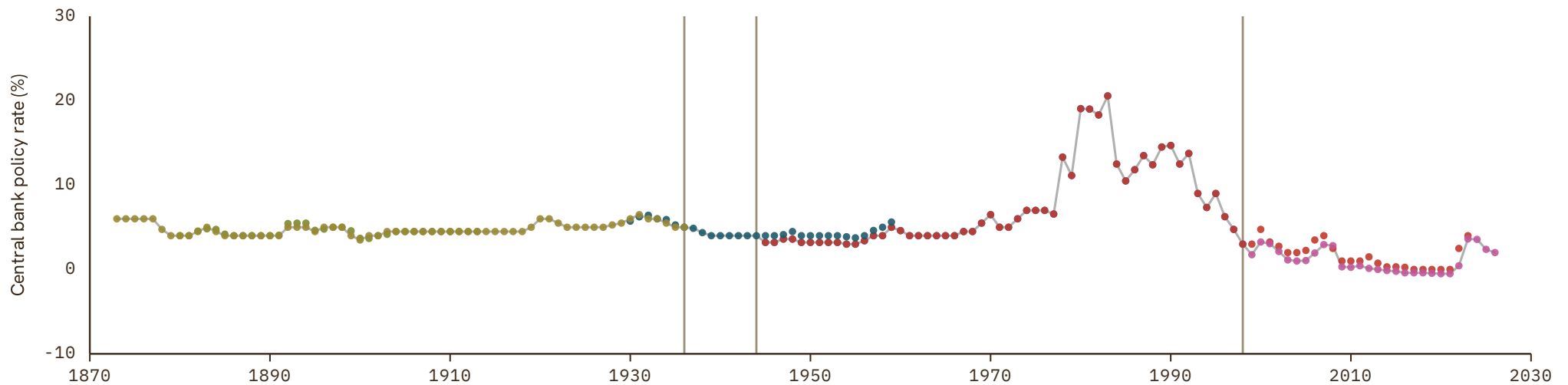
UNIT
in %

1 Source composition

SOURCE	CODE	TIME SPAN	NOTES
Banco de España (2024)	CS2 ESP	1873 - 1936	Replacing using overlapping data in 1937.
Homer et al. (1996)	Homer Sylla	1937 - 1944	Replacing using overlapping data in 1945.
Bank for Internl Settlements (2024)	BIS	1945 - 1998	Replacing using overlapping data in 1999.
OECD (2024)	OECD EO	1999 - 2026	Baseline source, overlaps with anchor year 2018.

2 Harmonised series

— GMD estimate | Source change ● BIS ● FZ ● Grimm ● Homer Sylla ● OECD EO ● CS2



Sri Lanka

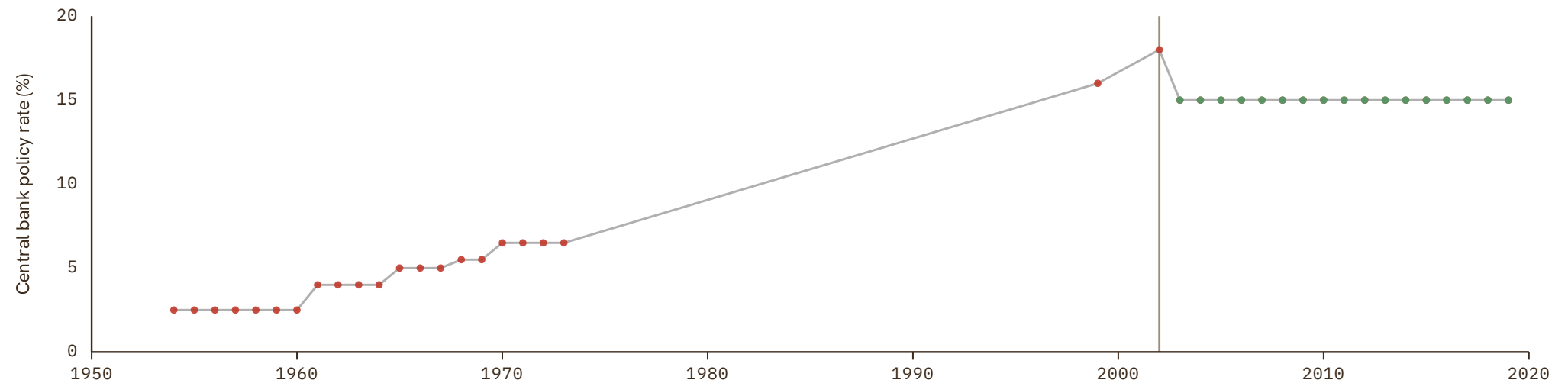
COVERAGE
1954–2019UNIT
in %

1 Source composition

SOURCE	CODE	TIME SPAN	NOTES
Grimm (2024)	Grimm	1954 - 2002	Replacing using overlapping data in 2003.
International Monetary Fund (2025)	IMF IFS	2003 - 2019	Baseline source, overlaps with anchor year 2018.

2 Harmonised series

— GMD estimate | Source change ● Grimm ● IMF IFS



Suriname

COVERAGE
1954-2016

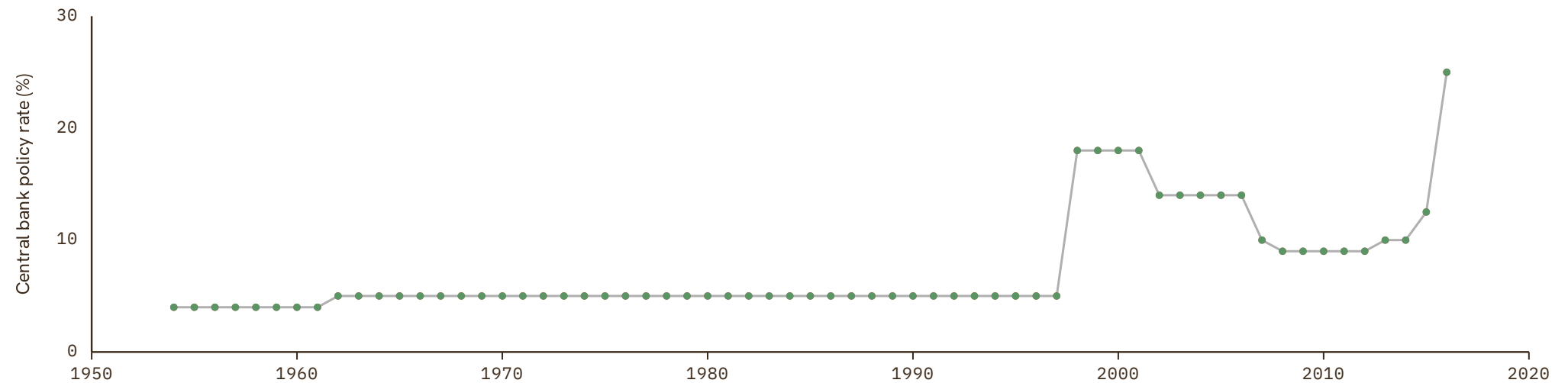
UNIT
in %

1 Source composition

SOURCE	CODE	TIME SPAN	NOTES
International Monetary Fund (2025)	IMF IFS	1954 - 2016	Replacing using overlapping data in 2017.

2 Harmonised series

— GMD estimate ● Grimm ● IMF IFS



Sweden

COVERAGE
1880-2026

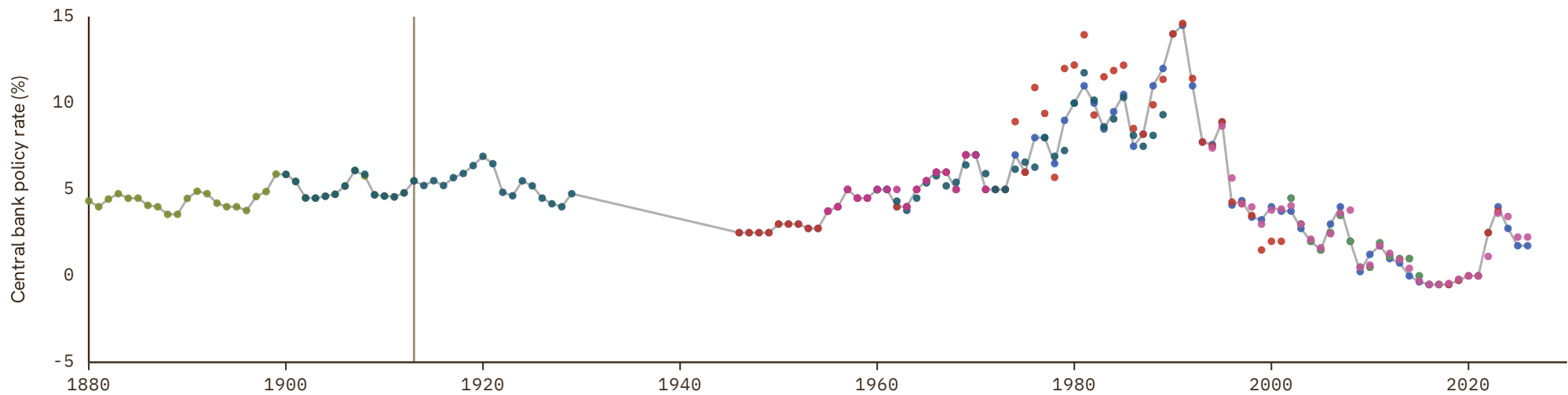
UNIT
in %

1 Source composition

SOURCE	CODE	TIME SPAN	NOTES
Marc Flandreau et al. (2004)	FZ	1880 - 1913	Replacing using overlapping data in 1914.
Homer et al. (1996)	Homer Sylla	1914 - 1945	Replacing using overlapping data in 1946.
Bank for Internl Settlements (2024)	BIS	1946 - 2026	Baseline source, overlaps with anchor year 2018.

2 Harmonised series

— GMD estimate | Source change ● BIS ● FZ ● Grimm ● Homer Sylla ● IMF IFS ● OECD EO ● OECD MEI ARC



Switzerland

COVERAGE
1838–2026

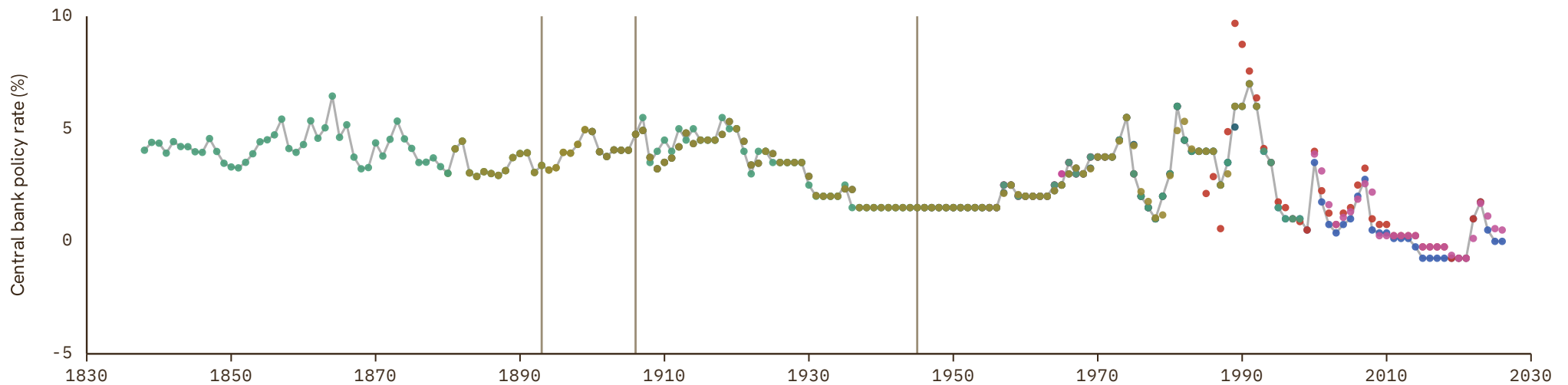
UNIT
in %

1 Source composition

SOURCE	CODE	TIME SPAN	NOTES
Swiss National Bank (2009)	CS1 CHE	1838 - 1893	Replacing using overlapping data in 1894.
Hist. Statistics of Switzerland (2012)	CS2 CHE	1894 - 1906	Replacing using overlapping data in 1907.
Swiss National Bank (2009)	CS1 CHE	1907 - 1945	Replacing using overlapping data in 1946.
Bank for Internl Settlements (2024)	BIS	1946 - 2026	Baseline source, overlaps with anchor year 2018.

2 Harmonised series

— GMD estimate | Source change ● BIS ● FZ ● Grimm ● Homer Sylla ● OECD EO ● OECD MEI ARC ● CS1 ● CS2



Syria

COVERAGE
2002–2009


UNIT
in %

1 Source composition

SOURCE	CODE	TIME SPAN	NOTES
Grimm (2024)	Grimm	2002 - 2009	Replacing using overlapping data in 2010.

2 Harmonised series

— GMD estimate ● Grimm



Tajikistan

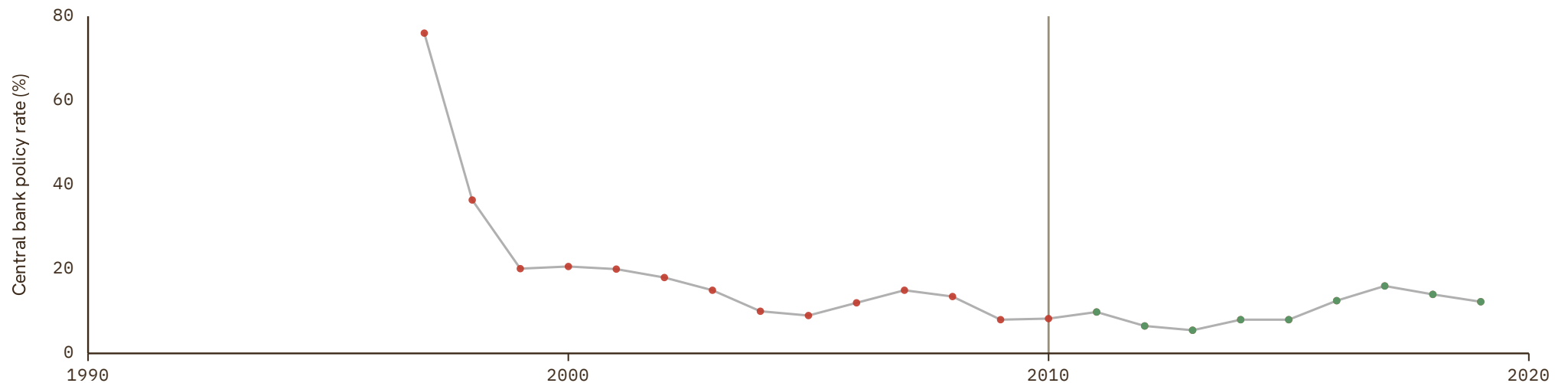
COVERAGE
1997-2019UNIT
in %

1 Source composition

SOURCE	CODE	TIME SPAN	NOTES
Grimm (2024)	Grimm	1997 - 2010	Replacing using overlapping data in 2011.
International Monetary Fund (2025)	IMF IFS	2011 - 2019	Baseline source, overlaps with anchor year 2018.

2 Harmonised series

— GMD estimate | Source change ● Grimm ● IMF IFS



Tanzania

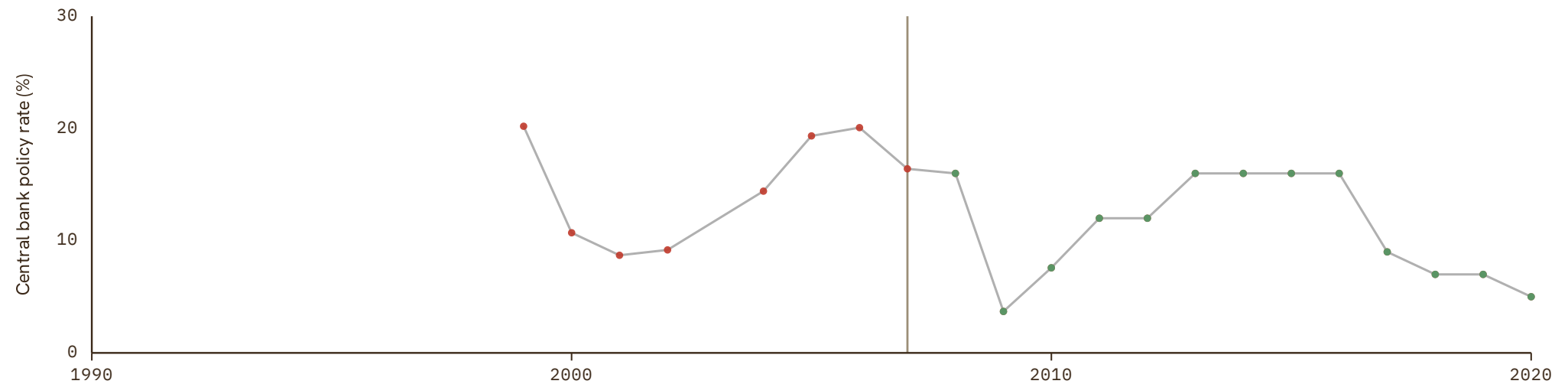
COVERAGE
1999–2020UNIT
in %

1 Source composition

SOURCE	CODE	TIME SPAN	NOTES
Grimm (2024)	Grimm	1999 - 2007	Replacing using overlapping data in 2008.
International Monetary Fund (2025)	IMF IFS	2008 - 2020	Baseline source, overlaps with anchor year 2018.

2 Harmonised series

— GMD estimate | Source change ● Grimm ● IMF IFS



Thailand

COVERAGE
1945–2026

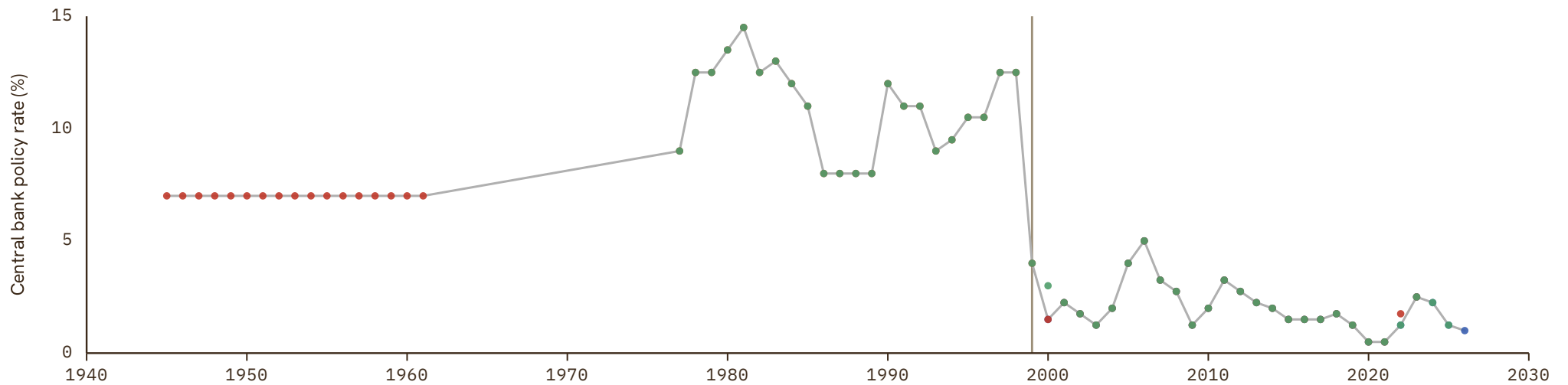
UNIT
in %

1 Source composition

SOURCE	CODE	TIME SPAN	NOTES
Grimm (2024)	Grimm	1945 - 1976	Replacing using overlapping data in 1977.
International Monetary Fund (2025)	IMF IFS	1977 - 1999	Replacing using overlapping data in 2000.
Bank for Internl Settlements (2024)	BIS	2000 - 2026	Baseline source, overlaps with anchor year 2018.

2 Harmonised series

— GMD estimate | Source change ● BIS ● Grimm ● IMF IFS



Togo

COVERAGE
1993-2016

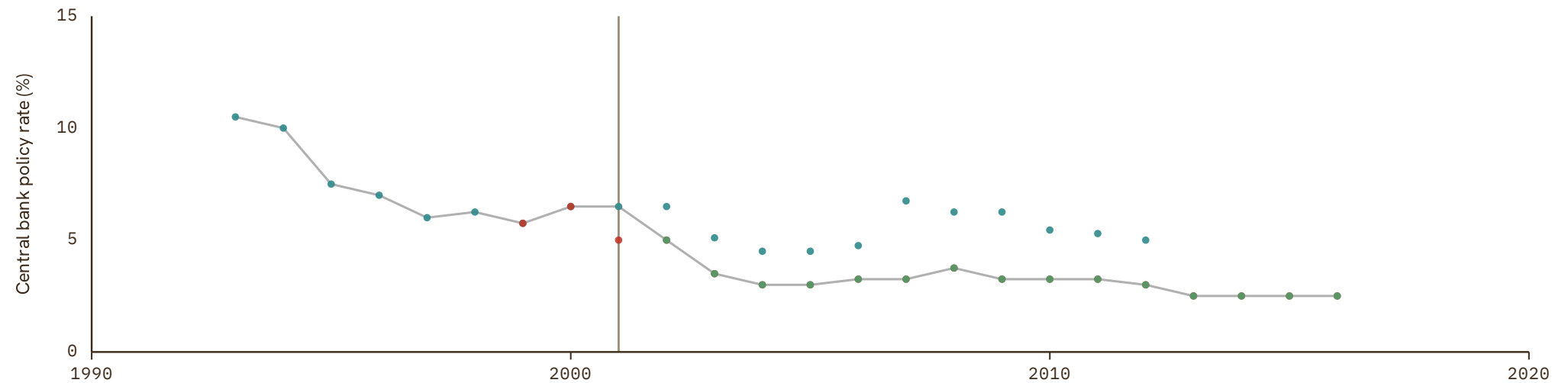
UNIT
in %

1 Source composition

SOURCE	CODE	TIME SPAN	NOTES
BCEAO (2024)	BCEAO	1993 - 2001	Replacing using overlapping data in 2002.
International Monetary Fund (2025)	IMF IFS	2002 - 2016	Replacing using overlapping data in 2017.

2 Harmonised series

— GMD estimate | Source change ● BCEAO ● Grimm ● IMF IFS



Trinidad and Tobago

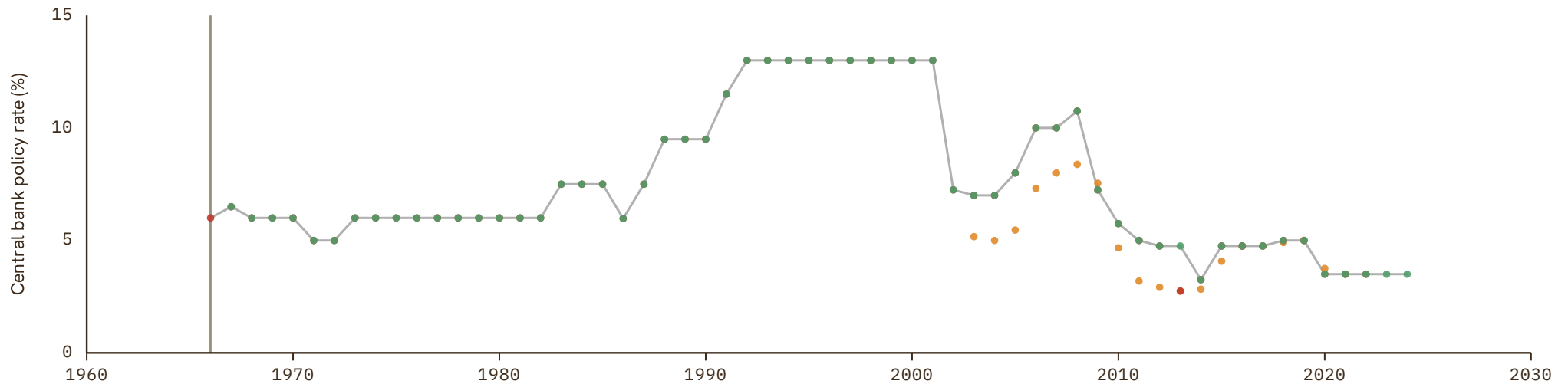
COVERAGE | UNIT
1966-2024 | in %

1 Source composition

SOURCE	CODE	TIME SPAN	NOTES
Grimm (2024)	Grimm	1966 - 1966	Replacing using overlapping data in 1967.
International Monetary Fund (2025)	IMF IFS	1967 - 2024	Baseline source, overlaps with anchor year 2018.

2 Harmonised series

— GMD estimate | | Source change ● ECLAC ● Grimm ● IMF IFS



Turkey

COVERAGE
1932–2026

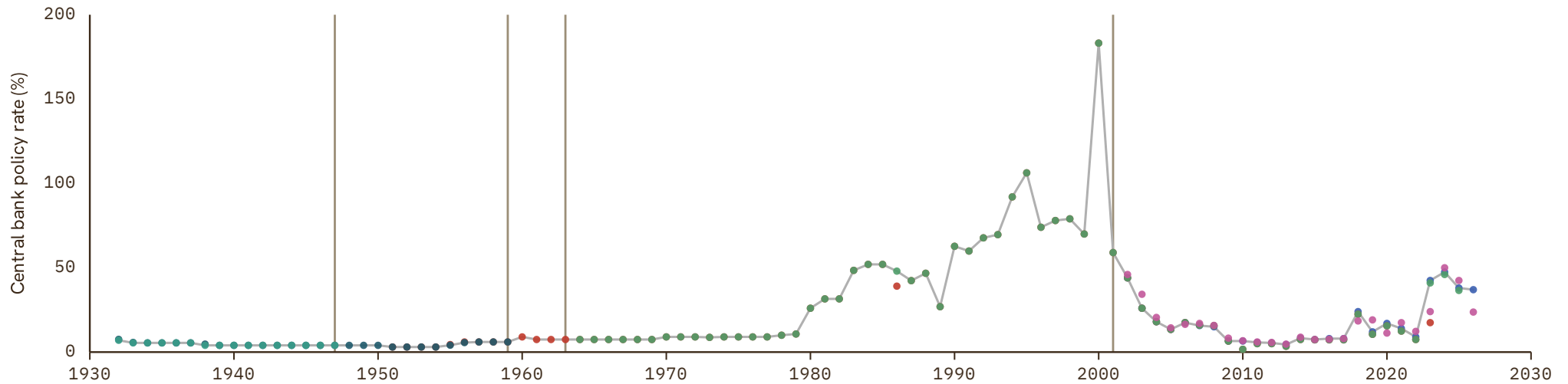
UNIT
in %

1 Source composition

SOURCE	CODE	TIME SPAN	NOTES
National Bank of Serbia (2024)	NBS	1932 - 1947	Replacing using overlapping data in 1948.
Homer et al. (1996)	Homer Sylla	1948 - 1959	Replacing using overlapping data in 1960.
Grimm (2024)	Grimm	1960 - 1963	Replacing using overlapping data in 1964.
International Monetary Fund (2025)	IMF IFS	1964 - 2001	Replacing using overlapping data in 2002.
Bank for Internl Settlements (2024)	BIS	2002 - 2026	Baseline source, overlaps with anchor year 2018.

2 Harmonised series

— GMD estimate | Source change ● BIS ● Grimm ● Homer Sylla ● IMF IFS ● NBS ● OECD EO



Uganda

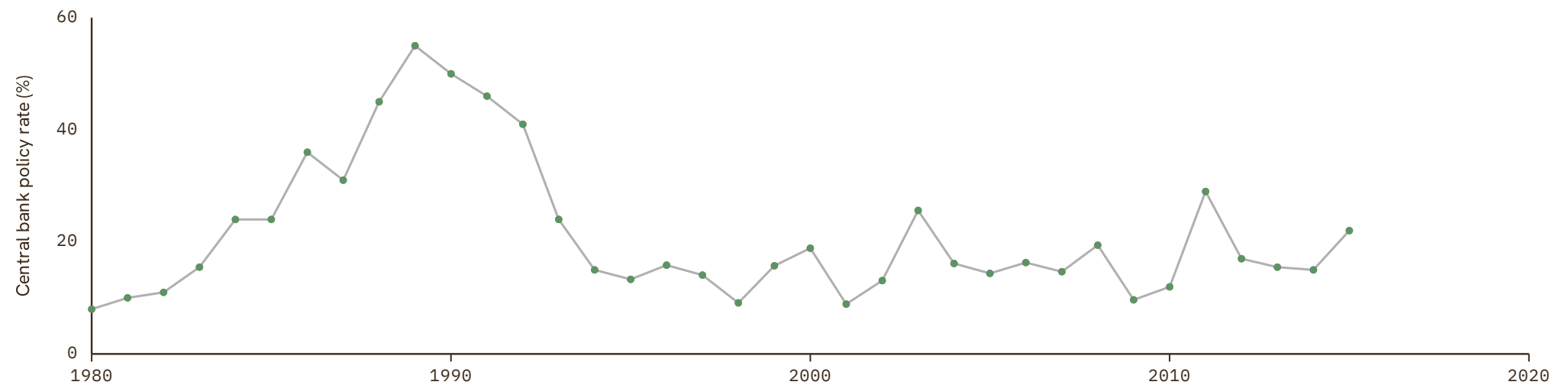
COVERAGE
1980–2015UNIT
in %

1 Source composition

SOURCE	CODE	TIME SPAN	NOTES
International Monetary Fund (2025)	IMF IFS	1980 - 2015	Replacing using overlapping data in 2016.

2 Harmonised series

— GMD estimate ● Grimm ● IMF IFS



Ukraine

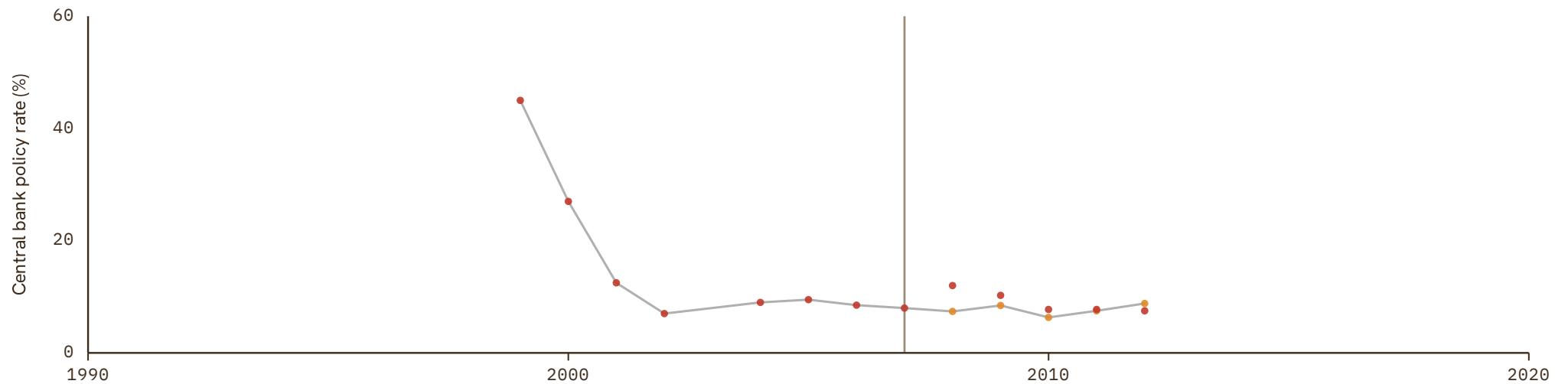
COVERAGE
1999–2012UNIT
in %

1 Source composition

SOURCE	CODE	TIME SPAN	NOTES
Grimm (2024)	Grimm	1999 - 2007	Replacing using overlapping data in 2008.
United Nations (2024)	ECLAC	2008 - 2012	Replacing using overlapping data in 2013.

2 Harmonised series

— GMD estimate | Source change ● ECLAC ● Grimm



United Kingdom

COVERAGE
1694–2026

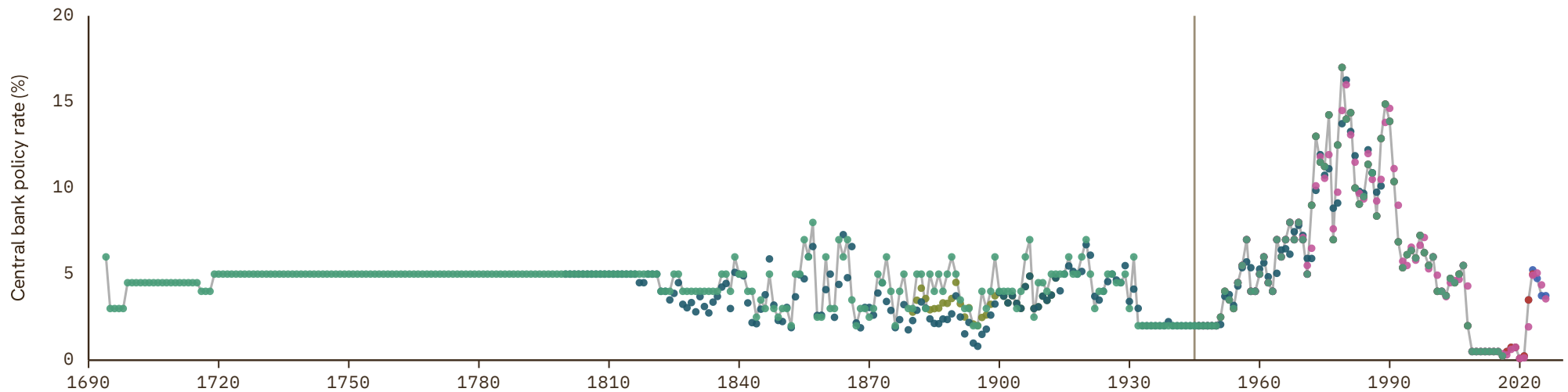
UNIT
in %

1 Source composition

SOURCE	CODE	TIME SPAN	NOTES
Thomas et al. (2010)	CS1 GBR	1694 - 1945	Replacing using overlapping data in 1946.
Bank for Internl Settlements (2024)	BIS	1946 - 2026	Baseline source, overlaps with anchor year 2018.

2 Harmonised series

— GMD estimate | Source change ● BIS ● FZ ● Grimm ● Homer Sylla ● OECD EO ● OECD MEI ARC ● CS1



United States

COVERAGE
1915–2026

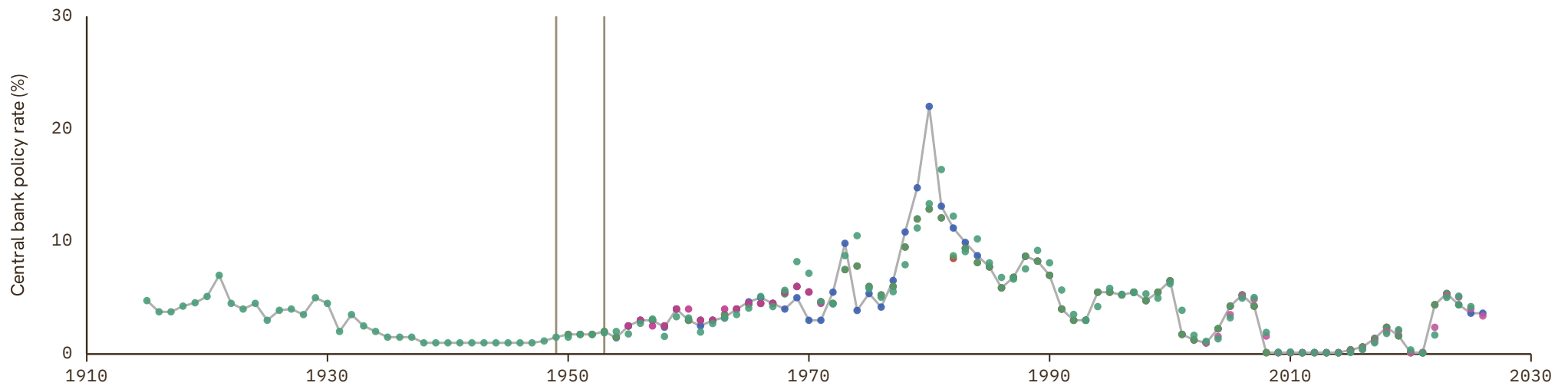
UNIT
in %

1 Source composition

SOURCE	CODE	TIME SPAN	NOTES
Fed. Reserve Bank of St. Louis (2024)	CS1 USA	1915 - 1949	Replacing using overlapping data in 1950.
International Monetary Fund (2025)	IMF IFS	1950 - 1953	Replacing using overlapping data in 1954.
Bank for Internl Settlements (2024)	BIS	1954 - 2026	Baseline source, overlaps with anchor year 2018.

2 Harmonised series

— GMD estimate | Source change ● BIS ● Grimm ● IMF IFS ● OECD EO ● OECD MEI ARC ● CS1



Uruguay

COVERAGE
1981-2025

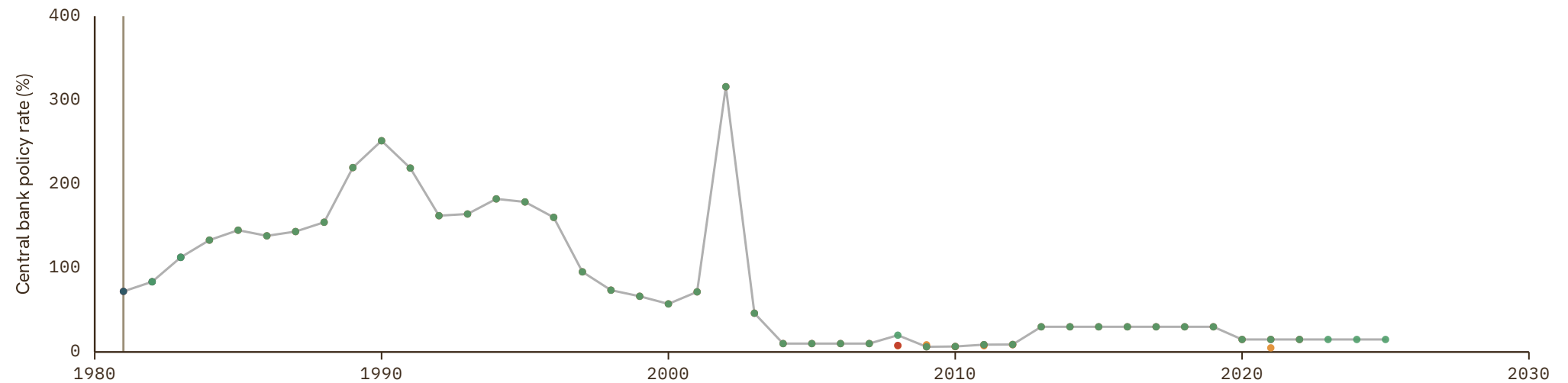
UNIT
in %

1 Source composition

SOURCE	CODE	TIME SPAN	NOTES
Homer et al. (1996)	Homer Sylla	1981 - 1981	Replacing using overlapping data in 1982.
International Monetary Fund (2025)	IMF IFS	1982 - 2025	Baseline source, overlaps with anchor year 2018.

2 Harmonised series

— GMD estimate | | Source change ● ECLAC ● Grimm ● Homer Sylla ● IMF IFS



Uzbekistan

COVERAGE

2013–2024

UNIT

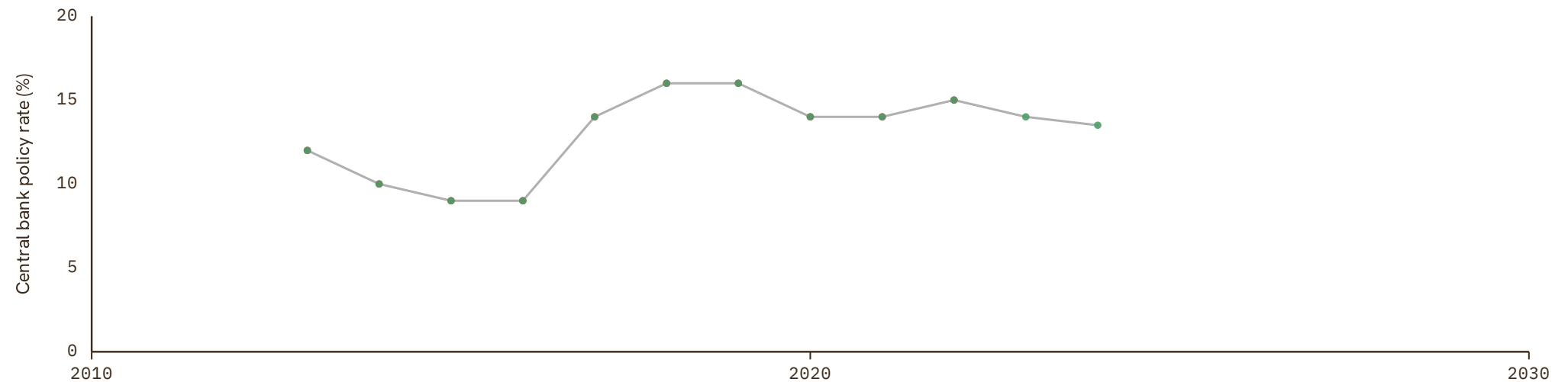
in %

1 Source composition

SOURCE	CODE	TIME SPAN	NOTES
International Monetary Fund (2025)	IMF IFS	2013 - 2024	Baseline source, overlaps with anchor year 2018.

2 Harmonised series

— GMD estimate ● Grimm ● IMF IFS



Venezuela

COVERAGE
1945-2019

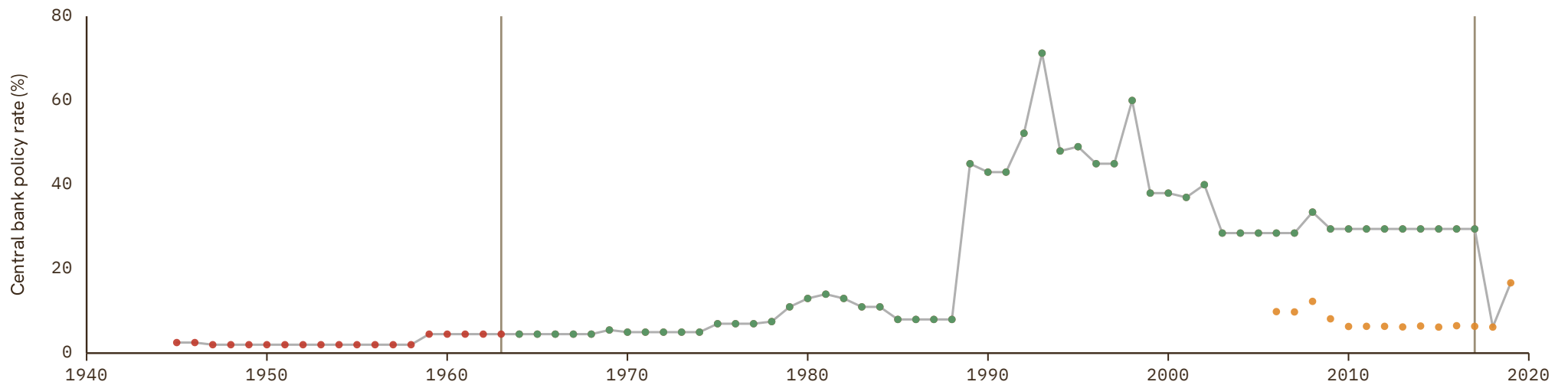
UNIT
in %

1 Source composition

SOURCE	CODE	TIME SPAN	NOTES
Grimm (2024)	Grimm	1945 - 1963	Replacing using overlapping data in 1964.
International Monetary Fund (2025)	IMF IFS	1964 - 2017	Replacing using overlapping data in 2018.
United Nations (2024)	ECLAC	2018 - 2019	Baseline source, overlaps with anchor year 2018.

2 Harmonised series

— GMD estimate | Source change ● ECLAC ● Grimm ● IMF IFS



Vietnam

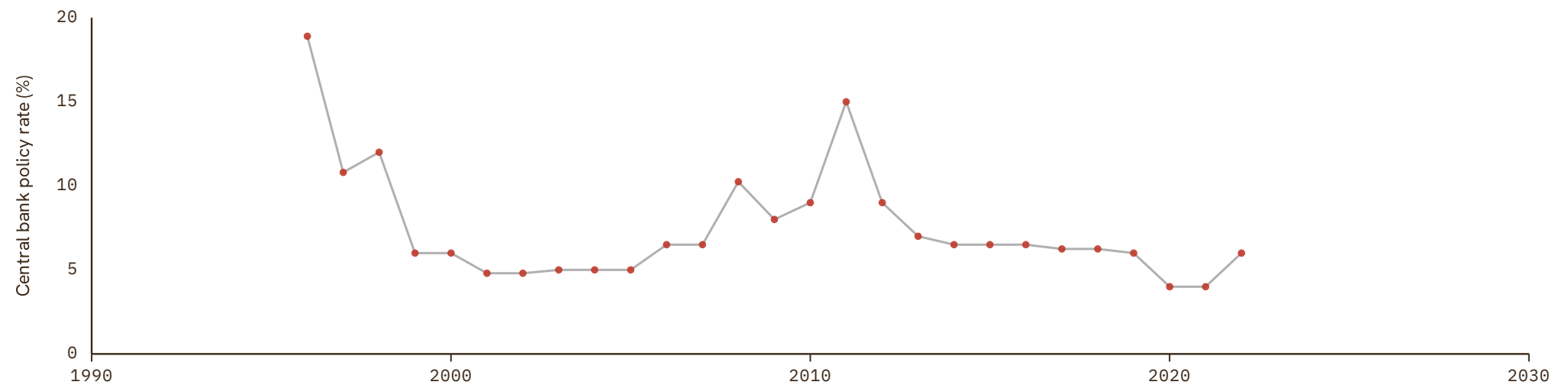
COVERAGE
1996–2022UNIT
in %

1 Source composition

SOURCE	CODE	TIME SPAN	NOTES
Grimm (2024)	Grimm	1996 - 2022	Baseline source, overlaps with anchor year 2018.

2 Harmonised series

— GMD estimate ● Grimm



Yemen

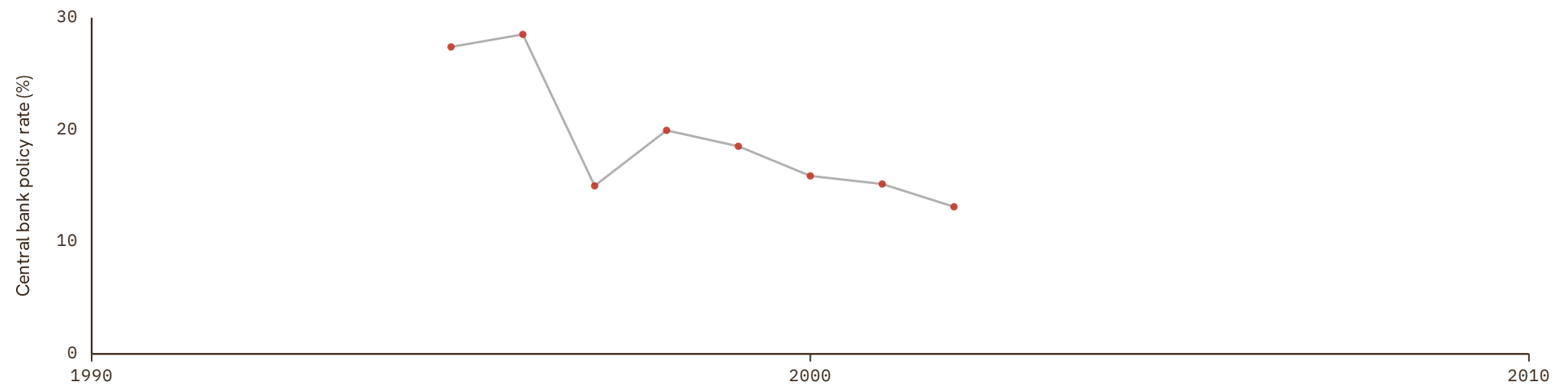
COVERAGE
1995–2002UNIT
in %

1 Source composition

SOURCE	CODE	TIME SPAN	NOTES
Grimm (2024)	Grimm	1995 - 2002	Replacing using overlapping data in 2003.

2 Harmonised series

— GMD estimate ● Grimm



Zambia

COVERAGE
1965–2020

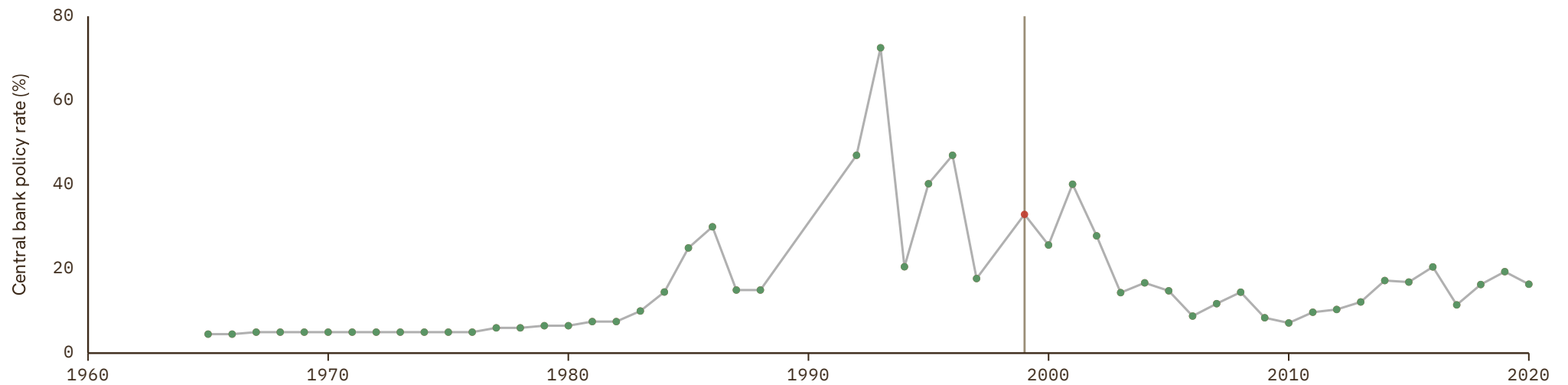
UNIT
in %

1 Source composition

SOURCE	CODE	TIME SPAN	NOTES
International Monetary Fund (2025)	IMF IFS	1965 - 1998	Replacing using overlapping data in 1999.
Grimm (2024)	Grimm	1999 - 1999	Replacing using overlapping data in 2000.
International Monetary Fund (2025)	IMF IFS	2000 - 2020	Baseline source, overlaps with anchor year 2018.

2 Harmonised series

— GMD estimate | | Source change ● Grimm ● IMF IFS



Zimbabwe

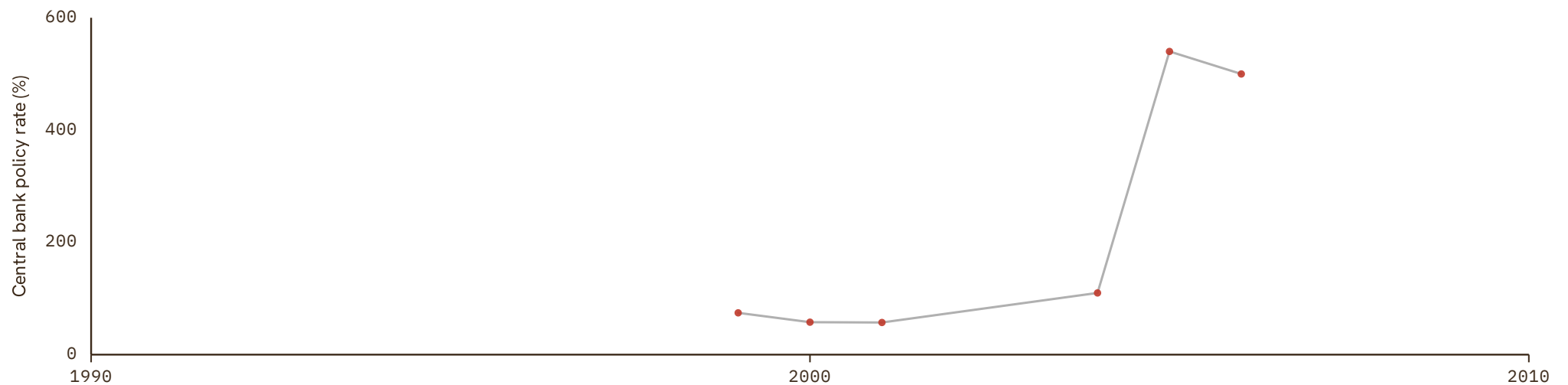
COVERAGE
1999–2006UNIT
in %

1 Source composition

SOURCE	CODE	TIME SPAN	NOTES
Grimm (2024)	Grimm	1999 - 2006	Replacing using overlapping data in 2007.

2 Harmonised series

— GMD estimate ● Grimm



Anguilla

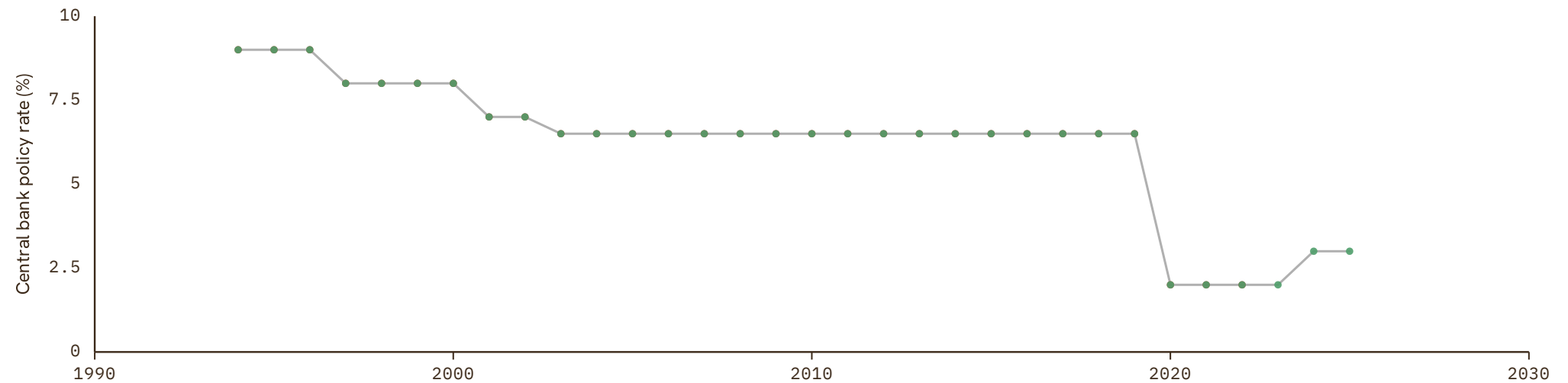
COVERAGE | UNIT
1994-2025 | in %

1 Source composition

SOURCE	CODE	TIME SPAN	NOTES
International Monetary Fund (2025)	IMF IFS	1994 - 2025	Baseline source, overlaps with anchor year 2018.

2 Harmonised series

— GMD estimate ● Grimm ● IMF IFS



Antigua and Barbuda

COVERAGE
1994–2025

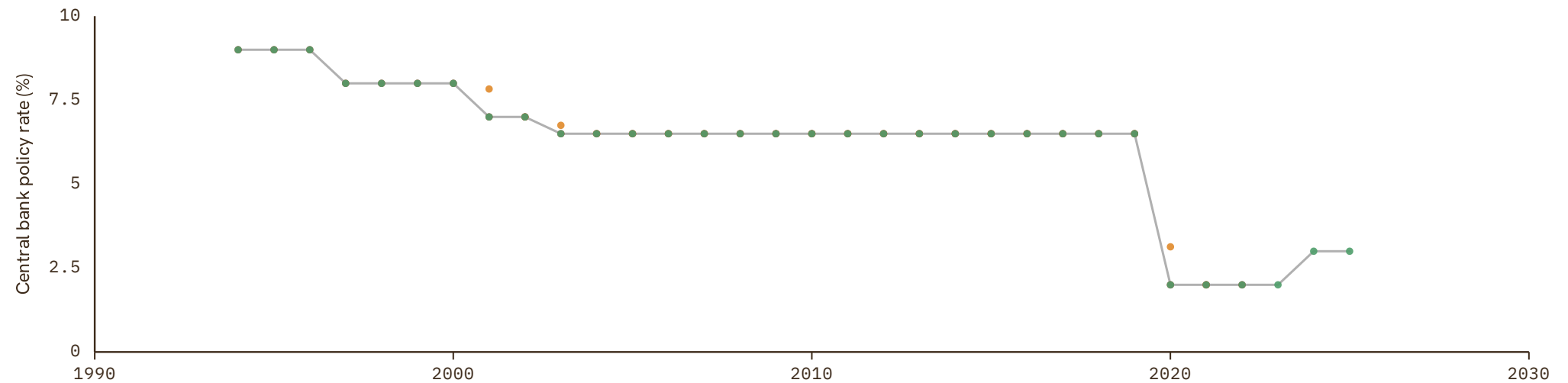
UNIT
in %

1 Source composition

SOURCE	CODE	TIME SPAN	NOTES
International Monetary Fund (2025)	IMF IFS	1994 - 2025	Baseline source, overlaps with anchor year 2018.

2 Harmonised series

— GMD estimate ● ECLAC ● Grimm ● IMF IFS



Aruba

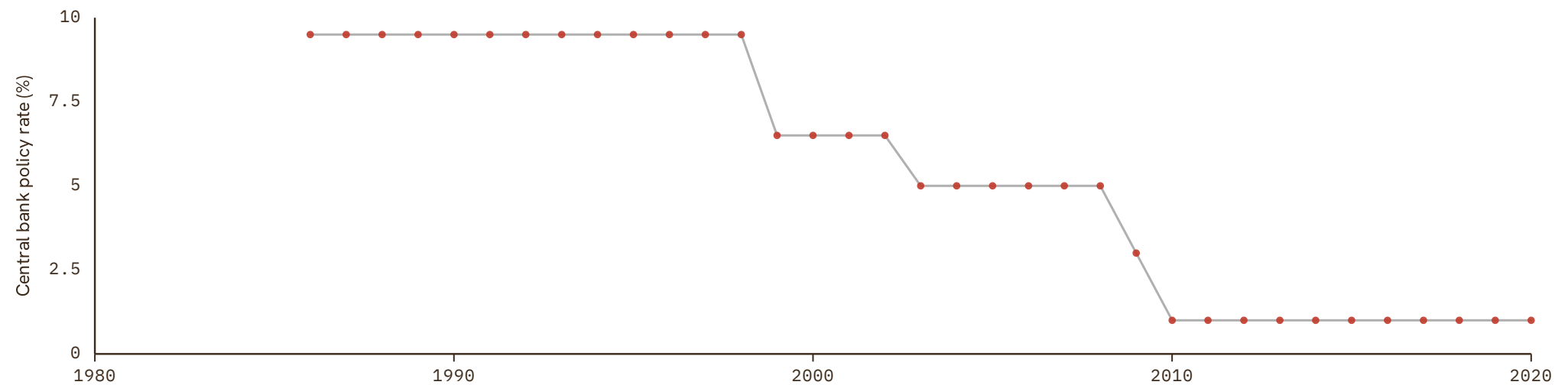
COVERAGE
1986–2020UNIT
in %

1 Source composition

SOURCE	CODE	TIME SPAN	NOTES
Grimm (2024)	Grimm	1986 - 2020	Baseline source, overlaps with anchor year 2018.

2 Harmonised series

— GMD estimate ● Grimm



Comoros

COVERAGE
1999-2022

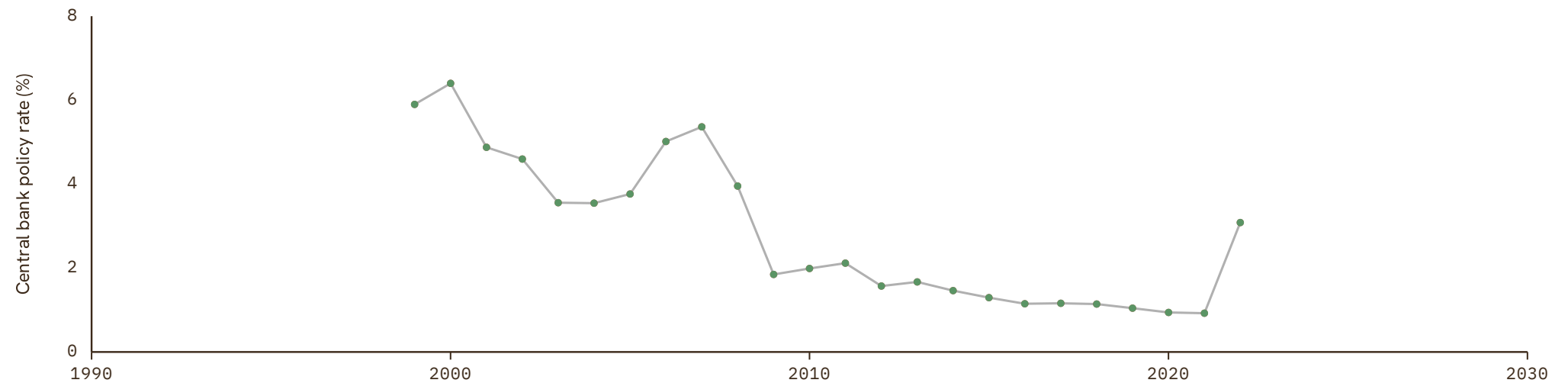
UNIT
in %

1 Source composition

SOURCE	CODE	TIME SPAN	NOTES
International Monetary Fund (2025)	IMF IFS	1999 - 2022	Baseline source, overlaps with anchor year 2018.

2 Harmonised series

— GMD estimate ● Grimm ● IMF IFS



Montserrat

COVERAGE
1994–2025

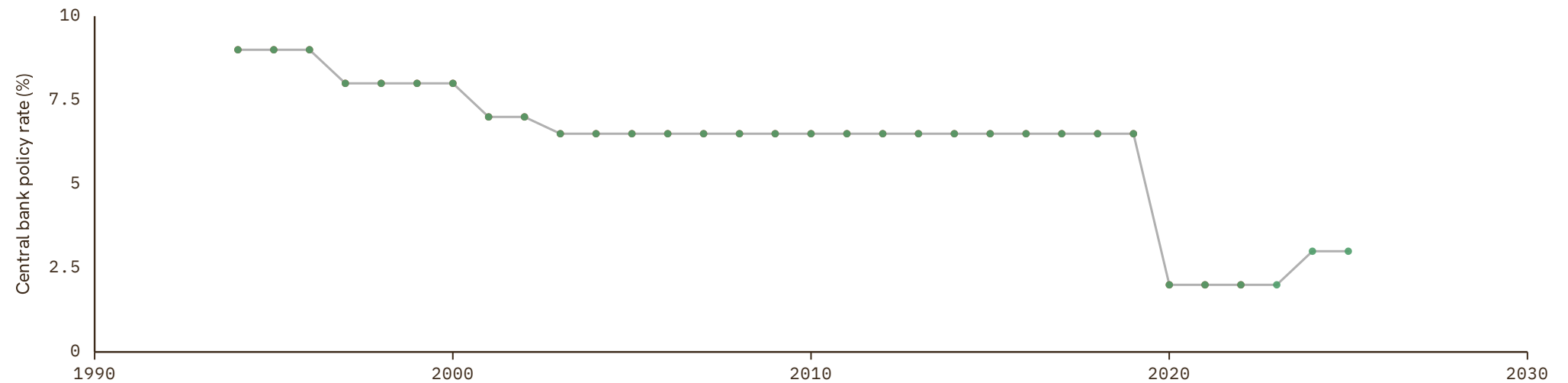
UNIT
in %

1 Source composition

SOURCE	CODE	TIME SPAN	NOTES
International Monetary Fund (2025)	IMF IFS	1994 - 2025	Baseline source, overlaps with anchor year 2018.

2 Harmonised series

— GMD estimate ● Grimm ● IMF IFS



Saint Kitts and Nevis

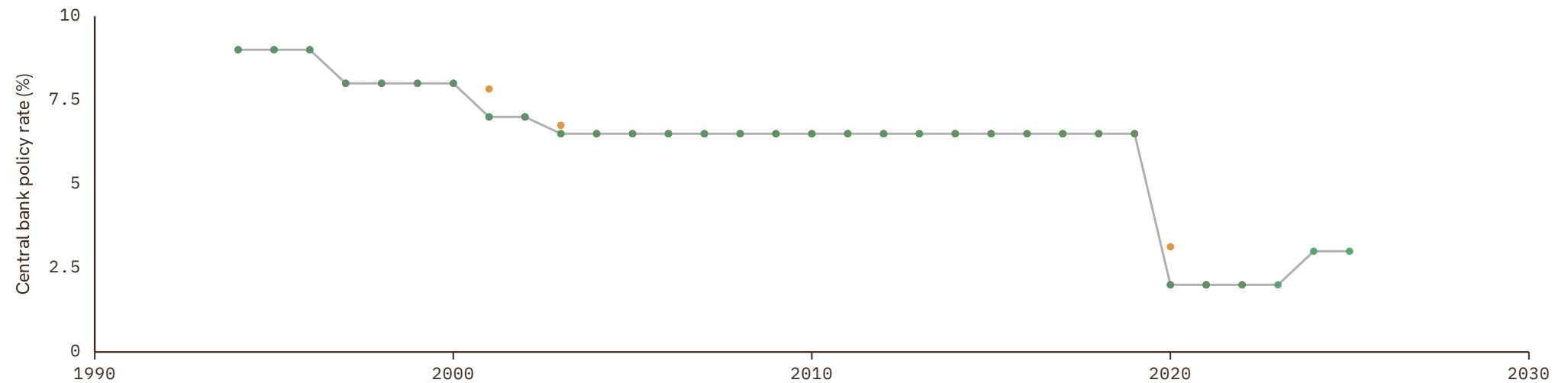
COVERAGE | UNIT
1994–2025 | in %

1 Source composition

SOURCE	CODE	TIME SPAN	NOTES
International Monetary Fund (2025)	IMF IFS	1994 - 2025	Baseline source, overlaps with anchor year 2018.

2 Harmonised series

— GMD estimate ● ECLAC ● Grimm ● IMF IFS



Saint Lucia

COVERAGE
1994–2025

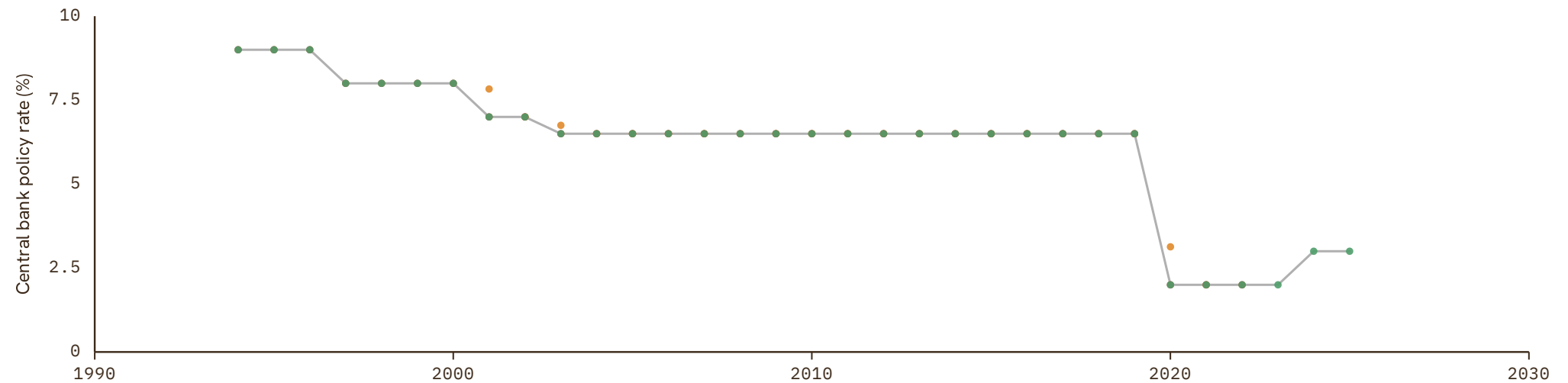
UNIT
in %

1 Source composition

SOURCE	CODE	TIME SPAN	NOTES
International Monetary Fund (2025)	IMF IFS	1994 - 2025	Baseline source, overlaps with anchor year 2018.

2 Harmonised series

— GMD estimate ● ECLAC ● Grimm ● IMF IFS



Saint Vincent and the Grenadines

COVERAGE
1994–2025

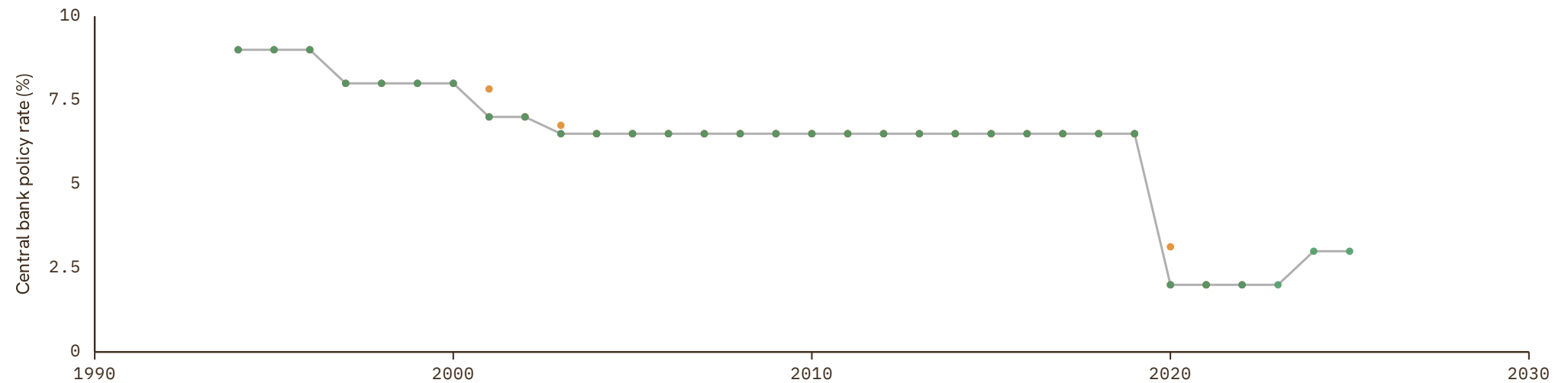
UNIT
in %

1 Source composition

SOURCE	CODE	TIME SPAN	NOTES
International Monetary Fund (2025)	IMF IFS	1994 - 2025	Baseline source, overlaps with anchor year 2018.

2 Harmonised series

— GMD estimate ● ECLAC ● Grimm ● IMF IFS



Vanuatu

COVERAGE
1998–2024UNIT
in %

1 Source composition

SOURCE	CODE	TIME SPAN	NOTES
Grimm (2024)	Grimm	1998 - 1998	Replacing using overlapping data in 1999.
International Monetary Fund (2025)	IMF IFS	1999 - 2024	Baseline source, overlaps with anchor year 2018.

2 Harmonised series

— GMD estimate | Source change ● Grimm ● IMF IFS



References

-
- BCEAO** BCEAO (2024). La Base des Données Economiques et Financières. <https://www.bceao.int/fr/content/la-base-des-donnees-economiques-et-financieres>
-
- BIS** Bank for Internl Settlements (2024). BIS Statistics. Bank for International Settlements. <https://www.bis.org/statistics/>
-
- CS1_CHE** Swiss National Bank (2009). Swiss National Bank Historical Time Series. <https://www.snb.ch/en/the-snb/mandates-goals/statistics/statistics-pub/publication-history/historical-time-series>
-
- CS1_DNK** Abildgren, Kim (2017). A Chart & Data Book on the Monetary and Financial History of Denmark. Working Paper. <https://sites.google.com/view/kim-abildgren/historical-statistics>
-
- CS1_GBR** Thomas, Ryland and Hills, Sally and Dimsdale, Nicholas (2010). The UK Recession in Context — What Do Three Centuries of Data Tell Us?. <https://ideas.repec.org/a/boe/qbullt/0032.html>
-
- CS1_ISR** Bank of Israel (2001). 2000 Statistical Data. <https://www.boi.org.il/en/communication-and-publications/regular-publications/annual-report-statistical-appendix-and-complementary-data/2000-statistical-data/>
-
- CS1_JPN** Bank of Japan (2024). Historical Statistics. Institute for Monetary and Economic Studies. <https://www.imes.boj.or.jp/en/historical/hstat/hstat.html>
-
- CS1_USA** Fed. Reserve Bank of St. Louis (2024). Federal Reserve Economic Data. <https://fred.stlouisfed.org/>
-
- CS2_CHE** Hist. Statistics of Switzerland (2012). Historical Statistics of Switzerland - National Accounting. Historical Statistics of Switzerland. <https://hssso.ch>
-
- CS2_DEU** Deutsche Bundesbank (1976). Deutsches Geld- und Bankwesen in Zahlen 1876-1945.
-
- CS2_ESP** Banco de España (2024). Historical and Statistical Database - Historical Series of the Spanish Economy. <https://repositorio.bde.es/handle/123456789/23358>
-
- CS2_FRA** Levy-Garboua, Vivien and Monnet, Eric (2016). Les Taux d'Intérêts en France: Une Perspective Historique.
-
- CS2_ISL** Statistics Iceland (1997). Hagskinna — Icelandic Historical Statistics from the 17th Century to 1990. Hagstofa Íslands. <https://baekur.is/bok/8f318e69-dc49-4a9f-a8ec-805b2352bad0>
-
- CS2_ITA** Piselli, Paola and Vercelli, Fabio (2023). I Titoli Pubblici nei Bilanci delle Banche 1890-2016. Banca d'Italia. <https://www.bancaditalia.it/statistiche/tematiche/stat-storiche/stat-storiche-moneta/index.html>
-
- CS2_NOR** Eitrheim, Øyvind and Klovland, Jan T. and Qvigstad, Jan F. (2023). Historical Monetary and Financial Statistics for Norway. Norges Bank. <https://www.norges-bank.no/en/news-events/news-publications/Papers/Occasional-Papers/57-historical-monetary-and-financial-statistics/>
-
- CS3_AUS** Foster, R. A. (1996). Australian Economic Statistics 1949-50 to 1994-95. Reserve Bank of Australia. <https://www.rba.gov.au/statistics/frequency/occ-paper-8.html>
-
- CS5_DEU** Holtfrerich, Carl-Ludwig (1980). Die deutsche Inflation 1914 bis 1923.
-
- ECLAC** United Nations (2024). Economic Commission for Latin America and the Caribbean Statistics. <https://www.cepal.org/en>
-
- FZ** Marc Flandreau and Frédéric Zumer (2004). The Making of Global Finance 1880-1913. OECD. <https://www.oecd-ilibrary.org/content/publication/9789264015364-en>
-
- Grimm** Grimm, Maximilian (2024). The Effect of Monetary Policy on Systemic Bank Funding Stability. University of Bonn and University of Cologne, Germany. <https://ideas.repec.org/p/ajk/ajkdps/341.html>
-

References

Homer_Sylla Homer, S. and Sylla, R.E. (1996). A History of Interest Rates. Rutgers University Press. <https://books.google.com.sg/books?id=w3hmC17-em4C>

IHD Ellison, Martin and Lee, Sang Seok and O'Rourke, Kevin Hjortshøj (2024). The Ends of 27 Big Depressions. <https://ideas.repec.org/a/aea/aecrev/v114y2024i1p134-68.html>

IMF_IFS International Monetary Fund (2025). IMF Data Portal. .

NBS National Bank of Serbia (2024). South-Eastern European Monetary and Economic Statistics from the 19th Century to World War II. <https://www.nbs.rs/en/drugi-nivo-navigacije/publikacije-i-istrazivanja/seemhn/seemhn-dctf/>

OECD_EO OECD (2024). OECD Economic Outlook Data. <https://www.oecd.org/en/topics/sub-issues/economic-outlook.html>

OECD_MEI_ARC OECD (1986). OECD Main Economic Indicators - Historical Statistics. https://archive.org/details/pub_oecd-main-economic-indicators-historical-statistics
