

# Central Government Debt To GDP

*in %*

---

RELEASE

2026\_07

COVERAGE

1670 - 2026

## CENTRAL GOVERNMENT DEBT IN PERCENT OF GDP (%)

---

Afghanistan	10
Albania	11
Algeria	12
Angola	13
Argentina	14
Armenia	15
Australia	16
Austria	17
Azerbaijan	18
Bahamas	19
Bahrain	20
Bangladesh	21
Barbados	22
Belarus	23
Belgium	24
Belize	25
Benin	26
Bhutan	27
Bolivia	28
Bosnia and Herzegovina	29
Botswana	30
Brazil	31
Brunei	32
Bulgaria	33

## CENTRAL GOVERNMENT DEBT IN PERCENT OF GDP (%)

---

Burkina Faso	34
Burundi	35
Cambodia	36
Cameroon	37
Canada	38
Cape Verde	39
Central African Republic	40
Chad	41
Chile	42
China	43
Colombia	44
Costa Rica	45
Croatia	46
Cyprus	47
Czech Republic	48
Democratic Republic of the Congo	49
Denmark	50
Djibouti	51
Dominica	52
Dominican Republic	53
Ecuador	54
Egypt	55
El Salvador	56
Equatorial Guinea	57

## CENTRAL GOVERNMENT DEBT IN PERCENT OF GDP (%)

---

Eritrea	58
Estonia	59
Eswatini	60
Ethiopia	61
Fiji	62
Finland	63
France	64
Gabon	65
Gambia	66
Georgia	67
Germany	68
Ghana	69
Greece	70
Grenada	71
Guatemala	72
Guinea	73
Guinea-Bissau	74
Guyana	75
Haiti	76
Honduras	77
Hong Kong	78
Hungary	79
Iceland	80
India	81

## CENTRAL GOVERNMENT DEBT IN PERCENT OF GDP (%)

---

Indonesia	82
Iran	83
Iraq	84
Ireland	85
Israel	86
Italy	87
Ivory Coast	88
Jamaica	89
Japan	90
Jordan	91
Kazakhstan	92
Kenya	93
Kuwait	94
Kyrgyzstan	95
Laos	96
Latvia	97
Lebanon	98
Lesotho	99
Liberia	100
Libya	101
Lithuania	102
Luxembourg	103
Macedonia	104
Madagascar	105

## CENTRAL GOVERNMENT DEBT IN PERCENT OF GDP (%)

---

Malawi	106
Malaysia	107
Maldives	108
Mali	109
Malta	110
Mauritania	111
Mauritius	112
Mexico	113
Moldova	114
Mongolia	115
Montenegro	116
Morocco	117
Mozambique	118
Myanmar	119
Namibia	120
Nepal	121
Netherlands	122
Netherlands Antilles	123
New Zealand	124
Nicaragua	125
Niger	126
Nigeria	127
Norway	128
Oman	129

## CENTRAL GOVERNMENT DEBT IN PERCENT OF GDP (%)

---

Pakistan	130
Panama	131
Papua New Guinea	132
Paraguay	133
Peru	134
Philippines	135
Poland	136
Portugal	137
Qatar	138
Republic of the Congo	139
Romania	140
Russian Federation	141
Rwanda	142
Sao Tome and Principe	143
Saudi Arabia	144
Senegal	145
Seychelles	146
Sierra Leone	147
Singapore	148
Slovakia	149
Slovenia	150
Somalia	151
South Africa	152
South Korea	153

## CENTRAL GOVERNMENT DEBT IN PERCENT OF GDP (%)

---

Spain	154
Sri Lanka	155
Sudan	156
Suriname	157
Sweden	158
Switzerland	159
Syria	160
Taiwan	161
Tajikistan	162
Thailand	163
Timor-Leste	164
Togo	165
Trinidad and Tobago	166
Tunisia	167
Turkey	168
Turkmenistan	169
Uganda	170
Ukraine	171
United Arab Emirates	172
United Kingdom	173
United States	174
Uruguay	175
Venezuela	176
Vietnam	177

## CENTRAL GOVERNMENT DEBT IN PERCENT OF GDP (%)

---

Yemen	178
Zambia	179
Zimbabwe	180
Andorra	181
Antigua and Barbuda	182
Comoros	183
Kiribati	184
Marshall Islands	185
Micronesia (Federated States of)	186
Palau	187
Saint Kitts and Nevis	188
Saint Lucia	189
Saint Vincent and the Grenadines	190
Samoa	191
San Marino	192
Solomon Islands	193
Tonga	194
Vanuatu	195
References	196

# Afghanistan

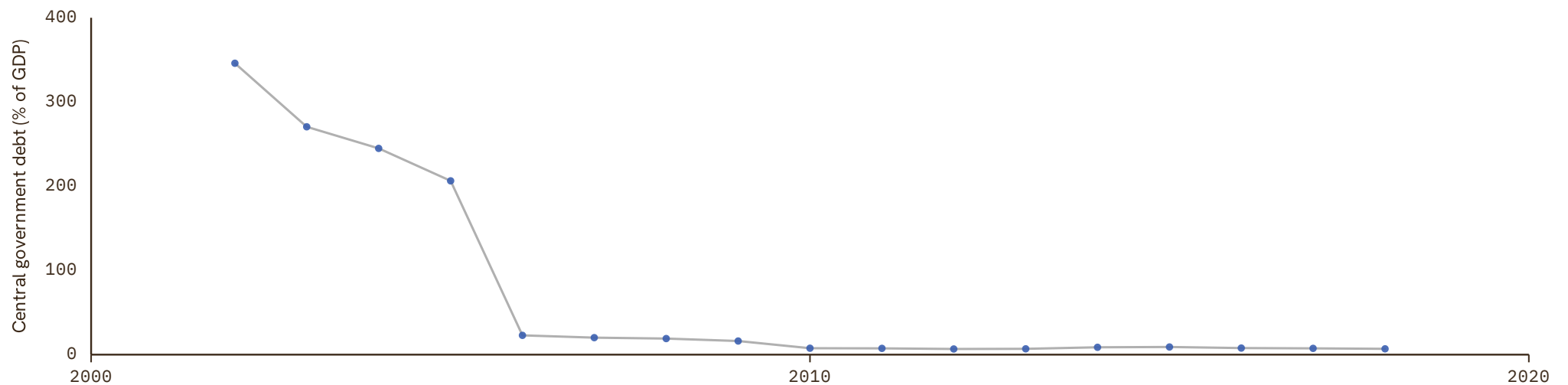
COVERAGE  
2002–2018UNIT  
in %

## 1 Source composition

SOURCE	CODE	TIME SPAN	NOTES
<a href="#">Samba Mbaye et al. (2018)</a>	IMF GDD	2002 - 2018	Baseline source, overlaps with anchor year 2015.

## 2 Harmonised series

— GMD estimate ● IMF GDD



# Albania

COVERAGE  
1994-2024

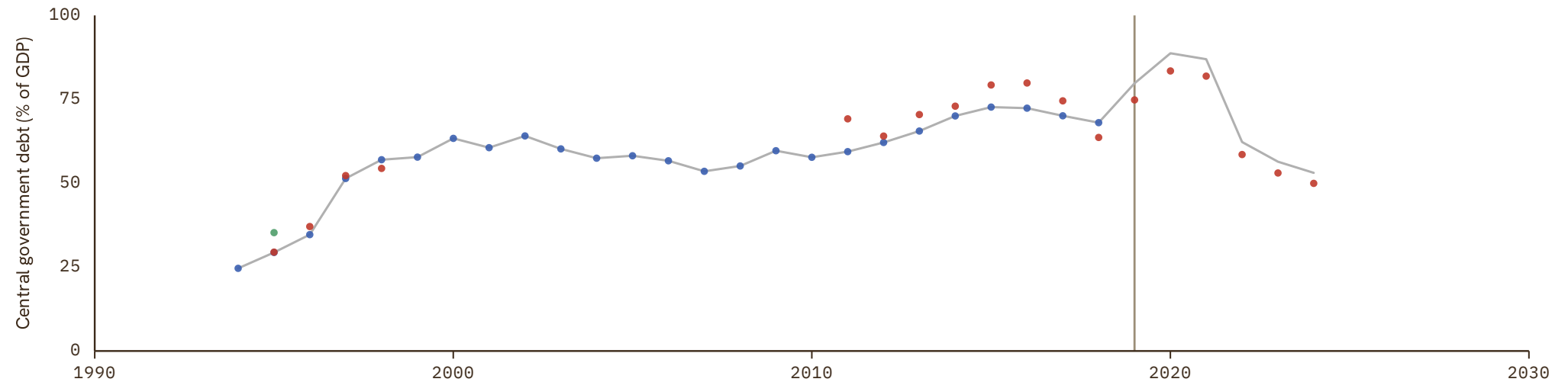
UNIT  
in %

## 1 Source composition

SOURCE	CODE	TIME SPAN	NOTES
<a href="#">Samba Mbaye et al. (2018)</a>	IMF GDD	1994 - 2018	Baseline source, overlaps with anchor year 2015.
<a href="#">World Bank (2024)</a>	WDI	2019 - 2024	Ratio-spliced using overlapping data in 2025: (ratio = 100%).

## 2 Harmonised series

— GMD estimate | Source change ● IMF GDD ● WDI ● WDI ARC



# Algeria

COVERAGE  
1964-2018

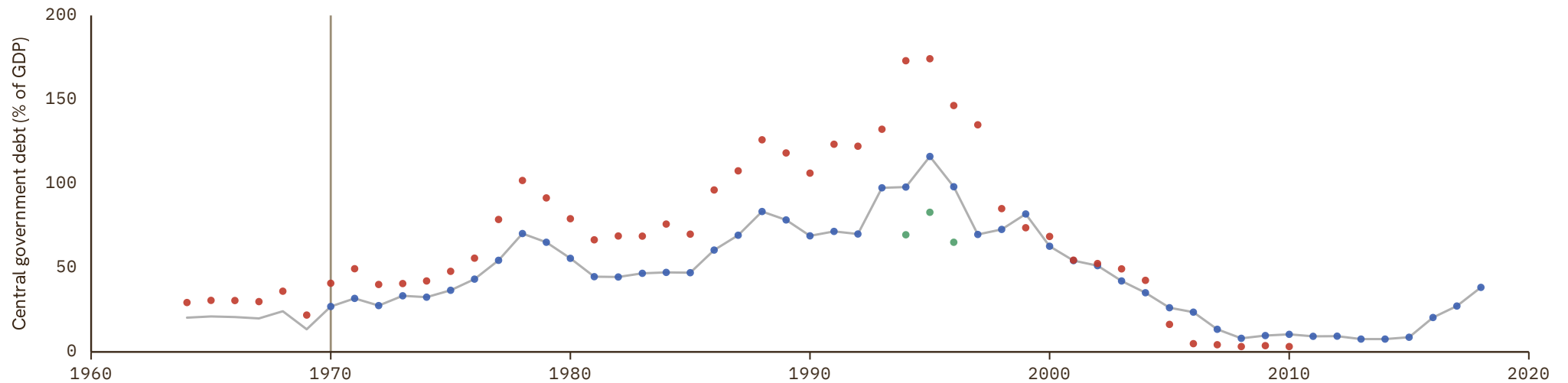
UNIT  
in %

## 1 Source composition

SOURCE	CODE	TIME SPAN	NOTES
<a href="#">Carmen M. Reinhart et al. (2009)</a>	RR	1964 - 1969	Ratio-spliced using overlapping data in 1970: (ratio = 100%).
<a href="#">Samba Mbaye et al. (2018)</a>	IMF GDD	1970 - 2018	Baseline source, overlaps with anchor year 2015.

## 2 Harmonised series

— GMD estimate | Source change ● IMF GDD ● RR ● WDI ARC



# Angola

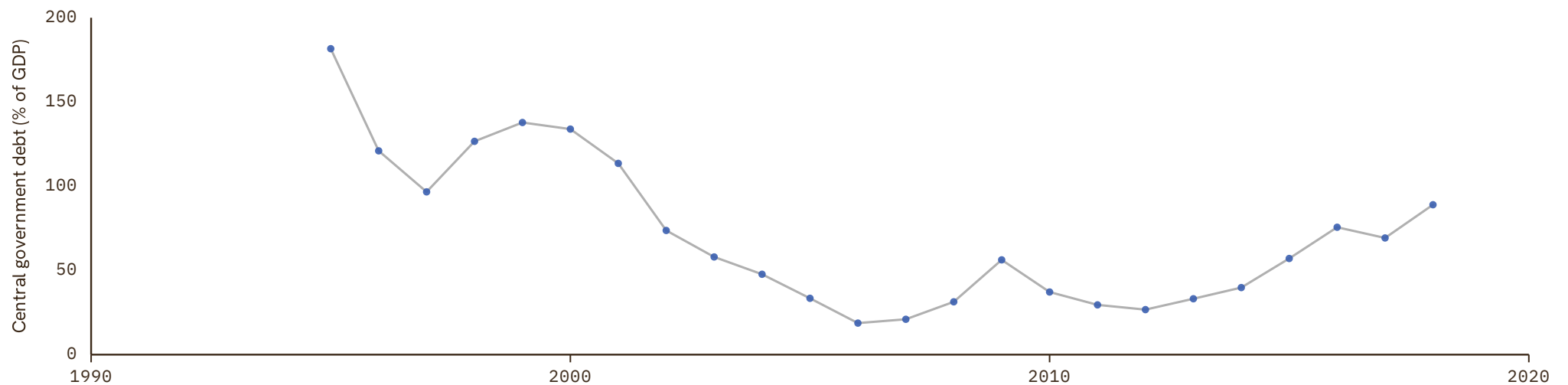
COVERAGE  
1995–2018UNIT  
in %

## 1 Source composition

SOURCE	CODE	TIME SPAN	NOTES
<a href="#">Samba Mbaye et al. (2018)</a>	IMF GDD	1995 - 2018	Baseline source, overlaps with anchor year 2015.

## 2 Harmonised series

— GMD estimate ● IMF GDD



# Argentina

COVERAGE  
1824–2018

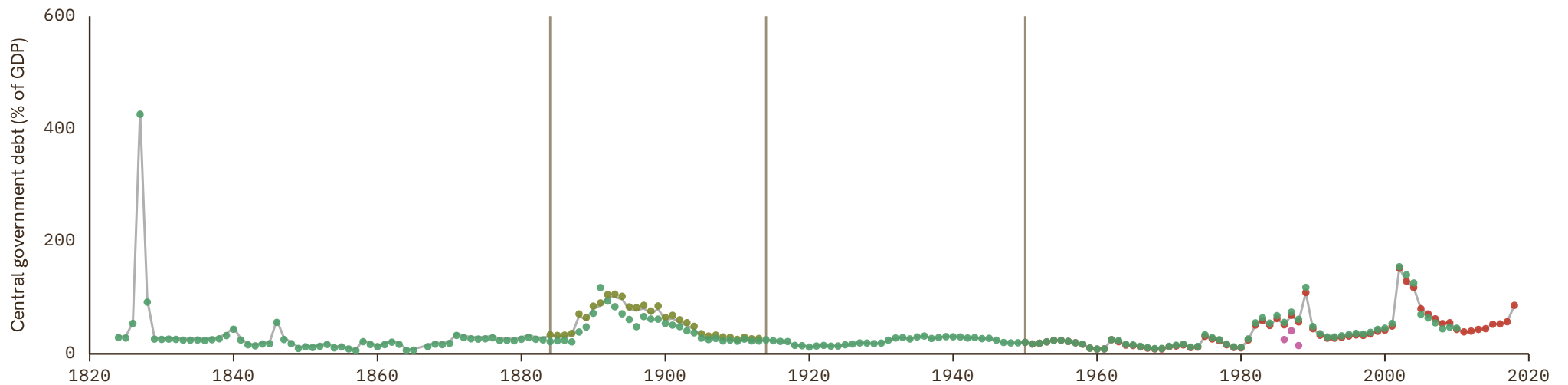
UNIT  
in %

## 1 Source composition

SOURCE	CODE	TIME SPAN	NOTES
<a href="#">Carmen M. Reinhart et al. (2009)</a>	RR	1824 - 1883	Ratio-spliced using overlapping data in 1884: (ratio = 100%).
<a href="#">Marc Flandreau et al. (2004)</a>	FZ	1884 - 1913	Ratio-spliced using overlapping data in 1914: (ratio = 100%).
<a href="#">Carmen M. Reinhart et al. (2009)</a>	RR	1914 - 1949	Ratio-spliced using overlapping data in 1950: (ratio = 100%).
<a href="#">Samba Mbaye et al. (2018)</a>	IMF GDD	1950 - 2018	Baseline source, overlaps with anchor year 2015.

## 2 Harmonised series

— GMD estimate | Source change ● FZ ● IMF GDD ● RR ● WDI ARC



# Armenia

COVERAGE  
1996–2024

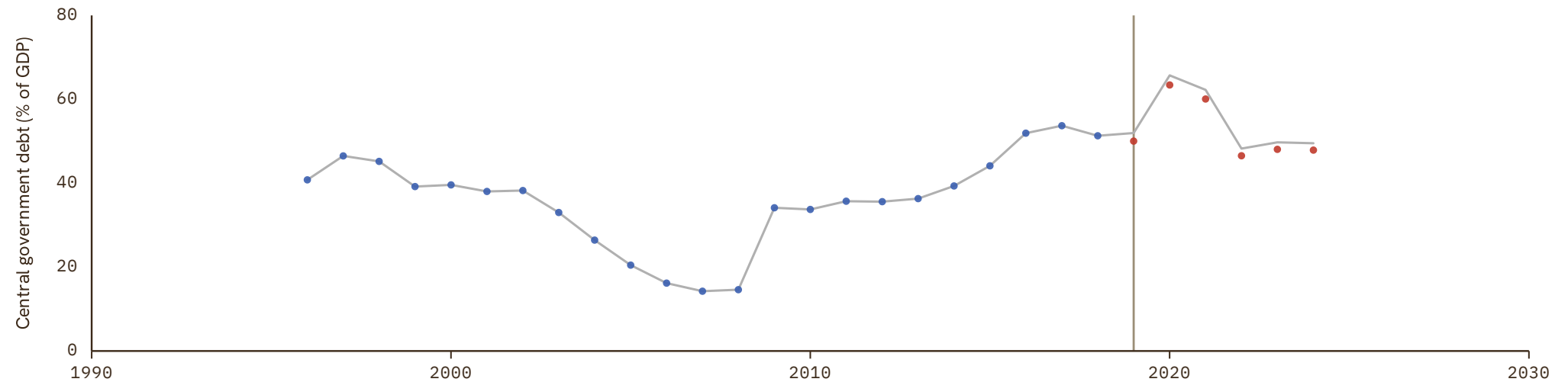
UNIT  
in %

## 1 Source composition

SOURCE	CODE	TIME SPAN	NOTES
<a href="#">Samba Mbaye et al. (2018)</a>	IMF GDD	1996 - 2018	Baseline source, overlaps with anchor year 2015.
<a href="#">World Bank (2024)</a>	WDI	2019 - 2024	Ratio-spliced using overlapping data in 2025: (ratio = 100%).

## 2 Harmonised series

— GMD estimate | | Source change ● IMF GDD ● WDI



# Australia

COVERAGE  
1861-2022

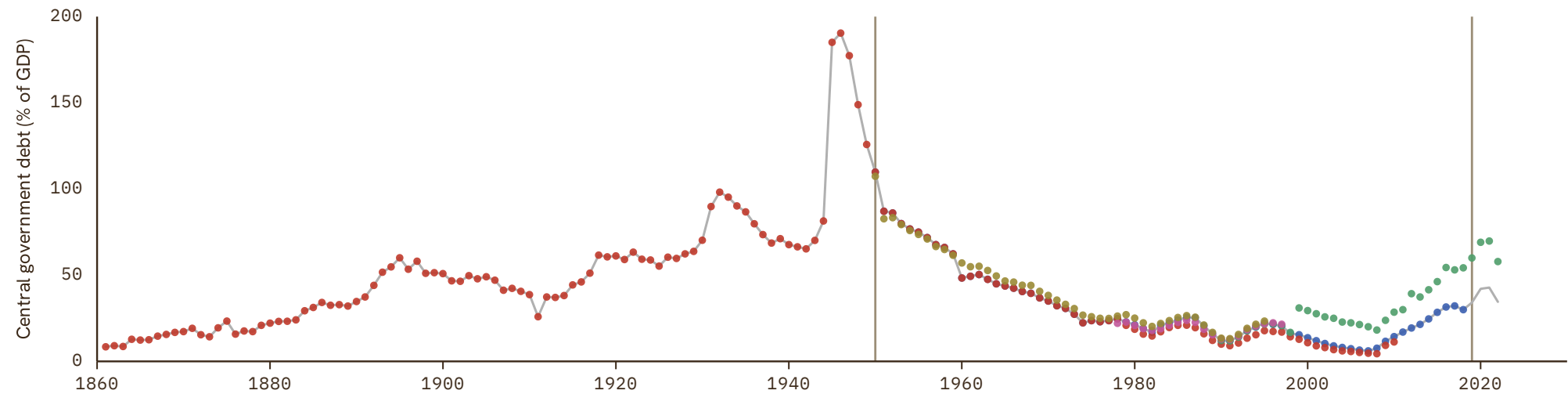
UNIT  
in %

## 1 Source composition

SOURCE	CODE	TIME SPAN	NOTES
<a href="#">Carmen M. Reinhart et al. (2009)</a>	RR	1861 - 1949	Ratio-spliced using overlapping data in 1950: (ratio = 100%).
<a href="#">Samba Mbaye et al. (2018)</a>	IMF GDD	1950 - 2018	Baseline source, overlaps with anchor year 2015.
<a href="#">World Bank (2024)</a>	WDI	2019 - 2022	Ratio-spliced using overlapping data in 2023: (ratio = 100%).

## 2 Harmonised series

— GMD estimate | Source change ● IMF GDD ● RR ● WDI ● WDI ARC ● CS3



# Austria

COVERAGE  
1880–2023

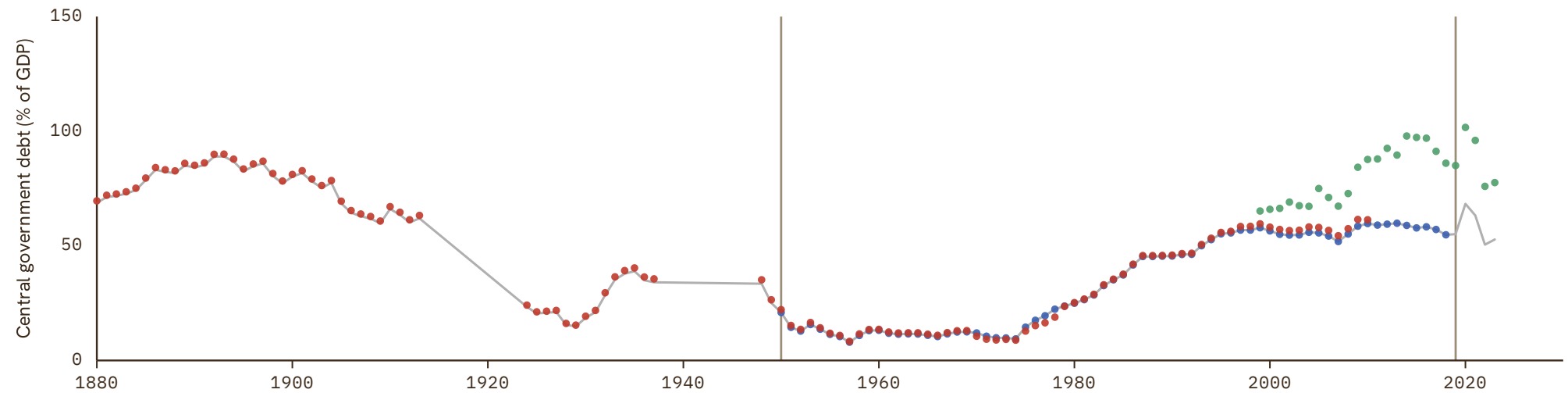
UNIT  
in %

## 1 Source composition

SOURCE	CODE	TIME SPAN	NOTES
<a href="#">Carmen M. Reinhart et al. (2009)</a>	RR	1880 - 1949	Ratio-spliced using overlapping data in 1950: (ratio = 100%).
<a href="#">Samba Mbaye et al. (2018)</a>	IMF GDD	1950 - 2018	Baseline source, overlaps with anchor year 2015.
<a href="#">World Bank (2024)</a>	WDI	2019 - 2023	Ratio-spliced using overlapping data in 2024: (ratio = 100%).

## 2 Harmonised series

— GMD estimate | Source change ● IMF GDD ● RR ● WDI



# Azerbaijan

COVERAGE  
1994–2021

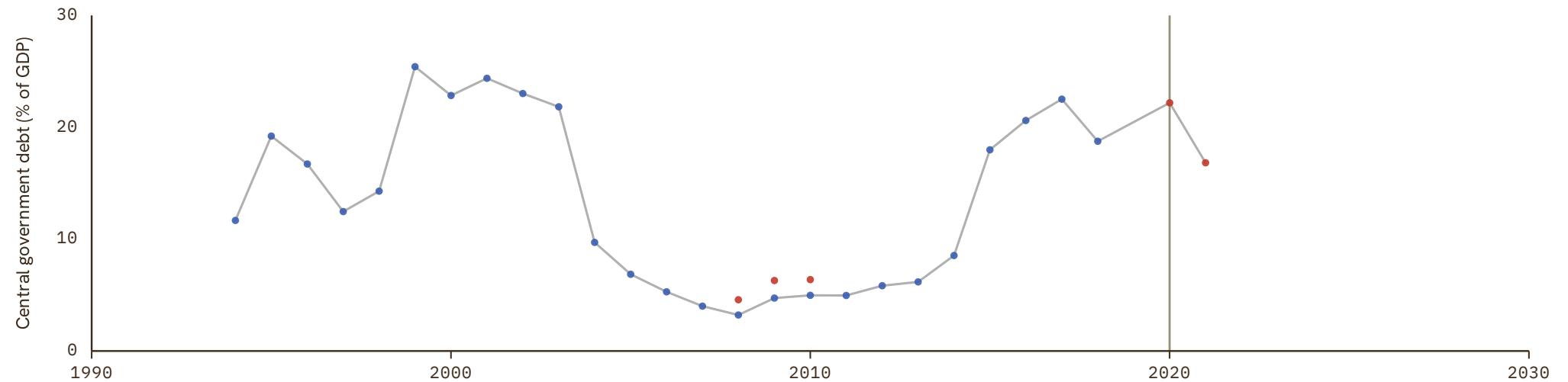
UNIT  
in %

## 1 Source composition

SOURCE	CODE	TIME SPAN	NOTES
<a href="#">Samba Mbaye et al. (2018)</a>	IMF GDD	1994 - 2018	Baseline source, overlaps with anchor year 2015.
<a href="#">World Bank (2024)</a>	WDI	2020 - 2021	Ratio-spliced using overlapping data in 2022: (ratio = 100%).

## 2 Harmonised series

— GMD estimate | Source change ● IMF GDD ● WDI



# Bahamas

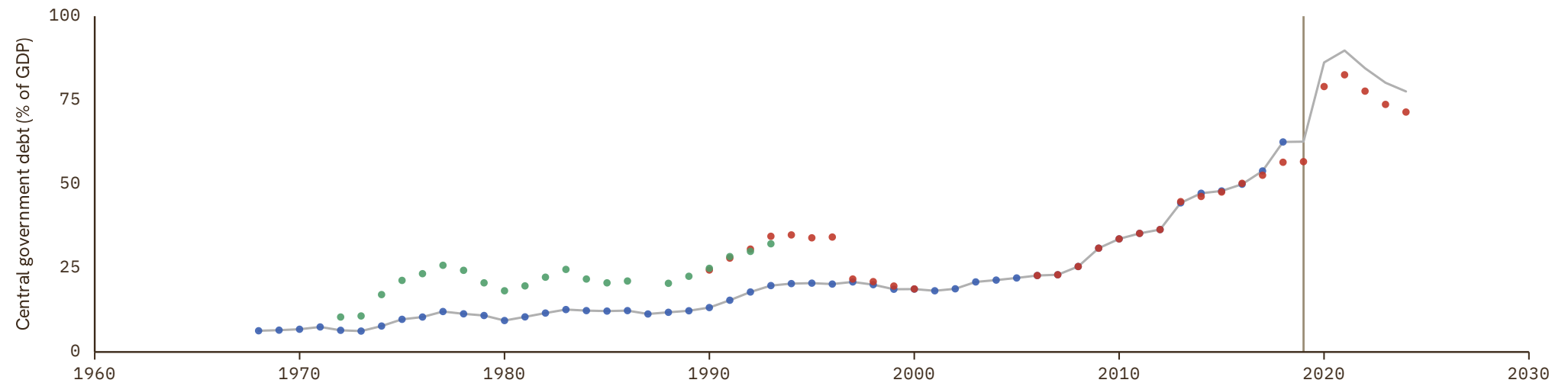
COVERAGE | UNIT  
1968-2024 | in %

## 1 Source composition

SOURCE	CODE	TIME SPAN	NOTES
<a href="#">Samba Mbaye et al. (2018)</a>	IMF GDD	1968 - 2018	Baseline source, overlaps with anchor year 2015.
<a href="#">World Bank (2024)</a>	WDI	2019 - 2024	Ratio-spliced using overlapping data in 2025: (ratio = 100%).

## 2 Harmonised series

— GMD estimate | | Source change ● IMF GDD ● WDI ● WDI ARC



# Bahrain

COVERAGE  
1974–2020

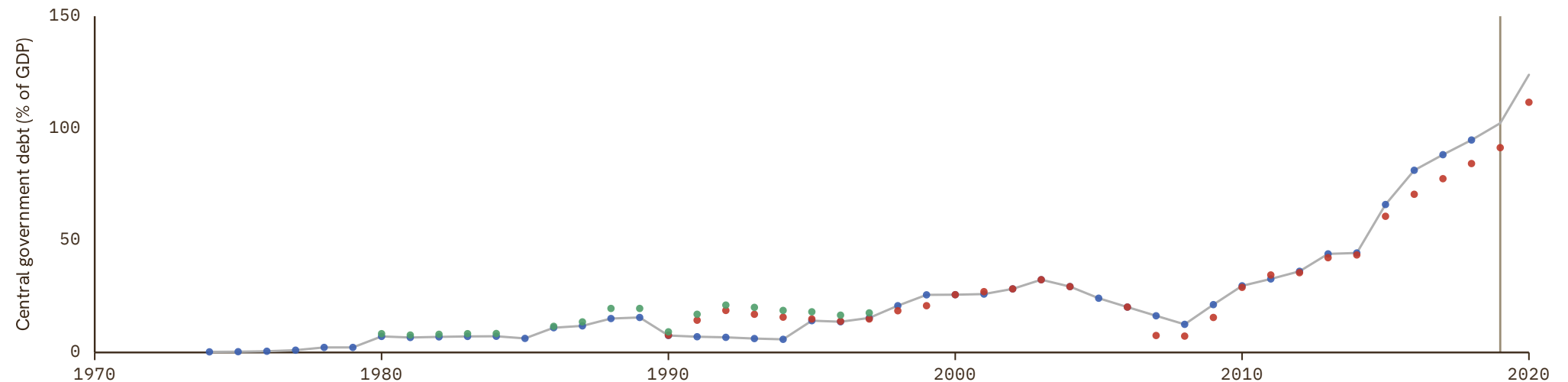
UNIT  
in %

## 1 Source composition

SOURCE	CODE	TIME SPAN	NOTES
<a href="#">Samba Mbaye et al. (2018)</a>	IMF GDD	1974 - 2018	Baseline source, overlaps with anchor year 2015.
<a href="#">World Bank (2024)</a>	WDI	2019 - 2020	Ratio-spliced using overlapping data in 2021: (ratio = 100%).

## 2 Harmonised series

— GMD estimate | Source change ● IMF GDD ● WDI ● WDI ARC



# Bangladesh

COVERAGE  
1973–2018

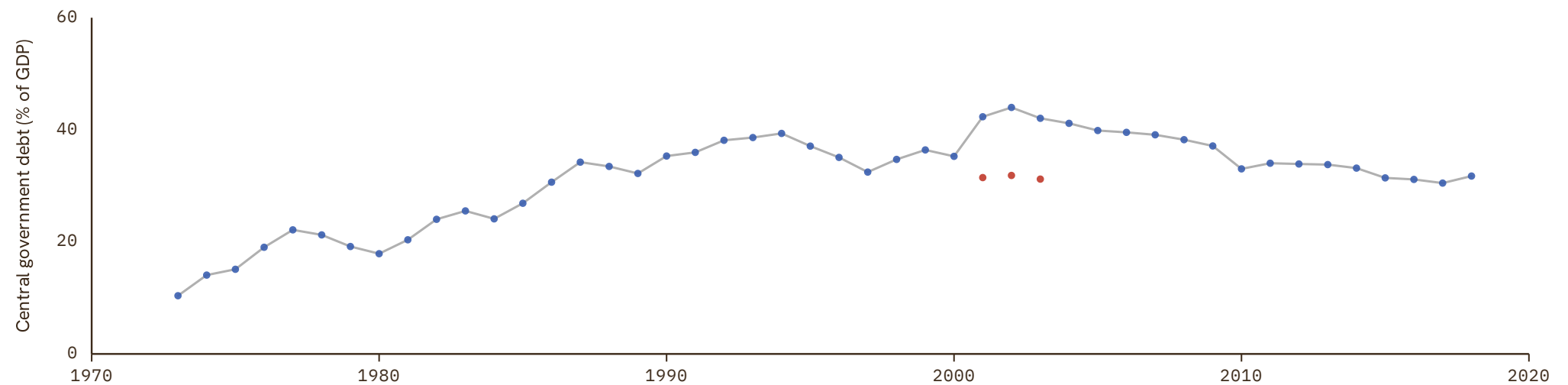
UNIT  
in %

## 1 Source composition

SOURCE	CODE	TIME SPAN	NOTES
<a href="#">Samba Mbaye et al. (2018)</a>	IMF GDD	1973 - 2018	Baseline source, overlaps with anchor year 2015.

## 2 Harmonised series

— GMD estimate    ● IMF GDD    ● WDI



# Barbados

COVERAGE  
1970–2018

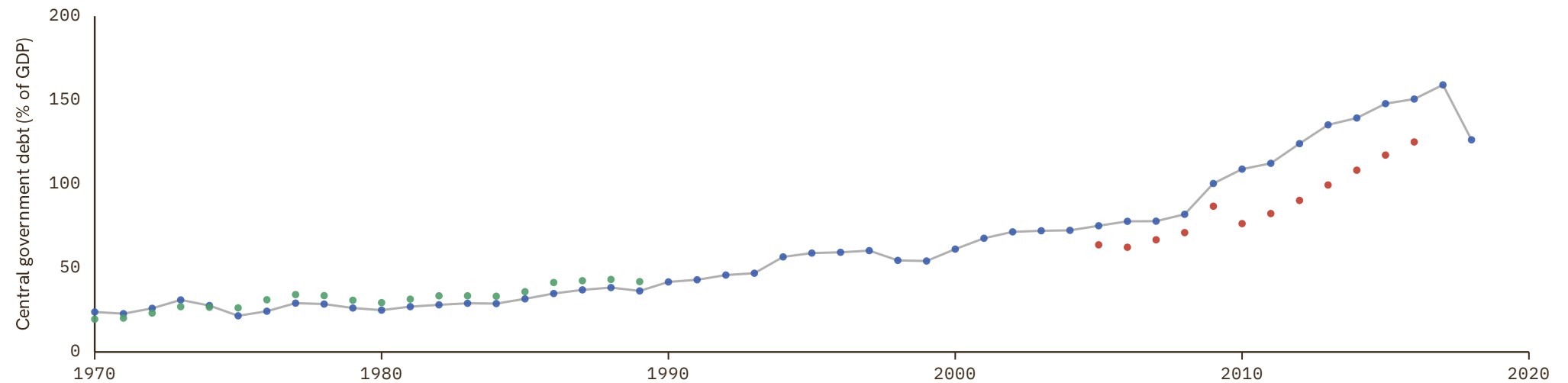
UNIT  
in %

## 1 Source composition

SOURCE	CODE	TIME SPAN	NOTES
Samba Mbaye et al. (2018)	IMF GDD	1970 - 2018	Baseline source, overlaps with anchor year 2015.

## 2 Harmonised series

— GMD estimate   ● IMF GDD   ● WDI   ● WDI ARC



# Belarus

COVERAGE  
1992–2019

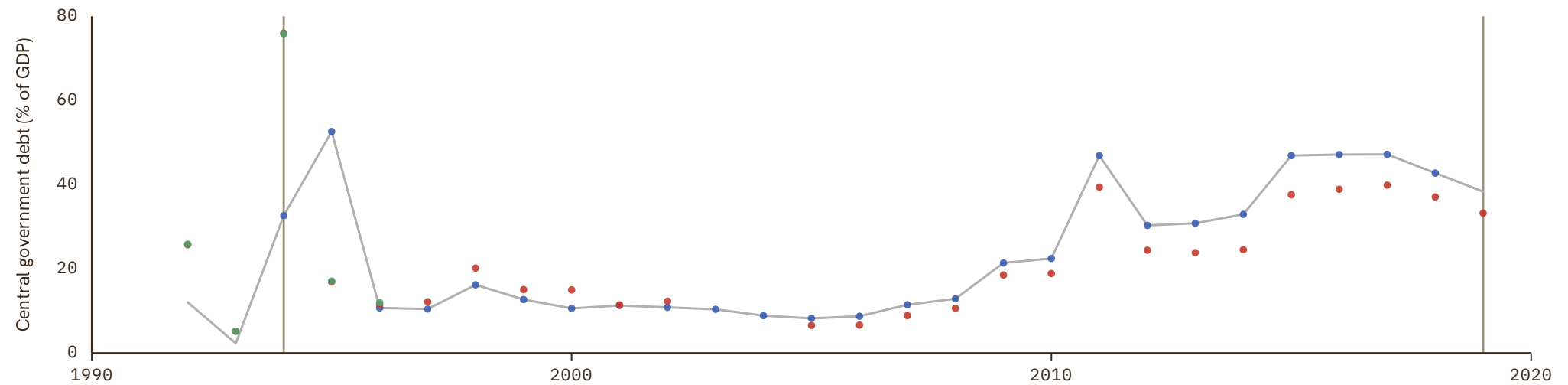
UNIT  
in %

## 1 Source composition

SOURCE	CODE	TIME SPAN	NOTES
<a href="#">World Bank (2024)</a>	WDI	1992 - 1993	Ratio-spliced using overlapping data in 1994: (ratio = 100%).
<a href="#">Samba Mbaye et al. (2018)</a>	IMF GDD	1994 - 2018	Baseline source, overlaps with anchor year 2015.
<a href="#">World Bank (2024)</a>	WDI	2019 - 2019	Ratio-spliced using overlapping data in 2020: (ratio = 100%).

## 2 Harmonised series

— GMD estimate | Source change ● IMF GDD ● WDI ● WDI ARC



# Belgium

COVERAGE  
1835–2022

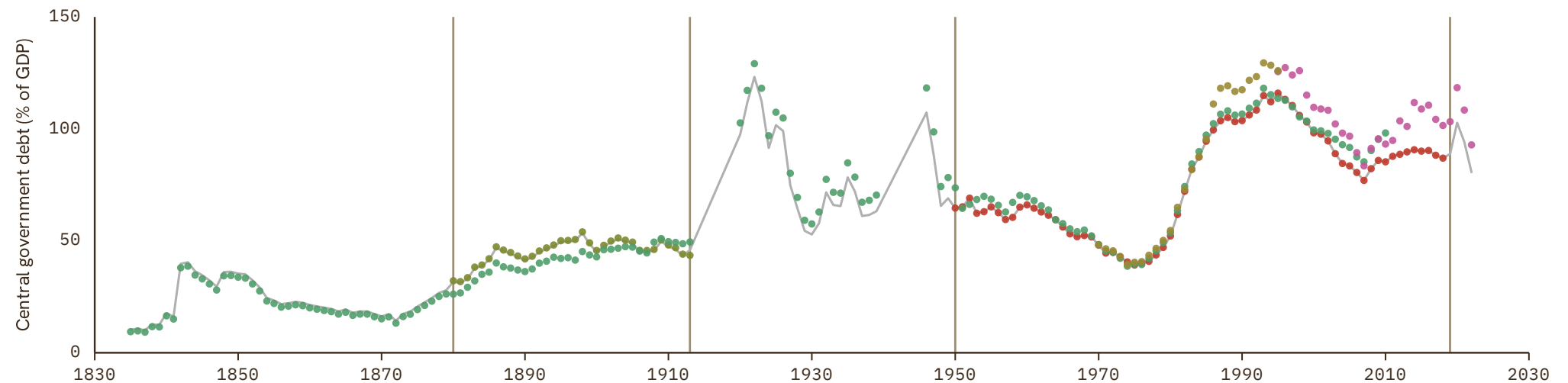
UNIT  
in %

## 1 Source composition

SOURCE	CODE	TIME SPAN	NOTES
<a href="#">Carmen M. Reinhart et al. (2009)</a>	RR	1835 - 1879	Ratio-spliced using overlapping data in 1880: (ratio = 100%).
<a href="#">Marc Flandreau et al. (2004)</a>	FZ	1880 - 1912	Ratio-spliced using overlapping data in 1913: (ratio = 100%).
<a href="#">Carmen M. Reinhart et al. (2009)</a>	RR	1913 - 1949	Ratio-spliced using overlapping data in 1950: (ratio = 100%).
<a href="#">Samba Mbaye et al. (2018)</a>	IMF GDD	1950 - 2018	Baseline source, overlaps with anchor year 2015.
<a href="#">World Bank (2024)</a>	WDI	2019 - 2022	Ratio-spliced using overlapping data in 2023: (ratio = 100%).

## 2 Harmonised series

— GMD estimate | Source change ● FZ ● IMF GDD ● RR ● WDI ● WDI ARC



# Belize

COVERAGE  
1976-2018

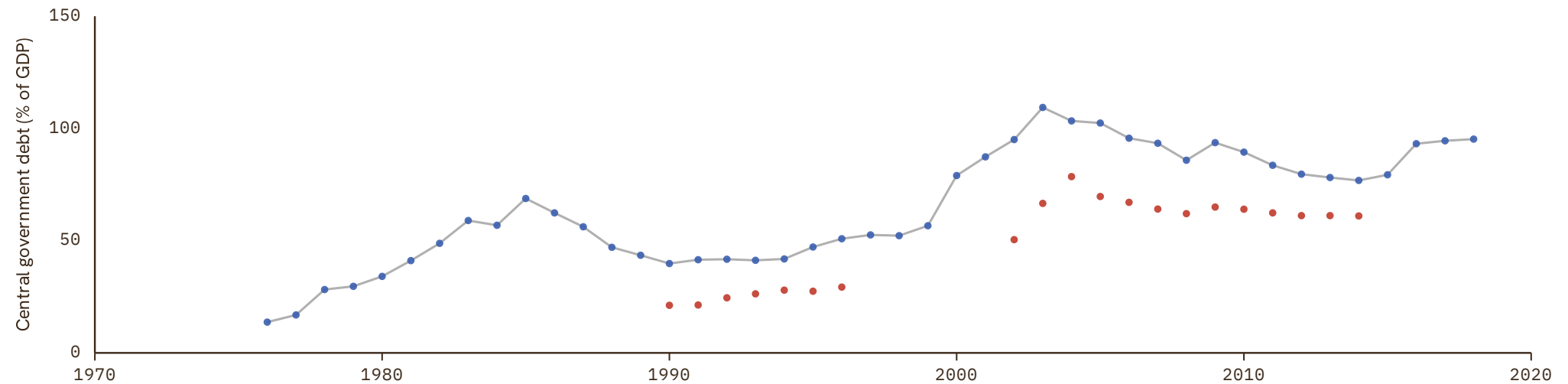
UNIT  
in %

## 1 Source composition

SOURCE	CODE	TIME SPAN	NOTES
<a href="#">Samba Mbaye et al. (2018)</a>	IMF GDD	1976 - 2018	Baseline source, overlaps with anchor year 2015.

## 2 Harmonised series

— GMD estimate   ● IMF GDD   ● WDI



# Benin

COVERAGE  
1970–2022

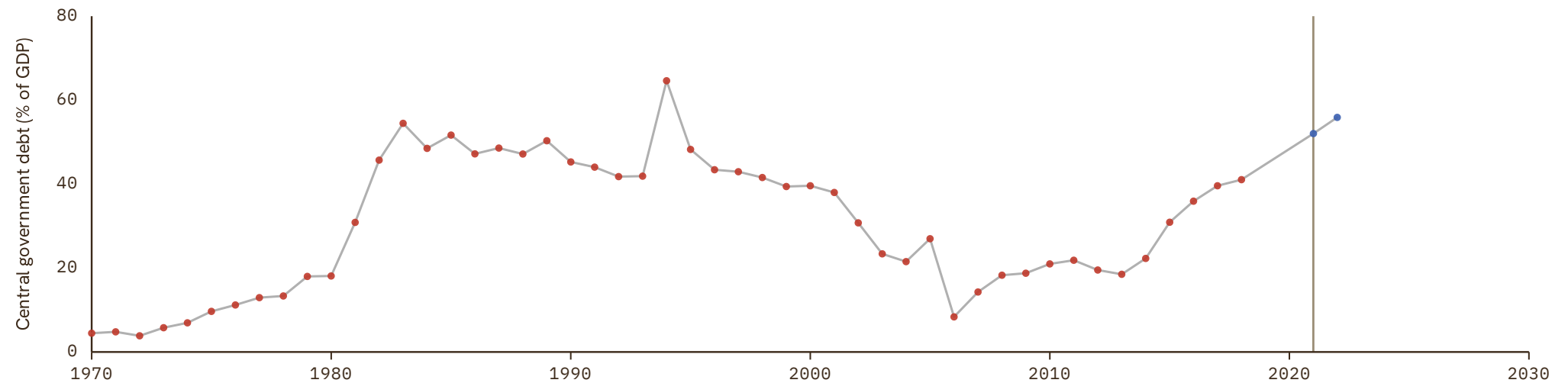
UNIT  
in %

## 1 Source composition

SOURCE	CODE	TIME SPAN	NOTES
<a href="#">Samba Mbaye et al. (2018)</a>	IMF GDD	1970 - 2018	Baseline source, overlaps with anchor year 2015.
<a href="#">African Union (2024)</a>	AFRISTAT	2021 - 2022	Ratio-spliced using overlapping data in 2023: (ratio = 100%).

## 2 Harmonised series

— GMD estimate | Source change ● AFRISTAT ● IMF GDD



# Bhutan

COVERAGE  
1982-2020

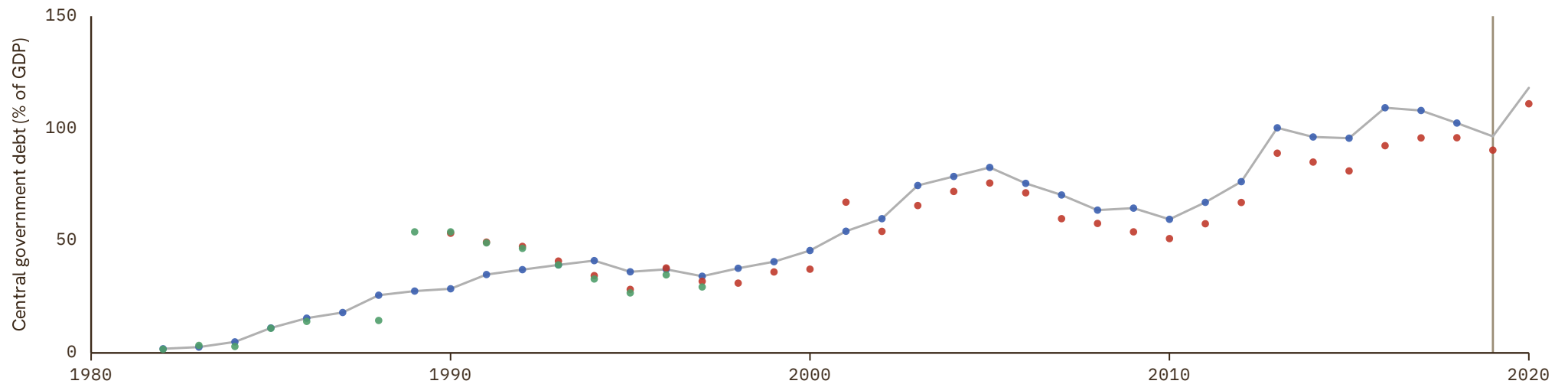
UNIT  
in %

## 1 Source composition

SOURCE	CODE	TIME SPAN	NOTES
<a href="#">Samba Mbaye et al. (2018)</a>	IMF GDD	1982 - 2018	Baseline source, overlaps with anchor year 2015.
<a href="#">World Bank (2024)</a>	WDI	2019 - 2020	Ratio-spliced using overlapping data in 2021: (ratio = 100%).

## 2 Harmonised series

— GMD estimate | | Source change ● IMF GDD ● WDI ● WDI ARC



# Bolivia

COVERAGE  
1914–2018

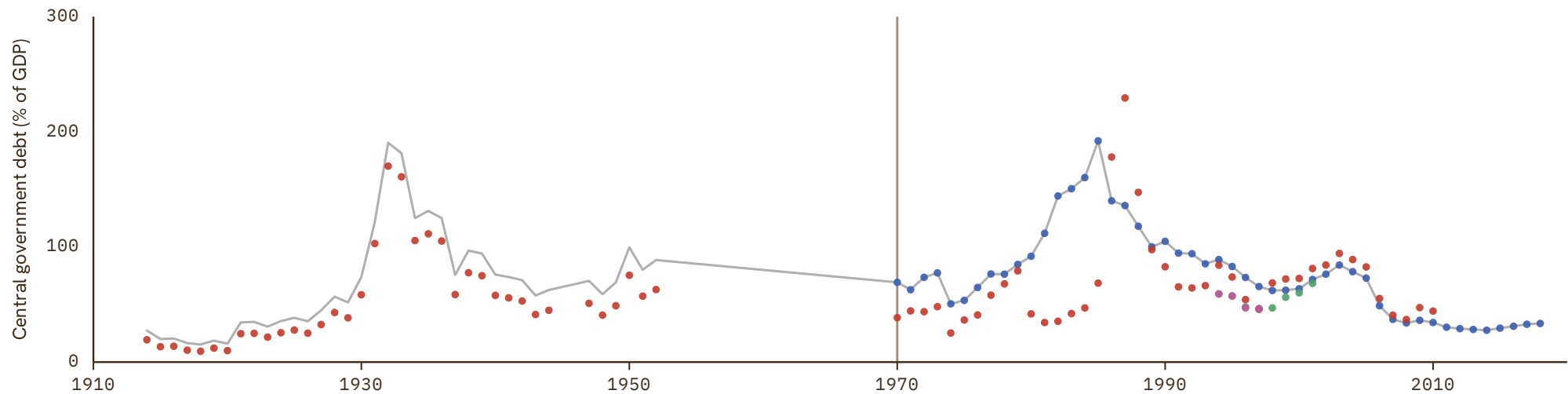
UNIT  
in %

## 1 Source composition

SOURCE	CODE	TIME SPAN	NOTES
<a href="#">Carmen M. Reinhart et al. (2009)</a>	RR	1914 - 1952	Ratio-spliced using overlapping data in 1953: (ratio = 100%).
<a href="#">Samba Mbaye et al. (2018)</a>	IMF GDD	1970 - 2018	Baseline source, overlaps with anchor year 2015.

## 2 Harmonised series

— GMD estimate | | Source change ● IMF GDD ● RR ● WDI ● WDI ARC



# Bosnia and Herzegovina

COVERAGE  
1998-2024

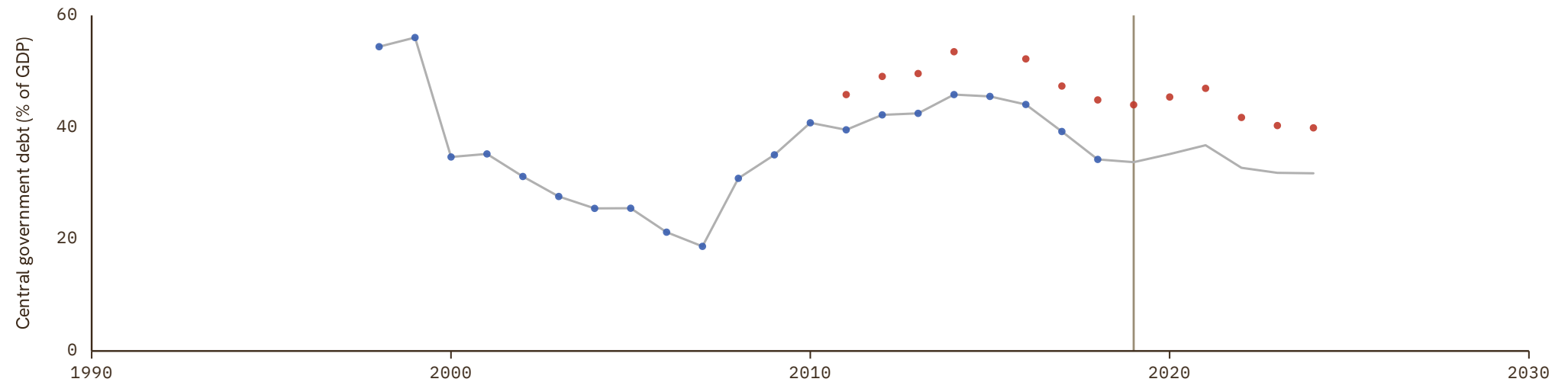
UNIT  
in %

## 1 Source composition

SOURCE	CODE	TIME SPAN	NOTES
<a href="#">Samba Mbaye et al. (2018)</a>	IMF GDD	1998 - 2018	Baseline source, overlaps with anchor year 2015.
<a href="#">World Bank (2024)</a>	WDI	2019 - 2024	Ratio-spliced using overlapping data in 2025: (ratio = 100%).

## 2 Harmonised series

— GMD estimate | Source change ● IMF GDD ● WDI



# Botswana

COVERAGE  
1972-2020

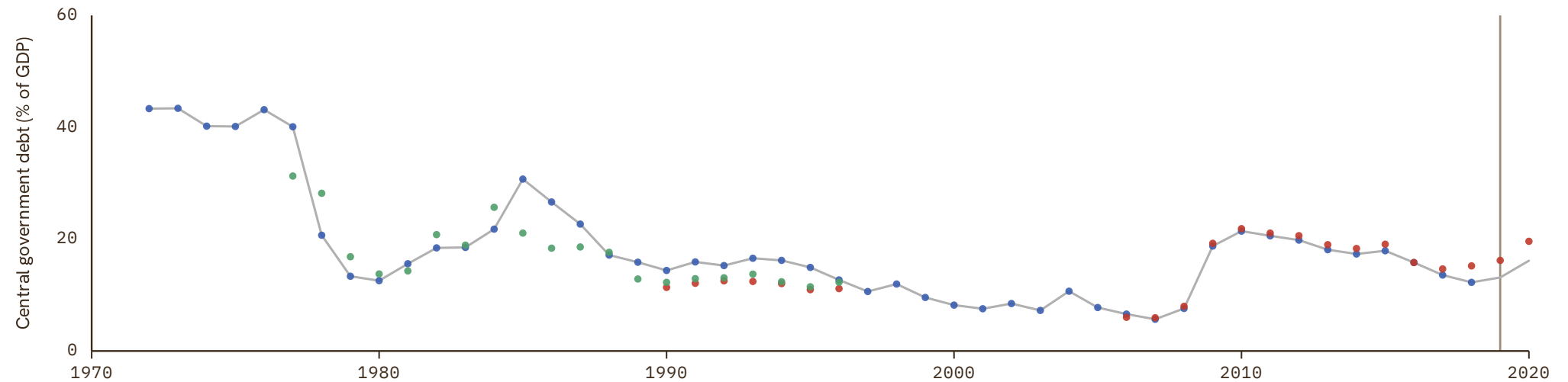
UNIT  
in %

## 1 Source composition

SOURCE	CODE	TIME SPAN	NOTES
<a href="#">Samba Mbaye et al. (2018)</a>	IMF GDD	1972 - 2018	Baseline source, overlaps with anchor year 2015.
<a href="#">World Bank (2024)</a>	WDI	2019 - 2020	Ratio-spliced using overlapping data in 2021: (ratio = 100%).

## 2 Harmonised series

— GMD estimate | Source change ● IMF GDD ● WDI ● WDI ARC



# Brazil

COVERAGE  
1880–2024

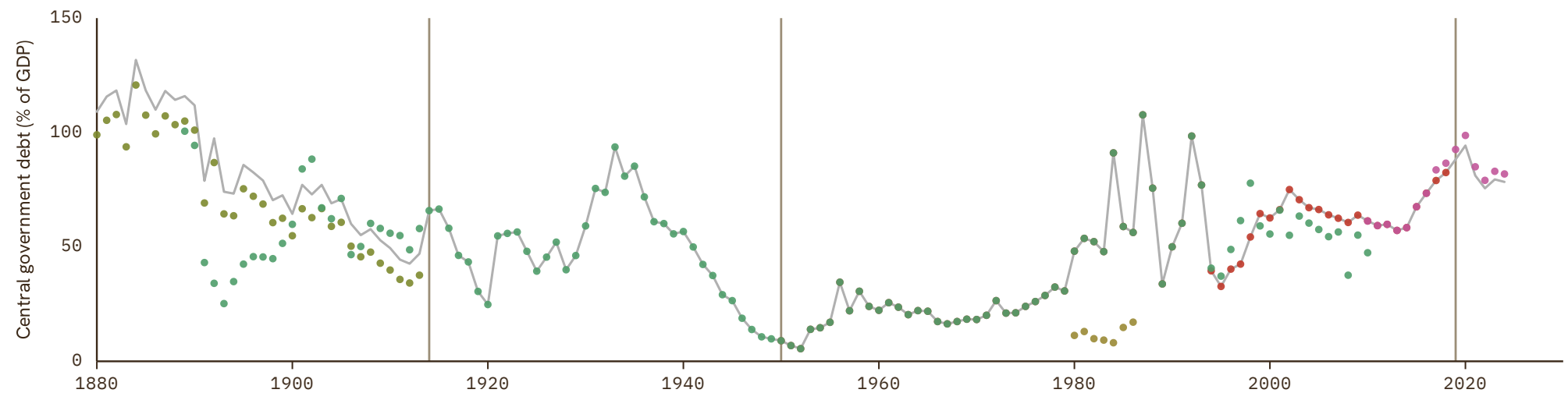
UNIT  
in %

## 1 Source composition

SOURCE	CODE	TIME SPAN	NOTES
<a href="#">Marc Flandreau et al. (2004)</a>	FZ	1880 - 1913	Ratio-spliced using overlapping data in 1914: (ratio = 100%).
<a href="#">Carmen M. Reinhart et al. (2009)</a>	RR	1914 - 1949	Ratio-spliced using overlapping data in 1950: (ratio = 100%).
<a href="#">Samba Mbaye et al. (2018)</a>	IMF GDD	1950 - 2018	Baseline source, overlaps with anchor year 2015.
<a href="#">World Bank (2024)</a>	WDI	2019 - 2024	Ratio-spliced using overlapping data in 2025: (ratio = 100%).

## 2 Harmonised series

— GMD estimate | Source change ● FZ ● IMF GDD ● RR ● WDI ● WDI ARC



# Brunei

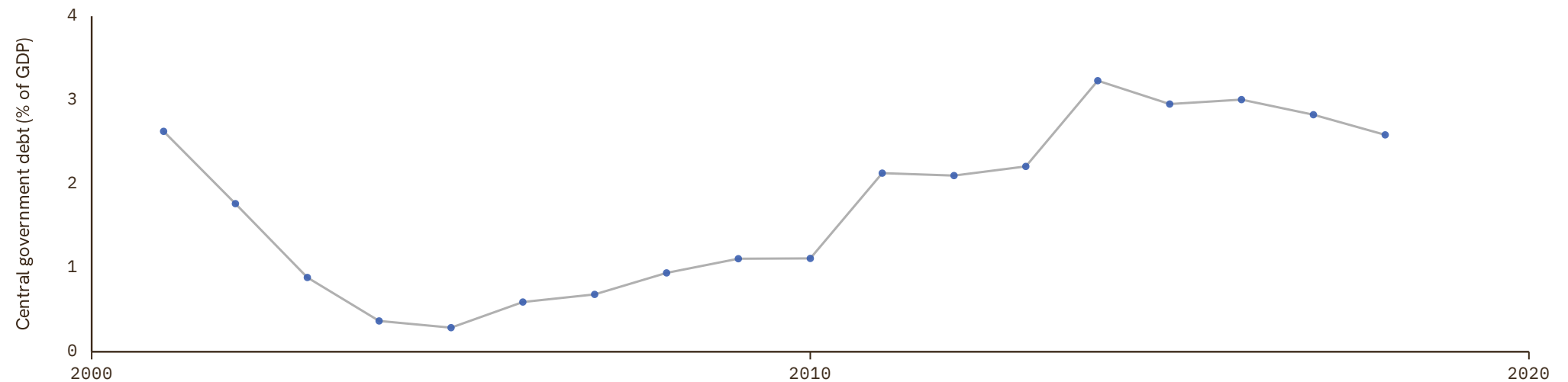
COVERAGE  
2001–2018UNIT  
in %

## 1 Source composition

SOURCE	CODE	TIME SPAN	NOTES
<a href="#">Samba Mbaye et al. (2018)</a>	IMF GDD	2001 - 2018	Baseline source, overlaps with anchor year 2015.

## 2 Harmonised series

— GMD estimate ● IMF GDD



# Bulgaria

COVERAGE  
1888–2023

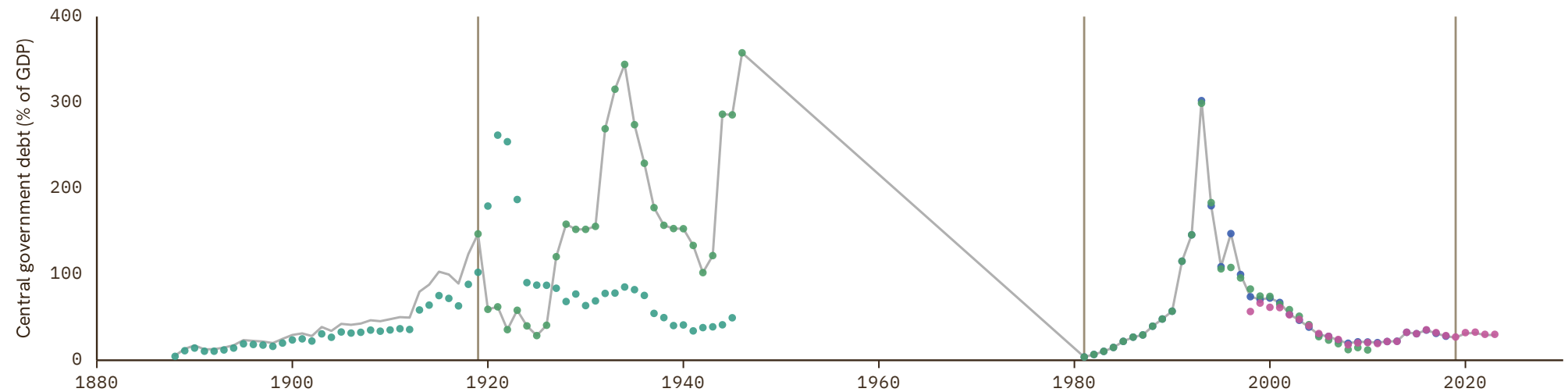
UNIT  
in %

## 1 Source composition

SOURCE	CODE	TIME SPAN	NOTES
National Bank of Serbia (2024)	NBS	1888 - 1918	Ratio-spliced using overlapping data in 1919: (ratio = 100%).
Carmen M. Reinhart et al. (2009)	RR	1919 - 1946	Ratio-spliced using overlapping data in 1947: (ratio = 100%).
Samba Mbaye et al. (2018)	IMF GDD	1981 - 2018	Baseline source, overlaps with anchor year 2015.
World Bank (2024)	WDI	2019 - 2023	Ratio-spliced using overlapping data in 2024: (ratio = 100%).

## 2 Harmonised series

— GMD estimate | Source change ● IMF GDD ● NBS ● RR ● WDI



# Burkina Faso

COVERAGE  
1970-2023

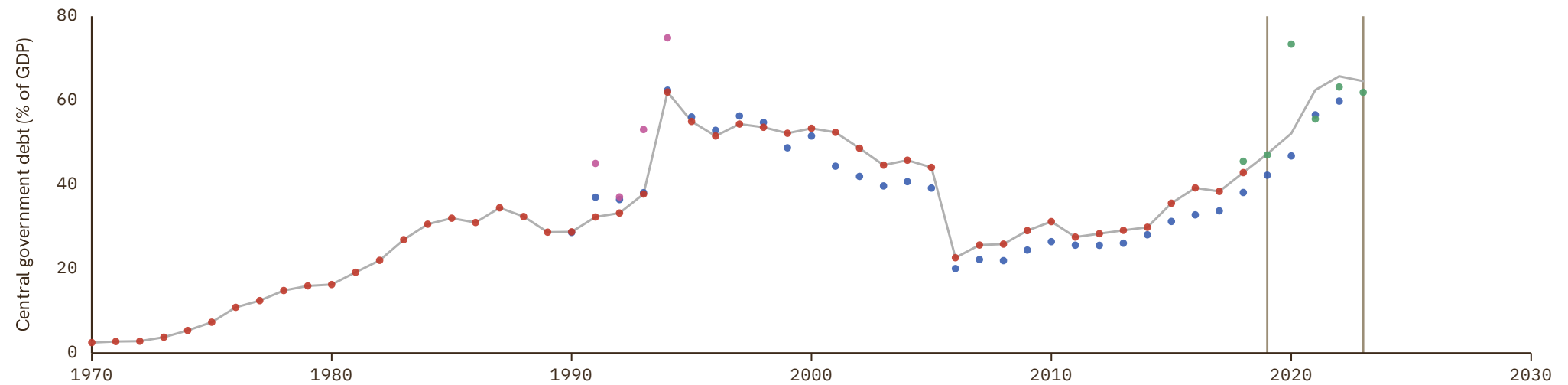
UNIT  
in %

## 1 Source composition

SOURCE	CODE	TIME SPAN	NOTES
<a href="#">Samba Mbaye et al. (2018)</a>	IMF GDD	1970 - 2018	Baseline source, overlaps with anchor year 2015.
<a href="#">African Union (2024)</a>	AFRISTAT	2019 - 2022	Ratio-spliced using overlapping data in 2023: (ratio = 100%).
<a href="#">World Bank (2024)</a>	WDI	2023 - 2023	Ratio-spliced using overlapping data in 2024: (ratio = 100%).

## 2 Harmonised series

— GMD estimate | Source change ● AFRISTAT ● IMF GDD ● WDI ● WDI ARC



# Burundi

COVERAGE  
1964–2022

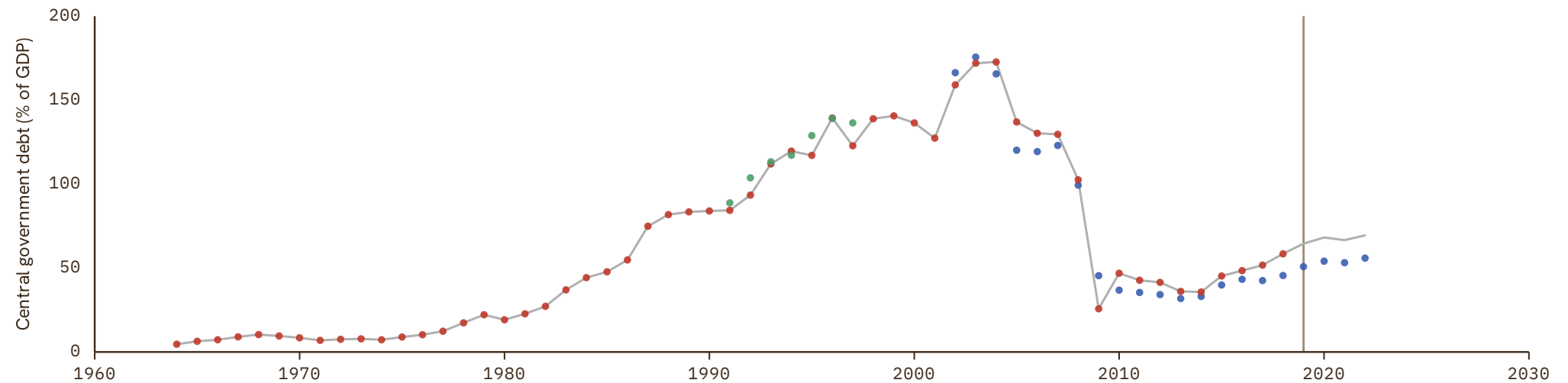
UNIT  
in %

## 1 Source composition

SOURCE	CODE	TIME SPAN	NOTES
<a href="#">Samba Mbaye et al. (2018)</a>	IMF GDD	1964 - 2018	Baseline source, overlaps with anchor year 2015.
<a href="#">African Union (2024)</a>	AFRISTAT	2019 - 2022	Ratio-spliced using overlapping data in 2023: (ratio = 100%).

## 2 Harmonised series

— GMD estimate | | Source change ● AFRISTAT ● IMF GDD ● WDI ARC



# Cambodia

COVERAGE  
2021–2023UNIT  
in %

## 1 Source composition

SOURCE	CODE	TIME SPAN	NOTES
World Bank (2024)	WDI	2021 - 2023	Ratio-spliced using overlapping data in 2024: (ratio = 100%).

## 2 Harmonised series

— GMD estimate ● WDI



# Cameroon

COVERAGE  
1970–2022

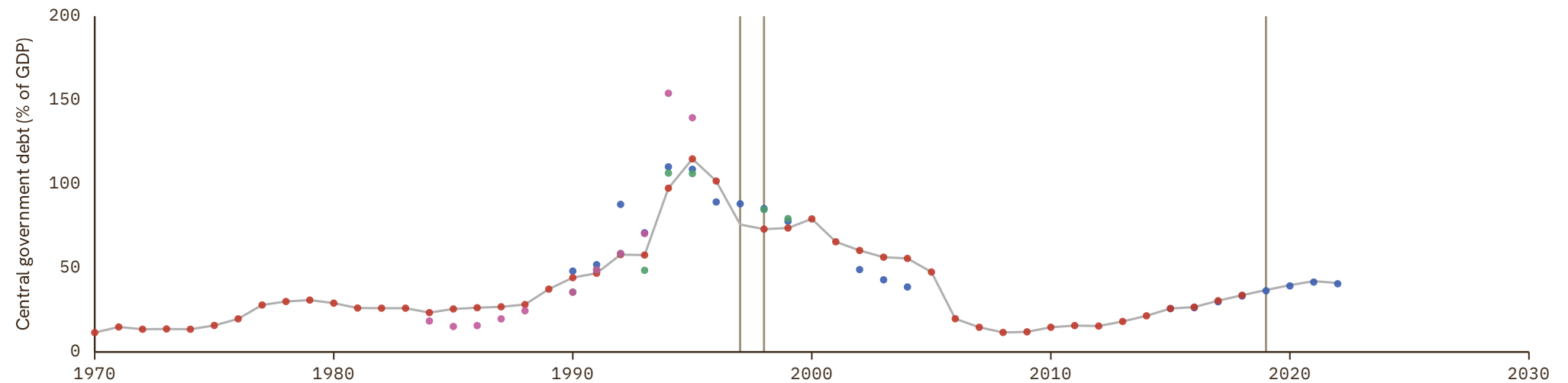
UNIT  
in %

## 1 Source composition

SOURCE	CODE	TIME SPAN	NOTES
<a href="#">Samba Mbaye et al. (2018)</a>	IMF GDD	1970 - 1996	Ratio-spliced using overlapping data in 1997: (ratio = 100%).
<a href="#">African Union (2024)</a>	AFRISTAT	1997 - 1997	Ratio-spliced using overlapping data in 1998: (ratio = 100%).
<a href="#">Samba Mbaye et al. (2018)</a>	IMF GDD	1998 - 2018	Baseline source, overlaps with anchor year 2015.
<a href="#">African Union (2024)</a>	AFRISTAT	2019 - 2022	Ratio-spliced using overlapping data in 2023: (ratio = 100%).

## 2 Harmonised series

— GMD estimate | Source change ● AFRISTAT ● IMF GDD ● WDI ● WDI ARC



# Canada

COVERAGE  
1867-2024

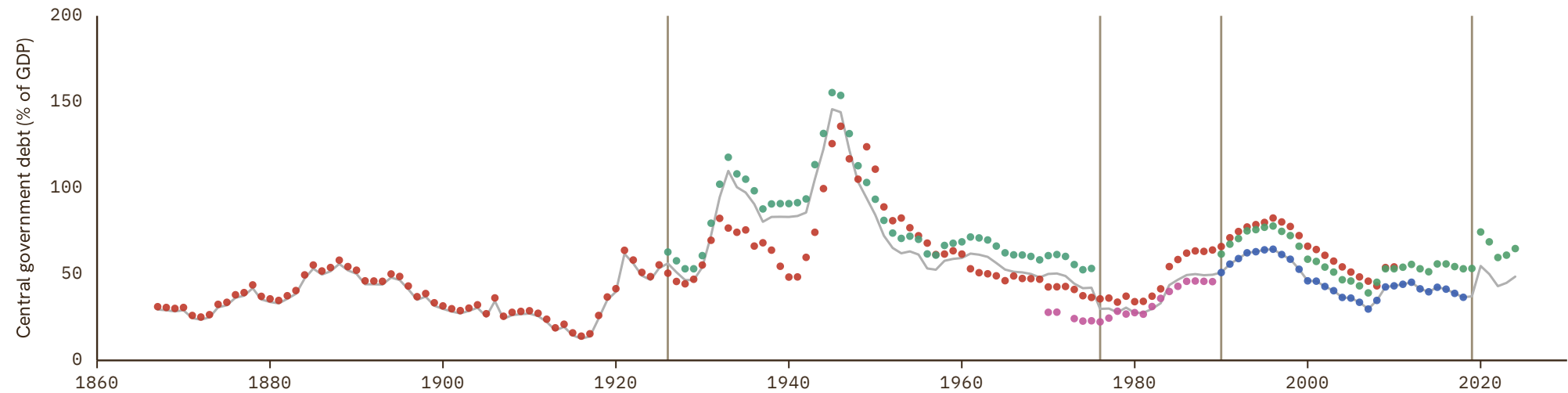
UNIT  
in %

## 1 Source composition

SOURCE	CODE	TIME SPAN	NOTES
<a href="#">Carmen M. Reinhart et al. (2009)</a>	RR	1867 - 1925	Ratio-spliced using overlapping data in 1926: (ratio = 100%).
<a href="#">Statistics Canada (2024)</a>	CS1 CAN	1926 - 1975	Ratio-spliced using overlapping data in 1976: (ratio = 100%).
<a href="#">Carmen M. Reinhart et al. (2009)</a>	RR	1976 - 1989	Ratio-spliced using overlapping data in 1990: (ratio = 100%).
<a href="#">Samba Mbaye et al. (2018)</a>	IMF GDD	1990 - 2018	Baseline source, overlaps with anchor year 2015.
<a href="#">World Bank (2024)</a>	WDI	2019 - 2024	Ratio-spliced using overlapping data in 2025: (ratio = 100%).

## 2 Harmonised series

— GMD estimate | Source change ● IMF GDD ● RR ● WDI ● WDI ARC ● CS1



# Cape Verde

COVERAGE  
1981-2022

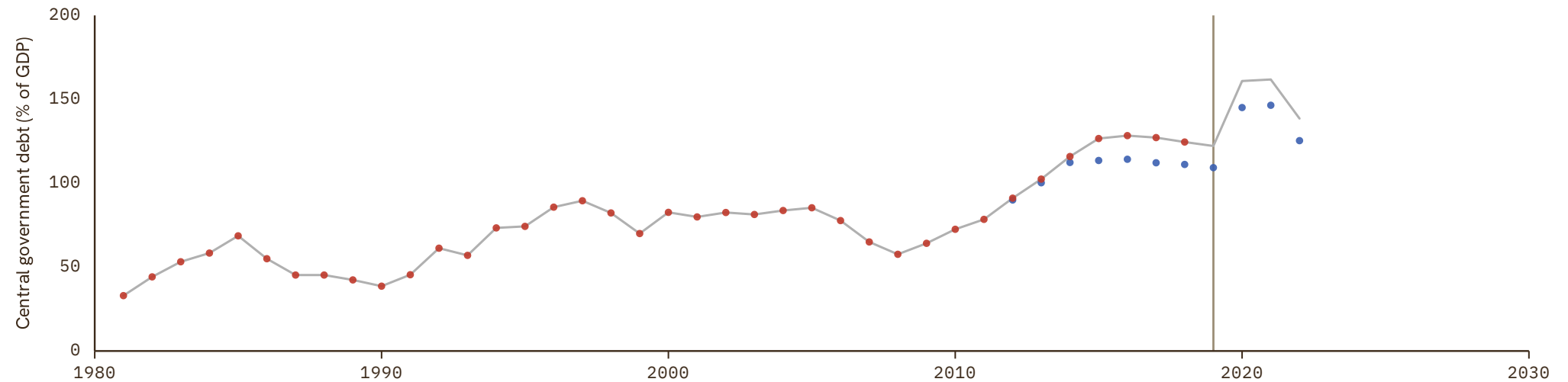
UNIT  
in %

## 1 Source composition

SOURCE	CODE	TIME SPAN	NOTES
<a href="#">Samba Mbaye et al. (2018)</a>	IMF GDD	1981 - 2018	Baseline source, overlaps with anchor year 2015.
<a href="#">African Union (2024)</a>	AFRISTAT	2019 - 2022	Ratio-spliced using overlapping data in 2023: (ratio = 100%).

## 2 Harmonised series

— GMD estimate | Source change ● AFRISTAT ● IMF GDD



# Central African Republic

COVERAGE  
1970-2022

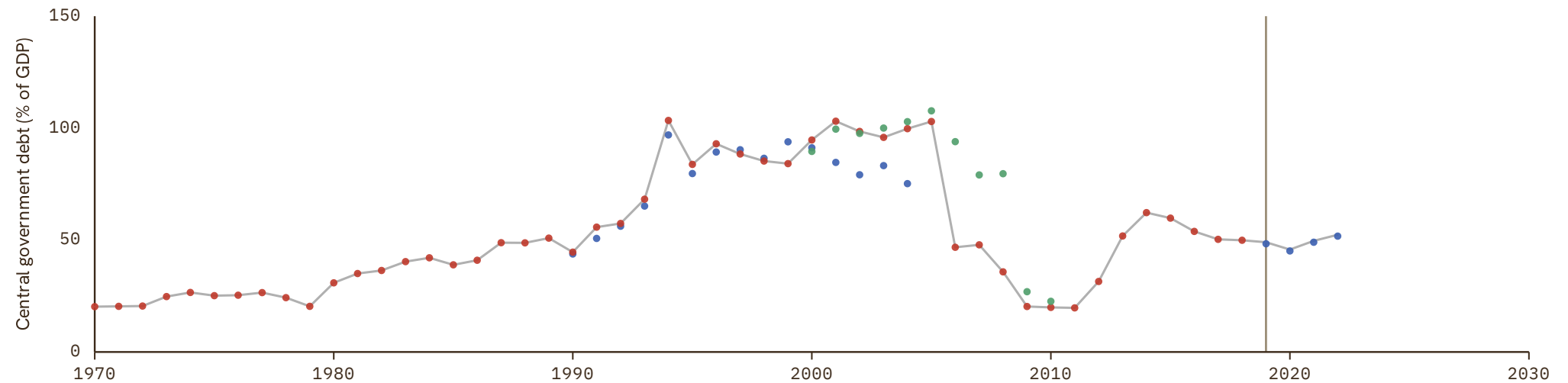
UNIT  
in %

## 1 Source composition

SOURCE	CODE	TIME SPAN	NOTES
<a href="#">Samba Mbaye et al. (2018)</a>	IMF GDD	1970 - 2018	Baseline source, overlaps with anchor year 2015.
<a href="#">African Union (2024)</a>	AFRISTAT	2019 - 2022	Ratio-spliced using overlapping data in 2023: (ratio = 100%).

## 2 Harmonised series

— GMD estimate | | Source change ● AFRISTAT ● IMF GDD ● RR



# Chad

COVERAGE  
1970–2021

UNIT  
in %

## 1 Source composition

SOURCE	CODE	TIME SPAN	NOTES
<a href="#">Samba Mbaye et al. (2018)</a>	IMF GDD	1970 - 2018	Baseline source, overlaps with anchor year 2015.
<a href="#">African Union (2024)</a>	AFRISTAT	2019 - 2021	Ratio-spliced using overlapping data in 2022: (ratio = 100%).

## 2 Harmonised series

— GMD estimate | Source change ● AFRISTAT ● IMF GDD ● WDI ARC



# Chile

COVERAGE  
1827-2018

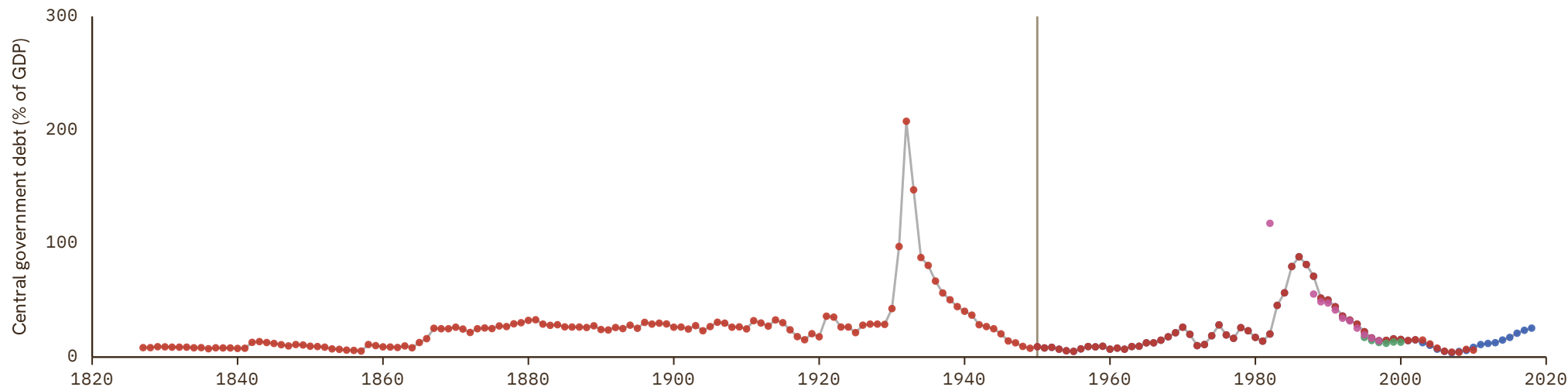
UNIT  
in %

## 1 Source composition

SOURCE	CODE	TIME SPAN	NOTES
Carmen M. Reinhart et al. (2009)	RR	1827 - 1949	Ratio-spliced using overlapping data in 1950: (ratio = 100%).
Samba Mbaye et al. (2018)	IMF GDD	1950 - 2018	Baseline source, overlaps with anchor year 2015.

## 2 Harmonised series

— GMD estimate | Source change ● IMF GDD ● RR ● WDI ● WDI ARC



# China

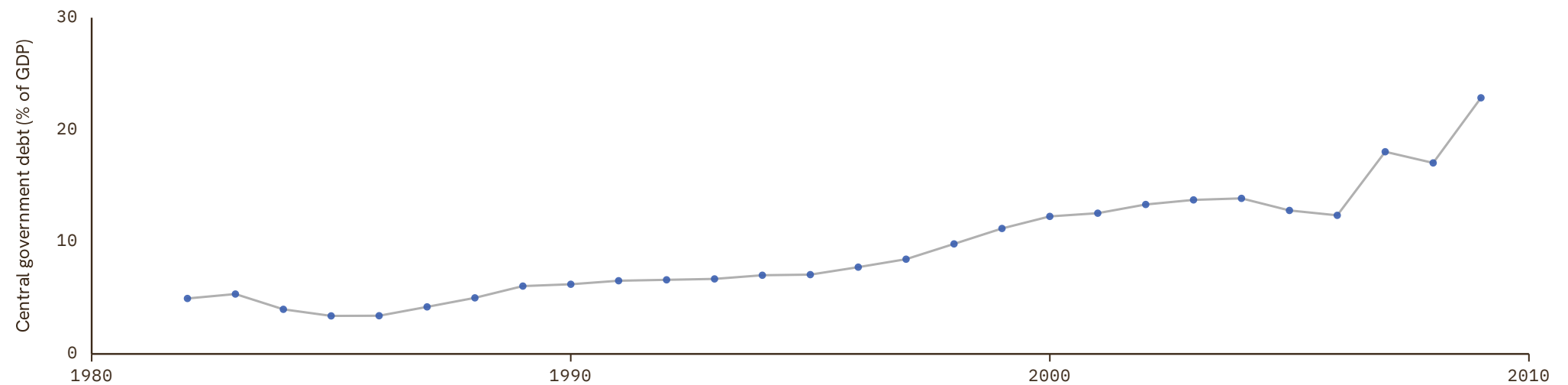
COVERAGE  
1982–2009UNIT  
in %

## 1 Source composition

SOURCE	CODE	TIME SPAN	NOTES
<a href="#">Carmen M. Reinhart et al. (2009)</a>	RR	1982 - 2009	Ratio-spliced using overlapping data in 2010: (ratio = 100%).

## 2 Harmonised series

— GMD estimate ● RR



# Colombia

COVERAGE  
1899–2024

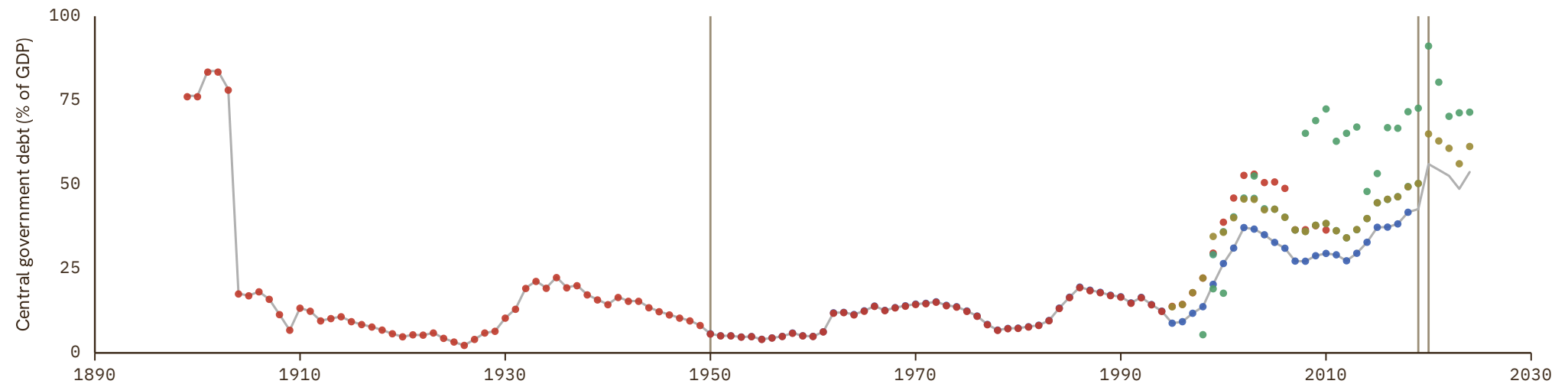
UNIT  
in %

## 1 Source composition

SOURCE	CODE	TIME SPAN	NOTES
<a href="#">Carmen M. Reinhart et al. (2009)</a>	RR	1899 - 1949	Ratio-spliced using overlapping data in 1950: (ratio = 100%).
<a href="#">Samba Mbaye et al. (2018)</a>	IMF GDD	1950 - 2018	Baseline source, overlaps with anchor year 2015.
<a href="#">Banco de la República (2024)</a>	CS1 COL	2019 - 2019	Ratio-spliced using overlapping data in 2020: (ratio = 100%).
<a href="#">Banco de la República (2026)</a>	CS2 COL	2020 - 2024	Ratio-spliced using overlapping data in 2025: (ratio = 100%).

## 2 Harmonised series

— GMD estimate | Source change ● IMF GDD ● RR ● WDI ● CS1 ● CS2



# Costa Rica

COVERAGE  
1892–2022

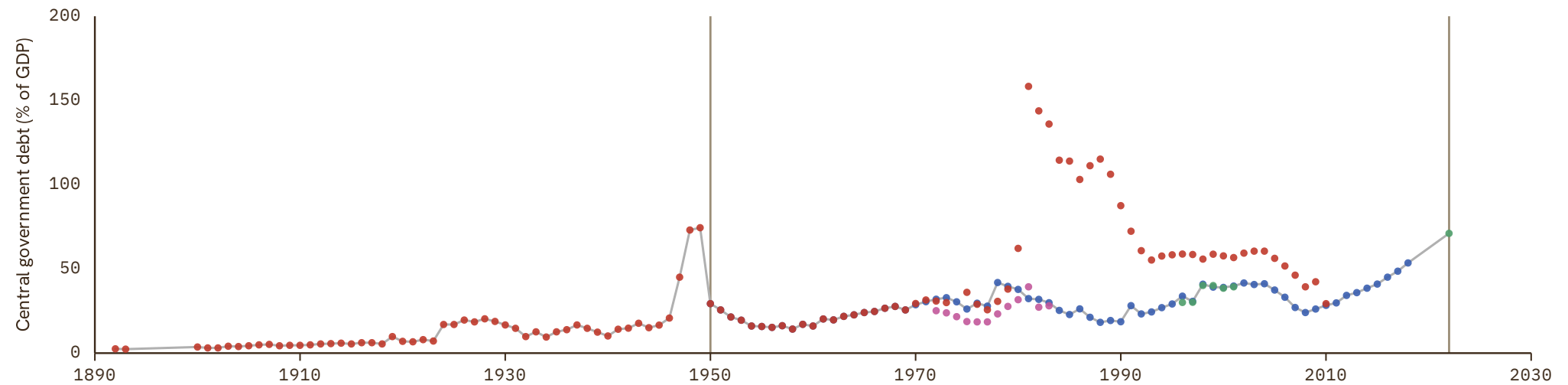
UNIT  
in %

## 1 Source composition

SOURCE	CODE	TIME SPAN	NOTES
<a href="#">Carmen M. Reinhart et al. (2009)</a>	RR	1892 - 1949	Ratio-spliced using overlapping data in 1950: (ratio = 100%).
<a href="#">Samba Mbaye et al. (2018)</a>	IMF GDD	1950 - 2018	Baseline source, overlaps with anchor year 2015.
<a href="#">World Bank (2024)</a>	WDI	2022 - 2022	Ratio-spliced using overlapping data in 2023: (ratio = 100%).

## 2 Harmonised series

— GMD estimate | Source change ● IMF GDD ● RR ● WDI ● WDI ARC



# Croatia

COVERAGE  
1993–2023

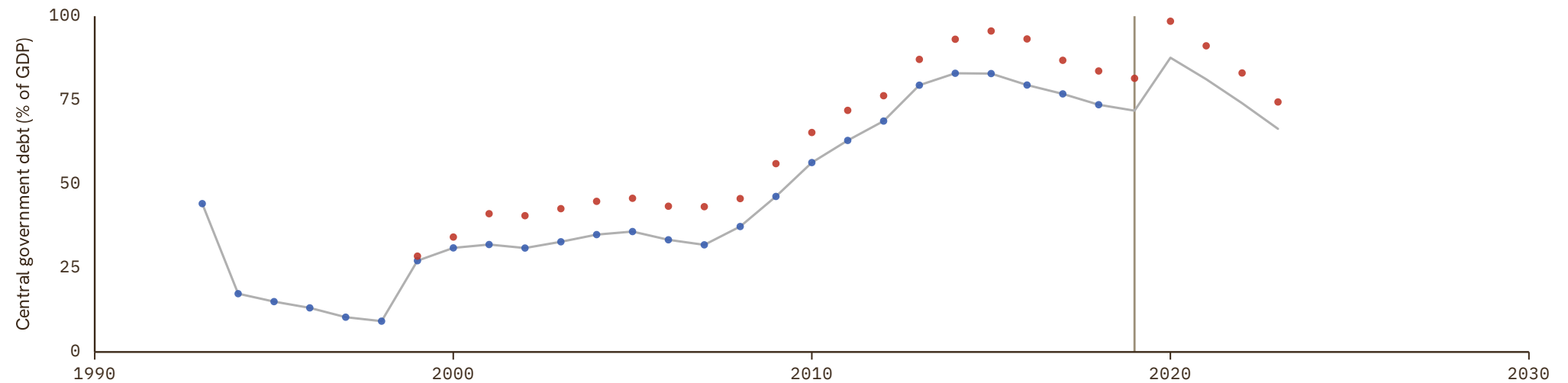
UNIT  
in %

## 1 Source composition

SOURCE	CODE	TIME SPAN	NOTES
<a href="#">Samba Mbaye et al. (2018)</a>	IMF GDD	1993 - 2018	Baseline source, overlaps with anchor year 2015.
<a href="#">World Bank (2024)</a>	WDI	2019 - 2023	Ratio-spliced using overlapping data in 2024: (ratio = 100%).

## 2 Harmonised series

— GMD estimate | | Source change ● IMF GDD ● WDI



# Cyprus

COVERAGE  
1975–2018

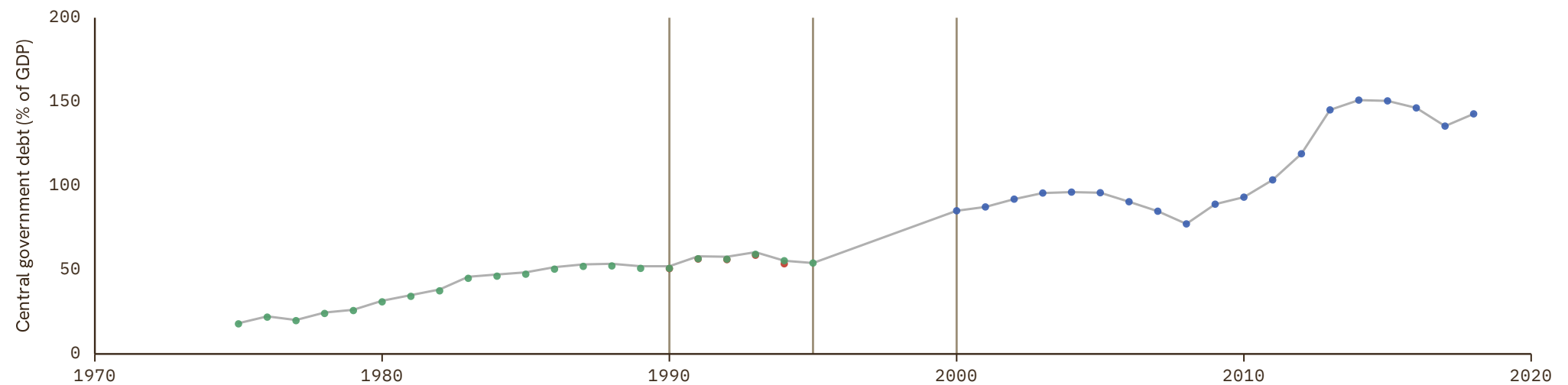
UNIT  
in %

## 1 Source composition

SOURCE	CODE	TIME SPAN	NOTES
World Bank (1999)	WDI ARC	1975 - 1989	Ratio-spliced using overlapping data in 1990: (ratio = 100%).
World Bank (2024)	WDI	1990 - 1994	Ratio-spliced using overlapping data in 1995: (ratio = 100%).
World Bank (1999)	WDI ARC	1995 - 1995	Ratio-spliced using overlapping data in 1996: (ratio = 100%).
Samba Mbaye et al. (2018)	IMF GDD	2000 - 2018	Baseline source, overlaps with anchor year 2015.

## 2 Harmonised series

— GMD estimate | Source change ● IMF GDD ● WDI ● WDI ARC



# Czech Republic

COVERAGE  
1993–2018

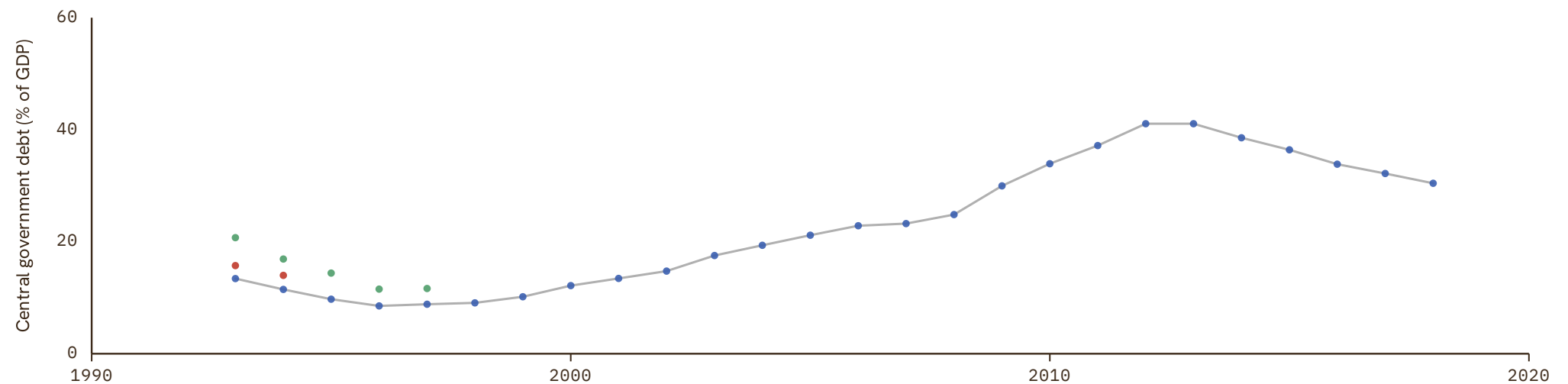
UNIT  
in %

## 1 Source composition

SOURCE	CODE	TIME SPAN	NOTES
<a href="#">Samba Mbaye et al. (2018)</a>	IMF GDD	1993 - 2018	Baseline source, overlaps with anchor year 2015.

## 2 Harmonised series

— GMD estimate   ● IMF GDD   ● WDI   ● WDI ARC



# Democratic Republic of the Congo

COVERAGE  
1971-2022

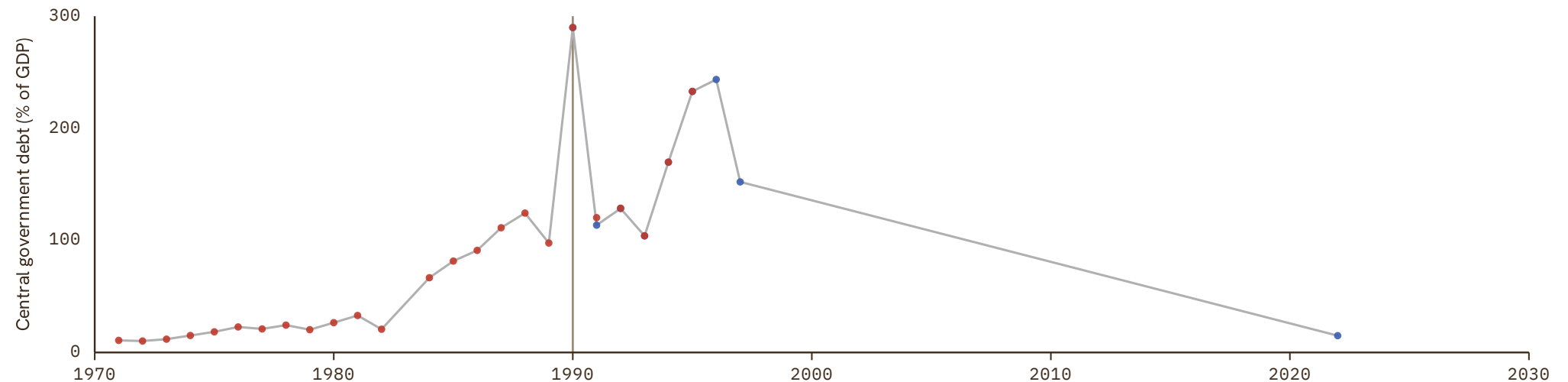
UNIT  
in %

## 1 Source composition

SOURCE	CODE	TIME SPAN	NOTES
World Bank (1999)	WDI ARC	1971 - 1989	Ratio-spliced using overlapping data in 1990: (ratio = 100%).
World Bank (2024)	WDI	1990 - 2022	Baseline source, overlaps with anchor year 2015.

## 2 Harmonised series

— GMD estimate | Source change ● WDI ● WDI ARC



# Denmark

COVERAGE  
1880–2018

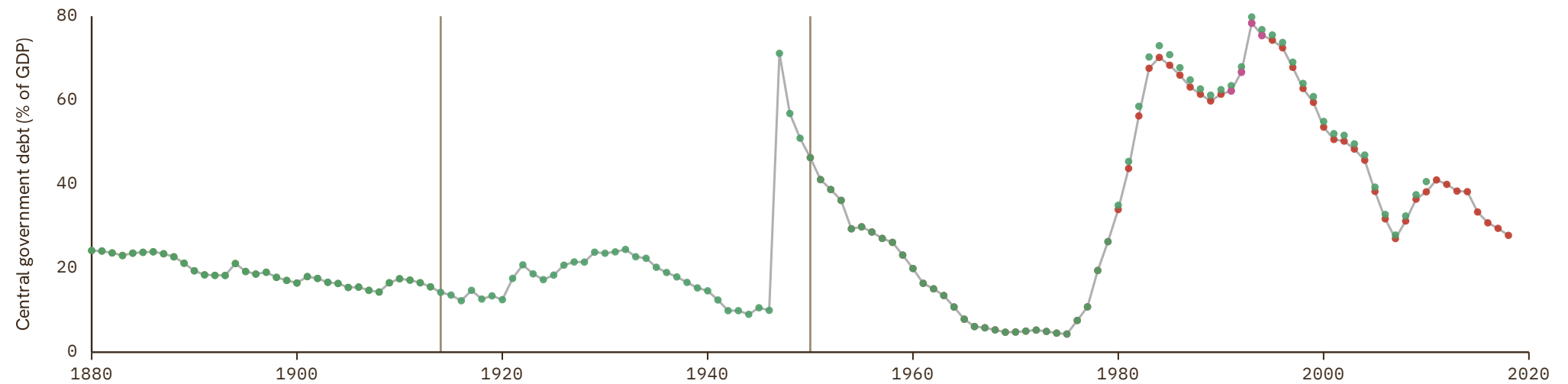
UNIT  
in %

## 1 Source composition

SOURCE	CODE	TIME SPAN	NOTES
<a href="#">Marc Flandreau et al. (2004)</a>	FZ	1880 - 1913	Ratio-spliced using overlapping data in 1914: (ratio = 100%).
<a href="#">Carmen M. Reinhart et al. (2009)</a>	RR	1914 - 1949	Ratio-spliced using overlapping data in 1950: (ratio = 100%).
<a href="#">Samba Mbaye et al. (2018)</a>	IMF GDD	1950 - 2018	Baseline source, overlaps with anchor year 2015.

## 2 Harmonised series

— GMD estimate | Source change ● FZ ● IMF GDD ● RR ● WDI



# Djibouti

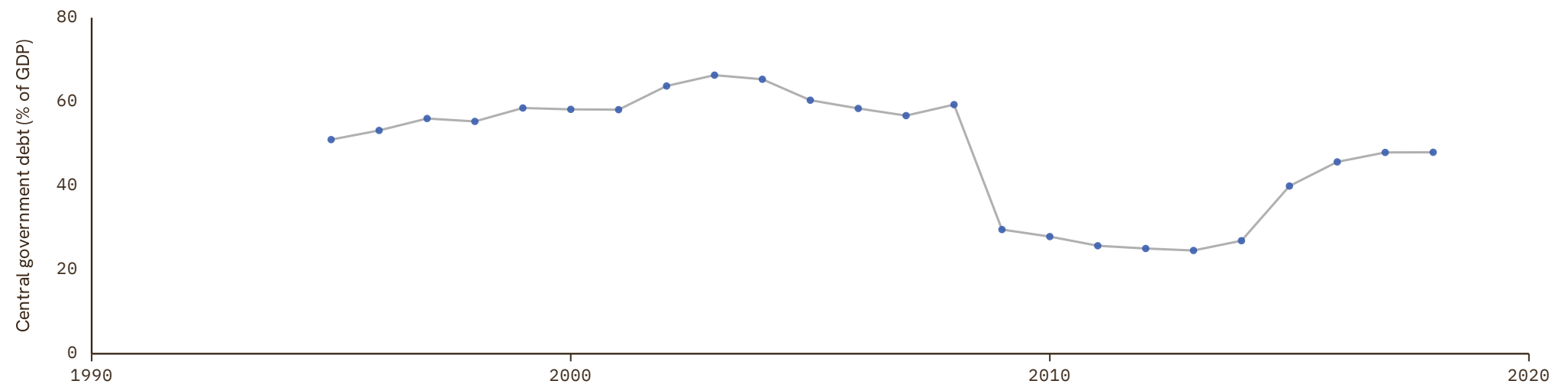
COVERAGE  
1995–2018UNIT  
in %

## 1 Source composition

SOURCE	CODE	TIME SPAN	NOTES
<a href="#">Samba Mbaye et al. (2018)</a>	IMF GDD	1995 - 2018	Baseline source, overlaps with anchor year 2015.

## 2 Harmonised series

— GMD estimate ● IMF GDD



# Dominica

COVERAGE  
1975–2018

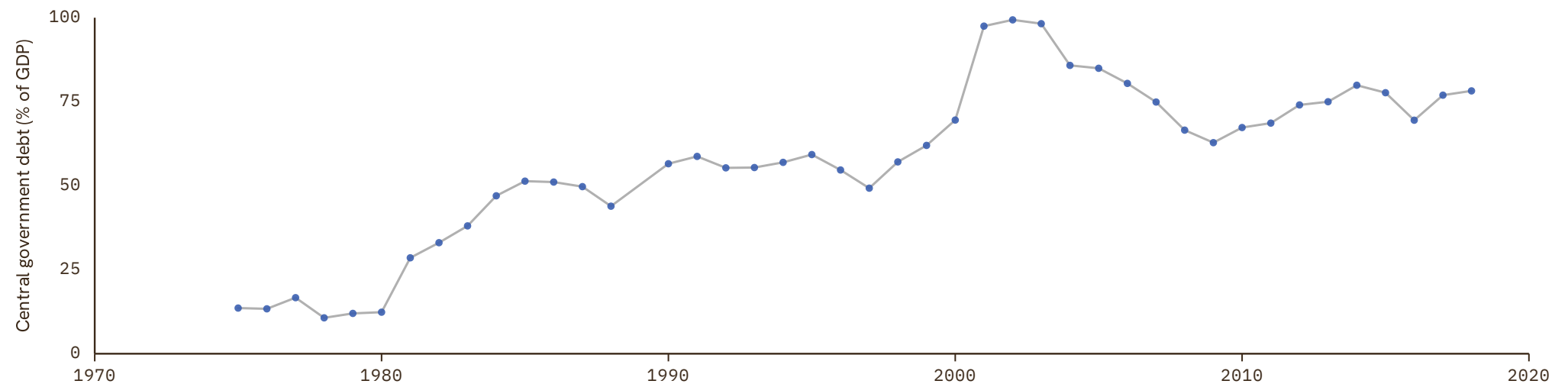
UNIT  
in %

## 1 Source composition

SOURCE	CODE	TIME SPAN	NOTES
<a href="#">Samba Mbaye et al. (2018)</a>	IMF GDD	1975 - 2018	Baseline source, overlaps with anchor year 2015.

## 2 Harmonised series

— GMD estimate ● IMF GDD



# Dominican Republic

COVERAGE  
1914–2018

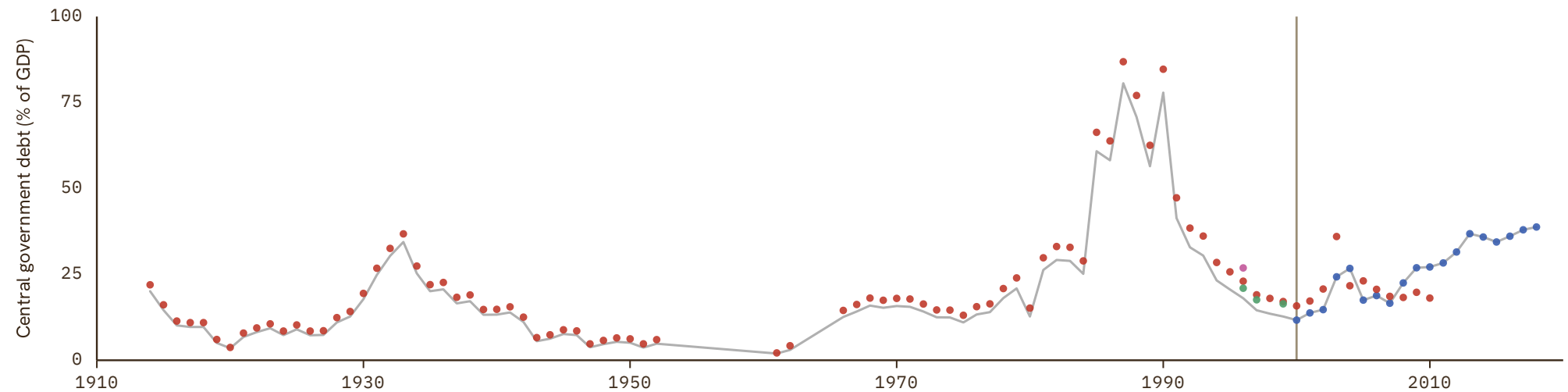
UNIT  
in %

## 1 Source composition

SOURCE	CODE	TIME SPAN	NOTES
<a href="#">Carmen M. Reinhart et al. (2009)</a>	RR	1914 - 1999	Ratio-spliced using overlapping data in 2000: (ratio = 100%).
<a href="#">Samba Mbaye et al. (2018)</a>	IMF GDD	2000 - 2018	Baseline source, overlaps with anchor year 2015.

## 2 Harmonised series

— GMD estimate | Source change ● IMF GDD ● RR ● WDI ● WDI ARC



# Ecuador

COVERAGE  
1914–2018

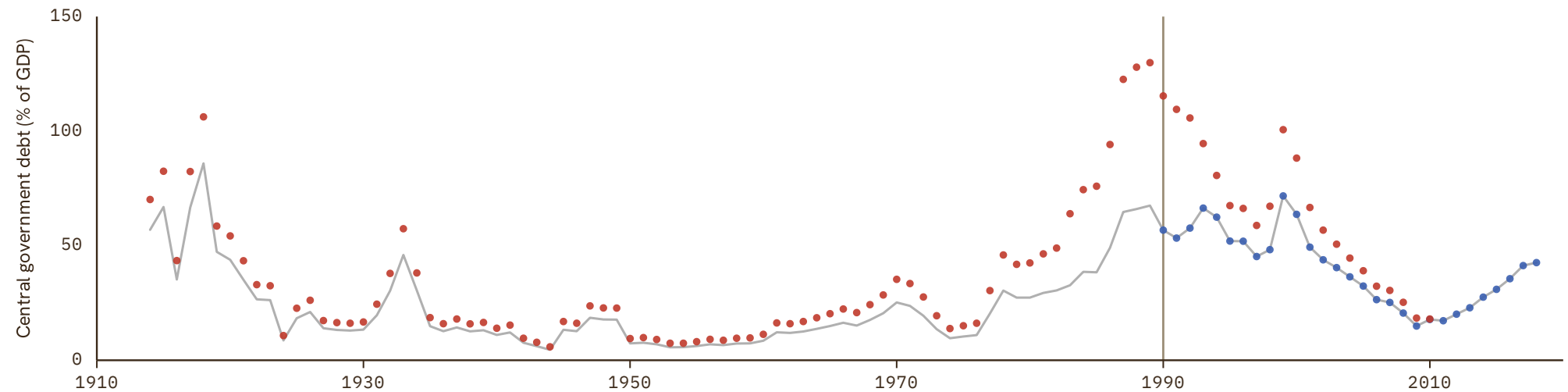
UNIT  
in %

## 1 Source composition

SOURCE	CODE	TIME SPAN	NOTES
<a href="#">Carmen M. Reinhart et al. (2009)</a>	RR	1914 - 1989	Ratio-spliced using overlapping data in 1990: (ratio = 100%).
<a href="#">Samba Mbaye et al. (2018)</a>	IMF GDD	1990 - 2018	Baseline source, overlaps with anchor year 2015.

## 2 Harmonised series

— GMD estimate | Source change ● IMF GDD ● RR



# Egypt

COVERAGE  
1862–2010

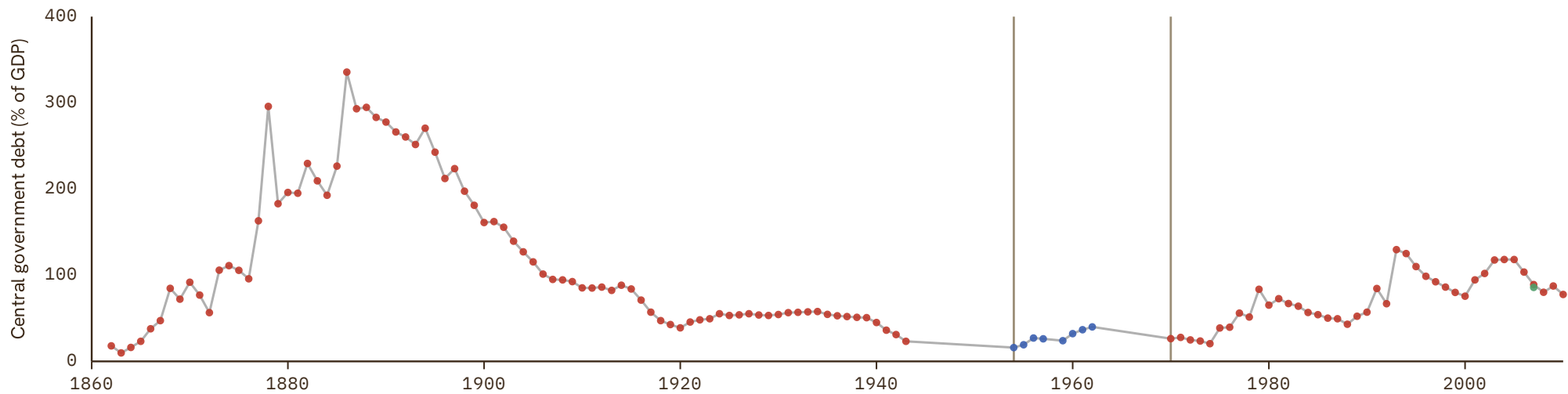
UNIT  
in %

## 1 Source composition

SOURCE	CODE	TIME SPAN	NOTES
<a href="#">Carmen M. Reinhart et al. (2009)</a>	RR	1862 - 1943	Ratio-spliced using overlapping data in 1944: (ratio = 100%).
<a href="#">Samba Mbaye et al. (2018)</a>	IMF GDD	1954 - 1962	Ratio-spliced using overlapping data in 1963: (ratio = 100%).
<a href="#">Carmen M. Reinhart et al. (2009)</a>	RR	1970 - 2010	Ratio-spliced using overlapping data in 2011: (ratio = 100%).

## 2 Harmonised series

— GMD estimate | Source change ● IMF GDD ● RR ● WDI



# El Salvador

COVERAGE  
1914–2024

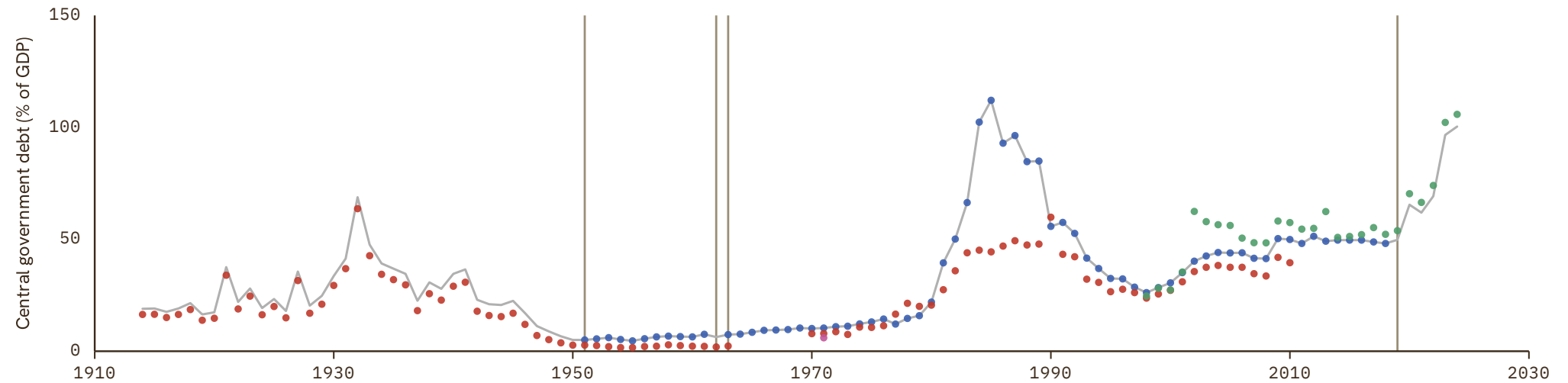
UNIT  
in %

## 1 Source composition

SOURCE	CODE	TIME SPAN	NOTES
<a href="#">Carmen M. Reinhart et al. (2009)</a>	RR	1914 - 1950	Ratio-spliced using overlapping data in 1951: (ratio = 100%).
<a href="#">Samba Mbaye et al. (2018)</a>	IMF GDD	1951 - 1961	Ratio-spliced using overlapping data in 1962: (ratio = 100%).
<a href="#">Carmen M. Reinhart et al. (2009)</a>	RR	1962 - 1962	Ratio-spliced using overlapping data in 1963: (ratio = 100%).
<a href="#">Samba Mbaye et al. (2018)</a>	IMF GDD	1963 - 2018	Baseline source, overlaps with anchor year 2015.
<a href="#">World Bank (2024)</a>	WDI	2019 - 2024	Ratio-spliced using overlapping data in 2025: (ratio = 100%).

## 2 Harmonised series

— GMD estimate | Source change ● IMF GDD ● RR ● WDI ● WDI ARC



# Equatorial Guinea

COVERAGE  
1980–2022

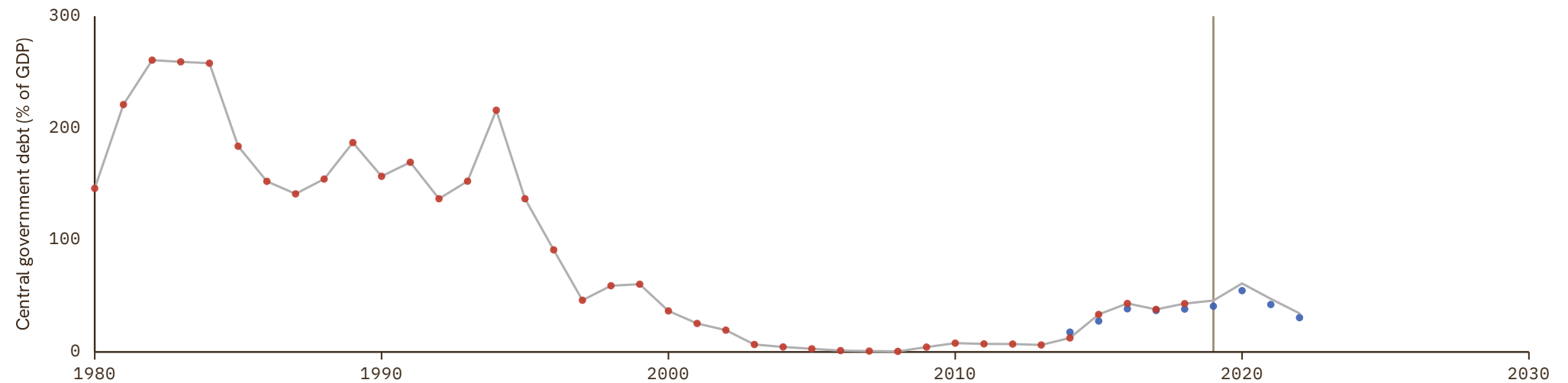
UNIT  
in %

## 1 Source composition

SOURCE	CODE	TIME SPAN	NOTES
<a href="#">Samba Mbaye et al. (2018)</a>	IMF GDD	1980 - 2018	Baseline source, overlaps with anchor year 2015.
<a href="#">African Union (2024)</a>	AFRISTAT	2019 - 2022	Ratio-spliced using overlapping data in 2023: (ratio = 100%).

## 2 Harmonised series

— GMD estimate | | Source change ● AFRISTAT ● IMF GDD



# Eritrea

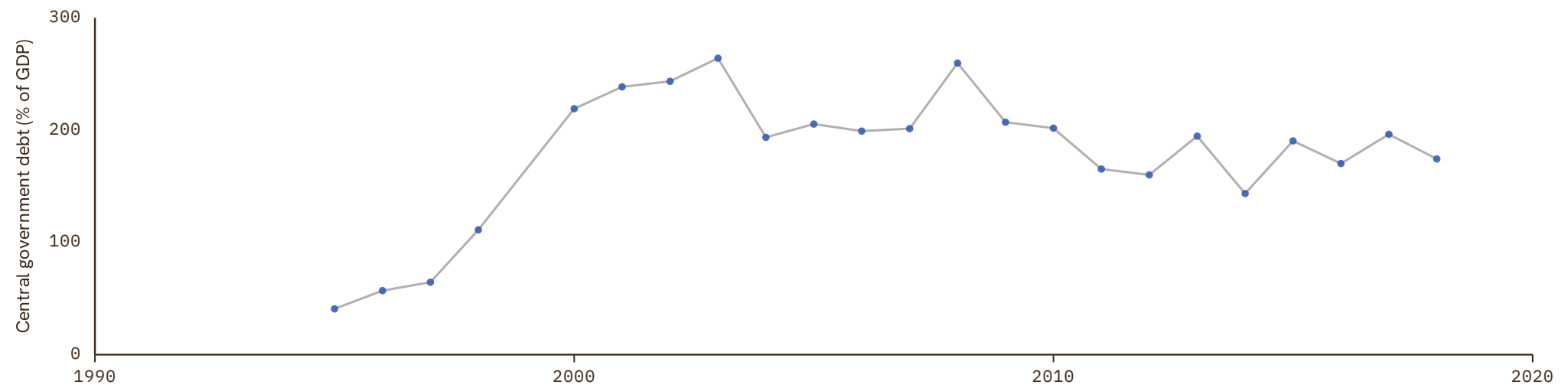
COVERAGE  
1995–2018UNIT  
in %

## 1 Source composition

SOURCE	CODE	TIME SPAN	NOTES
<a href="#">Samba Mbaye et al. (2018)</a>	IMF GDD	1995 - 2018	Baseline source, overlaps with anchor year 2015.

## 2 Harmonised series

— GMD estimate ● IMF GDD



# Estonia

COVERAGE  
1998-2023

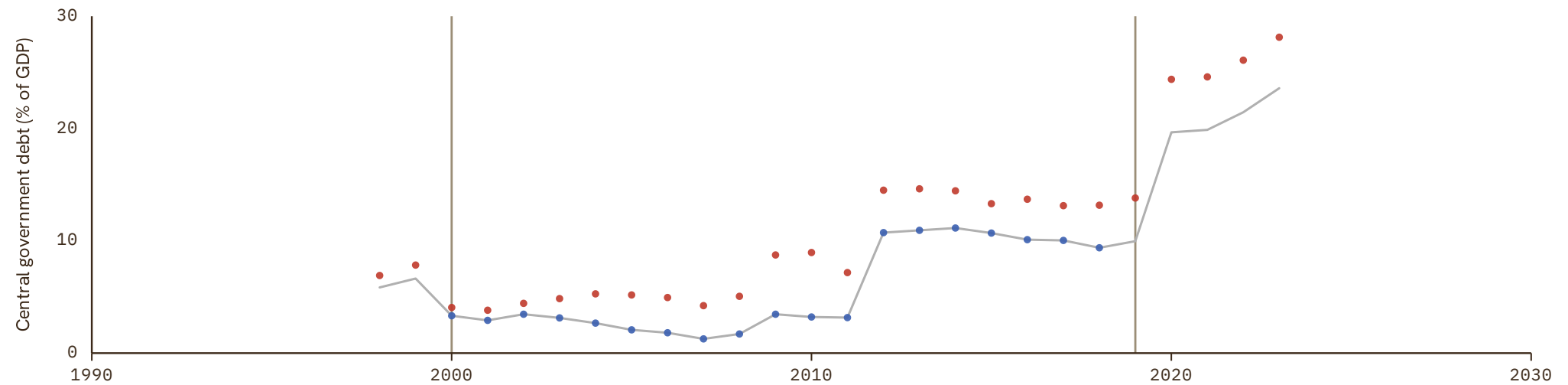
UNIT  
in %

## 1 Source composition

SOURCE	CODE	TIME SPAN	NOTES
<a href="#">World Bank (2024)</a>	WDI	1998 - 1999	Ratio-spliced using overlapping data in 2000: (ratio = 100%).
<a href="#">Samba Mbaye et al. (2018)</a>	IMF GDD	2000 - 2018	Baseline source, overlaps with anchor year 2015.
<a href="#">World Bank (2024)</a>	WDI	2019 - 2023	Ratio-spliced using overlapping data in 2024: (ratio = 100%).

## 2 Harmonised series

— GMD estimate | Source change ● IMF GDD ● WDI



# Eswatini

COVERAGE  
1970-2021

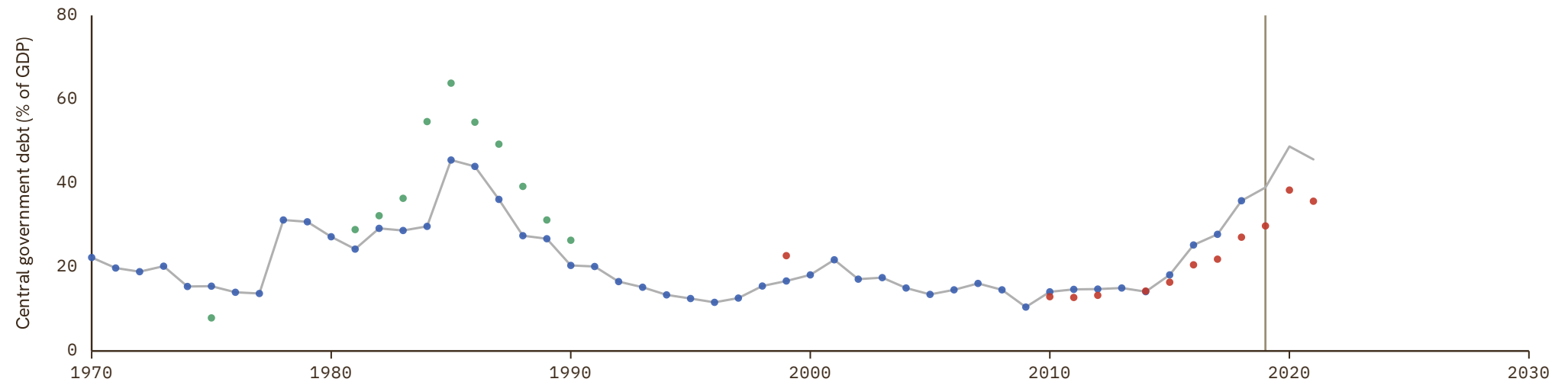
UNIT  
in %

## 1 Source composition

SOURCE	CODE	TIME SPAN	NOTES
Samba Mbaye et al. (2018)	IMF GDD	1970 - 2018	Baseline source, overlaps with anchor year 2015.
World Bank (2024)	WDI	2019 - 2021	Ratio-spliced using overlapping data in 2022: (ratio = 100%).

## 2 Harmonised series

— GMD estimate | Source change ● IMF GDD ● WDI ● WDI ARC



# Ethiopia

COVERAGE  
1981–2019

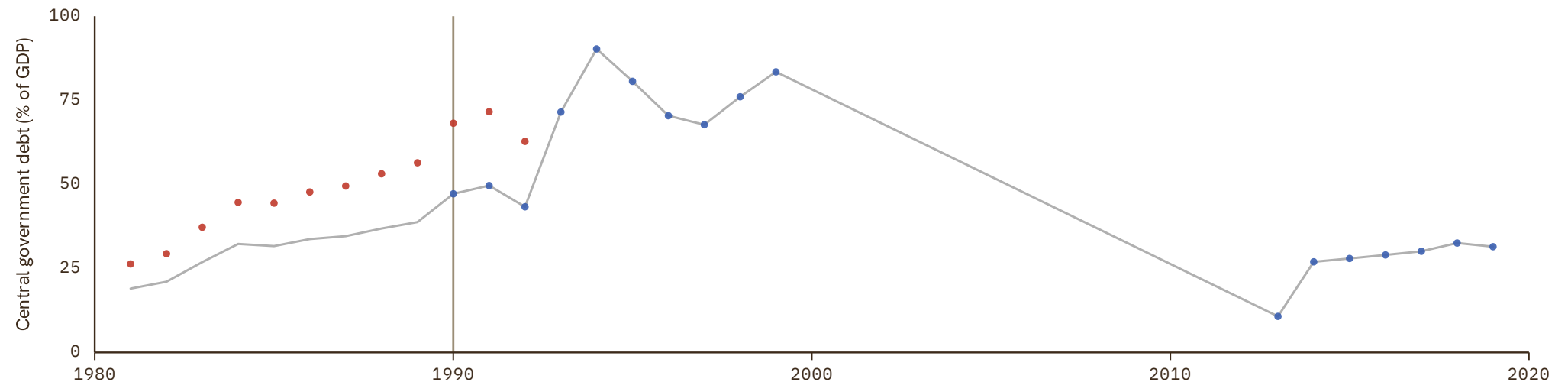
UNIT  
in %

## 1 Source composition

SOURCE	CODE	TIME SPAN	NOTES
World Bank (1999)	WDI ARC	1981 - 1989	Ratio-spliced using overlapping data in 1990: (ratio = 100%).
World Bank (2024)	WDI	1990 - 2019	Baseline source, overlaps with anchor year 2015.

## 2 Harmonised series

— GMD estimate | Source change ● WDI ● WDI ARC



# Fiji

COVERAGE  
1970–2018

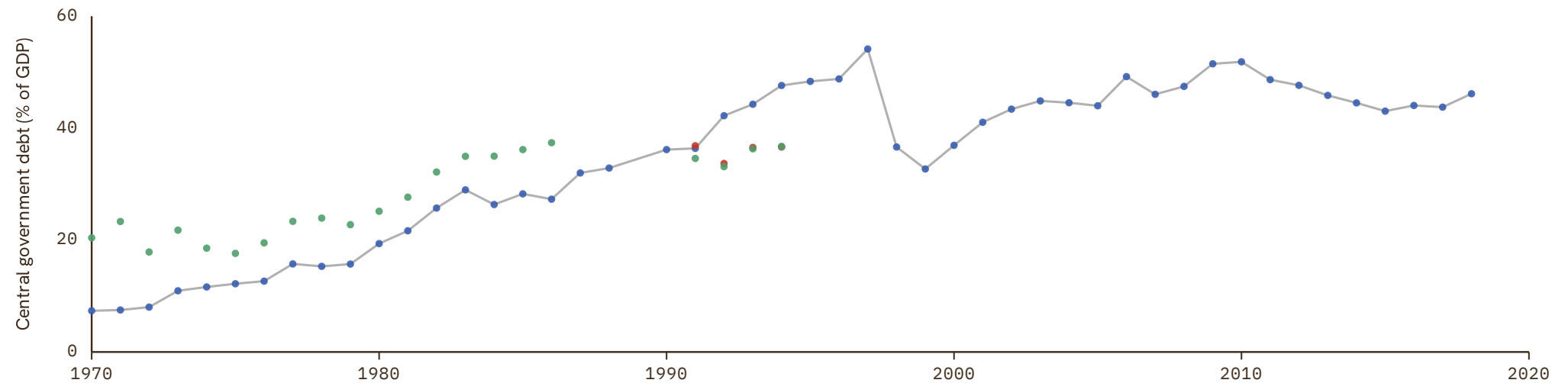
UNIT  
in %

## 1 Source composition

SOURCE	CODE	TIME SPAN	NOTES
<a href="#">Samba Mbaye et al. (2018)</a>	IMF GDD	1970 - 2018	Baseline source, overlaps with anchor year 2015.

## 2 Harmonised series

— GMD estimate   ● IMF GDD   ● WDI   ● WDI ARC



# Finland

COVERAGE  
1914–2018

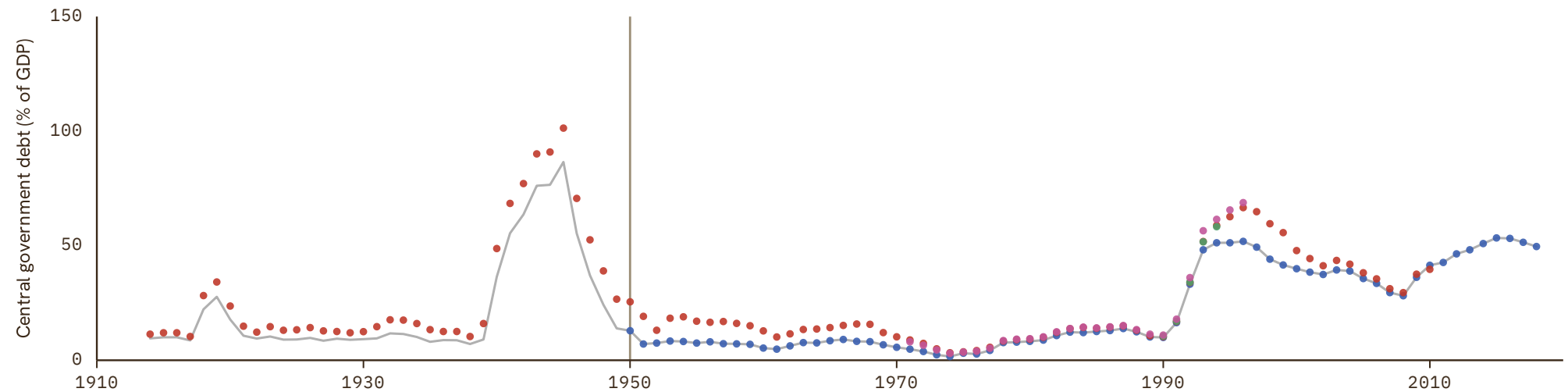
UNIT  
in %

## 1 Source composition

SOURCE	CODE	TIME SPAN	NOTES
<a href="#">Carmen M. Reinhart et al. (2009)</a>	RR	1914 - 1949	Ratio-spliced using overlapping data in 1950: (ratio = 100%).
<a href="#">Samba Mbaye et al. (2018)</a>	IMF GDD	1950 - 2018	Baseline source, overlaps with anchor year 2015.

## 2 Harmonised series

— GMD estimate | Source change ● IMF GDD ● RR ● WDI ● WDI ARC



# France

COVERAGE  
1880–2023

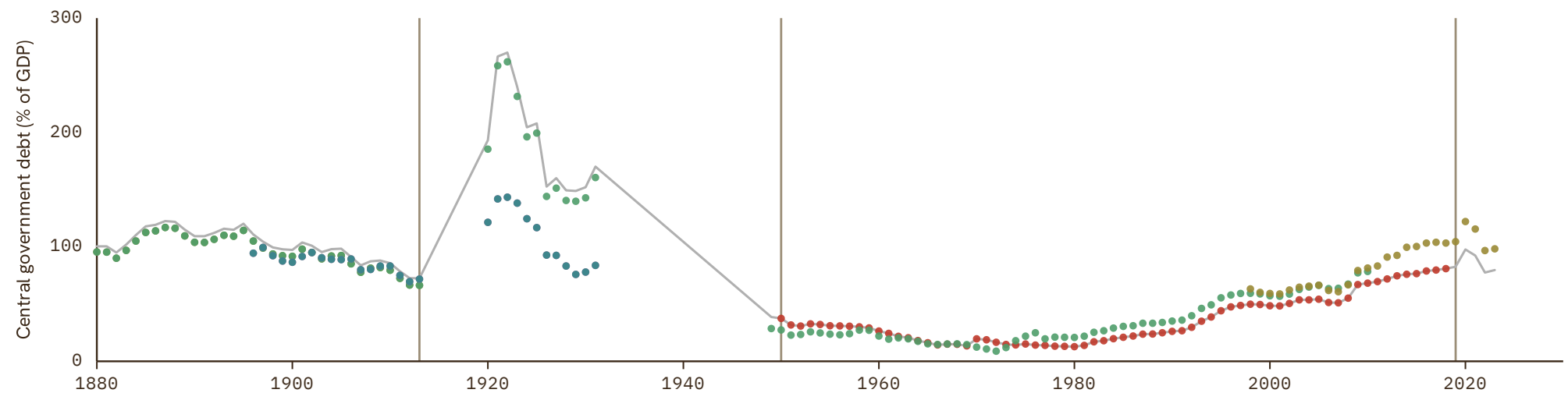
UNIT  
in %

## 1 Source composition

SOURCE	CODE	TIME SPAN	NOTES
<a href="#">Marc Flandreau et al. (2004)</a>	FZ	1880 - 1912	Ratio-spliced using overlapping data in 1913: (ratio = 100%).
<a href="#">Carmen M. Reinhart et al. (2009)</a>	RR	1913 - 1949	Ratio-spliced using overlapping data in 1950: (ratio = 100%).
<a href="#">Samba Mbaye et al. (2018)</a>	IMF GDD	1950 - 2018	Baseline source, overlaps with anchor year 2015.
<a href="#">World Bank (2024)</a>	WDI	2019 - 2023	Ratio-spliced using overlapping data in 2024: (ratio = 100%).

## 2 Harmonised series

— GMD estimate | Source change ● FZ ● IMF GDD ● RR ● Villa ● WDI ● CS4



# Gabon

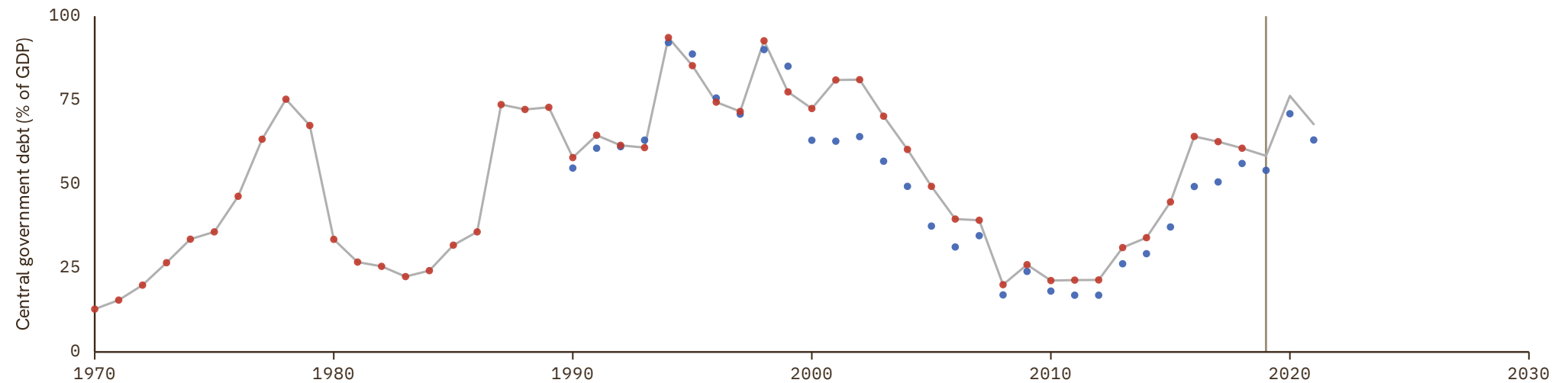
COVERAGE | UNIT  
1970–2021 | in %

## 1 Source composition

SOURCE	CODE	TIME SPAN	NOTES
<a href="#">Samba Mbaye et al. (2018)</a>	IMF GDD	1970 - 2018	Baseline source, overlaps with anchor year 2015.
<a href="#">African Union (2024)</a>	AFRISTAT	2019 - 2021	Ratio-spliced using overlapping data in 2022: (ratio = 100%).

## 2 Harmonised series

— GMD estimate | | Source change ● AFRISTAT ● IMF GDD



# Gambia

COVERAGE  
1973–2018

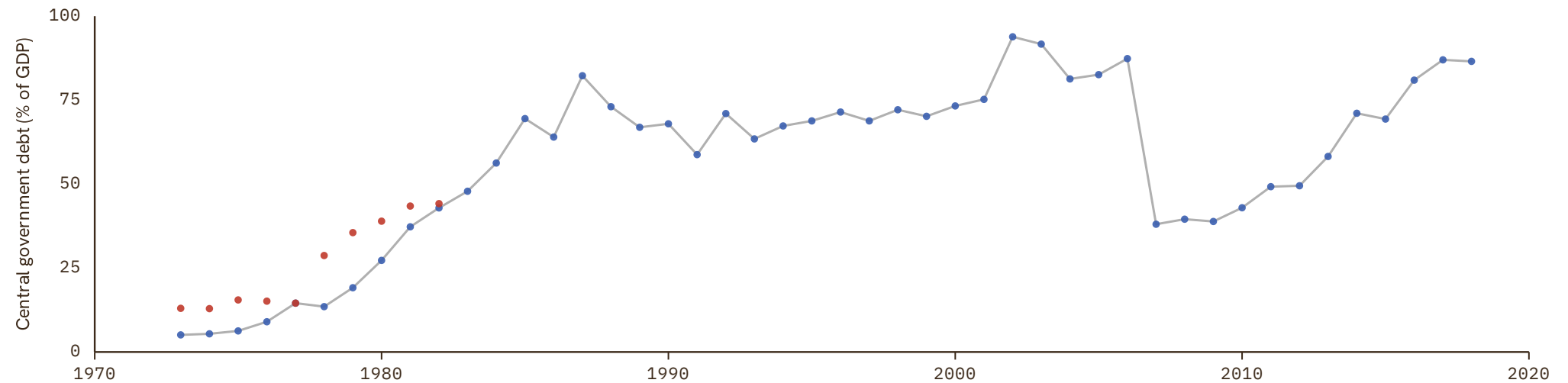
UNIT  
in %

## 1 Source composition

SOURCE	CODE	TIME SPAN	NOTES
Samba Mbaye et al. (2018)	IMF GDD	1973 - 2018	Baseline source, overlaps with anchor year 2015.

## 2 Harmonised series

— GMD estimate    ● IMF GDD    ● WDI ARC



# Georgia

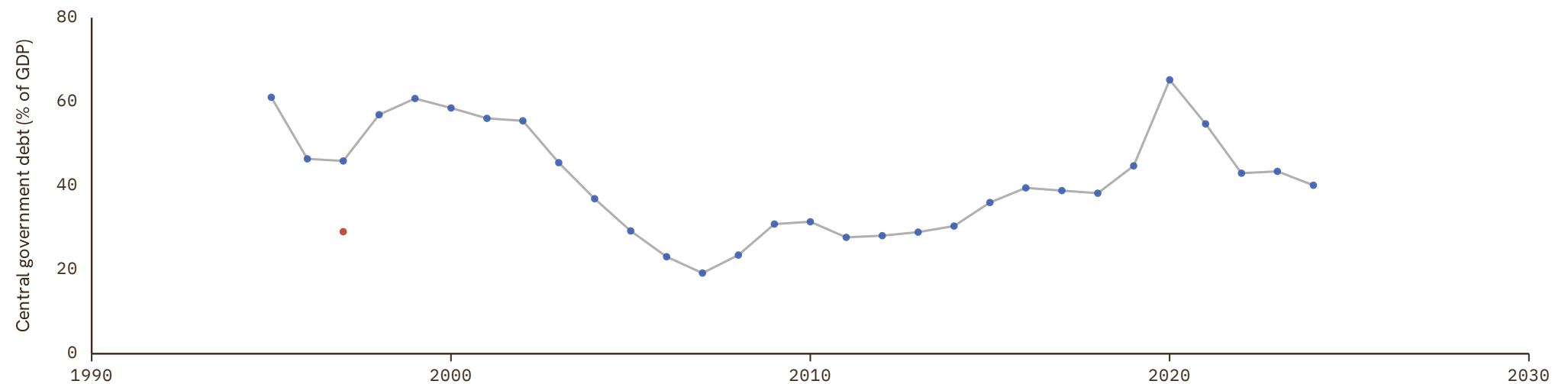
COVERAGE  
1995–2024UNIT  
in %

## 1 Source composition

SOURCE	CODE	TIME SPAN	NOTES
World Bank (2024)	WDI	1995 - 2024	Baseline source, overlaps with anchor year 2015.

## 2 Harmonised series

— GMD estimate ● WDI ● WDI ARC



# Germany

COVERAGE  
1880–2018

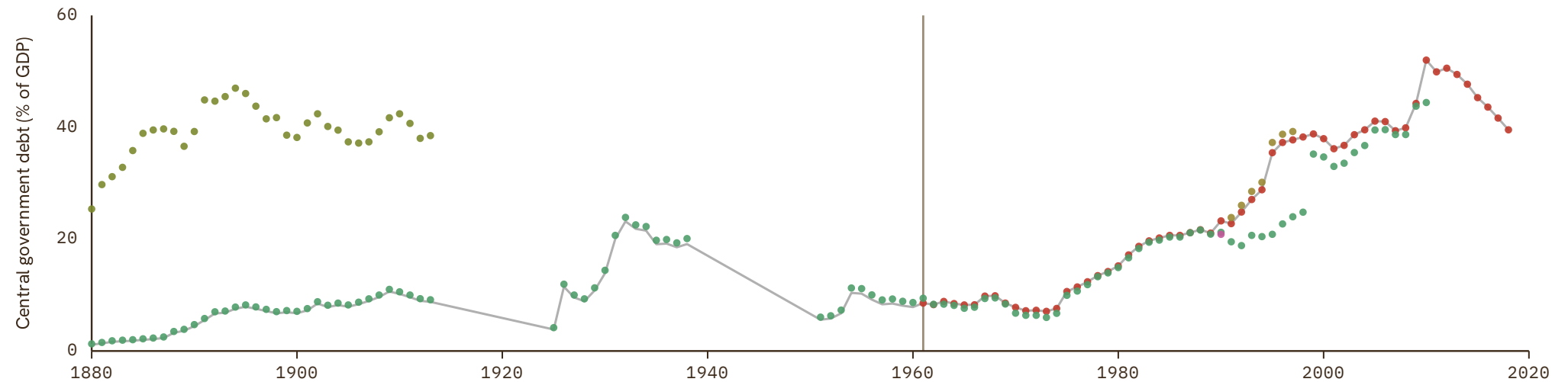
UNIT  
in %

## 1 Source composition

SOURCE	CODE	TIME SPAN	NOTES
<a href="#">Carmen M. Reinhart et al. (2009)</a>	RR	1880 - 1960	Ratio-spliced using overlapping data in 1961: (ratio = 100%).
<a href="#">Samba Mbaye et al. (2018)</a>	IMF GDD	1961 - 2018	Baseline source, overlaps with anchor year 2015.

## 2 Harmonised series

— GMD estimate | Source change ● FZ ● IMF GDD ● RR ● WDI ● WDI ARC



# Ghana

COVERAGE  
1911-2018

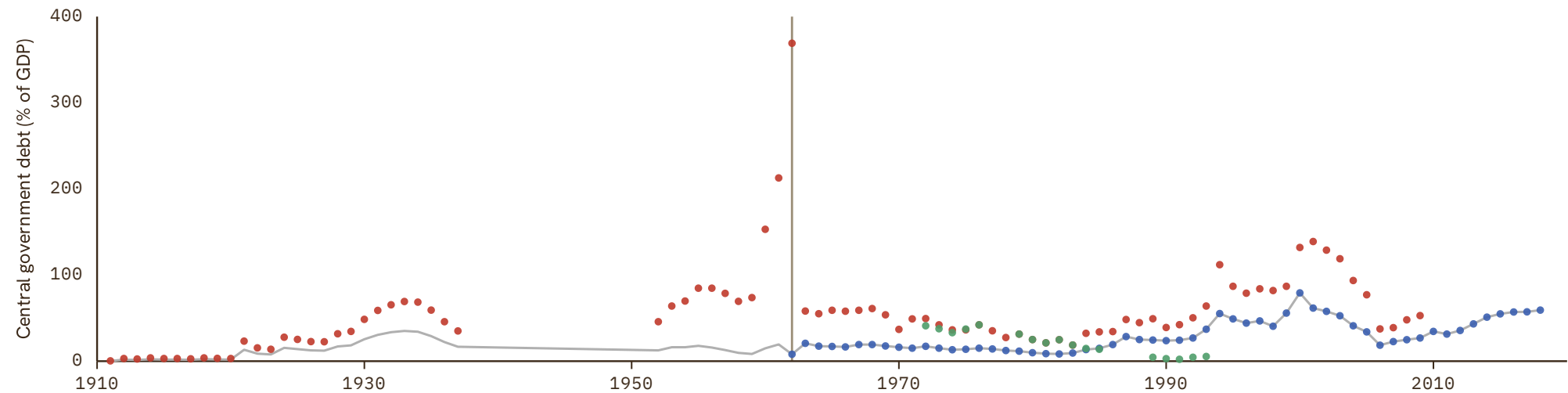
UNIT  
in %

## 1 Source composition

SOURCE	CODE	TIME SPAN	NOTES
<a href="#">Carmen M. Reinhart et al. (2009)</a>	RR	1911 - 1961	Ratio-spliced using overlapping data in 1962: (ratio = 100%).
<a href="#">Samba Mbaye et al. (2018)</a>	IMF GDD	1962 - 2018	Baseline source, overlaps with anchor year 2015.

## 2 Harmonised series

— GMD estimate | Source change ● IMF GDD ● RR ● WDI ARC



# Greece

COVERAGE  
1848–2023

UNIT  
in %

## 1 Source composition

SOURCE	CODE	TIME SPAN	NOTES
<a href="#">Carmen M. Reinhart et al. (2009)</a>	RR	1848 - 1883	Ratio-spliced using overlapping data in 1884: (ratio = 100%).
<a href="#">Marc Flandreau et al. (2004)</a>	FZ	1884 - 1912	Ratio-spliced using overlapping data in 1913: (ratio = 100%).
<a href="#">Carmen M. Reinhart et al. (2009)</a>	RR	1913 - 1939	Ratio-spliced using overlapping data in 1940: (ratio = 100%).
<a href="#">Samba Mbaye et al. (2018)</a>	IMF GDD	1950 - 2018	Baseline source, overlaps with anchor year 2015.
<a href="#">World Bank (2024)</a>	WDI	2019 - 2023	Ratio-spliced using overlapping data in 2024: (ratio = 100%).

## 2 Harmonised series

— GMD estimate | Source change ● FZ ● IMF GDD ● RR ● WDI ● WDI ARC



# Grenada

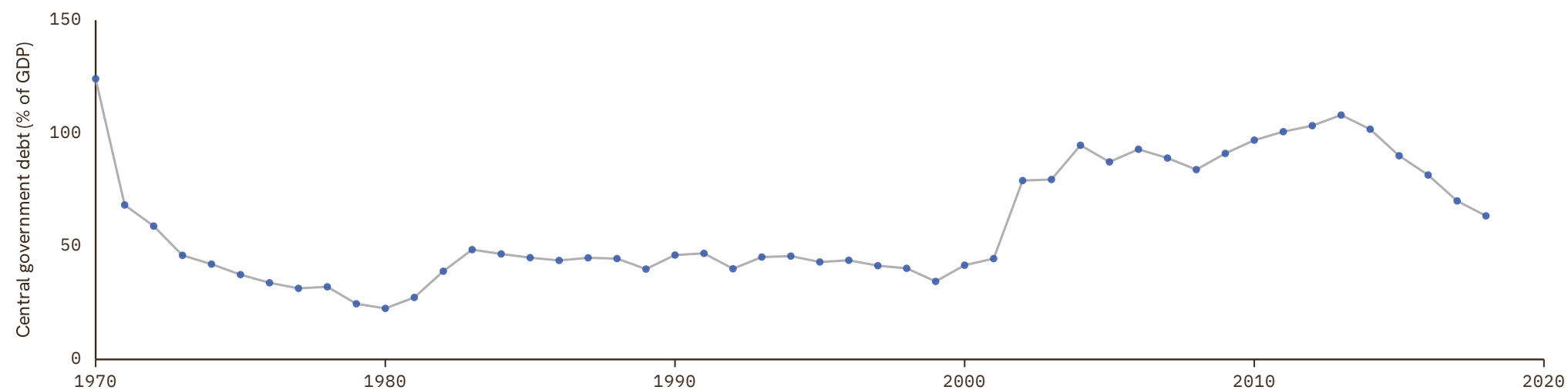
COVERAGE  
1970–2018UNIT  
in %

## 1 Source composition

SOURCE	CODE	TIME SPAN	NOTES
<a href="#">Samba Mbaye et al. (2018)</a>	IMF GDD	1970 - 2018	Baseline source, overlaps with anchor year 2015.

## 2 Harmonised series

— GMD estimate ● IMF GDD



# Guatemala

COVERAGE  
1922–2018

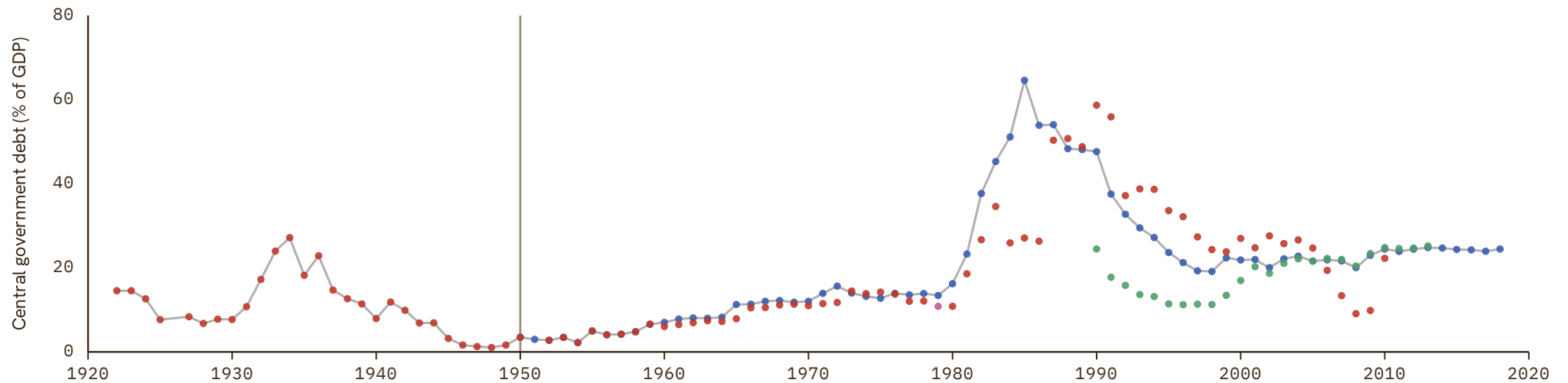
UNIT  
in %

## 1 Source composition

SOURCE	CODE	TIME SPAN	NOTES
<a href="#">Carmen M. Reinhart et al. (2009)</a>	RR	1922 - 1949	Ratio-spliced using overlapping data in 1950: (ratio = 100%).
<a href="#">Samba Mbaye et al. (2018)</a>	IMF GDD	1950 - 2018	Baseline source, overlaps with anchor year 2015.

## 2 Harmonised series

— GMD estimate | | Source change ● IMF GDD ● RR ● WDI ● WDI ARC



# Guinea

COVERAGE  
1990–2022

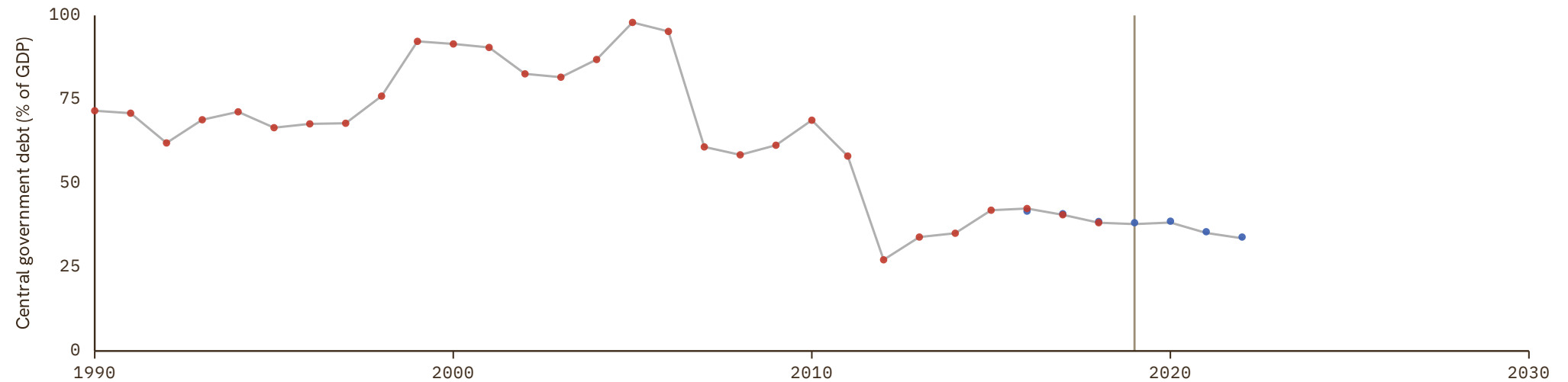
UNIT  
in %

## 1 Source composition

SOURCE	CODE	TIME SPAN	NOTES
<a href="#">Samba Mbaye et al. (2018)</a>	IMF GDD	1990 - 2018	Baseline source, overlaps with anchor year 2015.
<a href="#">African Union (2024)</a>	AFRISTAT	2019 - 2022	Ratio-spliced using overlapping data in 2023: (ratio = 100%).

## 2 Harmonised series

— GMD estimate | Source change ● AFRISTAT ● IMF GDD



# Guinea-Bissau

COVERAGE  
1986-2018

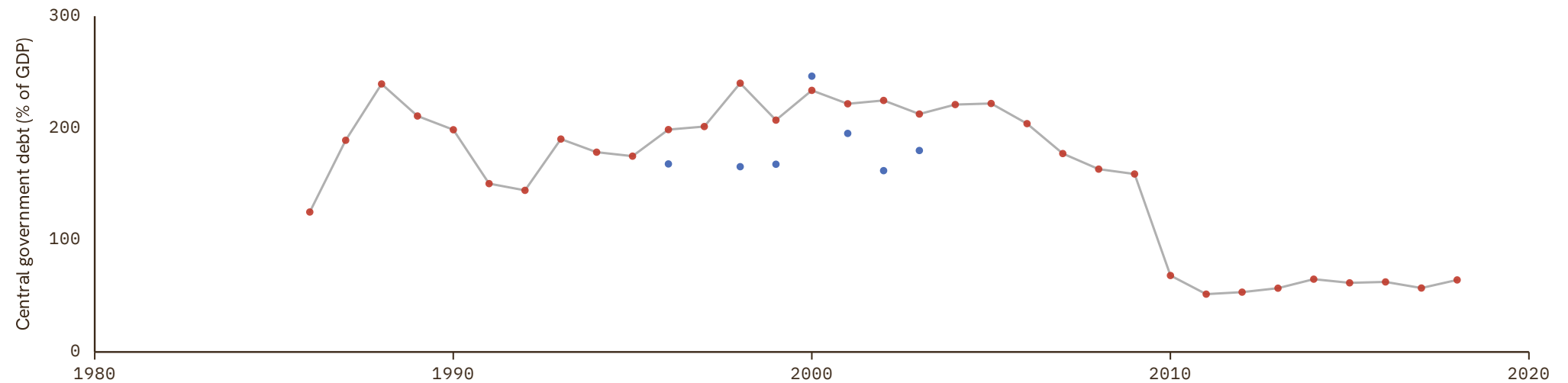
UNIT  
in %

## 1 Source composition

SOURCE	CODE	TIME SPAN	NOTES
<a href="#">Samba Mbaye et al. (2018)</a>	IMF GDD	1986 - 2018	Baseline source, overlaps with anchor year 2015.

## 2 Harmonised series

— GMD estimate   ● AFRISTAT   ● IMF GDD



# Guyana

COVERAGE  
1963–2018

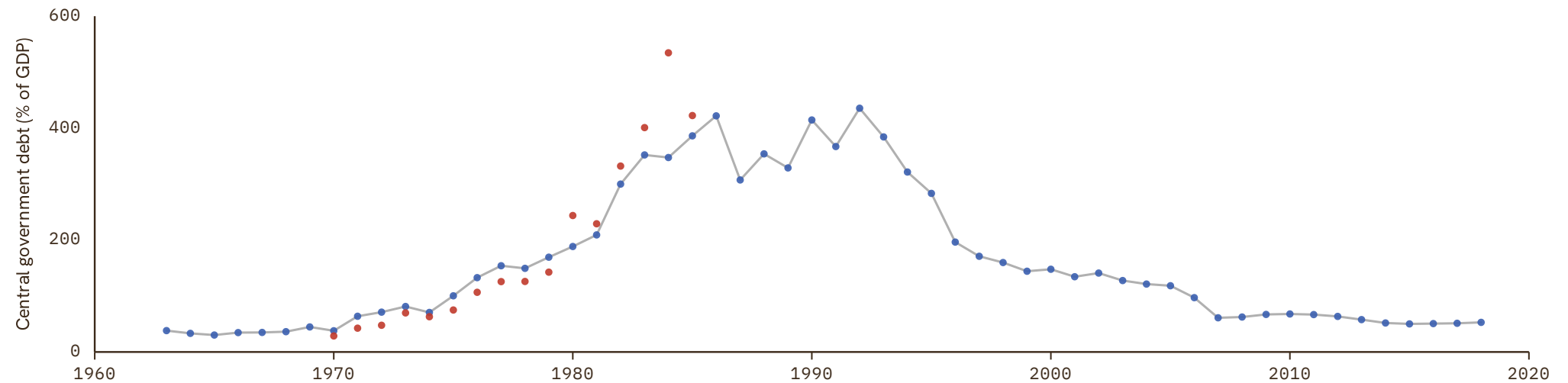
UNIT  
in %

## 1 Source composition

SOURCE	CODE	TIME SPAN	NOTES
<a href="#">Samba Mbaye et al. (2018)</a>	IMF GDD	1963 - 2018	Baseline source, overlaps with anchor year 2015.

## 2 Harmonised series

— GMD estimate    ● IMF GDD    ● WDI ARC



# Haiti

COVERAGE  
1970–2018

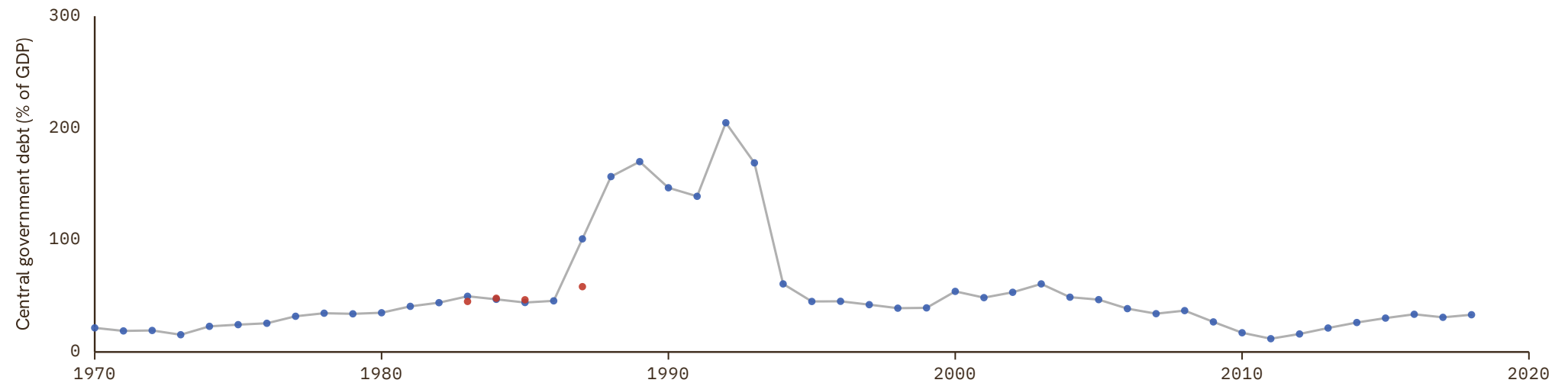
UNIT  
in %

## 1 Source composition

SOURCE	CODE	TIME SPAN	NOTES
<a href="#">Samba Mbaye et al. (2018)</a>	IMF GDD	1970 - 2018	Baseline source, overlaps with anchor year 2015.

## 2 Harmonised series

— GMD estimate   ● IMF GDD   ● WDI ARC



# Honduras

COVERAGE  
1914–2018

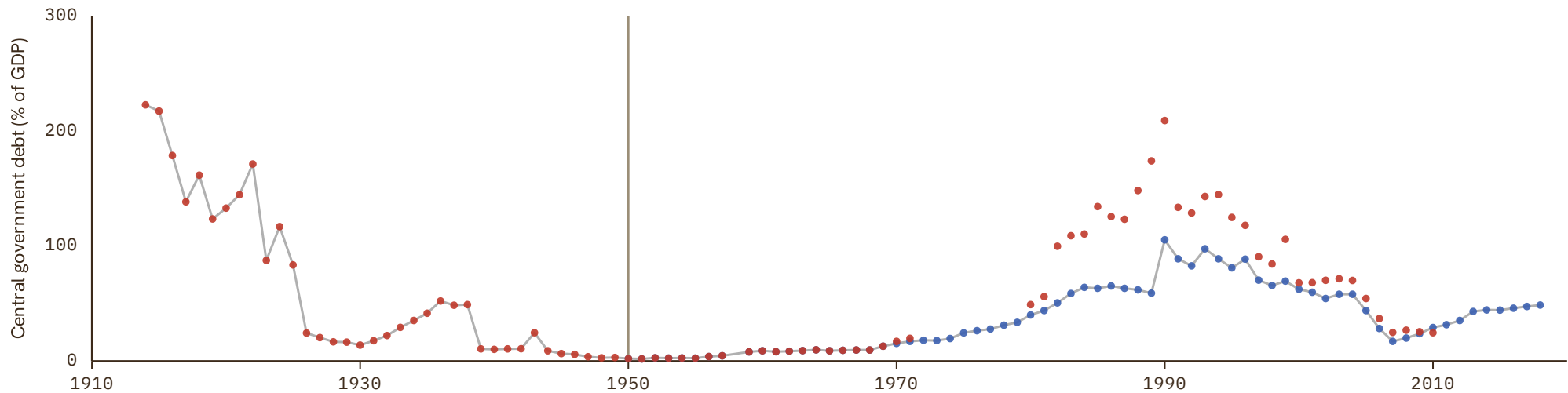
UNIT  
in %

## 1 Source composition

SOURCE	CODE	TIME SPAN	NOTES
<a href="#">Carmen M. Reinhart et al. (2009)</a>	RR	1914 - 1949	Ratio-spliced using overlapping data in 1950: (ratio = 100%).
<a href="#">Samba Mbaye et al. (2018)</a>	IMF GDD	1950 - 2018	Baseline source, overlaps with anchor year 2015.

## 2 Harmonised series

— GMD estimate | Source change ● IMF GDD ● RR



# Hong Kong

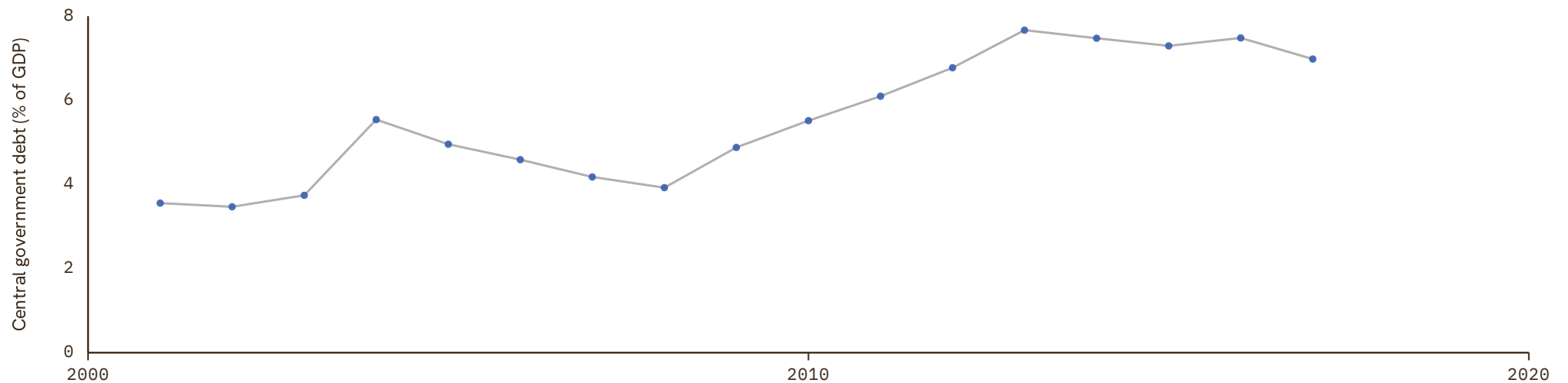
COVERAGE  
2001–2017UNIT  
in %

## 1 Source composition

SOURCE	CODE	TIME SPAN	NOTES
<a href="#">Samba Mbaye et al. (2018)</a>	IMF GDD	2001 - 2017	Baseline source, overlaps with anchor year 2015.

## 2 Harmonised series

— GMD estimate ● IMF GDD



# Hungary

COVERAGE  
1880–2024

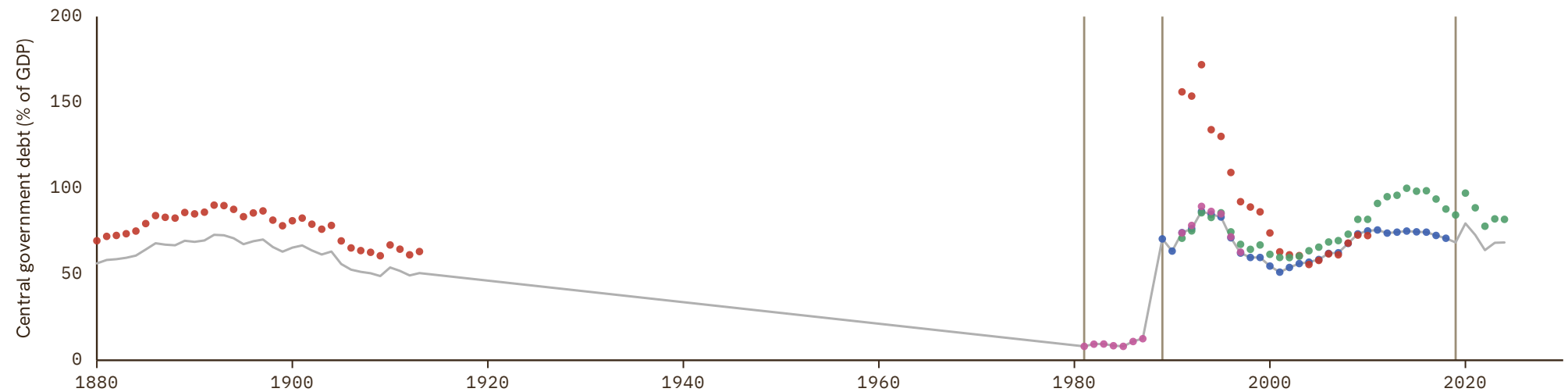
UNIT  
in %

## 1 Source composition

SOURCE	CODE	TIME SPAN	NOTES
<a href="#">Carmen M. Reinhart et al. (2009)</a>	RR	1880 - 1913	Ratio-spliced using overlapping data in 1914: (ratio = 100%).
<a href="#">World Bank (1999)</a>	WDI ARC	1981 - 1987	Ratio-spliced using overlapping data in 1988: (ratio = 100%).
<a href="#">Samba Mbaye et al. (2018)</a>	IMF GDD	1989 - 2018	Baseline source, overlaps with anchor year 2015.
<a href="#">World Bank (2024)</a>	WDI	2019 - 2024	Ratio-spliced using overlapping data in 2025: (ratio = 100%).

## 2 Harmonised series

— GMD estimate | Source change ● IMF GDD ● RR ● WDI ● WDI ARC



# Iceland

COVERAGE  
1908-2023

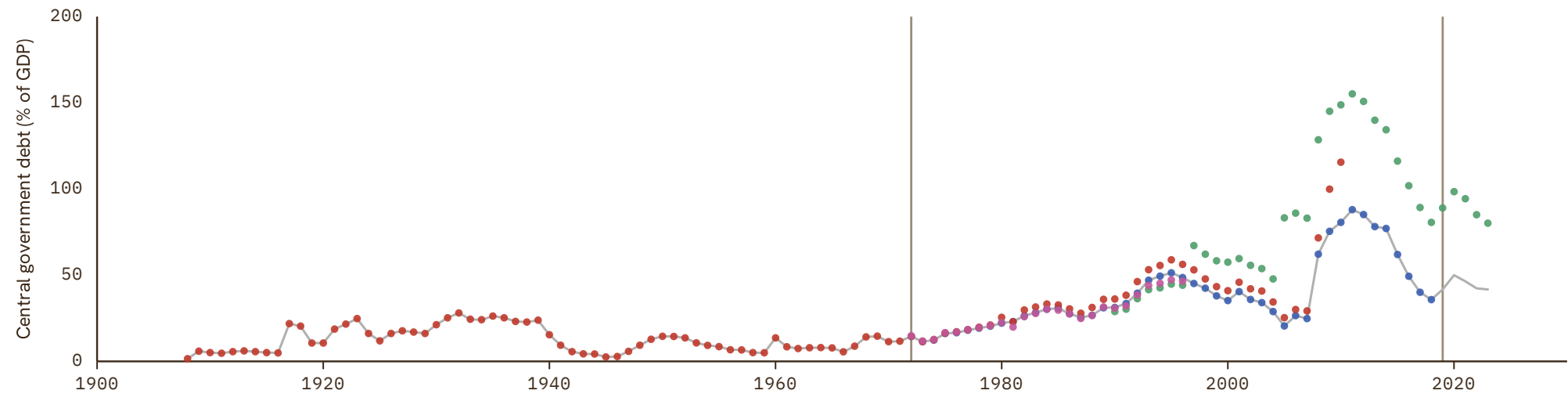
UNIT  
in %

## 1 Source composition

SOURCE	CODE	TIME SPAN	NOTES
<a href="#">Carmen M. Reinhart et al. (2009)</a>	RR	1908 - 1971	Ratio-spliced using overlapping data in 1972: (ratio = 100%).
<a href="#">Samba Mbaye et al. (2018)</a>	IMF GDD	1972 - 2018	Baseline source, overlaps with anchor year 2015.
<a href="#">World Bank (2024)</a>	WDI	2019 - 2023	Ratio-spliced using overlapping data in 2024: (ratio = 100%).

## 2 Harmonised series

— GMD estimate | Source change ● IMF GDD ● RR ● WDI ● WDI ARC



# India

COVERAGE  
1841–2018

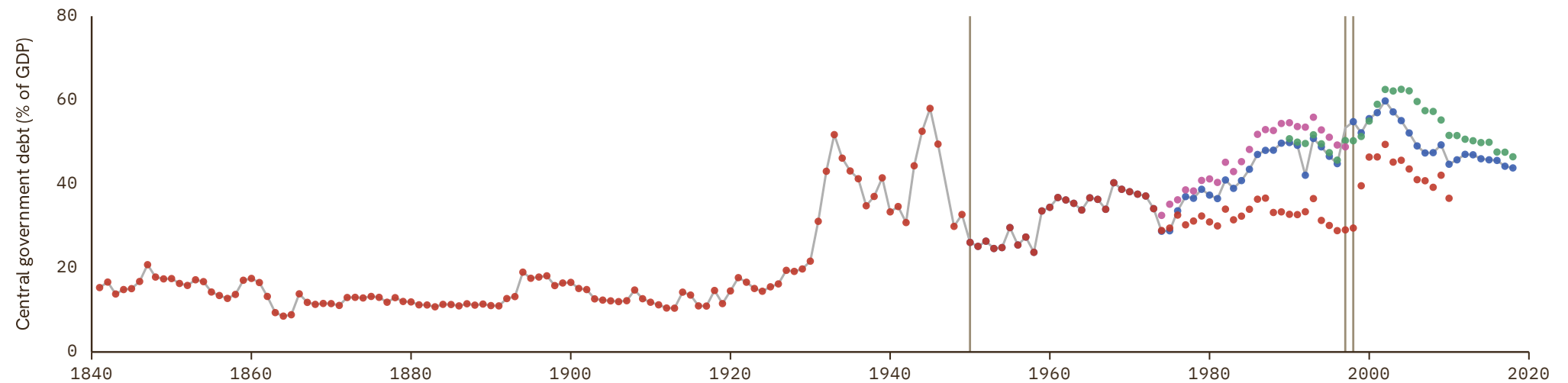
UNIT  
in %

## 1 Source composition

SOURCE	CODE	TIME SPAN	NOTES
<a href="#">Carmen M. Reinhart et al. (2009)</a>	RR	1841 - 1949	Ratio-spliced using overlapping data in 1950: (ratio = 100%).
<a href="#">Samba Mbaye et al. (2018)</a>	IMF GDD	1950 - 1996	Ratio-spliced using overlapping data in 1997: (ratio = 100%).
<a href="#">Carmen M. Reinhart et al. (2009)</a>	RR	1997 - 1997	Ratio-spliced using overlapping data in 1998: (ratio = 100%).
<a href="#">Samba Mbaye et al. (2018)</a>	IMF GDD	1998 - 2018	Baseline source, overlaps with anchor year 2015.

## 2 Harmonised series

— GMD estimate | Source change ● IMF GDD ● RR ● WDI ● WDI ARC



# Indonesia

COVERAGE  
1911-2022

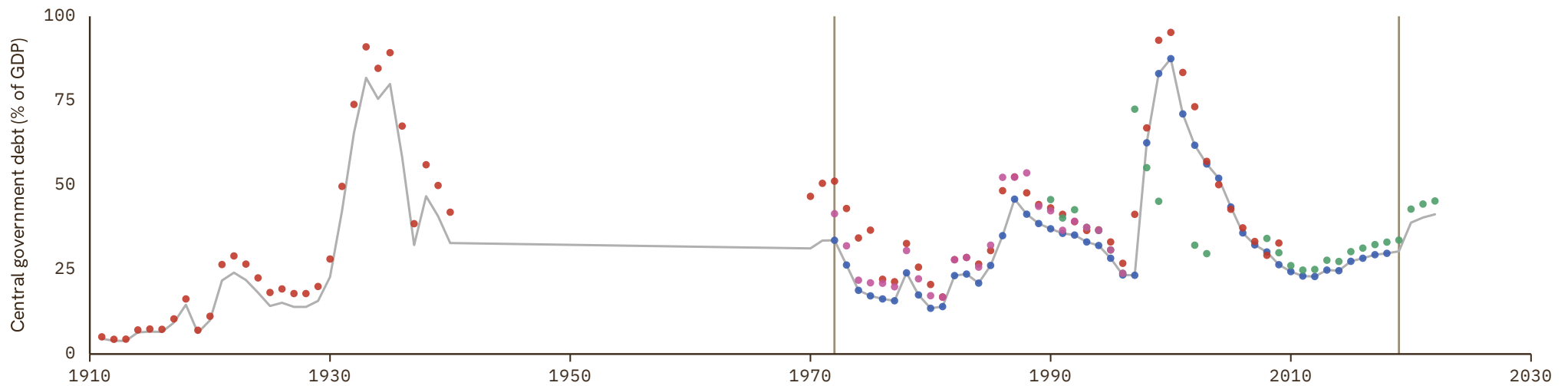
UNIT  
in %

## 1 Source composition

SOURCE	CODE	TIME SPAN	NOTES
<a href="#">Carmen M. Reinhart et al. (2009)</a>	RR	1911 - 1971	Ratio-spliced using overlapping data in 1972: (ratio = 100%).
<a href="#">Samba Mbaye et al. (2018)</a>	IMF GDD	1972 - 2018	Baseline source, overlaps with anchor year 2015.
<a href="#">World Bank (2024)</a>	WDI	2019 - 2022	Ratio-spliced using overlapping data in 2023: (ratio = 100%).

## 2 Harmonised series

— GMD estimate | Source change ● IMF GDD ● RR ● WDI ● WDI ARC



# Iran

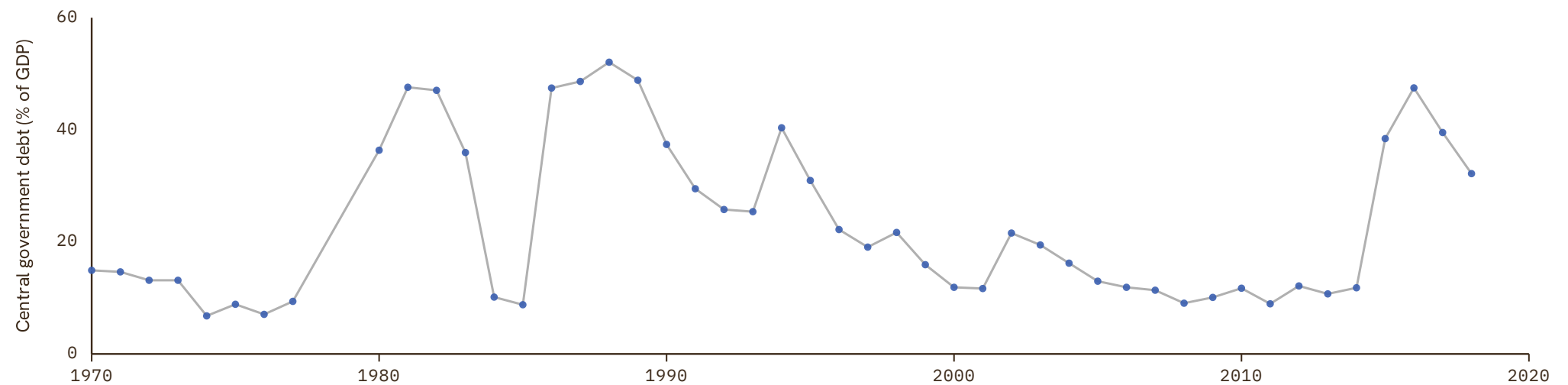
COVERAGE	UNIT
1970–2018	in %

## 1 Source composition

SOURCE	CODE	TIME SPAN	NOTES
<a href="#">Samba Mbaye et al. (2018)</a>	IMF GDD	1970 - 2018	Baseline source, overlaps with anchor year 2015.

## 2 Harmonised series

— GMD estimate ● IMF GDD



# Iraq

COVERAGE  
2004–2018

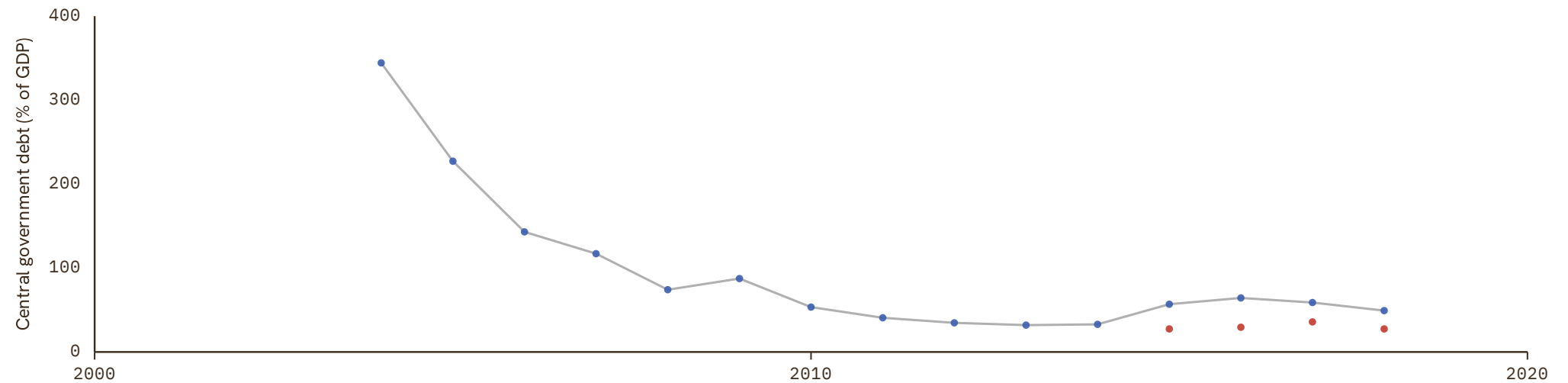
UNIT  
in %

## 1 Source composition

SOURCE	CODE	TIME SPAN	NOTES
Samba Mbaye et al. (2018)	IMF GDD	2004 - 2018	Baseline source, overlaps with anchor year 2015.

## 2 Harmonised series

— GMD estimate ● IMF GDD ● WDI



# Ireland

COVERAGE

1924–2022

UNIT

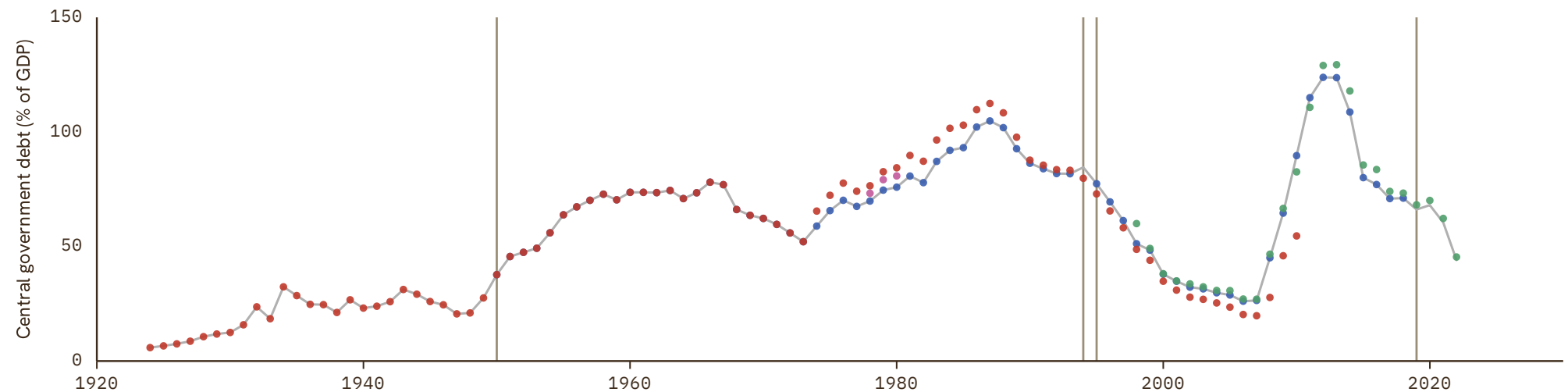
in %

## 1 Source composition

SOURCE	CODE	TIME SPAN	NOTES
<a href="#">Carmen M. Reinhart et al. (2009)</a>	RR	1924 - 1949	Ratio-spliced using overlapping data in 1950: (ratio = 100%).
<a href="#">Samba Mbaye et al. (2018)</a>	IMF GDD	1950 - 1993	Ratio-spliced using overlapping data in 1994: (ratio = 100%).
<a href="#">Carmen M. Reinhart et al. (2009)</a>	RR	1994 - 1994	Ratio-spliced using overlapping data in 1995: (ratio = 100%).
<a href="#">Samba Mbaye et al. (2018)</a>	IMF GDD	1995 - 2018	Baseline source, overlaps with anchor year 2015.
<a href="#">World Bank (2024)</a>	WDI	2019 - 2022	Ratio-spliced using overlapping data in 2023: (ratio = 100%).

## 2 Harmonised series

— GMD estimate | Source change ● IMF GDD ● RR ● WDI ● WDI ARC



# Israel

COVERAGE  
1972–2018

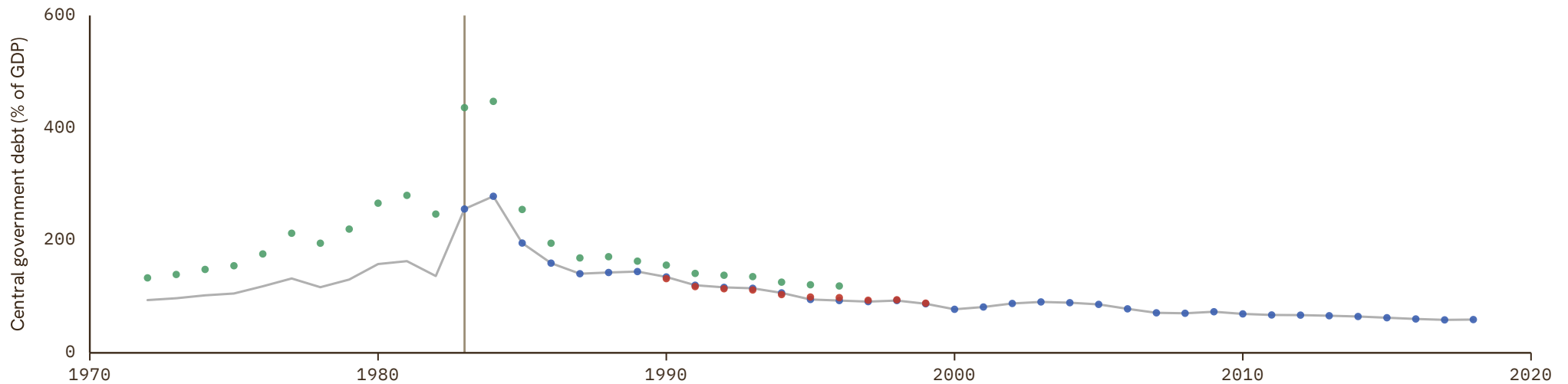
UNIT  
in %

## 1 Source composition

SOURCE	CODE	TIME SPAN	NOTES
World Bank (1999)	WDI ARC	1972 - 1982	Ratio-spliced using overlapping data in 1983: (ratio = 100%).
Samba Mbaye et al. (2018)	IMF GDD	1983 - 2018	Baseline source, overlaps with anchor year 2015.

## 2 Harmonised series

— GMD estimate | Source change ● IMF GDD ● WDI ● WDI ARC



# Italy

COVERAGE  
1861–2018

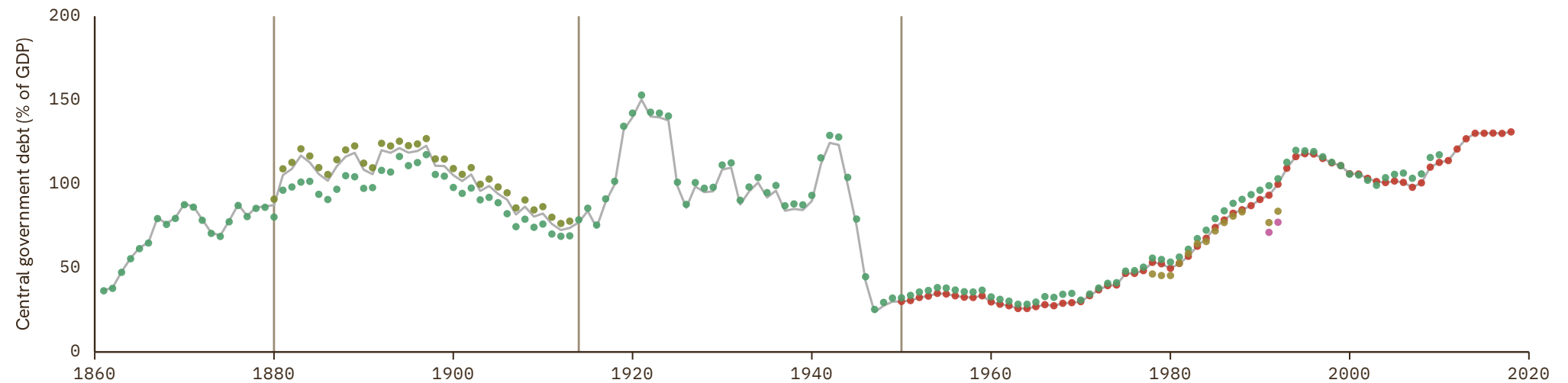
UNIT  
in %

## 1 Source composition

SOURCE	CODE	TIME SPAN	NOTES
Carmen M. Reinhart et al. (2009)	RR	1861 - 1879	Ratio-spliced using overlapping data in 1880: (ratio = 100%).
Marc Flandreau et al. (2004)	FZ	1880 - 1913	Ratio-spliced using overlapping data in 1914: (ratio = 100%).
Carmen M. Reinhart et al. (2009)	RR	1914 - 1949	Ratio-spliced using overlapping data in 1950: (ratio = 100%).
Samba Mbaye et al. (2018)	IMF GDD	1950 - 2018	Baseline source, overlaps with anchor year 2015.

## 2 Harmonised series

— GMD estimate | Source change ● FZ ● IMF GDD ● RR ● WDI ● WDI ARC



# Ivory Coast

COVERAGE  
1970-2022

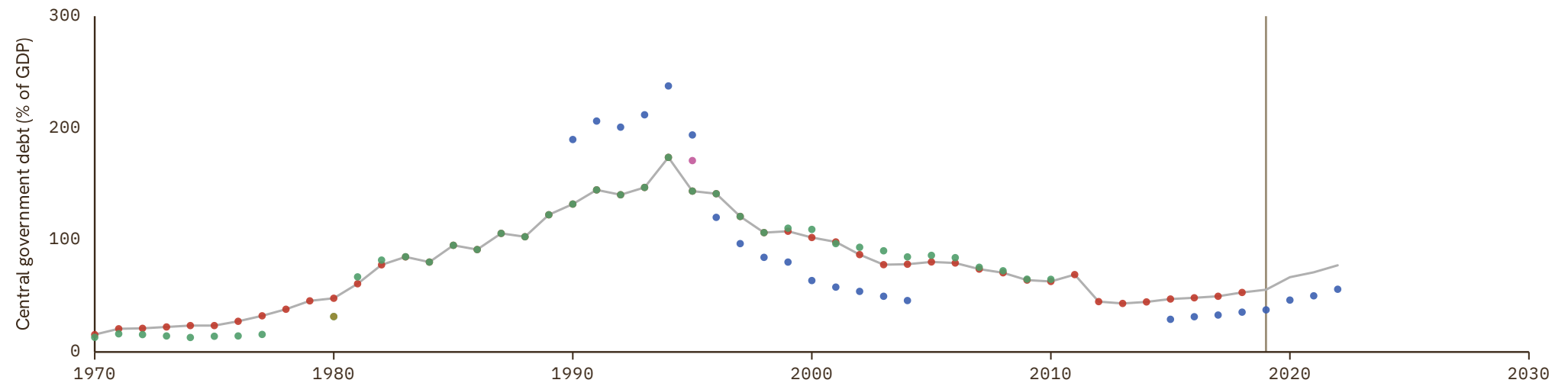
UNIT  
in %

## 1 Source composition

SOURCE	CODE	TIME SPAN	NOTES
<a href="#">Samba Mbaye et al. (2018)</a>	IMF GDD	1970 - 2018	Baseline source, overlaps with anchor year 2015.
<a href="#">African Union (2024)</a>	AFRISTAT	2019 - 2022	Ratio-spliced using overlapping data in 2023: (ratio = 100%).

## 2 Harmonised series

— GMD estimate | Source change ● AFRISTAT ● IMF GDD ● RR ● WDI ● WDI ARC



# Jamaica

COVERAGE  
1963-2020

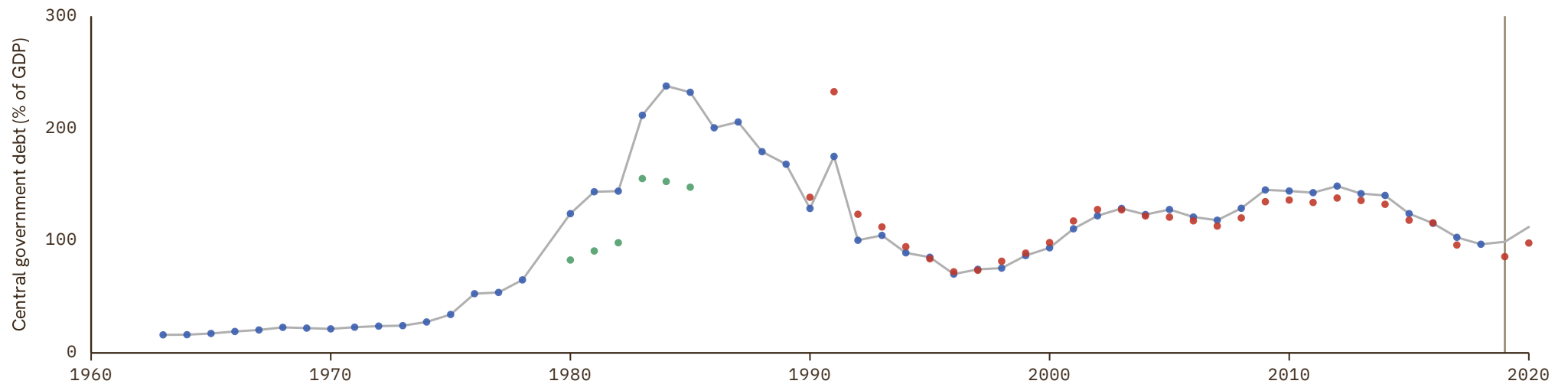
UNIT  
in %

## 1 Source composition

SOURCE	CODE	TIME SPAN	NOTES
<a href="#">Samba Mbaye et al. (2018)</a>	IMF GDD	1963 - 2018	Baseline source, overlaps with anchor year 2015.
<a href="#">World Bank (2024)</a>	WDI	2019 - 2020	Ratio-spliced using overlapping data in 2021: (ratio = 100%).

## 2 Harmonised series

— GMD estimate | | Source change ● IMF GDD ● WDI ● WDI ARC



# Japan

COVERAGE  
1872–2022

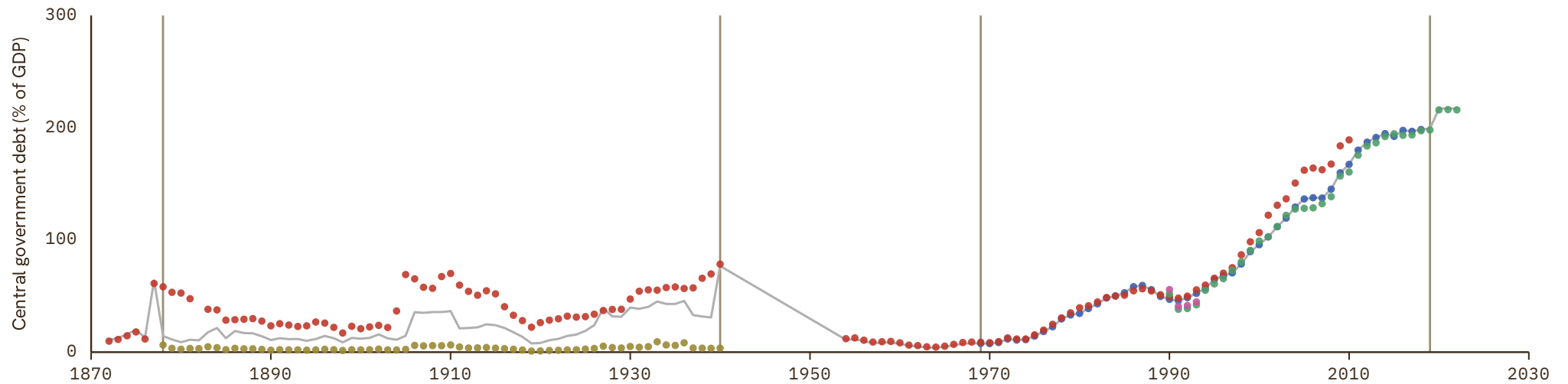
UNIT  
in %

## 1 Source composition

SOURCE	CODE	TIME SPAN	NOTES
<a href="#">Carmen M. Reinhart et al. (2009)</a>	RR	1872 - 1877	Ratio-spliced using overlapping data in 1878: (ratio = 100%).
<a href="#">Diebolt (2003)</a>	CS2 JPN	1878 - 1939	Ratio-spliced using overlapping data in 1940: (ratio = 100%).
<a href="#">Carmen M. Reinhart et al. (2009)</a>	RR	1940 - 1968	Ratio-spliced using overlapping data in 1969: (ratio = 100%).
<a href="#">Samba Mbaye et al. (2018)</a>	IMF GDD	1969 - 2018	Baseline source, overlaps with anchor year 2015.
<a href="#">World Bank (2024)</a>	WDI	2019 - 2022	Ratio-spliced using overlapping data in 2023: (ratio = 100%).

## 2 Harmonised series

— GMD estimate | Source change ● IMF GDD ● RR ● WDI ● WDI ARC ● CS2



# Jordan

COVERAGE  
1969–2023

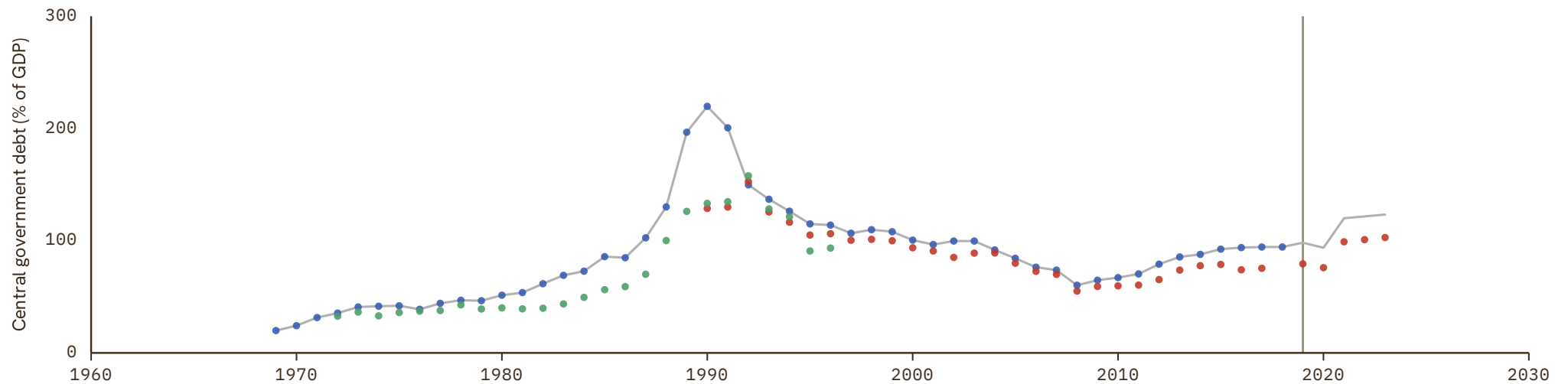
UNIT  
in %

## 1 Source composition

SOURCE	CODE	TIME SPAN	NOTES
<a href="#">Samba Mbaye et al. (2018)</a>	IMF GDD	1969 - 2018	Baseline source, overlaps with anchor year 2015.
<a href="#">World Bank (2024)</a>	WDI	2019 - 2023	Ratio-spliced using overlapping data in 2024: (ratio = 100%).

## 2 Harmonised series

— GMD estimate | Source change ● IMF GDD ● WDI ● WDI ARC



# Kazakhstan

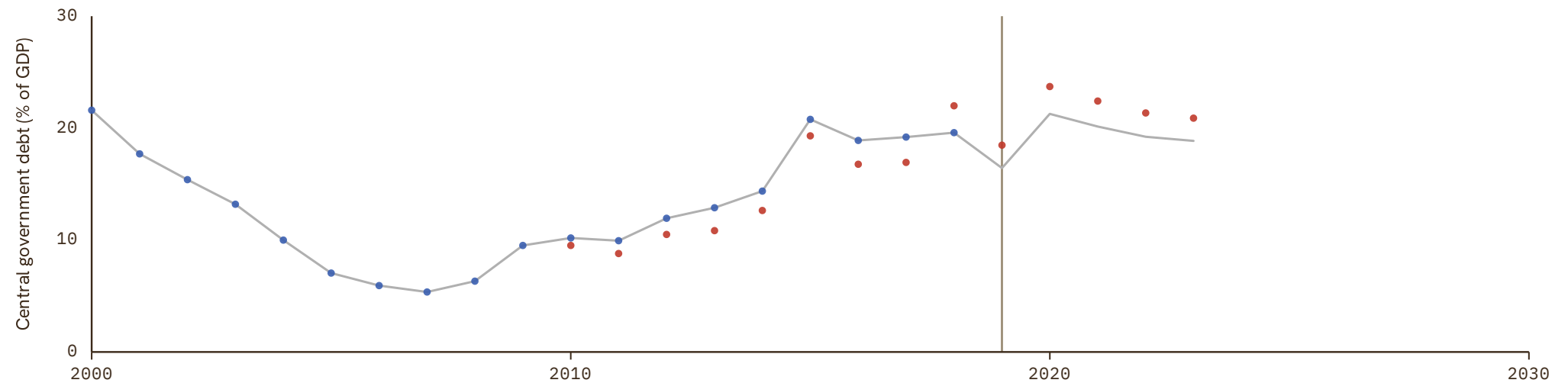
COVERAGE | UNIT  
2000-2023 | in %

## 1 Source composition

SOURCE	CODE	TIME SPAN	NOTES
<a href="#">Samba Mbaye et al. (2018)</a>	IMF GDD	2000 - 2018	Baseline source, overlaps with anchor year 2015.
<a href="#">World Bank (2024)</a>	WDI	2019 - 2023	Ratio-spliced using overlapping data in 2024: (ratio = 100%).

## 2 Harmonised series

— GMD estimate | | Source change ● IMF GDD ● WDI



# Kenya

COVERAGE  
1911–2018

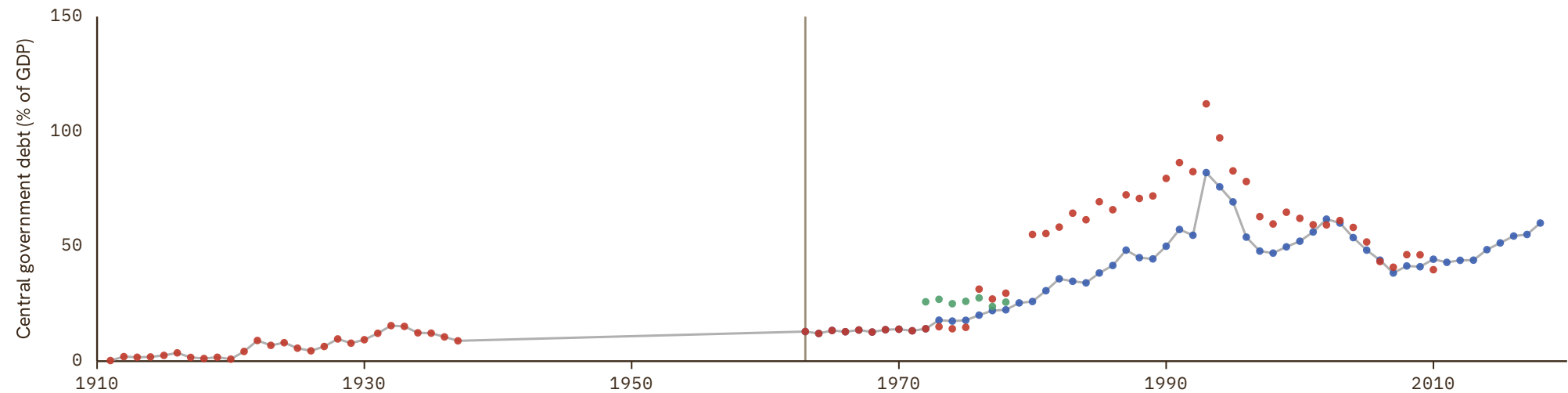
UNIT  
in %

## 1 Source composition

SOURCE	CODE	TIME SPAN	NOTES
<a href="#">Carmen M. Reinhart et al. (2009)</a>	RR	1911 - 1937	Ratio-spliced using overlapping data in 1938: (ratio = 100%).
<a href="#">Samba Mbaye et al. (2018)</a>	IMF GDD	1963 - 2018	Baseline source, overlaps with anchor year 2015.

## 2 Harmonised series

— GMD estimate | Source change ● IMF GDD ● RR ● WDI ARC



# Kuwait

COVERAGE  
1987-2018

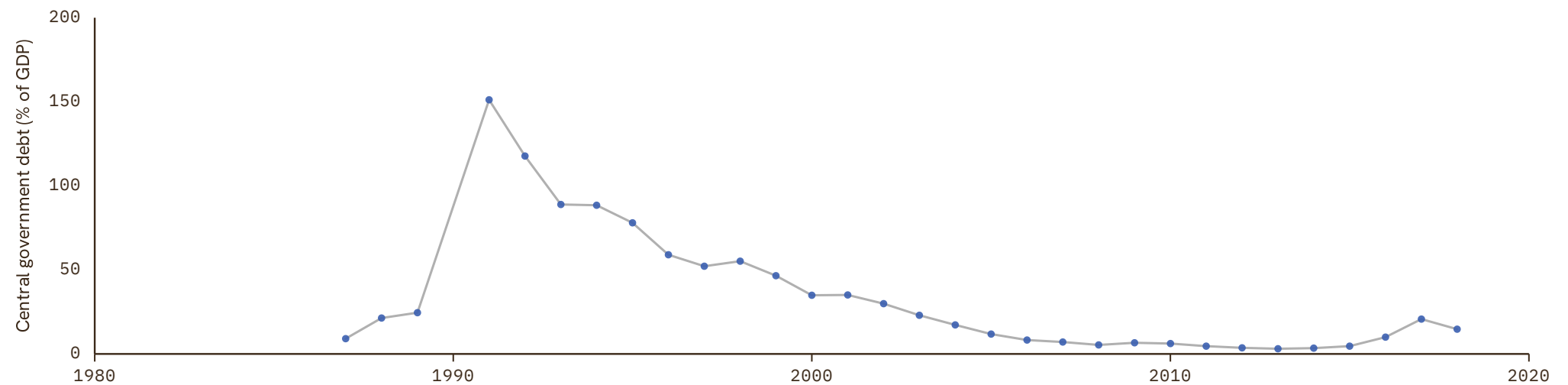
UNIT  
in %

## 1 Source composition

SOURCE	CODE	TIME SPAN	NOTES
<a href="#">Samba Mbaye et al. (2018)</a>	IMF GDD	1987 - 2018	Baseline source, overlaps with anchor year 2015.

## 2 Harmonised series

— GMD estimate ● IMF GDD



# Kyrgyzstan

COVERAGE  
1994–2024

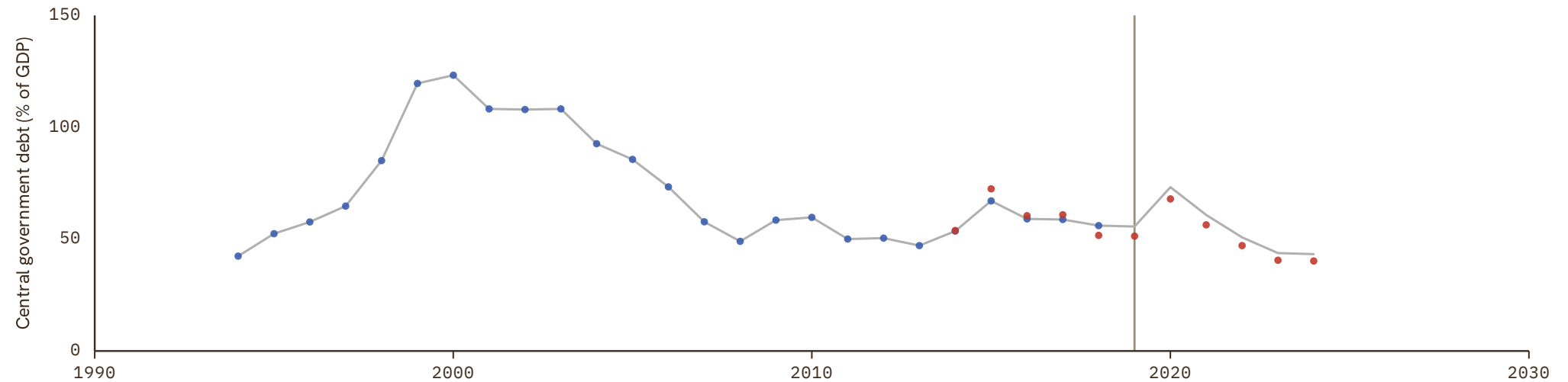
UNIT  
in %

## 1 Source composition

SOURCE	CODE	TIME SPAN	NOTES
<a href="#">Samba Mbaye et al. (2018)</a>	IMF GDD	1994 - 2018	Baseline source, overlaps with anchor year 2015.
<a href="#">World Bank (2024)</a>	WDI	2019 - 2024	Ratio-spliced using overlapping data in 2025: (ratio = 100%).

## 2 Harmonised series

— GMD estimate | | Source change ● IMF GDD ● WDI



# Laos

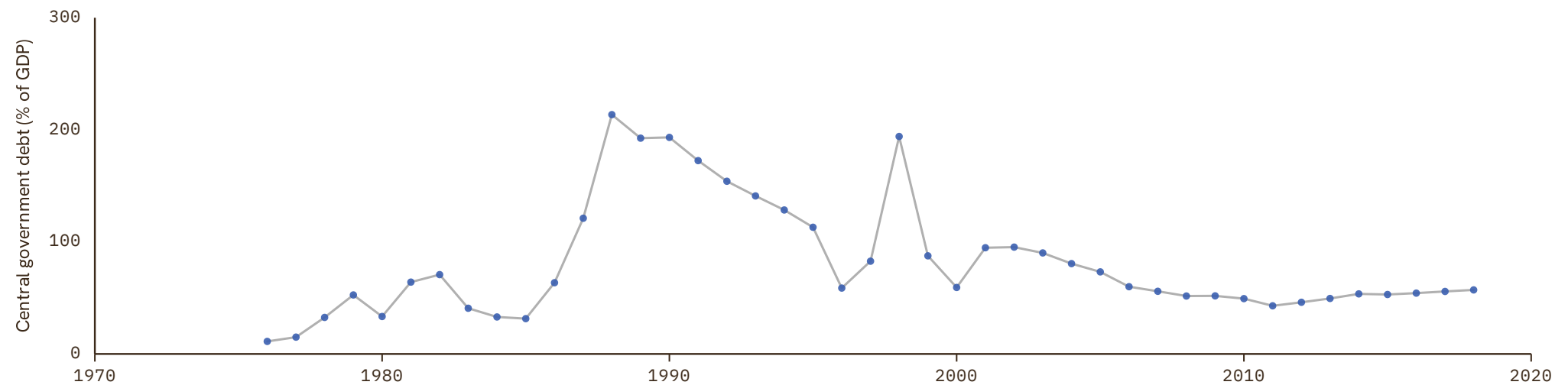
COVERAGE  
1976–2018UNIT  
in %

## 1 Source composition

SOURCE	CODE	TIME SPAN	NOTES
<a href="#">Samba Mbaye et al. (2018)</a>	IMF GDD	1976 - 2018	Baseline source, overlaps with anchor year 2015.

## 2 Harmonised series

— GMD estimate ● IMF GDD



# Latvia

COVERAGE  
1994–2018

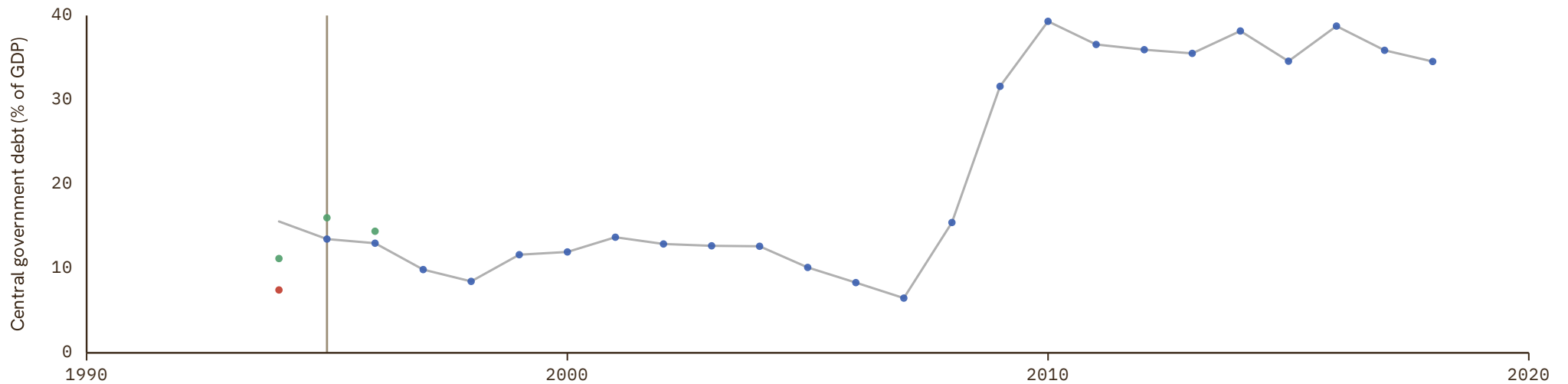
UNIT  
in %

## 1 Source composition

SOURCE	CODE	TIME SPAN	NOTES
<a href="#">World Bank (2024)</a>	WDI	1994 - 1994	Ratio-spliced using overlapping data in 1995: (ratio = 100%).
<a href="#">Samba Mbaye et al. (2018)</a>	IMF GDD	1995 - 2018	Baseline source, overlaps with anchor year 2015.

## 2 Harmonised series

— GMD estimate | Source change ● IMF GDD ● WDI ● WDI ARC



# Lebanon

COVERAGE  
1970-2018

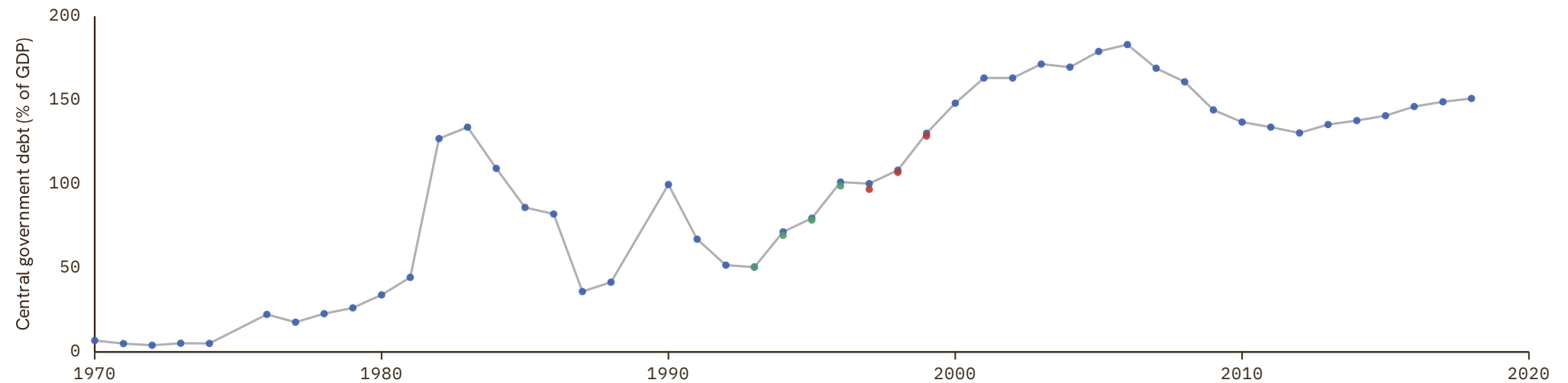
UNIT  
in %

## 1 Source composition

SOURCE	CODE	TIME SPAN	NOTES
<a href="#">Samba Mbaye et al. (2018)</a>	IMF GDD	1970 - 2018	Baseline source, overlaps with anchor year 2015.

## 2 Harmonised series

— GMD estimate   ● IMF GDD   ● WDI   ● WDI ARC



# Lesotho

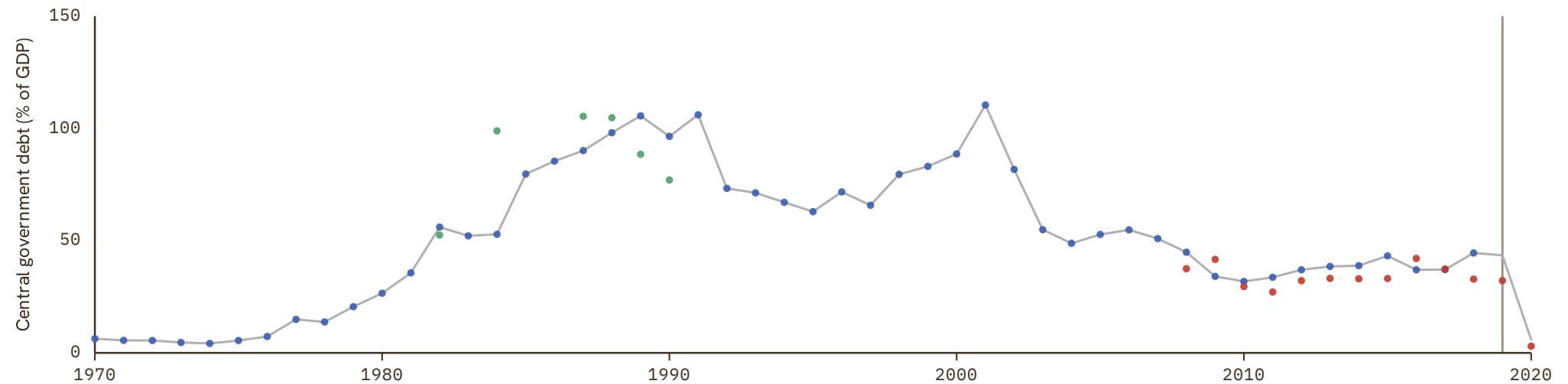
COVERAGE | UNIT  
1970-2020 | in %

## 1 Source composition

SOURCE	CODE	TIME SPAN	NOTES
<a href="#">Samba Mbaye et al. (2018)</a>	IMF GDD	1970 - 2018	Baseline source, overlaps with anchor year 2015.
<a href="#">World Bank (2024)</a>	WDI	2019 - 2020	Ratio-spliced using overlapping data in 2021: (ratio = 100%).

## 2 Harmonised series

— GMD estimate | | Source change ● IMF GDD ● WDI ● WDI ARC



# Liberia

COVERAGE  
1973–2018

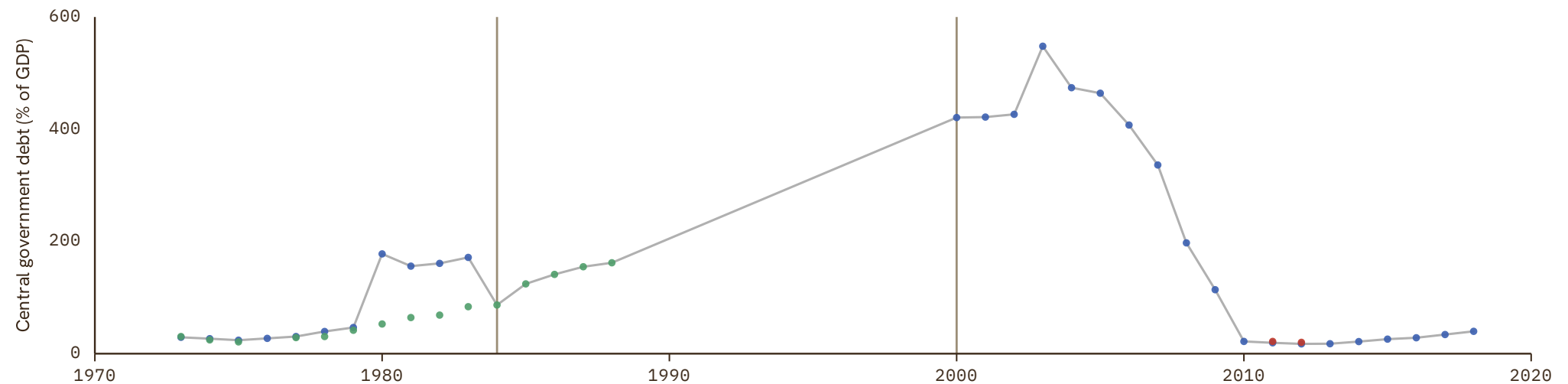
UNIT  
in %

## 1 Source composition

SOURCE	CODE	TIME SPAN	NOTES
<a href="#">Samba Mbaye et al. (2018)</a>	IMF GDD	1973 - 1983	Ratio-spliced using overlapping data in 1984: (ratio = 100%).
<a href="#">World Bank (1999)</a>	WDI ARC	1984 - 1988	Ratio-spliced using overlapping data in 1989: (ratio = 100%).
<a href="#">Samba Mbaye et al. (2018)</a>	IMF GDD	2000 - 2018	Baseline source, overlaps with anchor year 2015.

## 2 Harmonised series

— GMD estimate | Source change ● IMF GDD ● WDI ● WDI ARC



# Libya

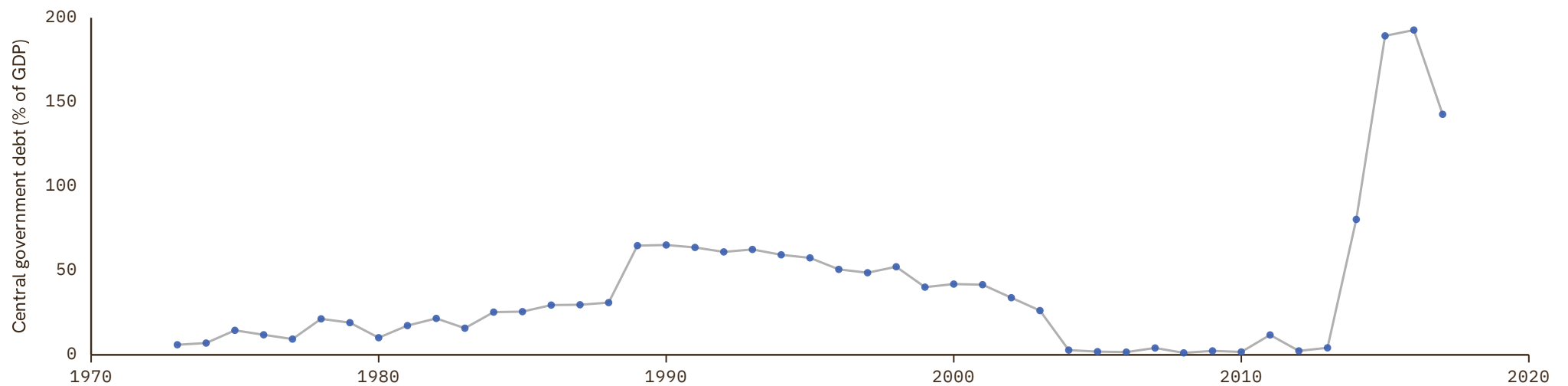
COVERAGE  
1973–2017UNIT  
in %

## 1 Source composition

SOURCE	CODE	TIME SPAN	NOTES
<a href="#">Samba Mbaye et al. (2018)</a>	IMF GDD	1973 - 2017	Baseline source, overlaps with anchor year 2015.

## 2 Harmonised series

— GMD estimate ● IMF GDD



# Lithuania

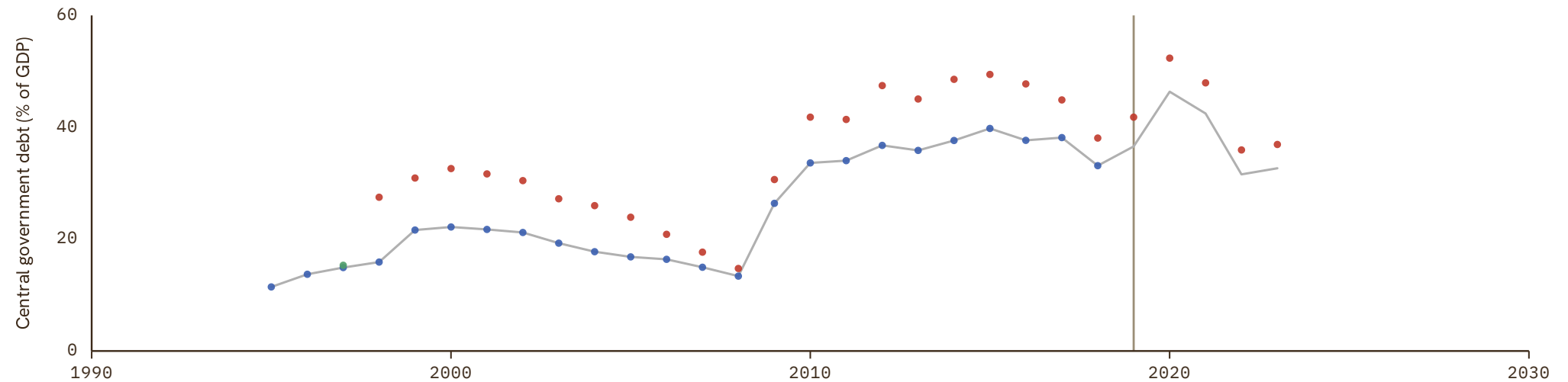
COVERAGE | UNIT  
1995-2023 | in %

## 1 Source composition

SOURCE	CODE	TIME SPAN	NOTES
<a href="#">Samba Mbaye et al. (2018)</a>	IMF GDD	1995 - 2018	Baseline source, overlaps with anchor year 2015.
<a href="#">World Bank (2024)</a>	WDI	2019 - 2023	Ratio-spliced using overlapping data in 2024: (ratio = 100%).

## 2 Harmonised series

— GMD estimate | | Source change ● IMF GDD ● WDI ● WDI ARC



# Luxembourg

COVERAGE  
1970-2018

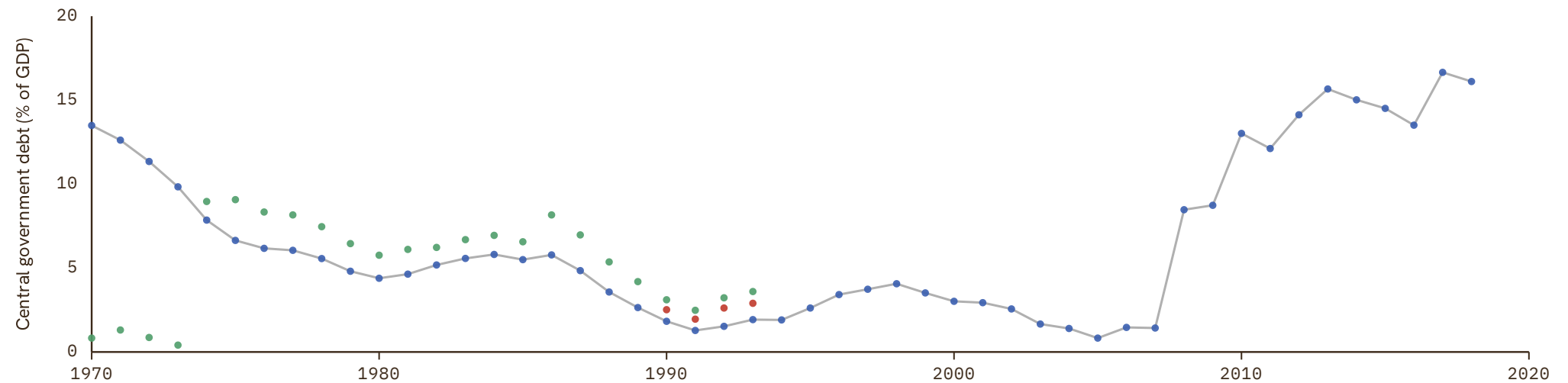
UNIT  
in %

## 1 Source composition

SOURCE	CODE	TIME SPAN	NOTES
<a href="#">Samba Mbaye et al. (2018)</a>	IMF GDD	1970 - 2018	Baseline source, overlaps with anchor year 2015.

## 2 Harmonised series

— GMD estimate   ● IMF GDD   ● WDI   ● WDI ARC



# Macedonia

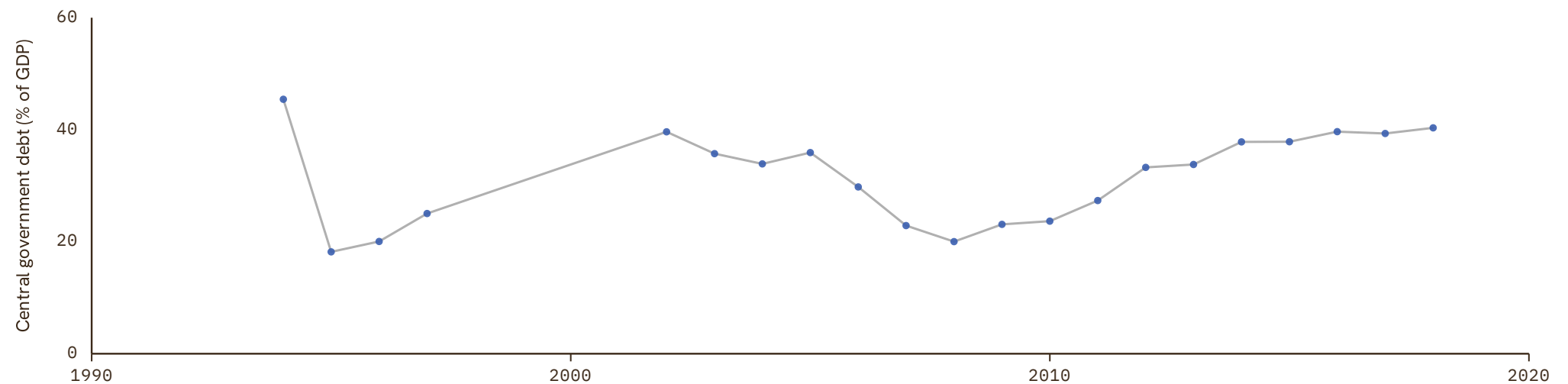
COVERAGE  
1994–2018UNIT  
in %

## 1 Source composition

SOURCE	CODE	TIME SPAN	NOTES
<a href="#">Samba Mbaye et al. (2018)</a>	IMF GDD	1994 - 2018	Baseline source, overlaps with anchor year 2015.

## 2 Harmonised series

— GMD estimate ● IMF GDD



# Madagascar

COVERAGE  
1970-2022

UNIT  
in %

## 1 Source composition

SOURCE	CODE	TIME SPAN	NOTES
<a href="#">Samba Mbaye et al. (2018)</a>	IMF GDD	1970 - 2018	Baseline source, overlaps with anchor year 2015.
<a href="#">African Union (2024)</a>	AFRISTAT	2019 - 2022	Ratio-spliced using overlapping data in 2023: (ratio = 100%).

## 2 Harmonised series

— GMD estimate | Source change ● AFRISTAT ● IMF GDD ● WDI ARC



# Malawi

COVERAGE  
1970-2022

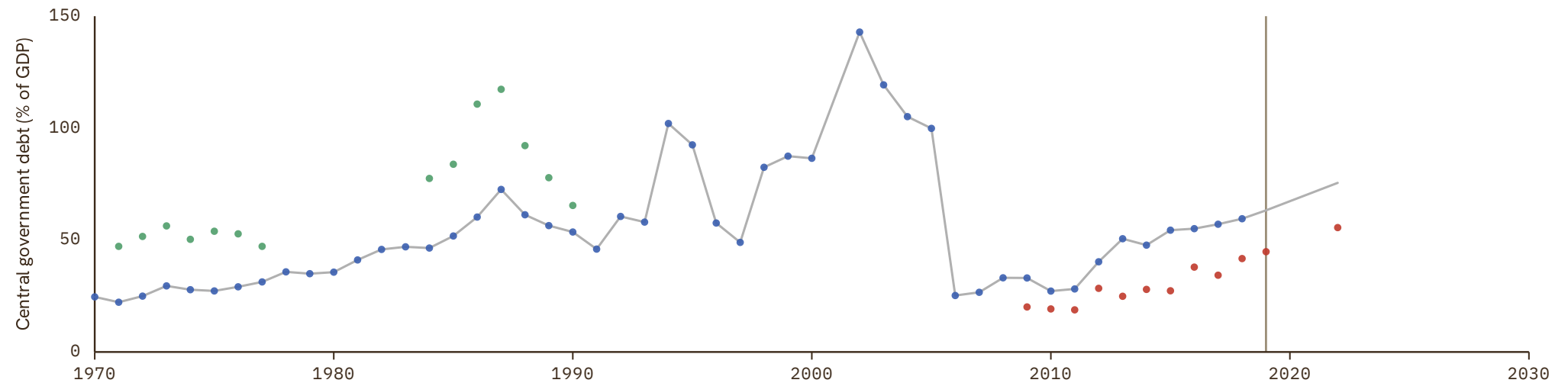
UNIT  
in %

## 1 Source composition

SOURCE	CODE	TIME SPAN	NOTES
<a href="#">Samba Mbaye et al. (2018)</a>	IMF GDD	1970 - 2018	Baseline source, overlaps with anchor year 2015.
<a href="#">World Bank (2024)</a>	WDI	2019 - 2022	Ratio-spliced using overlapping data in 2023: (ratio = 100%).

## 2 Harmonised series

— GMD estimate | Source change ● IMF GDD ● WDI ● WDI ARC



# Malaysia

COVERAGE  
1949–2024

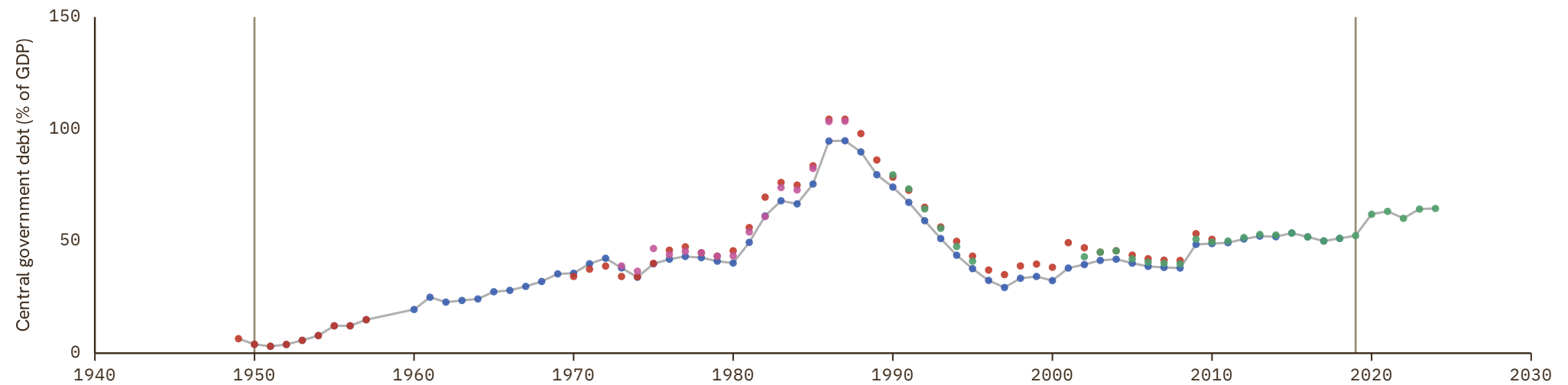
UNIT  
in %

## 1 Source composition

SOURCE	CODE	TIME SPAN	NOTES
<a href="#">Carmen M. Reinhart et al. (2009)</a>	RR	1949 - 1949	Ratio-spliced using overlapping data in 1950: (ratio = 100%).
<a href="#">Samba Mbaye et al. (2018)</a>	IMF GDD	1950 - 2018	Baseline source, overlaps with anchor year 2015.
<a href="#">World Bank (2024)</a>	WDI	2019 - 2024	Ratio-spliced using overlapping data in 2025: (ratio = 100%).

## 2 Harmonised series

— GMD estimate | Source change ● IMF GDD ● RR ● WDI ● WDI ARC



# Maldives

COVERAGE  
1976-2018

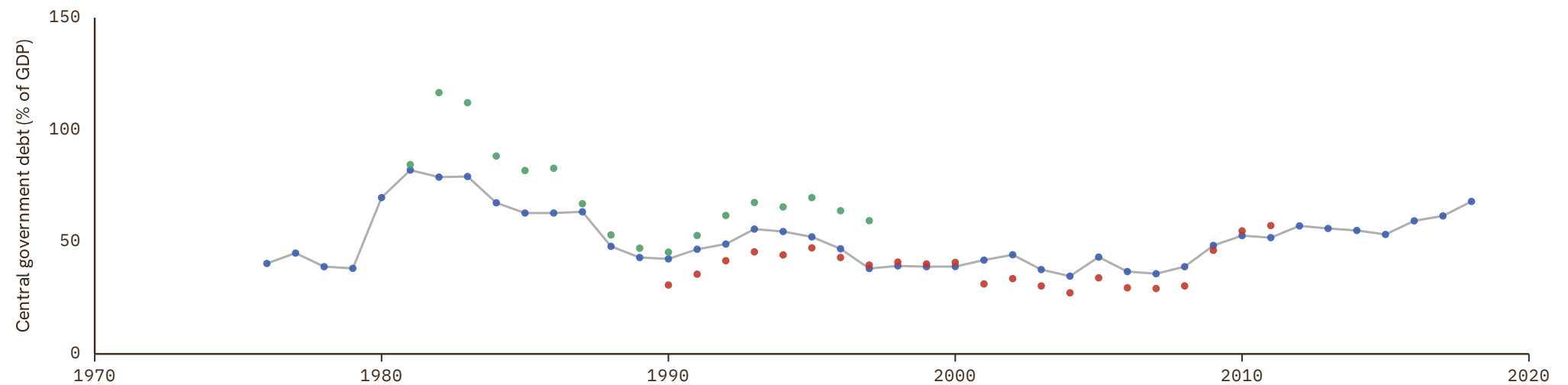
UNIT  
in %

## 1 Source composition

SOURCE	CODE	TIME SPAN	NOTES
<a href="#">Samba Mbaye et al. (2018)</a>	IMF GDD	1976 - 2018	Baseline source, overlaps with anchor year 2015.

## 2 Harmonised series

— GMD estimate   ● IMF GDD   ● WDI   ● WDI ARC



# Mali

COVERAGE  
1970-2022

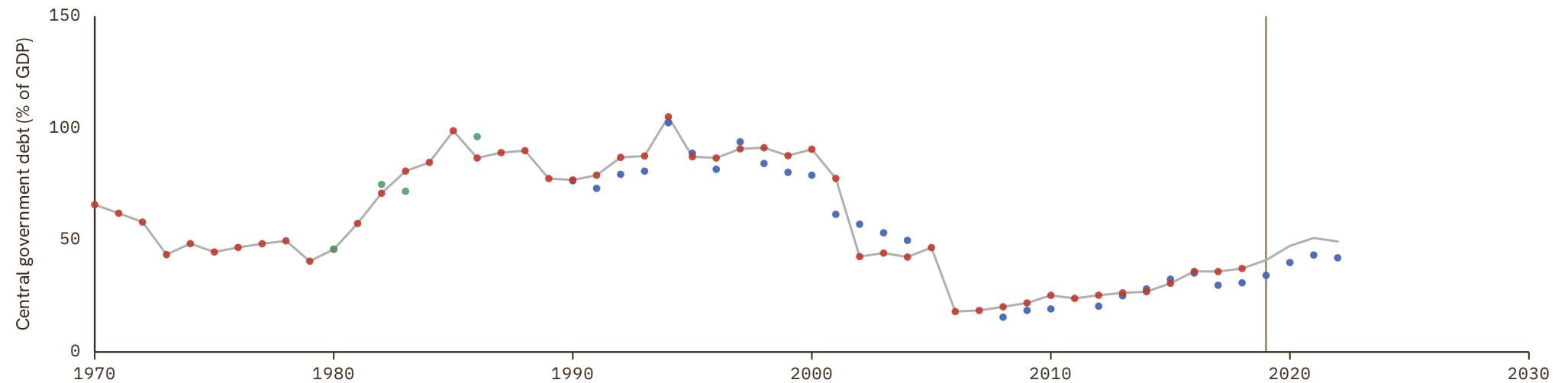
UNIT  
in %

## 1 Source composition

SOURCE	CODE	TIME SPAN	NOTES
<a href="#">Samba Mbaye et al. (2018)</a>	IMF GDD	1970 - 2018	Baseline source, overlaps with anchor year 2015.
<a href="#">African Union (2024)</a>	AFRISTAT	2019 - 2022	Ratio-spliced using overlapping data in 2023: (ratio = 100%).

## 2 Harmonised series

— GMD estimate | Source change ● AFRISTAT ● IMF GDD ● WDI ARC



# Malta

COVERAGE  
1965–2018

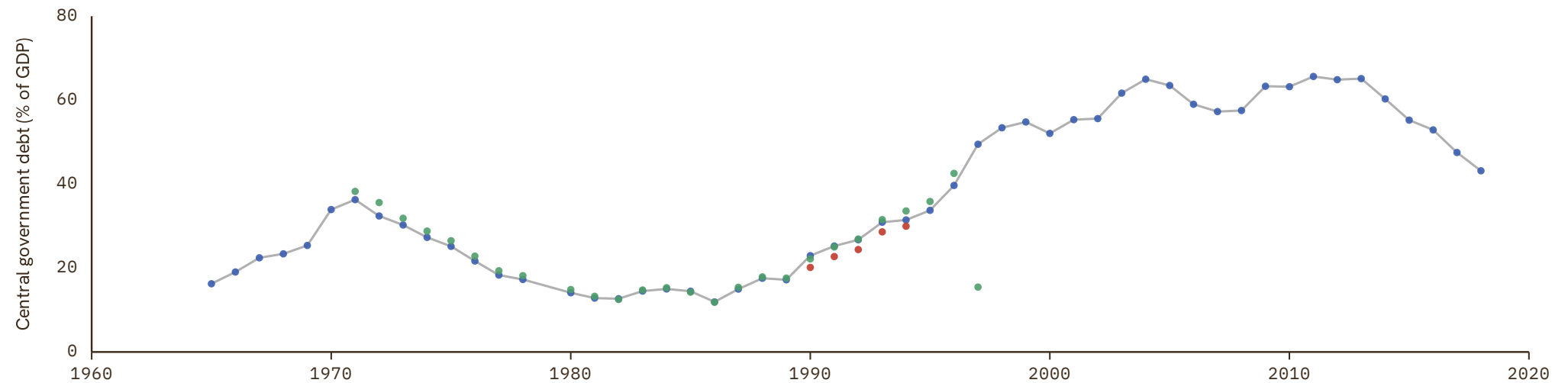
UNIT  
in %

## 1 Source composition

SOURCE	CODE	TIME SPAN	NOTES
Samba Mbaye et al. (2018)	IMF GDD	1965 - 2018	Baseline source, overlaps with anchor year 2015.

## 2 Harmonised series

— GMD estimate   ● IMF GDD   ● WDI   ● WDI ARC



# Mauritania

COVERAGE  
1970–2022

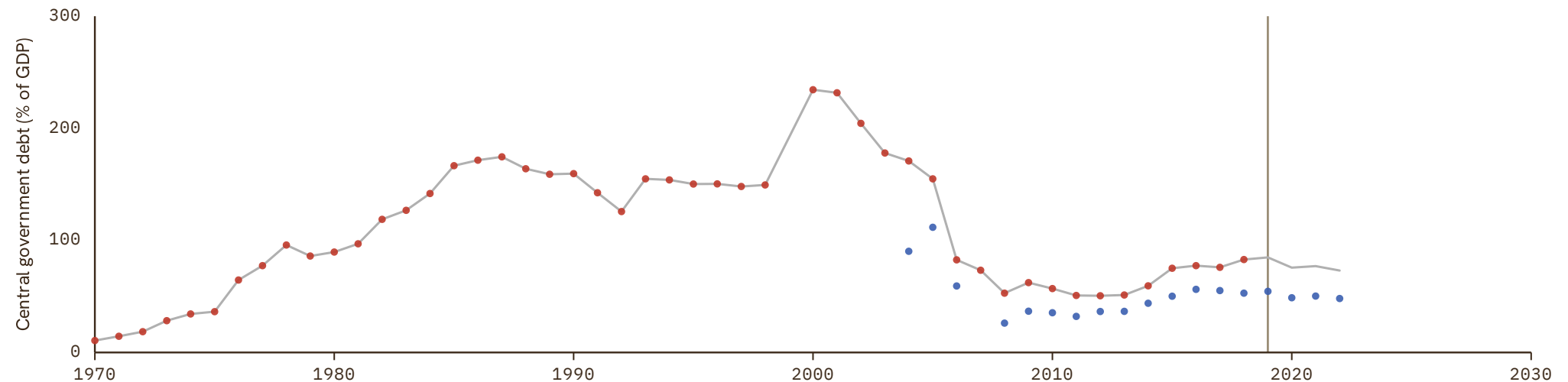
UNIT  
in %

## 1 Source composition

SOURCE	CODE	TIME SPAN	NOTES
<a href="#">Samba Mbaye et al. (2018)</a>	IMF GDD	1970 - 2018	Baseline source, overlaps with anchor year 2015.
<a href="#">African Union (2024)</a>	AFRISTAT	2019 - 2022	Ratio-spliced using overlapping data in 2023: (ratio = 100%).

## 2 Harmonised series

— GMD estimate | Source change ● AFRISTAT ● IMF GDD



# Mauritius

COVERAGE  
1970-2019

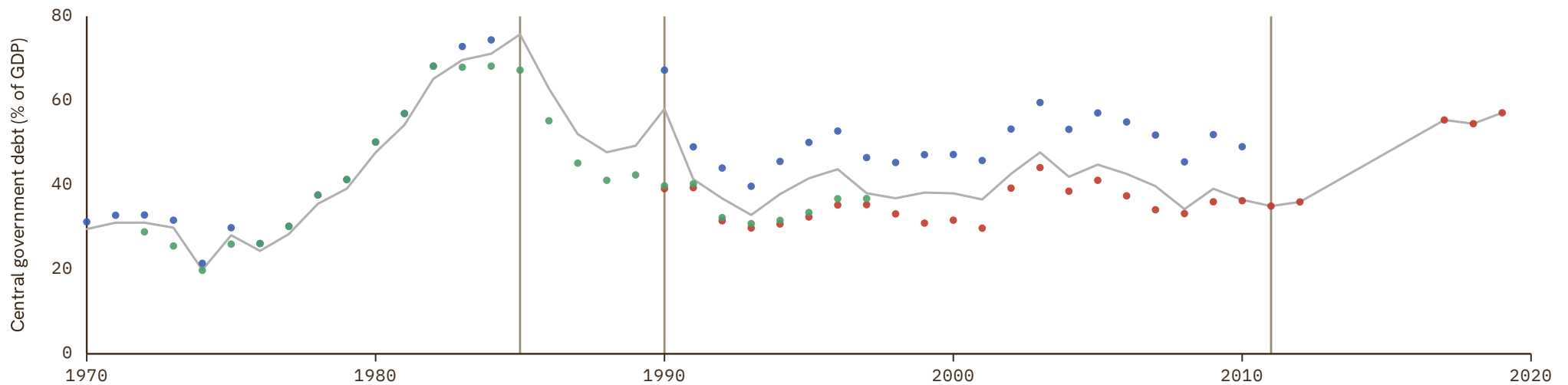
UNIT  
in %

## 1 Source composition

SOURCE	CODE	TIME SPAN	NOTES
<a href="#">Carmen M. Reinhart et al. (2009)</a>	RR	1970 - 1984	Ratio-spliced using overlapping data in 1985: (ratio = 100%).
<a href="#">World Bank (1999)</a>	WDI ARC	1985 - 1989	Ratio-spliced using overlapping data in 1990: (ratio = 100%).
<a href="#">Carmen M. Reinhart et al. (2009)</a>	RR	1990 - 2010	Ratio-spliced using overlapping data in 2011: (ratio = 100%).
<a href="#">World Bank (2024)</a>	WDI	2011 - 2019	Baseline source, overlaps with anchor year 2015.

## 2 Harmonised series

— GMD estimate | Source change ● RR ● WDI ● WDI ARC



# Mexico

COVERAGE  
1872–2024

UNIT  
in %

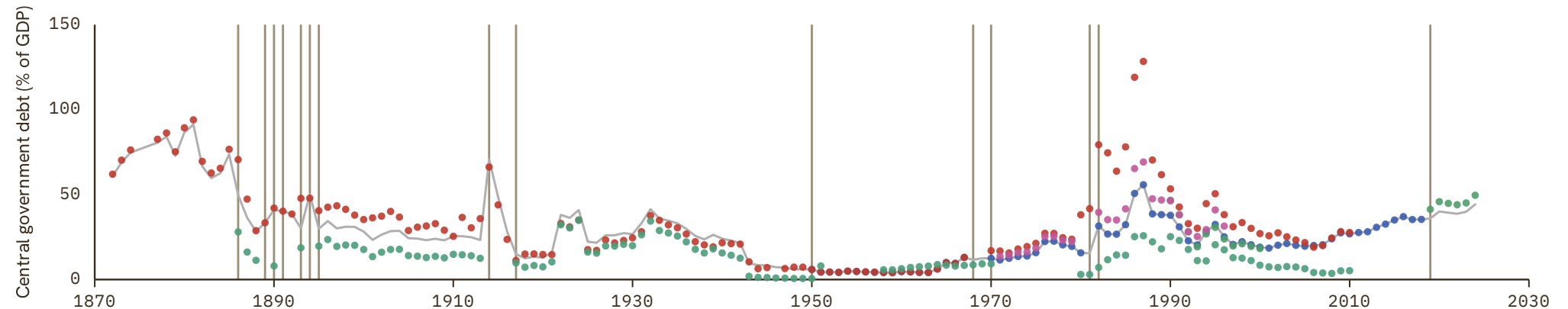
## 1 Source composition

SOURCE	CODE	TIME SPAN	NOTES
<a href="#">Carmen M. Reinhart et al. (2009)</a>	RR	1872 – 1885	Ratio-spliced using overlapping data in 1886: (ratio = 100%).
<a href="#">Martín Moreno (2026)</a>	CS1 MEX	1886 – 1888	Ratio-spliced using overlapping data in 1889: (ratio = 100%).
<a href="#">Carmen M. Reinhart et al. (2009)</a>	RR	1889 – 1889	Ratio-spliced using overlapping data in 1890: (ratio = 100%).
<a href="#">Martín Moreno (2026)</a>	CS1 MEX	1890 – 1890	Ratio-spliced using overlapping data in 1891: (ratio = 100%).
<a href="#">Carmen M. Reinhart et al. (2009)</a>	RR	1891 – 1892	Ratio-spliced using overlapping data in 1893: (ratio = 100%).
<a href="#">Martín Moreno (2026)</a>	CS1 MEX	1893 – 1893	Ratio-spliced using overlapping data in 1894: (ratio = 100%).
<a href="#">Carmen M. Reinhart et al. (2009)</a>	RR	1894 – 1894	Ratio-spliced using overlapping data in 1895: (ratio = 100%).
<a href="#">Martín Moreno (2026)</a>	CS1 MEX	1895 – 1913	Ratio-spliced using overlapping data in 1914: (ratio = 100%).

SOURCE	CODE	TIME SPAN	NOTES
<a href="#">Carmen M. Reinhart et al. (2009)</a>	RR	1914 – 1916	Ratio-spliced using overlapping data in 1917: (ratio = 100%).
<a href="#">Martín Moreno (2026)</a>	CS1 MEX	1917 – 1949	Ratio-spliced using overlapping data in 1950: (ratio = 100%).
<a href="#">Samba Mbaye et al. (2018)</a>	IMF GDD	1950 – 1967	Ratio-spliced using overlapping data in 1968: (ratio = 100%).
<a href="#">Martín Moreno (2026)</a>	CS1 MEX	1968 – 1969	Ratio-spliced using overlapping data in 1970: (ratio = 100%).
<a href="#">Samba Mbaye et al. (2018)</a>	IMF GDD	1970 – 1980	Ratio-spliced using overlapping data in 1981: (ratio = 100%).
<a href="#">Martín Moreno (2026)</a>	CS1 MEX	1981 – 1981	Ratio-spliced using overlapping data in 1982: (ratio = 100%).
<a href="#">Samba Mbaye et al. (2018)</a>	IMF GDD	1982 – 2018	Baseline source, overlaps with anchor year 2015.
<a href="#">World Bank (2024)</a>	WDI	2019 – 2024	Ratio-spliced using overlapping data in 2025: (ratio = 100%).

## 2 Harmonised series

— GMD estimate | Source change ● IMF GDD ● RR ● WDI ● WDI ARC ● CS1



# Moldova

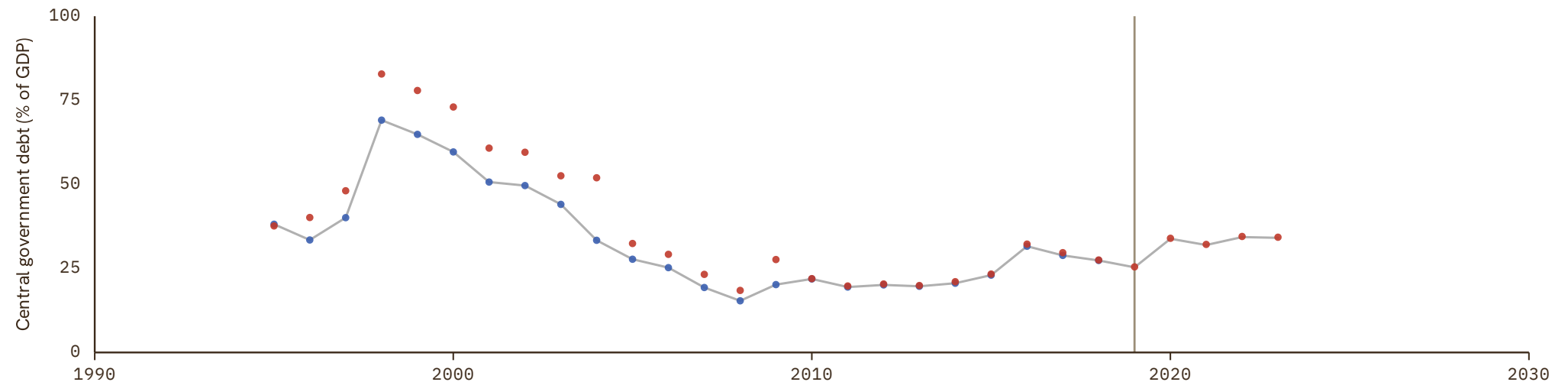
COVERAGE  
1995–2023UNIT  
in %

## 1 Source composition

SOURCE	CODE	TIME SPAN	NOTES
<a href="#">Samba Mbaye et al. (2018)</a>	IMF GDD	1995 - 2018	Baseline source, overlaps with anchor year 2015.
<a href="#">World Bank (2024)</a>	WDI	2019 - 2023	Ratio-spliced using overlapping data in 2024: (ratio = 100%).

## 2 Harmonised series

— GMD estimate | Source change ● IMF GDD ● WDI



# Mongolia

COVERAGE  
1992-2024

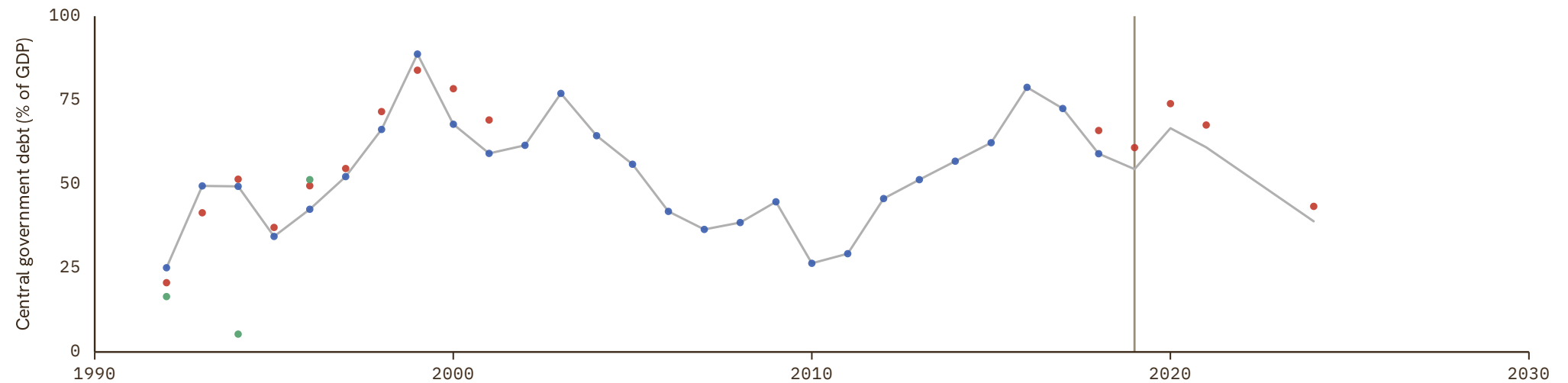
UNIT  
in %

## 1 Source composition

SOURCE	CODE	TIME SPAN	NOTES
<a href="#">Samba Mbaye et al. (2018)</a>	IMF GDD	1992 - 2018	Baseline source, overlaps with anchor year 2015.
<a href="#">World Bank (2024)</a>	WDI	2019 - 2024	Ratio-spliced using overlapping data in 2025: (ratio = 100%).

## 2 Harmonised series

— GMD estimate | Source change ● IMF GDD ● WDI ● WDI ARC



# Montenegro

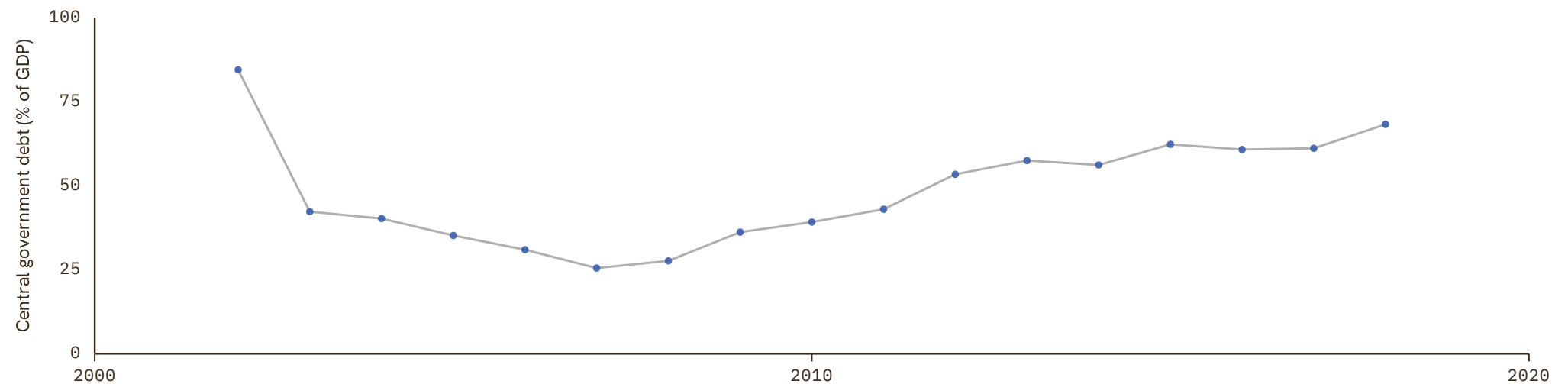
COVERAGE  
2002–2018UNIT  
in %

## 1 Source composition

SOURCE	CODE	TIME SPAN	NOTES
<a href="#">Samba Mbaye et al. (2018)</a>	IMF GDD	2002 - 2018	Baseline source, overlaps with anchor year 2015.

## 2 Harmonised series

— GMD estimate ● IMF GDD



# Morocco

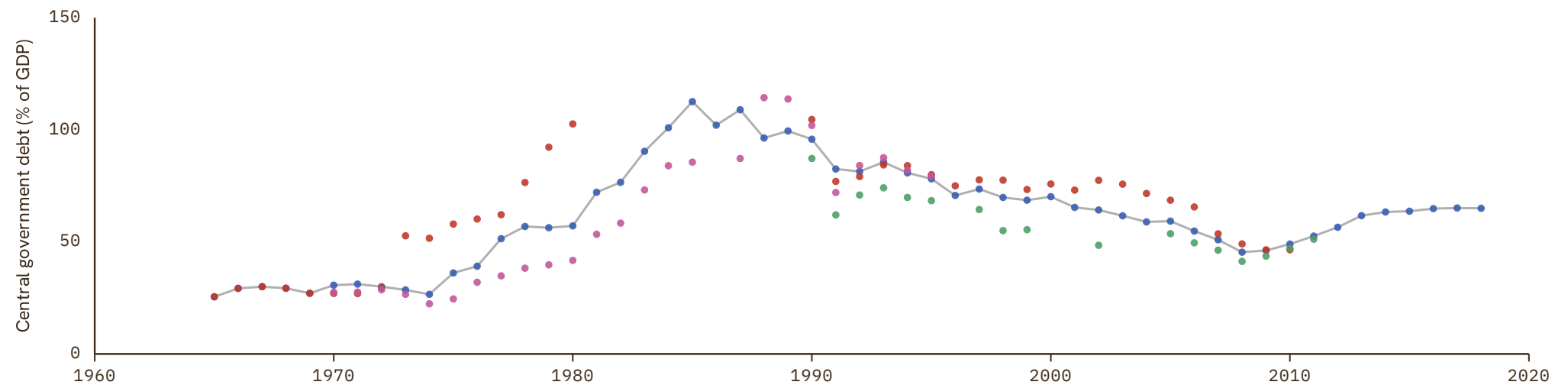
COVERAGE | UNIT  
1965–2018 | in %

## 1 Source composition

SOURCE	CODE	TIME SPAN	NOTES
<a href="#">Samba Mbaye et al. (2018)</a>	IMF GDD	1965 - 2018	Baseline source, overlaps with anchor year 2015.

## 2 Harmonised series

— GMD estimate   ● IMF GDD   ● RR   ● WDI   ● WDI ARC



# Mozambique

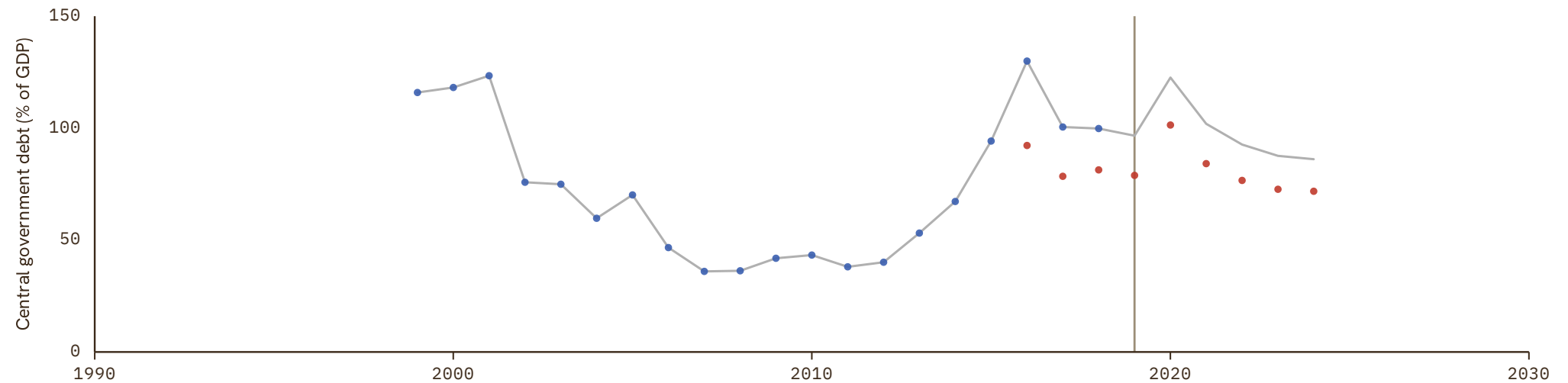
COVERAGE | UNIT  
1999-2024 | in %

## 1 Source composition

SOURCE	CODE	TIME SPAN	NOTES
<a href="#">Samba Mbaye et al. (2018)</a>	IMF GDD	1999 - 2018	Baseline source, overlaps with anchor year 2015.
<a href="#">World Bank (2024)</a>	WDI	2019 - 2024	Ratio-spliced using overlapping data in 2025: (ratio = 100%).

## 2 Harmonised series

— GMD estimate | | Source change ● IMF GDD ● WDI



# Myanmar

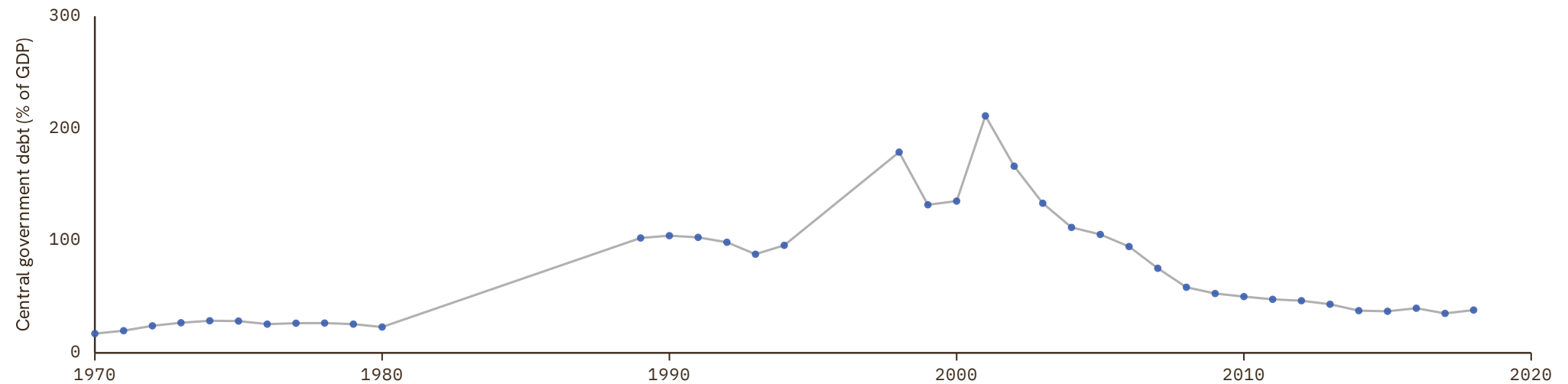
COVERAGE | UNIT  
1970–2018 | in %

## 1 Source composition

SOURCE	CODE	TIME SPAN	NOTES
<a href="#">Samba Mbaye et al. (2018)</a>	IMF GDD	1970 - 2018	Baseline source, overlaps with anchor year 2015.

## 2 Harmonised series

— GMD estimate ● IMF GDD



# Namibia

COVERAGE  
1986–2018

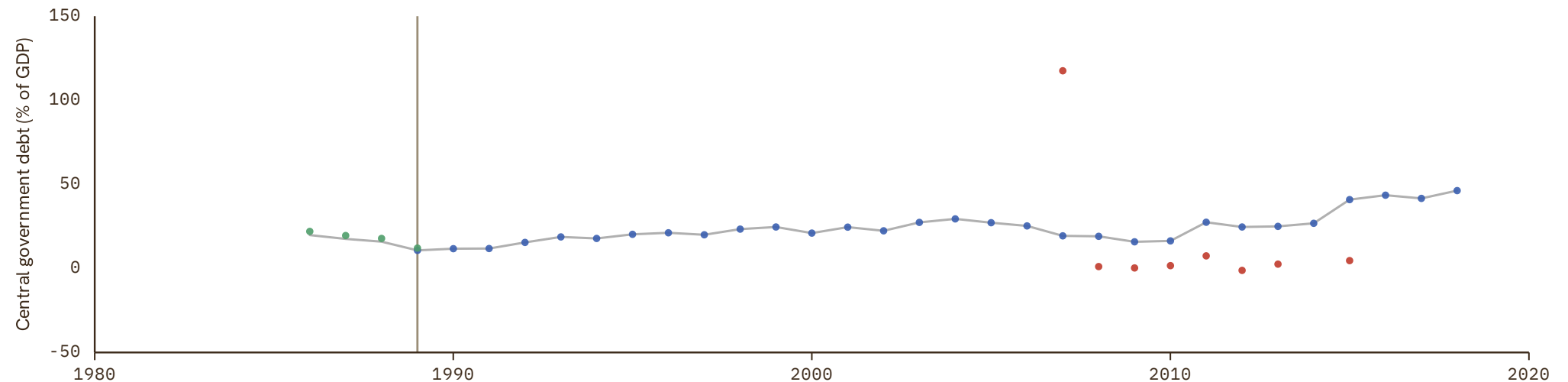
UNIT  
in %

## 1 Source composition

SOURCE	CODE	TIME SPAN	NOTES
<a href="#">World Bank (1999)</a>	WDI ARC	1986 - 1988	Ratio-spliced using overlapping data in 1989: (ratio = 100%).
<a href="#">Samba Mbaye et al. (2018)</a>	IMF GDD	1989 - 2018	Baseline source, overlaps with anchor year 2015.

## 2 Harmonised series

— GMD estimate | Source change ● IMF GDD ● WDI ● WDI ARC



# Nepal

COVERAGE  
1970-2021

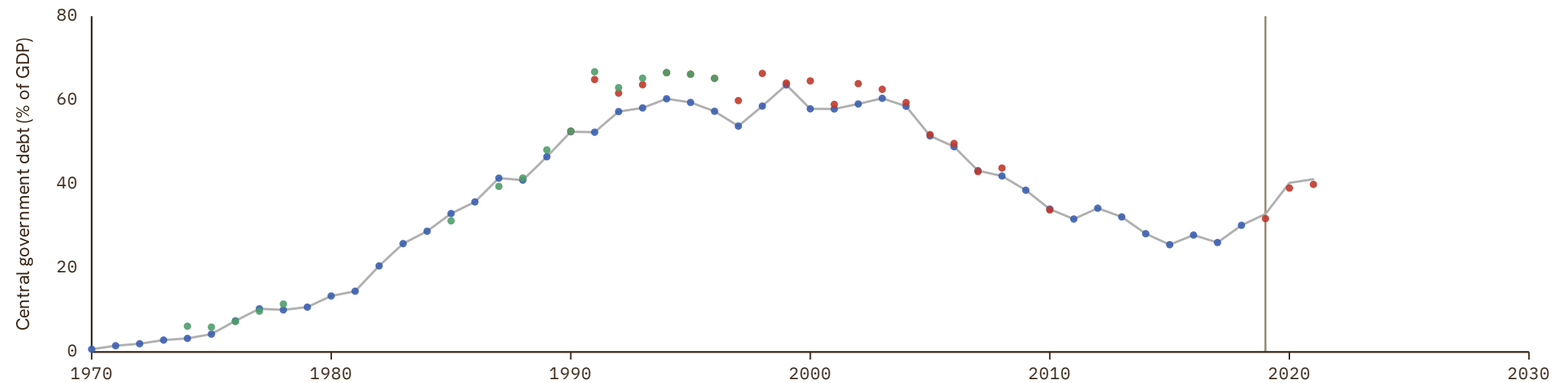
UNIT  
in %

## 1 Source composition

SOURCE	CODE	TIME SPAN	NOTES
<a href="#">Samba Mbaye et al. (2018)</a>	IMF GDD	1970 - 2018	Baseline source, overlaps with anchor year 2015.
<a href="#">World Bank (2024)</a>	WDI	2019 - 2021	Ratio-spliced using overlapping data in 2022: (ratio = 100%).

## 2 Harmonised series

— GMD estimate | Source change ● IMF GDD ● WDI ● WDI ARC



# Netherlands

 COVERAGE  
1880–1997

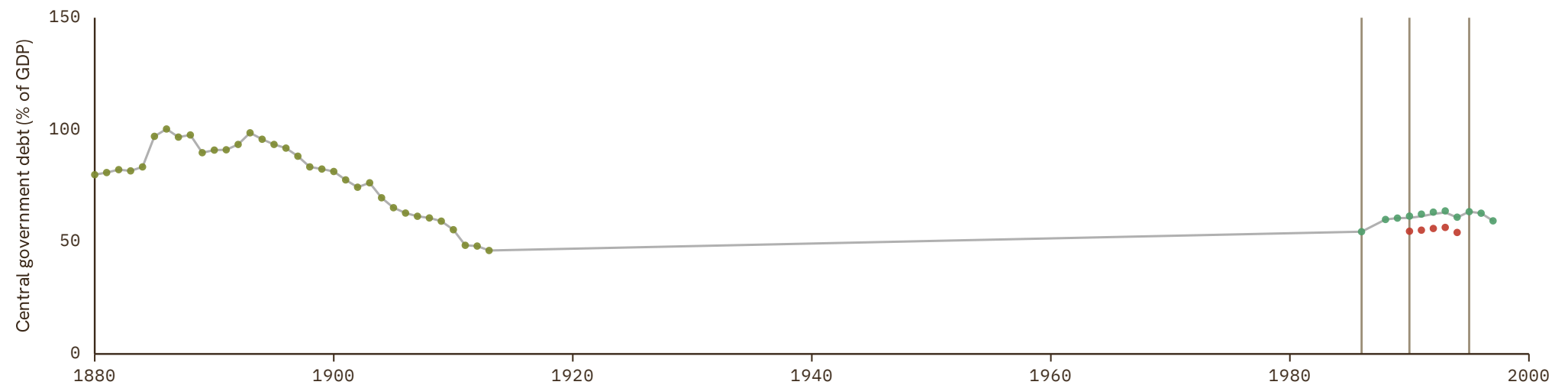
 UNIT  
in %

## 1 Source composition

SOURCE	CODE	TIME SPAN	NOTES
Marc Flandreau et al. (2004)	FZ	1880 - 1913	Ratio-spliced using overlapping data in 1914: (ratio = 100%).
World Bank (1999)	WDI ARC	1986 - 1989	Ratio-spliced using overlapping data in 1990: (ratio = 100%).
World Bank (2024)	WDI	1990 - 1994	Ratio-spliced using overlapping data in 1995: (ratio = 100%).
World Bank (1999)	WDI ARC	1995 - 1997	Ratio-spliced using overlapping data in 1998: (ratio = 100%).

## 2 Harmonised series

— GMD estimate | Source change ● FZ ● WDI ● WDI ARC



# Netherlands Antilles

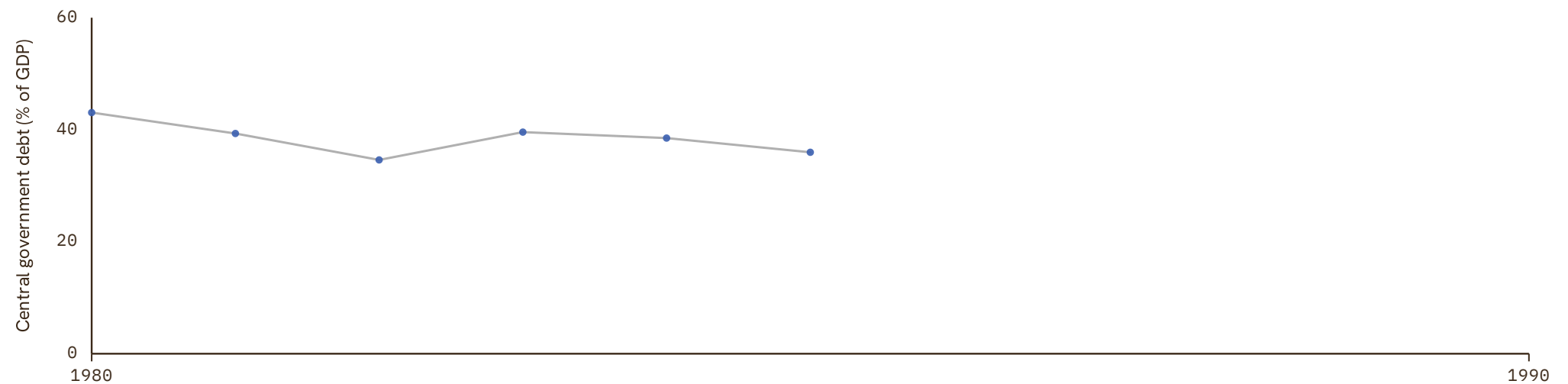
COVERAGE  
1980–1985UNIT  
in %

## 1 Source composition

SOURCE	CODE	TIME SPAN	NOTES
World Bank (1999)	WDI ARC	1980 - 1985	Ratio-spliced using overlapping data in 1986: (ratio = 100%).

## 2 Harmonised series

— GMD estimate ● WDI ARC



# New Zealand

COVERAGE  
1950–2025

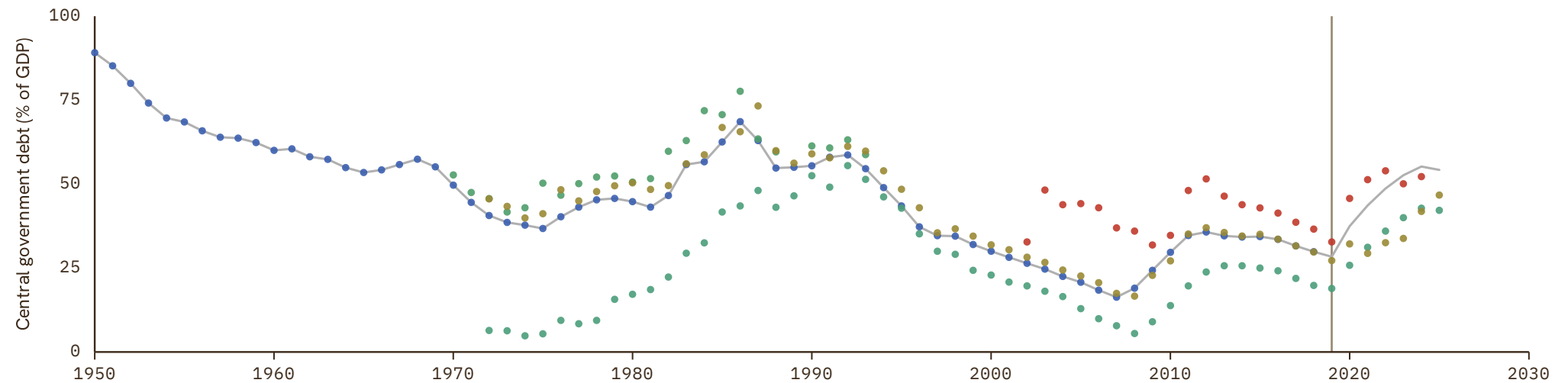
UNIT  
in %

## 1 Source composition

SOURCE	CODE	TIME SPAN	NOTES
<a href="#">Samba Mbaye et al. (2018)</a>	IMF GDD	1950 - 2018	Baseline source, overlaps with anchor year 2015.
<a href="#">NZ Inst. Economic Research (2026)</a>	CS1 NZL	2019 - 2025	Ratio-spliced using overlapping data in 2026: (ratio = 100%).

## 2 Harmonised series

— GMD estimate | | Source change ● IMF GDD ● WDI ● WDI ARC ● CS1 ● CS2



# Nicaragua

COVERAGE  
1914–2018

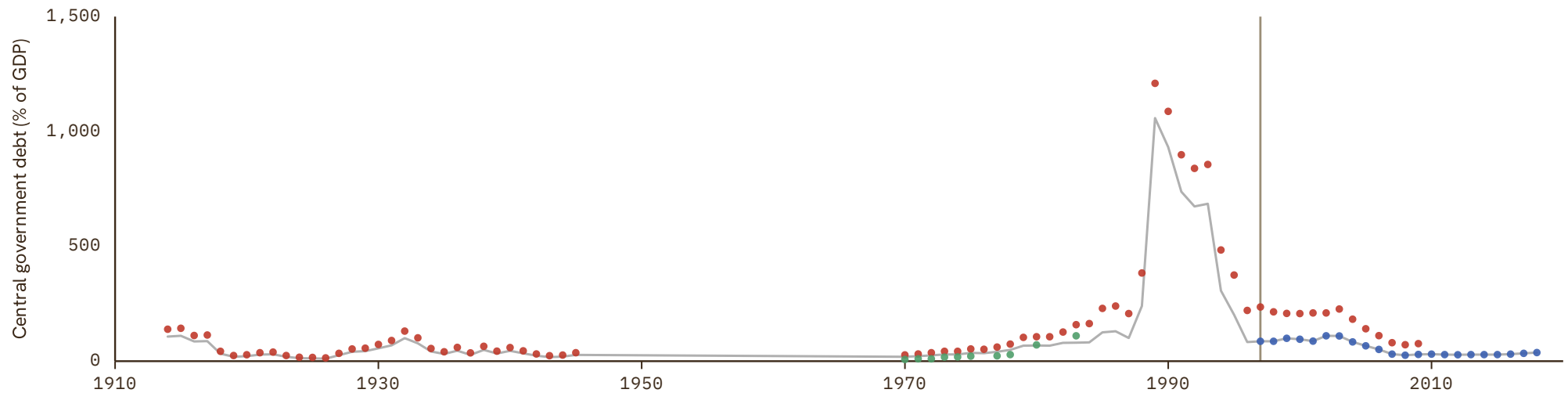
UNIT  
in %

## 1 Source composition

SOURCE	CODE	TIME SPAN	NOTES
<a href="#">Carmen M. Reinhart et al. (2009)</a>	RR	1914 - 1996	Ratio-spliced using overlapping data in 1997: (ratio = 100%).
<a href="#">Samba Mbaye et al. (2018)</a>	IMF GDD	1997 - 2018	Baseline source, overlaps with anchor year 2015.

## 2 Harmonised series

— GMD estimate | Source change ● IMF GDD ● RR ● WDI ARC



# Niger

COVERAGE  
1970-2022

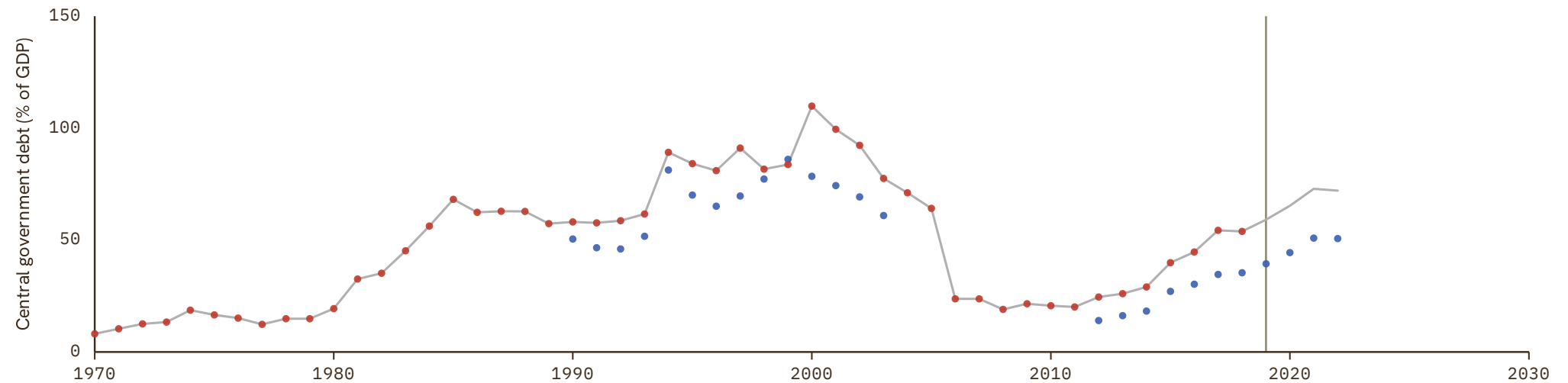
UNIT  
in %

## 1 Source composition

SOURCE	CODE	TIME SPAN	NOTES
<a href="#">Samba Mbaye et al. (2018)</a>	IMF GDD	1970 - 2018	Baseline source, overlaps with anchor year 2015.
<a href="#">African Union (2024)</a>	AFRISTAT	2019 - 2022	Ratio-spliced using overlapping data in 2023: (ratio = 100%).

## 2 Harmonised series

— GMD estimate | Source change ● AFRISTAT ● IMF GDD



# Nigeria

COVERAGE  
1968-2018

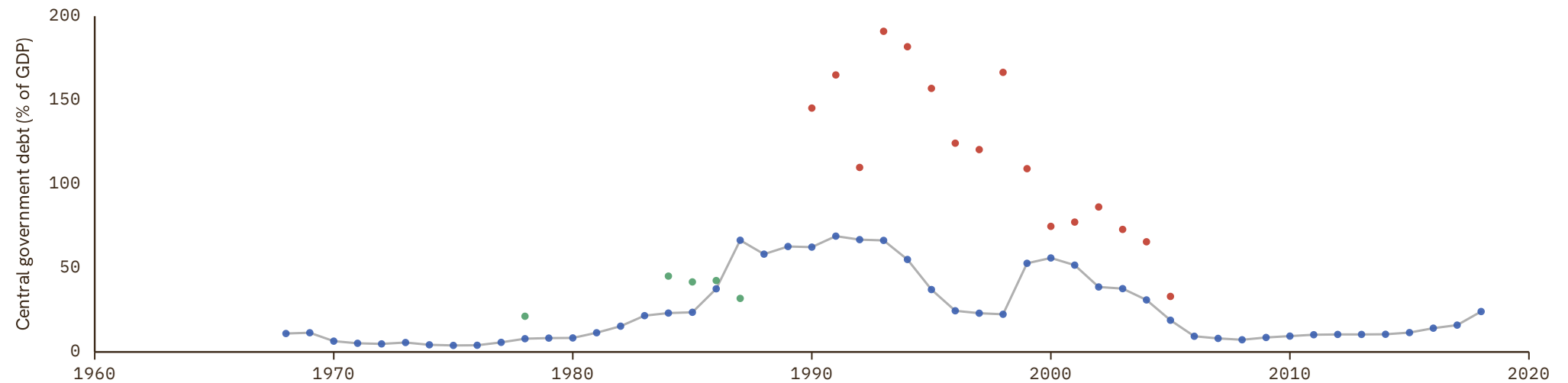
UNIT  
in %

## 1 Source composition

SOURCE	CODE	TIME SPAN	NOTES
Samba Mbaye et al. (2018)	IMF GDD	1968 - 2018	Baseline source, overlaps with anchor year 2015.

## 2 Harmonised series

— GMD estimate   ● IMF GDD   ● RR   ● WDI ARC



# Norway

COVERAGE  
1880–2018

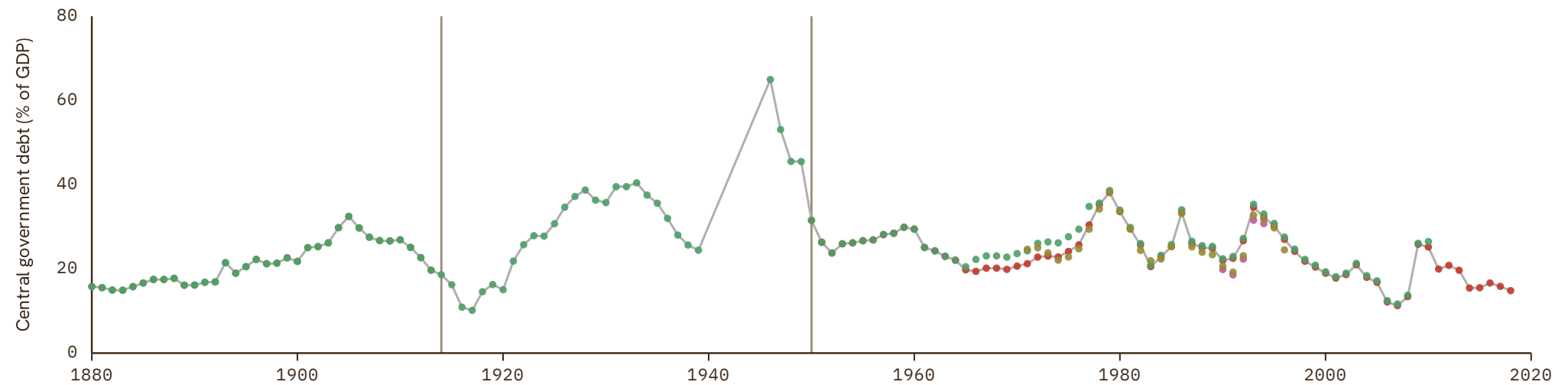
UNIT  
in %

## 1 Source composition

SOURCE	CODE	TIME SPAN	NOTES
<a href="#">Marc Flandreau et al. (2004)</a>	FZ	1880 - 1913	Ratio-spliced using overlapping data in 1914: (ratio = 100%).
<a href="#">Carmen M. Reinhart et al. (2009)</a>	RR	1914 - 1949	Ratio-spliced using overlapping data in 1950: (ratio = 100%).
<a href="#">Samba Mbaye et al. (2018)</a>	IMF GDD	1950 - 2018	Baseline source, overlaps with anchor year 2015.

## 2 Harmonised series

— GMD estimate | Source change ● FZ ● IMF GDD ● RR ● WDI ● WDI ARC



# Oman

COVERAGE  
1971–2018

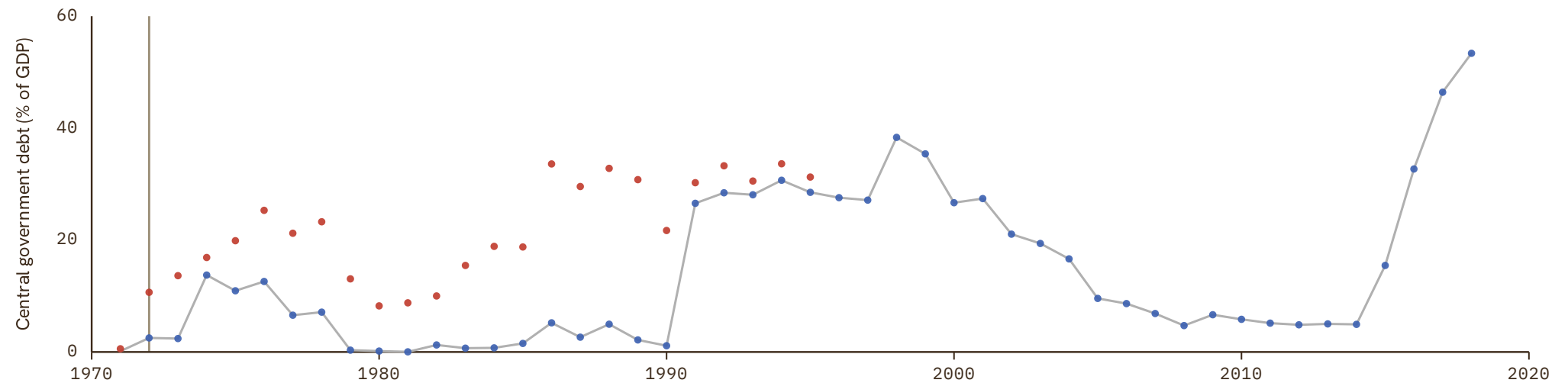
UNIT  
in %

## 1 Source composition

SOURCE	CODE	TIME SPAN	NOTES
World Bank (1999)	WDI ARC	1971 - 1971	Ratio-spliced using overlapping data in 1972: (ratio = 100%).
Samba Mbaye et al. (2018)	IMF GDD	1972 - 2018	Baseline source, overlaps with anchor year 2015.

## 2 Harmonised series

— GMD estimate | Source change ● IMF GDD ● WDI ARC



# Pakistan

COVERAGE  
1951-2018

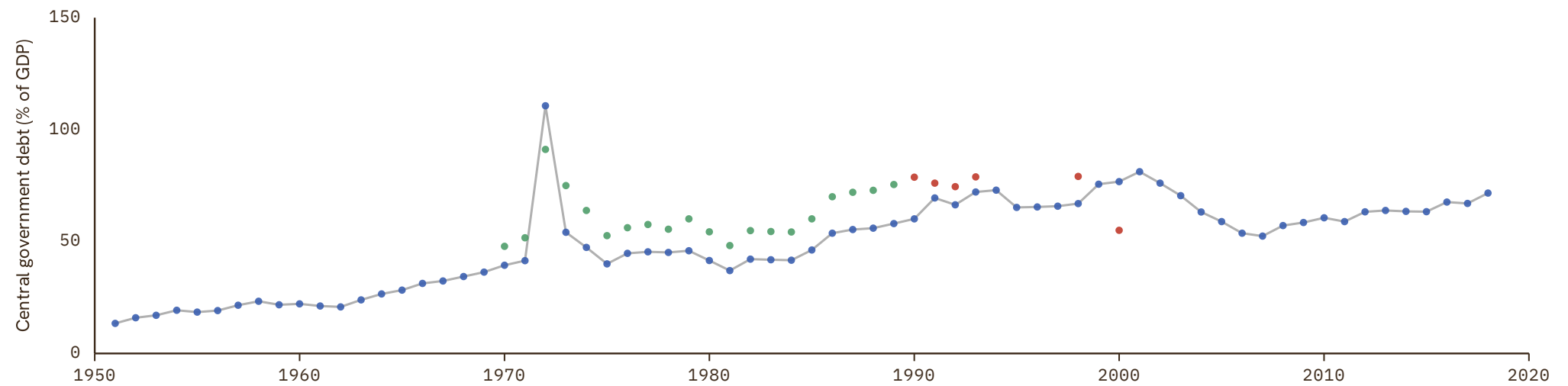
UNIT  
in %

## 1 Source composition

SOURCE	CODE	TIME SPAN	NOTES
<a href="#">Samba Mbaye et al. (2018)</a>	IMF GDD	1951 - 2018	Baseline source, overlaps with anchor year 2015.

## 2 Harmonised series

— GMD estimate   ● IMF GDD   ● WDI   ● WDI ARC



# Panama

COVERAGE  
1914–2009

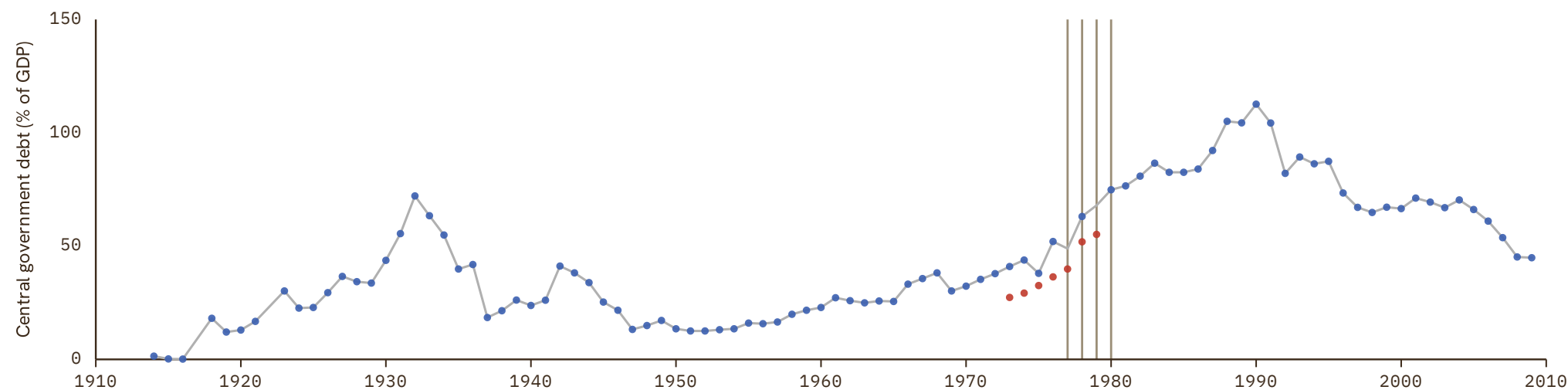
UNIT  
in %

## 1 Source composition

SOURCE	CODE	TIME SPAN	NOTES
<a href="#">Carmen M. Reinhart et al. (2009)</a>	RR	1914 - 1976	Ratio-spliced using overlapping data in 1977: (ratio = 100%).
<a href="#">World Bank (1999)</a>	WDI ARC	1977 - 1977	Ratio-spliced using overlapping data in 1978: (ratio = 100%).
<a href="#">Carmen M. Reinhart et al. (2009)</a>	RR	1978 - 1978	Ratio-spliced using overlapping data in 1979: (ratio = 100%).
<a href="#">World Bank (1999)</a>	WDI ARC	1979 - 1979	Ratio-spliced using overlapping data in 1980: (ratio = 100%).
<a href="#">Carmen M. Reinhart et al. (2009)</a>	RR	1980 - 2009	Ratio-spliced using overlapping data in 2010: (ratio = 100%).

## 2 Harmonised series

— GMD estimate | Source change ● RR ● WDI ARC



# Papua New Guinea

COVERAGE  
1970-2023

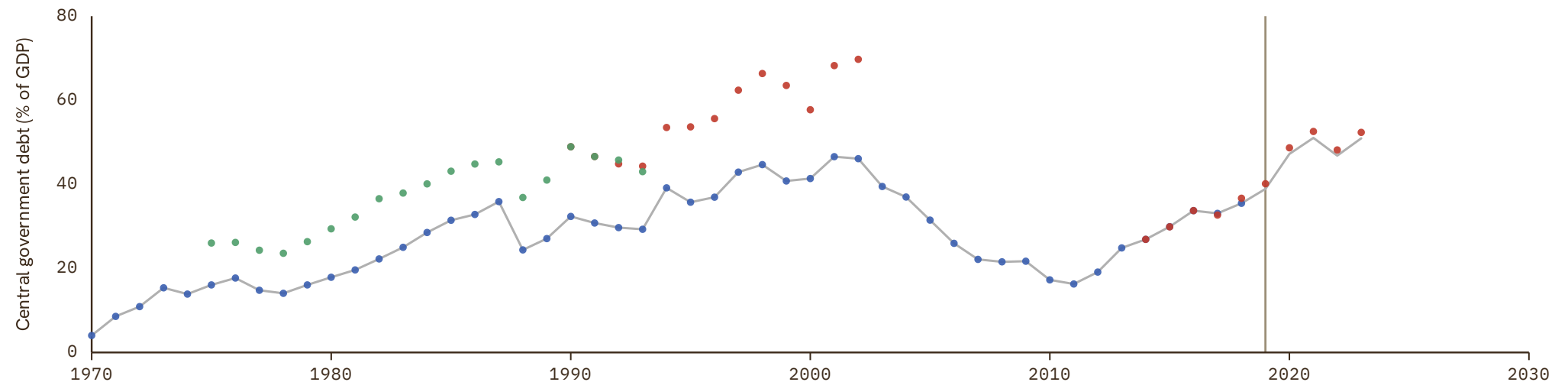
UNIT  
in %

## 1 Source composition

SOURCE	CODE	TIME SPAN	NOTES
<a href="#">Samba Mbaye et al. (2018)</a>	IMF GDD	1970 - 2018	Baseline source, overlaps with anchor year 2015.
<a href="#">World Bank (2024)</a>	WDI	2019 - 2023	Ratio-spliced using overlapping data in 2024: (ratio = 100%).

## 2 Harmonised series

— GMD estimate | Source change ● IMF GDD ● WDI ● WDI ARC



# Paraguay

COVERAGE  
1970-2018

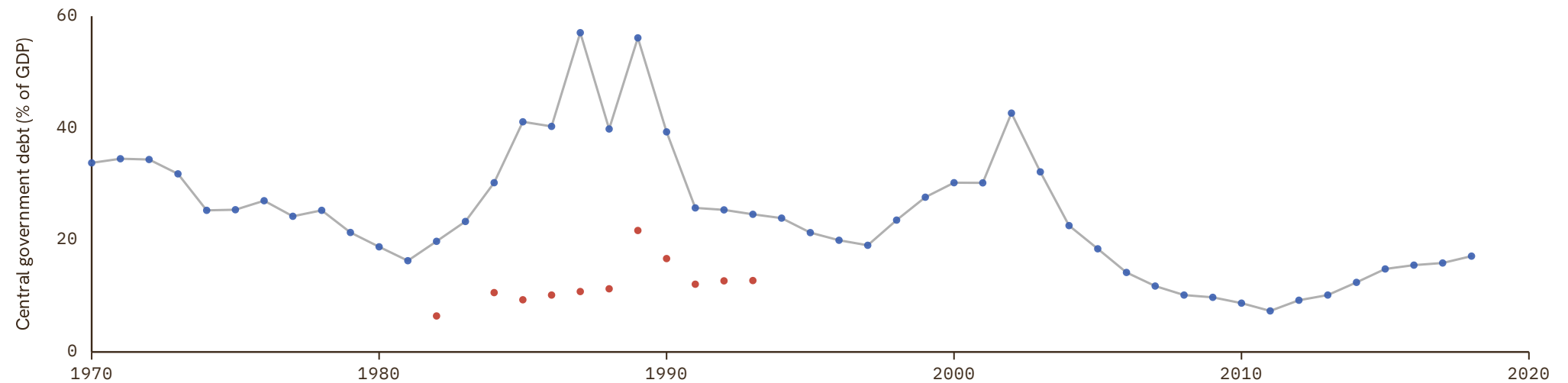
UNIT  
in %

## 1 Source composition

SOURCE	CODE	TIME SPAN	NOTES
<a href="#">Samba Mbaye et al. (2018)</a>	IMF GDD	1970 - 2018	Baseline source, overlaps with anchor year 2015.

## 2 Harmonised series

— GMD estimate    ● IMF GDD    ● WDI ARC



# Peru

COVERAGE  
1883–2021

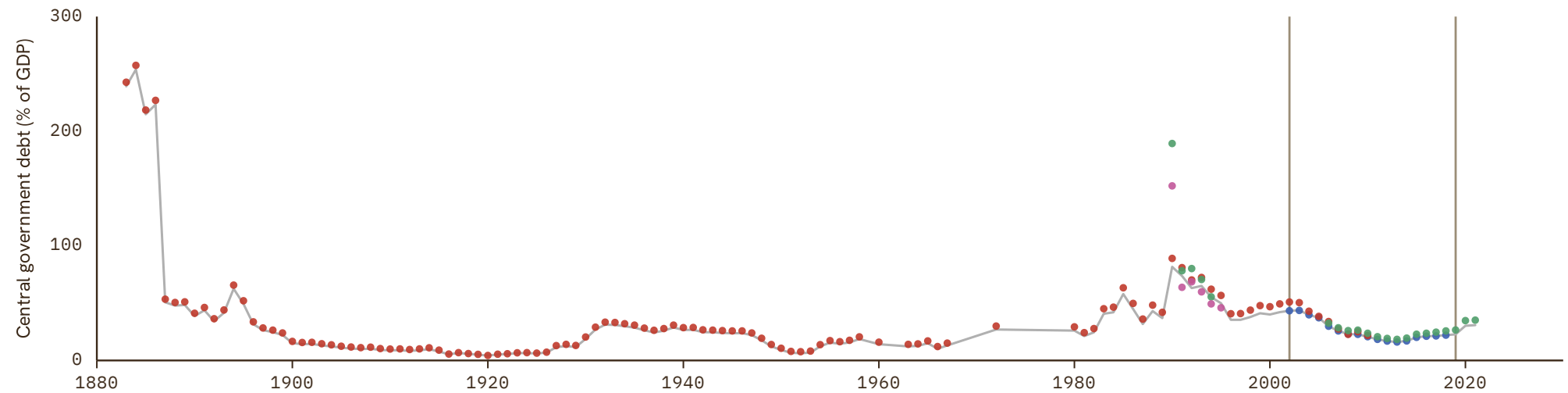
UNIT  
in %

## 1 Source composition

SOURCE	CODE	TIME SPAN	NOTES
<a href="#">Carmen M. Reinhart et al. (2009)</a>	RR	1883 - 2001	Ratio-spliced using overlapping data in 2002: (ratio = 100%).
<a href="#">Samba Mbaye et al. (2018)</a>	IMF GDD	2002 - 2018	Baseline source, overlaps with anchor year 2015.
<a href="#">World Bank (2024)</a>	WDI	2019 - 2021	Ratio-spliced using overlapping data in 2022: (ratio = 100%).

## 2 Harmonised series

— GMD estimate | Source change ● IMF GDD ● RR ● WDI ● WDI ARC



# Philippines

COVERAGE  
1948-2014

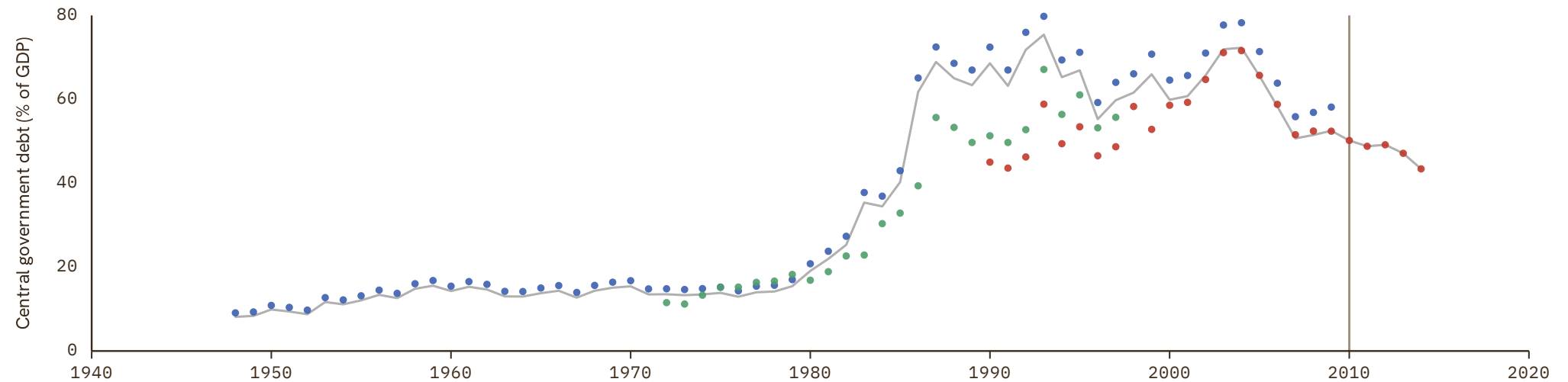
UNIT  
in %

## 1 Source composition

SOURCE	CODE	TIME SPAN	NOTES
<a href="#">Carmen M. Reinhart et al. (2009)</a>	RR	1948 - 2009	Ratio-spliced using overlapping data in 2010: (ratio = 100%).
<a href="#">World Bank (2024)</a>	WDI	2010 - 2014	Ratio-spliced using overlapping data in 2015: (ratio = 100%).

## 2 Harmonised series

— GMD estimate | Source change ● RR ● WDI ● WDI ARC



# Poland

COVERAGE  
1986-2020

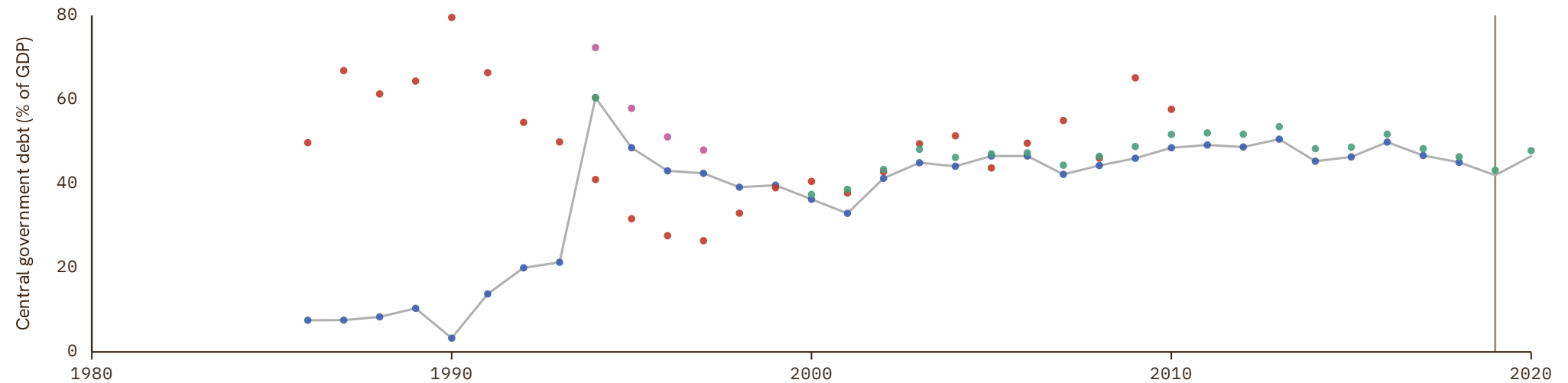
UNIT  
in %

## 1 Source composition

SOURCE	CODE	TIME SPAN	NOTES
Samba Mbaye et al. (2018)	IMF GDD	1986 - 2018	Baseline source, overlaps with anchor year 2015.
Statistics Poland (2024)	CS1 POL	2019 - 2020	Ratio-spliced using overlapping data in 2021: (ratio = 100%).

## 2 Harmonised series

— GMD estimate | Source change ● IMF GDD ● RR ● WDI ● WDI ARC ● CS1



# Portugal

COVERAGE  
1851-2018

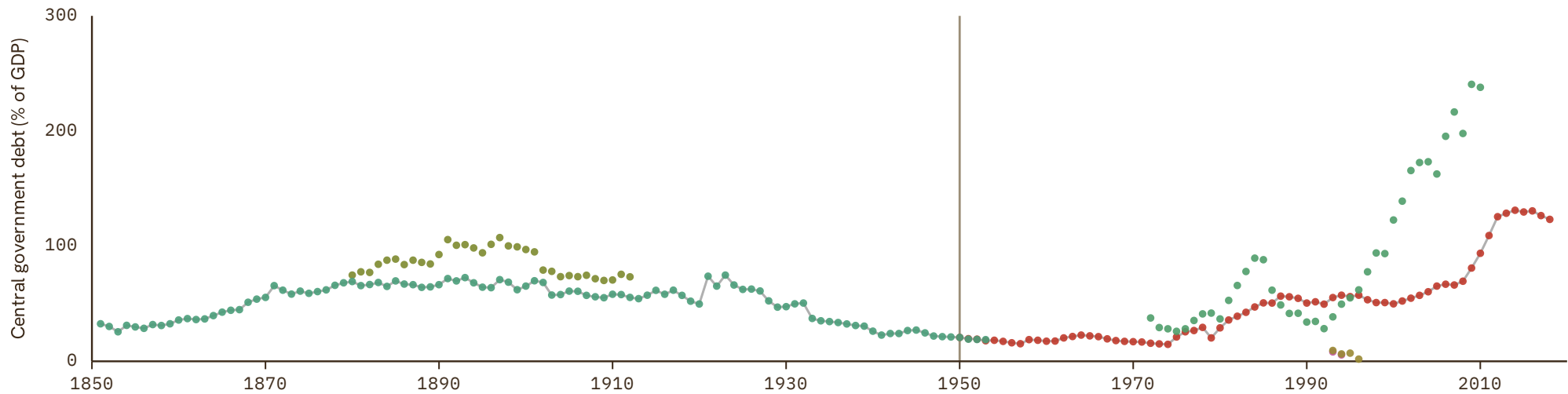
UNIT  
in %

## 1 Source composition

SOURCE	CODE	TIME SPAN	NOTES
<a href="#">Inst. Nacional de Estatística (2001)</a>	CS1 PRT	1851 - 1949	Ratio-spliced using overlapping data in 1950: (ratio = 100%).
<a href="#">Samba Mbaye et al. (2018)</a>	IMF GDD	1950 - 2018	Baseline source, overlaps with anchor year 2015.

## 2 Harmonised series

— GMD estimate | Source change ● FZ ● IMF GDD ● RR ● WDI ● WDI ARC ● CS1



# Qatar

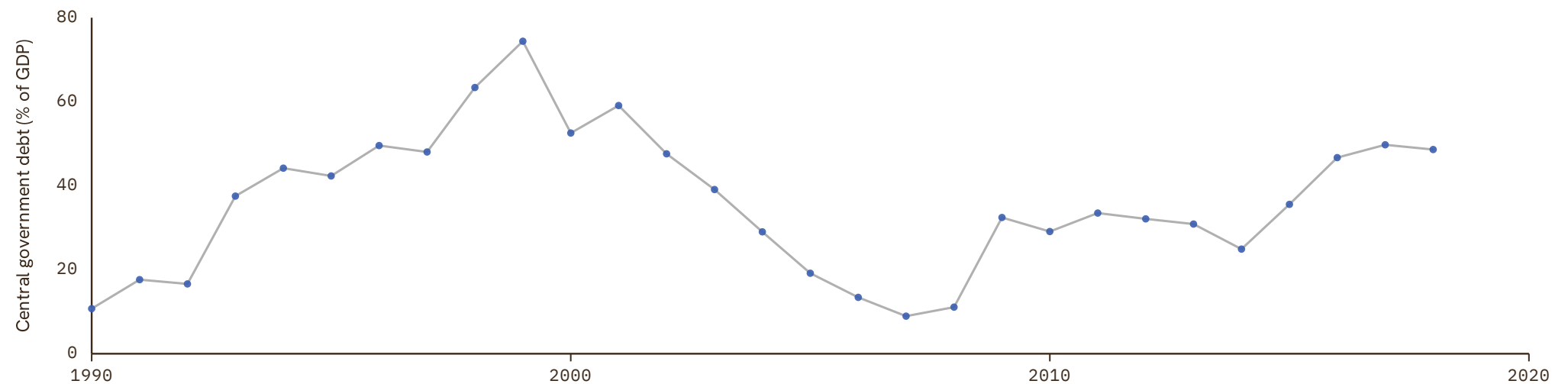
COVERAGE  
1990–2018UNIT  
in %

## 1 Source composition

SOURCE	CODE	TIME SPAN	NOTES
<a href="#">Samba Mbaye et al. (2018)</a>	IMF GDD	1990 - 2018	Baseline source, overlaps with anchor year 2015.

## 2 Harmonised series

— GMD estimate ● IMF GDD



# Republic of the Congo

COVERAGE  
1970–2022

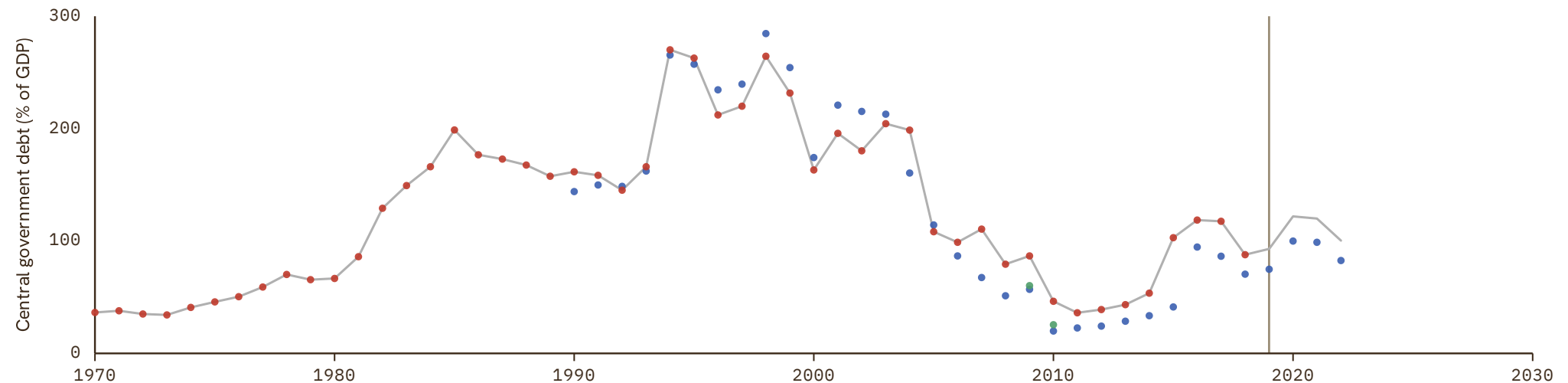
UNIT  
in %

## 1 Source composition

SOURCE	CODE	TIME SPAN	NOTES
<a href="#">Samba Mbaye et al. (2018)</a>	IMF GDD	1970 - 2018	Baseline source, overlaps with anchor year 2015.
<a href="#">African Union (2024)</a>	AFRISTAT	2019 - 2022	Ratio-spliced using overlapping data in 2023: (ratio = 100%).

## 2 Harmonised series

— GMD estimate | Source change ● AFRISTAT ● IMF GDD ● WDI



# Romania

COVERAGE  
1888–2022

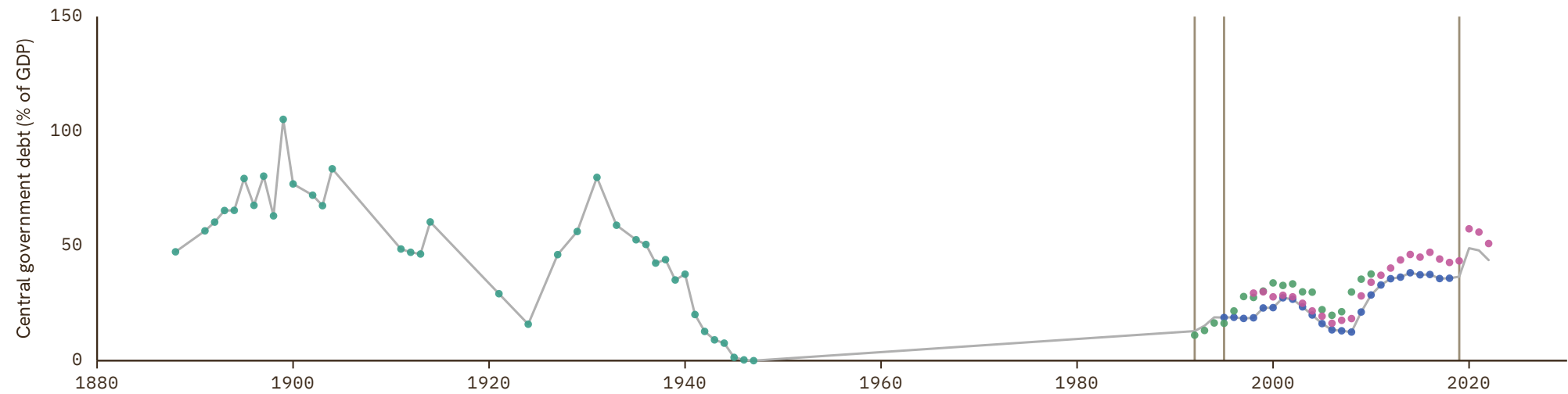
UNIT  
in %

## 1 Source composition

SOURCE	CODE	TIME SPAN	NOTES
National Bank of Serbia (2024)	NBS	1888 - 1947	Ratio-spliced using overlapping data in 1948: (ratio = 100%).
Carmen M. Reinhart et al. (2009)	RR	1992 - 1994	Ratio-spliced using overlapping data in 1995: (ratio = 100%).
Samba Mbaye et al. (2018)	IMF GDD	1995 - 2018	Baseline source, overlaps with anchor year 2015.
World Bank (2024)	WDI	2019 - 2022	Ratio-spliced using overlapping data in 2023: (ratio = 100%).

## 2 Harmonised series

— GMD estimate | Source change ● IMF GDD ● NBS ● RR ● WDI



# Russian Federation

COVERAGE  
1885-2024

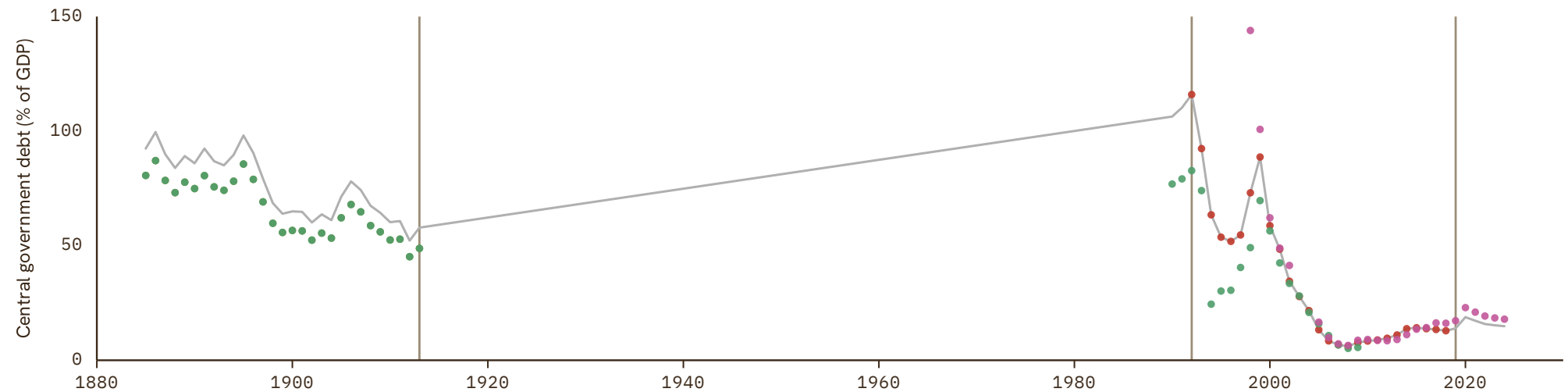
UNIT  
in %

## 1 Source composition

SOURCE	CODE	TIME SPAN	NOTES
<a href="#">Marc Flandreau et al. (2004)</a>	FZ	1885 - 1912	Ratio-spliced using overlapping data in 1913: (ratio = 100%).
<a href="#">Carmen M. Reinhart et al. (2009)</a>	RR	1913 - 1991	Ratio-spliced using overlapping data in 1992: (ratio = 100%).
<a href="#">Samba Mbaye et al. (2018)</a>	IMF GDD	1992 - 2018	Baseline source, overlaps with anchor year 2015.
<a href="#">World Bank (2024)</a>	WDI	2019 - 2024	Ratio-spliced using overlapping data in 2025: (ratio = 100%).

## 2 Harmonised series

— GMD estimate | Source change ● FZ ● IMF GDD ● RR ● WDI



# Rwanda

COVERAGE  
1970–2018

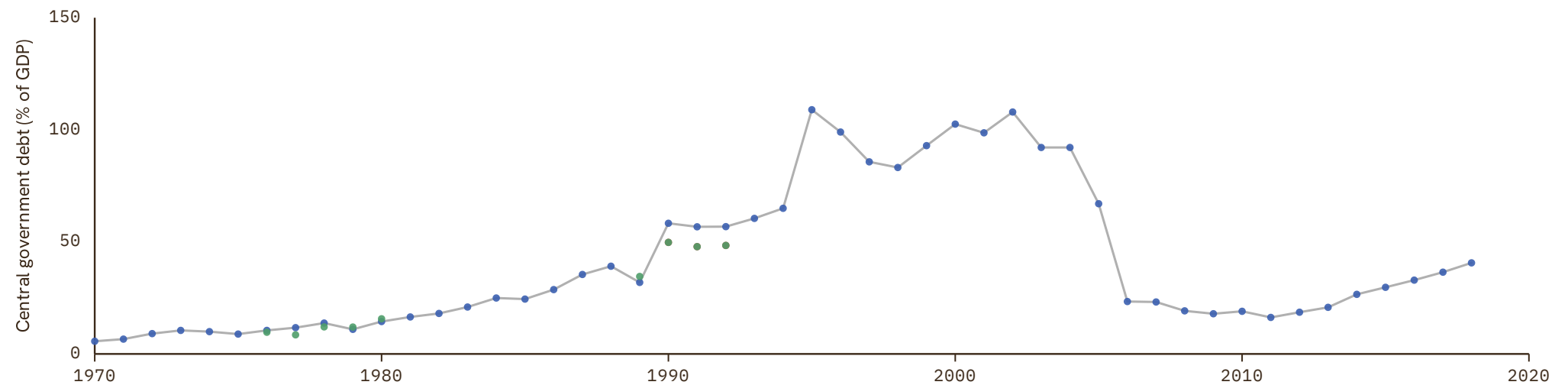
UNIT  
in %

## 1 Source composition

SOURCE	CODE	TIME SPAN	NOTES
<a href="#">Samba Mbaye et al. (2018)</a>	IMF GDD	1970 - 2018	Baseline source, overlaps with anchor year 2015.

## 2 Harmonised series

— GMD estimate   ● IMF GDD   ● WDI   ● WDI ARC



# Sao Tome and Principe

COVERAGE  
1977–2021

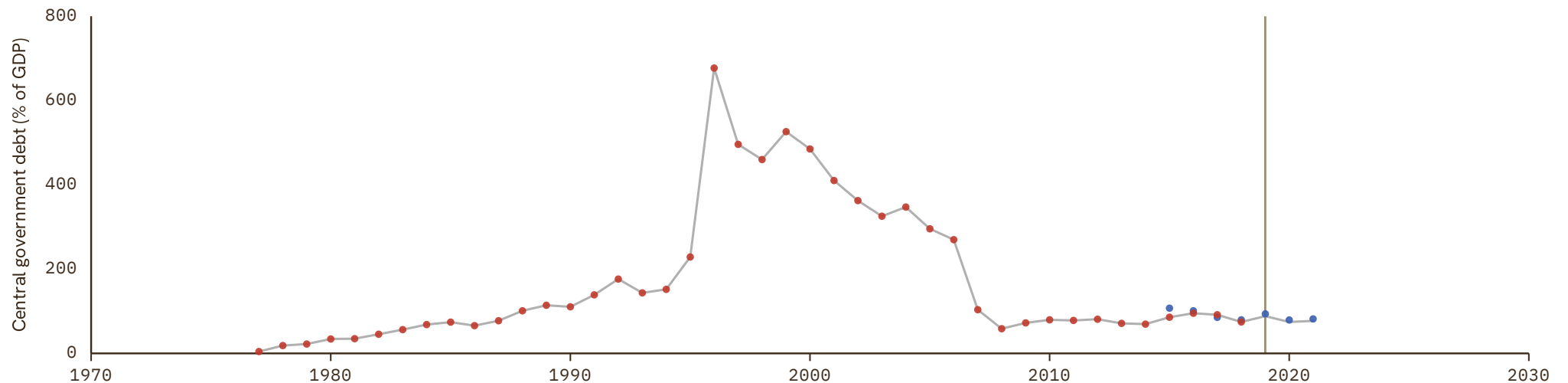
UNIT  
in %

## 1 Source composition

SOURCE	CODE	TIME SPAN	NOTES
<a href="#">Samba Mbaye et al. (2018)</a>	IMF GDD	1977 - 2018	Baseline source, overlaps with anchor year 2015.
<a href="#">African Union (2024)</a>	AFRISTAT	2019 - 2021	Ratio-spliced using overlapping data in 2022: (ratio = 100%).

## 2 Harmonised series

— GMD estimate | Source change ● AFRISTAT ● IMF GDD



# Saudi Arabia

COVERAGE  
1989–2018

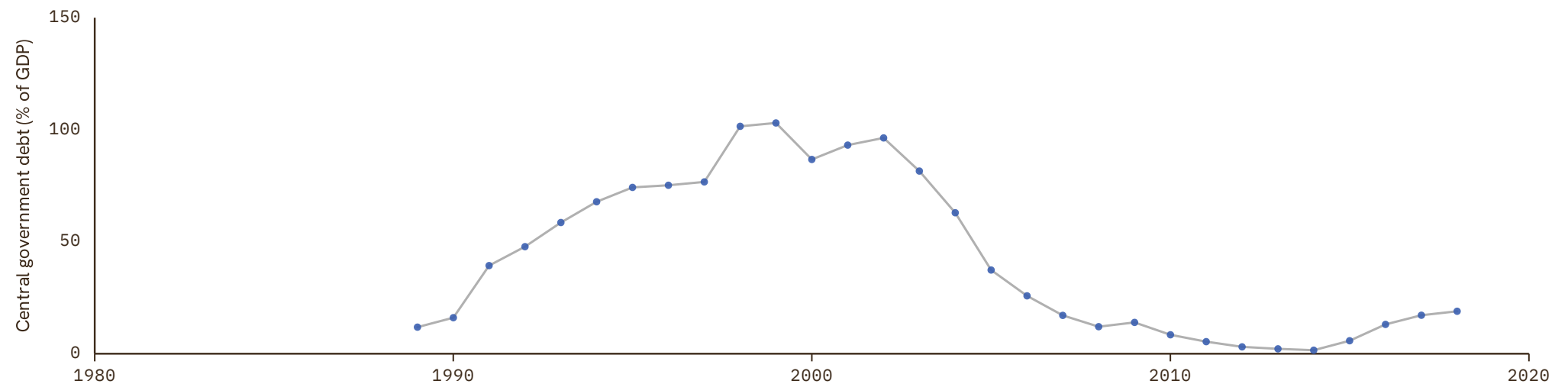
UNIT  
in %

## 1 Source composition

SOURCE	CODE	TIME SPAN	NOTES
<a href="#">Samba Mbaye et al. (2018)</a>	IMF GDD	1989 - 2018	Baseline source, overlaps with anchor year 2015.

## 2 Harmonised series

— GMD estimate ● IMF GDD



# Senegal

COVERAGE  
1970-2022

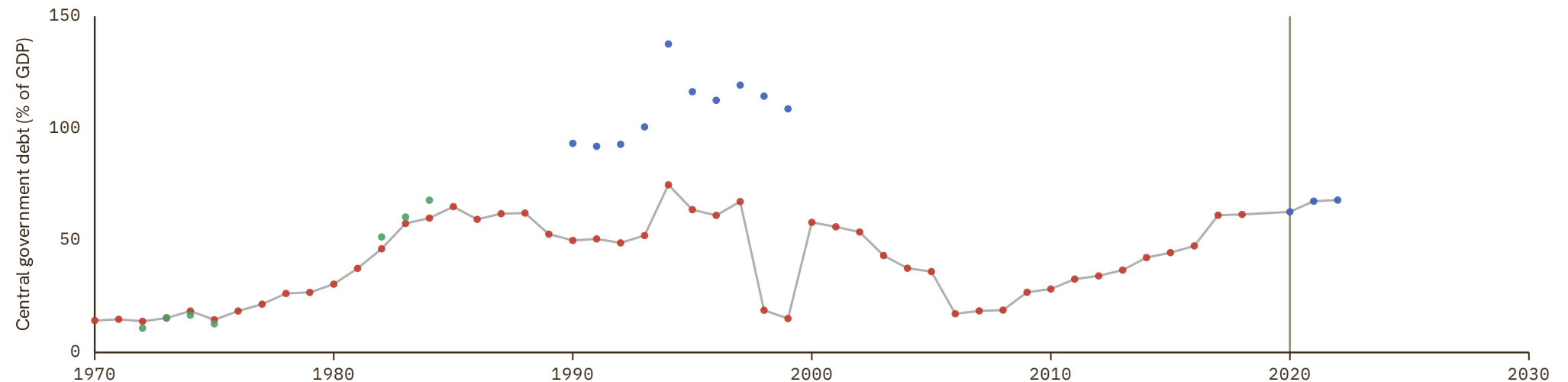
UNIT  
in %

## 1 Source composition

SOURCE	CODE	TIME SPAN	NOTES
<a href="#">Samba Mbaye et al. (2018)</a>	IMF GDD	1970 - 2018	Baseline source, overlaps with anchor year 2015.
<a href="#">African Union (2024)</a>	AFRISTAT	2020 - 2022	Ratio-spliced using overlapping data in 2023: (ratio = 100%).

## 2 Harmonised series

— GMD estimate | Source change ● AFRISTAT ● IMF GDD ● WDI ARC



# Seychelles

COVERAGE  
1972-2018

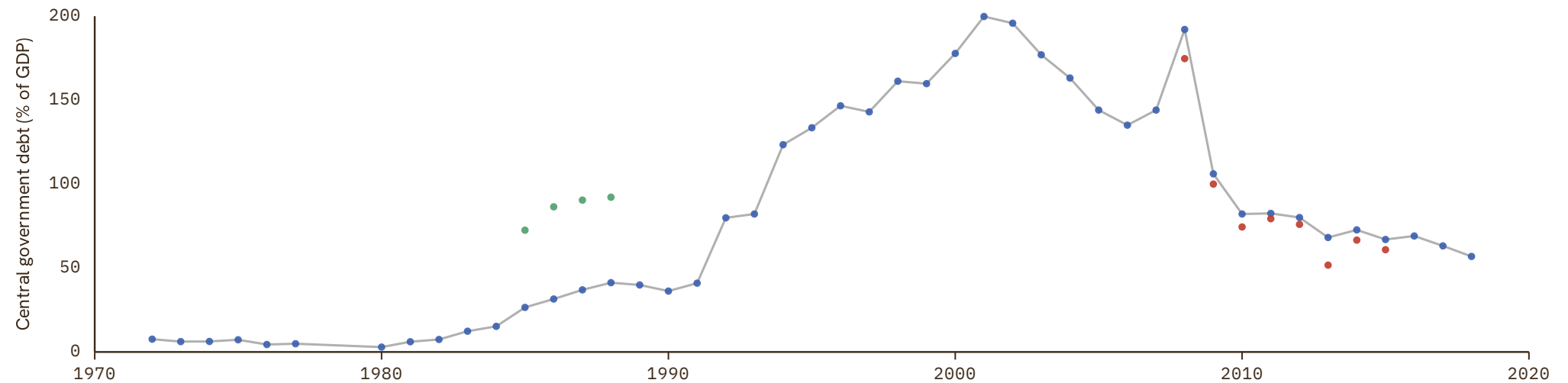
UNIT  
in %

## 1 Source composition

SOURCE	CODE	TIME SPAN	NOTES
Samba Mbaye et al. (2018)	IMF GDD	1972 - 2018	Baseline source, overlaps with anchor year 2015.

## 2 Harmonised series

— GMD estimate   ● IMF GDD   ● WDI   ● WDI ARC



# Sierra Leone

COVERAGE  
1970-2018

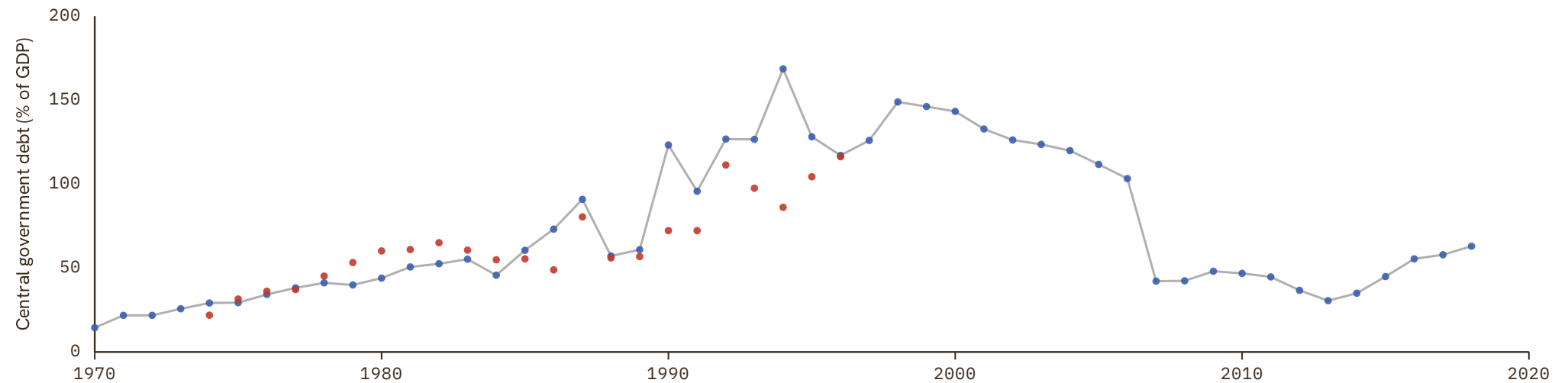
UNIT  
in %

## 1 Source composition

SOURCE	CODE	TIME SPAN	NOTES
<a href="#">Samba Mbaye et al. (2018)</a>	IMF GDD	1970 - 2018	Baseline source, overlaps with anchor year 2015.

## 2 Harmonised series

— GMD estimate   ● IMF GDD   ● WDI ARC



# Singapore

COVERAGE  
1963–2024

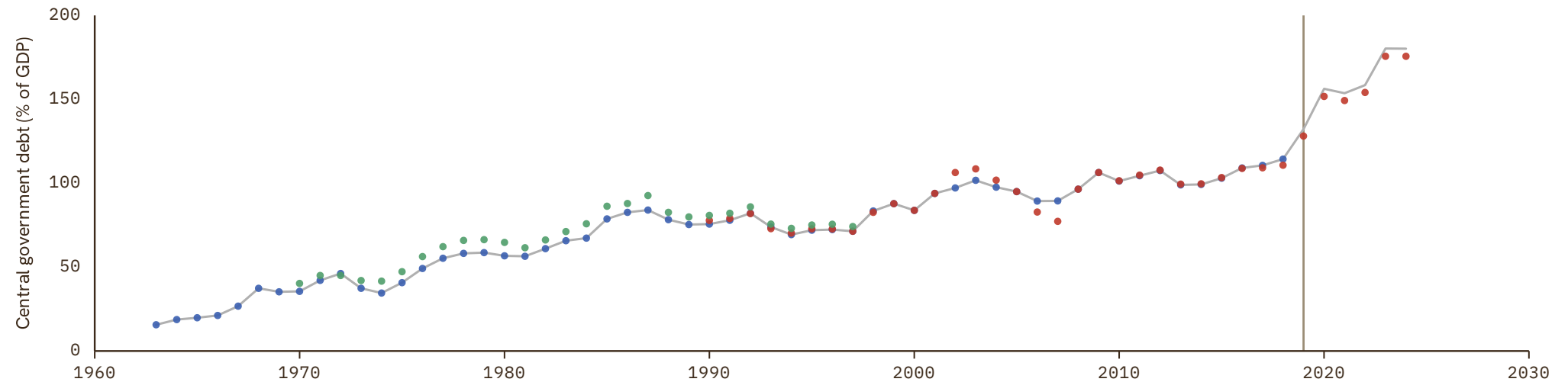
UNIT  
in %

## 1 Source composition

SOURCE	CODE	TIME SPAN	NOTES
<a href="#">Samba Mbaye et al. (2018)</a>	IMF GDD	1963 - 2018	Baseline source, overlaps with anchor year 2015.
<a href="#">World Bank (2024)</a>	WDI	2019 - 2024	Ratio-spliced using overlapping data in 2025: (ratio = 100%).

## 2 Harmonised series

— GMD estimate | | Source change ● IMF GDD ● WDI ● WDI ARC



# Slovakia

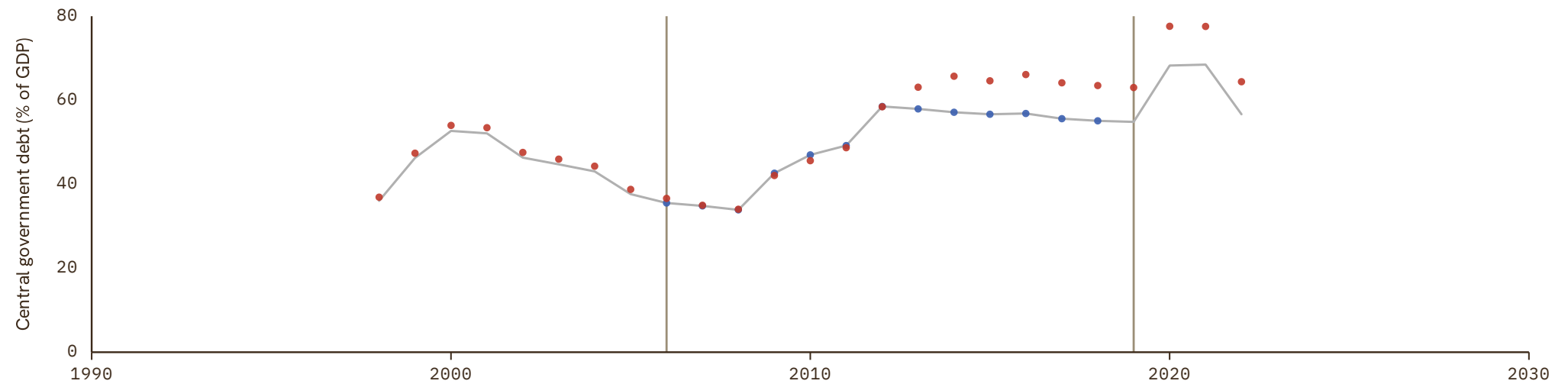
COVERAGE  
1998–2022UNIT  
in %

## 1 Source composition

SOURCE	CODE	TIME SPAN	NOTES
<a href="#">World Bank (2024)</a>	WDI	1998 - 2005	Ratio-spliced using overlapping data in 2006: (ratio = 100%).
<a href="#">Samba Mbaye et al. (2018)</a>	IMF GDD	2006 - 2018	Baseline source, overlaps with anchor year 2015.
<a href="#">World Bank (2024)</a>	WDI	2019 - 2022	Ratio-spliced using overlapping data in 2023: (ratio = 100%).

## 2 Harmonised series

— GMD estimate | Source change ● IMF GDD ● WDI



# Slovenia

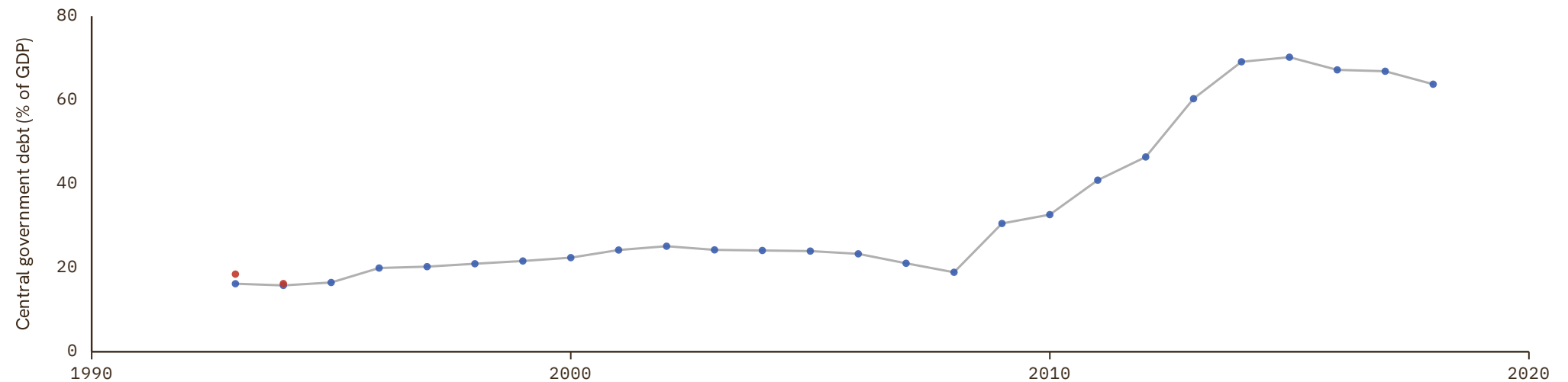
COVERAGE  
1993–2018UNIT  
in %

## 1 Source composition

SOURCE	CODE	TIME SPAN	NOTES
<a href="#">Samba Mbaye et al. (2018)</a>	IMF GDD	1993 - 2018	Baseline source, overlaps with anchor year 2015.

## 2 Harmonised series

— GMD estimate ● IMF GDD ● WDI



# Somalia

COVERAGE  
2021–2024

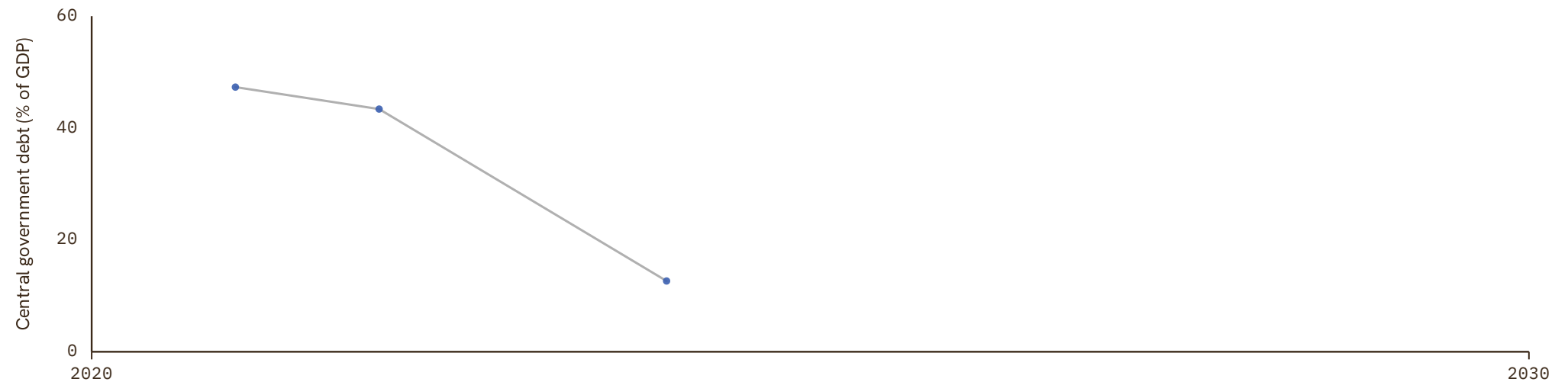
UNIT  
in %

## 1 Source composition

SOURCE	CODE	TIME SPAN	NOTES
World Bank (2024)	WDI	2021 - 2024	Ratio-spliced using overlapping data in 2025: (ratio = 100%).

## 2 Harmonised series

— GMD estimate ● WDI



# South Africa

COVERAGE  
1865–2023

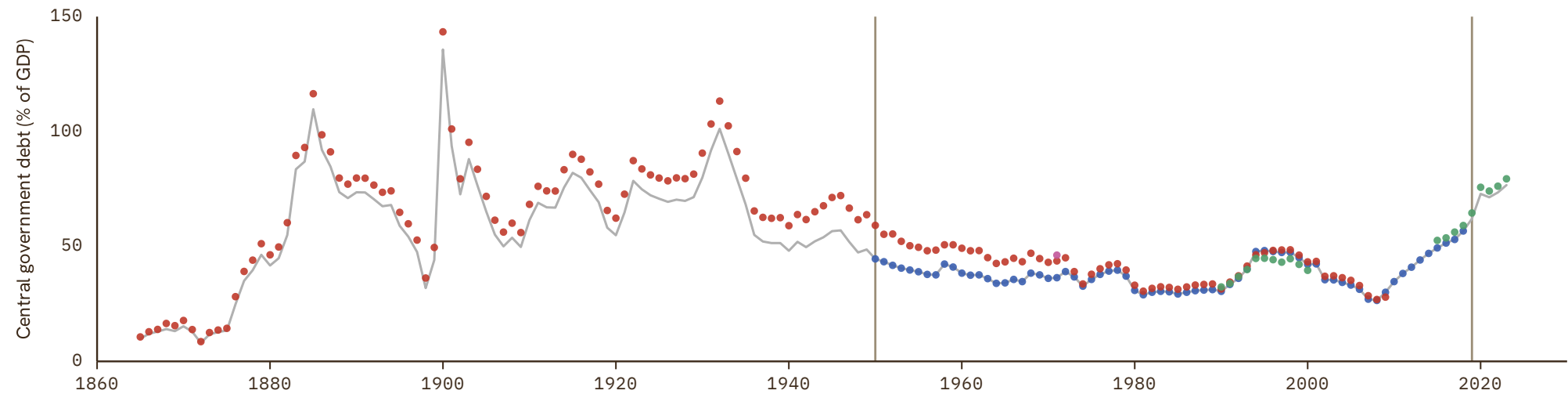
UNIT  
in %

## 1 Source composition

SOURCE	CODE	TIME SPAN	NOTES
<a href="#">Carmen M. Reinhart et al. (2009)</a>	RR	1865 - 1949	Ratio-spliced using overlapping data in 1950: (ratio = 100%).
<a href="#">Samba Mbaye et al. (2018)</a>	IMF GDD	1950 - 2018	Baseline source, overlaps with anchor year 2015.
<a href="#">World Bank (2024)</a>	WDI	2019 - 2023	Ratio-spliced using overlapping data in 2024: (ratio = 100%).

## 2 Harmonised series

— GMD estimate | Source change ● IMF GDD ● RR ● WDI ● WDI ARC



# South Korea

COVERAGE  
1911–2026

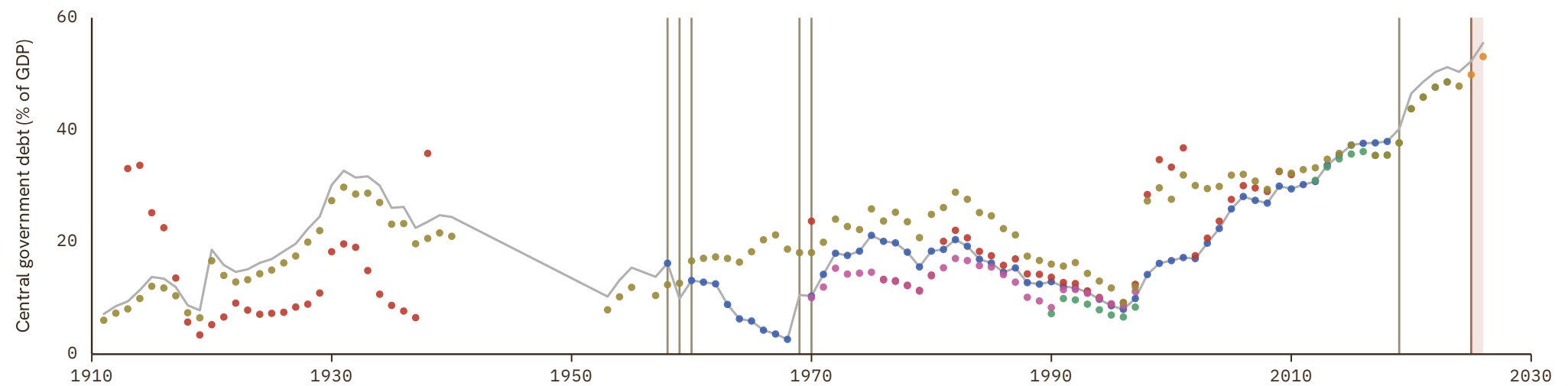
UNIT  
in %

## 1 Source composition

SOURCE	CODE	TIME SPAN	NOTES
<a href="#">Cha et al. (2022)</a>	CS2 KOR	1911 - 1957	Ratio-spliced using overlapping data in 1958: (ratio = 100%).
<a href="#">Samba Mbaye et al. (2018)</a>	IMF GDD	1958 - 1958	Ratio-spliced using overlapping data in 1959: (ratio = 100%).
<a href="#">Cha et al. (2022)</a>	CS2 KOR	1959 - 1959	Ratio-spliced using overlapping data in 1960: (ratio = 100%).
<a href="#">Samba Mbaye et al. (2018)</a>	IMF GDD	1960 - 1968	Ratio-spliced using overlapping data in 1969: (ratio = 100%).
<a href="#">Cha et al. (2022)</a>	CS2 KOR	1969 - 1969	Ratio-spliced using overlapping data in 1970: (ratio = 100%).
<a href="#">Samba Mbaye et al. (2018)</a>	IMF GDD	1970 - 2018	Baseline source, overlaps with anchor year 2015.
<a href="#">Min. of Economy et al. (2026)</a>	CS3 KOR	2019 - 2024	Ratio-spliced using overlapping data in 2025: (ratio = 100%).
<a href="#">CS3 forecast KOR</a>	CS3 forecast KOR	2025 - 2026	Ratio-spliced using overlapping data in 2027: (ratio = 100%).

## 2 Harmonised series

GMD forecast
 — GMD estimate
 | Source change
 ● IMF GDD
 ● RR
 ● WDI
 ● WDI ARC
 ● CS3
 ● CS2
 ● CS3 forecast



# Spain

COVERAGE  
1850–2024

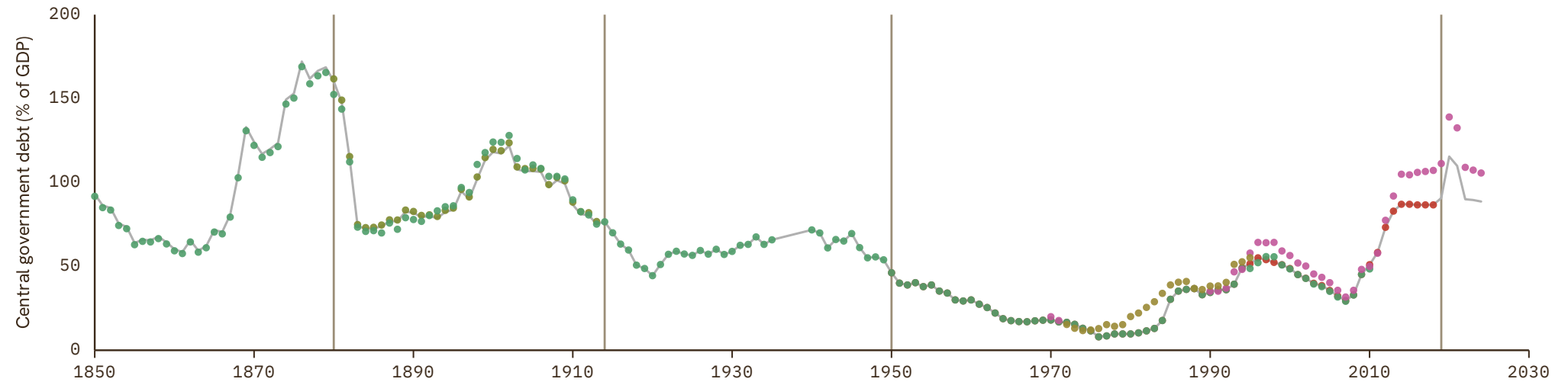
UNIT  
in %

## 1 Source composition

SOURCE	CODE	TIME SPAN	NOTES
Carmen M. Reinhart et al. (2009)	RR	1850 - 1879	Ratio-spliced using overlapping data in 1880: (ratio = 100%).
Marc Flandreau et al. (2004)	FZ	1880 - 1913	Ratio-spliced using overlapping data in 1914: (ratio = 100%).
Carmen M. Reinhart et al. (2009)	RR	1914 - 1949	Ratio-spliced using overlapping data in 1950: (ratio = 100%).
Samba Mbaye et al. (2018)	IMF GDD	1950 - 2018	Baseline source, overlaps with anchor year 2015.
World Bank (2024)	WDI	2019 - 2024	Ratio-spliced using overlapping data in 2025: (ratio = 100%).

## 2 Harmonised series

— GMD estimate | Source change ● FZ ● IMF GDD ● RR ● WDI ● WDI ARC



# Sri Lanka

COVERAGE  
1861–2018

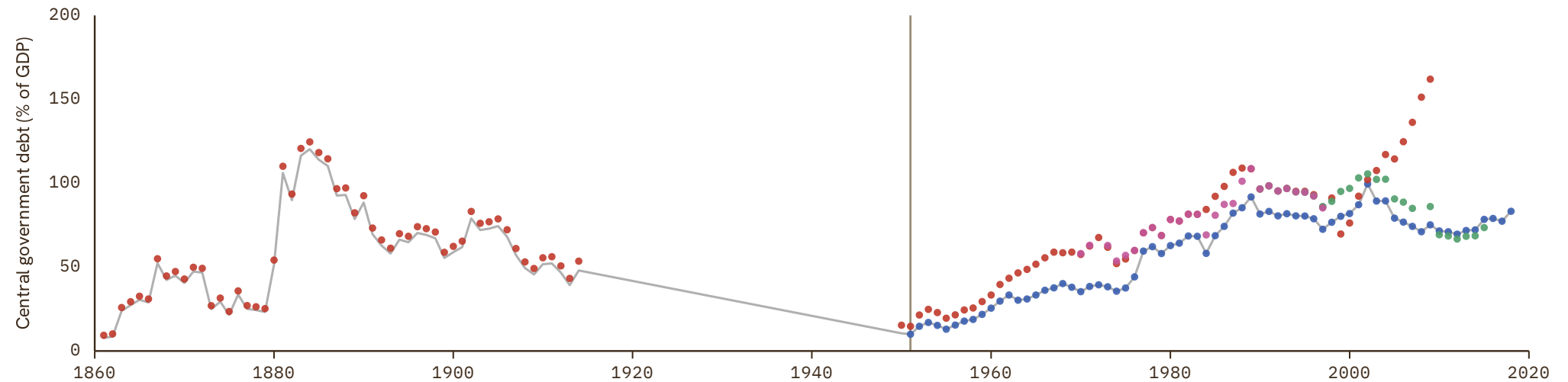
UNIT  
in %

## 1 Source composition

SOURCE	CODE	TIME SPAN	NOTES
<a href="#">Carmen M. Reinhart et al. (2009)</a>	RR	1861 - 1950	Ratio-spliced using overlapping data in 1951: (ratio = 100%).
<a href="#">Samba Mbaye et al. (2018)</a>	IMF GDD	1951 - 2018	Baseline source, overlaps with anchor year 2015.

## 2 Harmonised series

— GMD estimate | Source change ● IMF GDD ● RR ● WDI ● WDI ARC



# Sudan

COVERAGE  
1971-2018

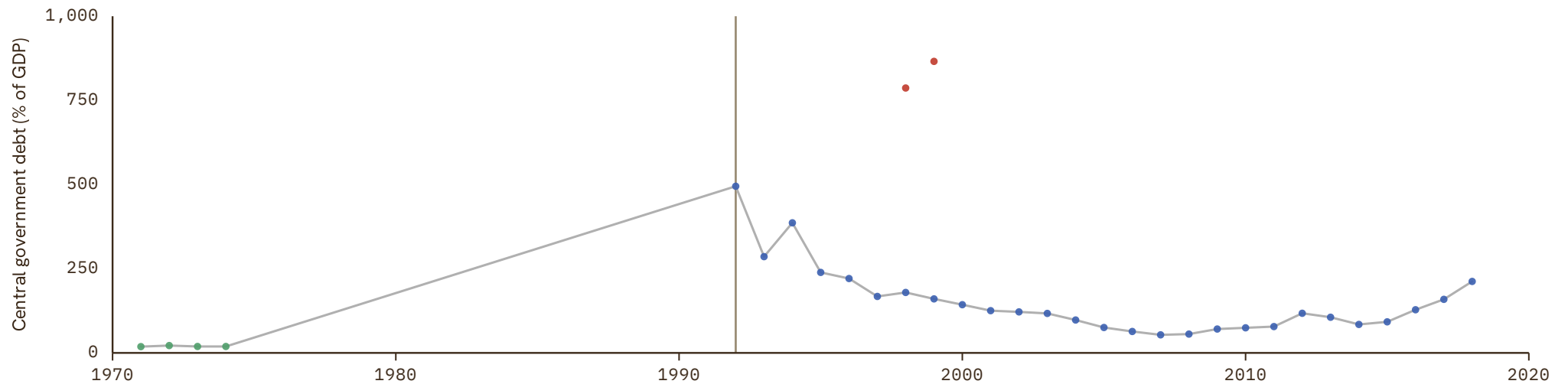
UNIT  
in %

## 1 Source composition

SOURCE	CODE	TIME SPAN	NOTES
World Bank (1999)	WDI ARC	1971 - 1974	Ratio-spliced using overlapping data in 1975: (ratio = 100%).
Samba Mbaye et al. (2018)	IMF GDD	1992 - 2018	Baseline source, overlaps with anchor year 2015.

## 2 Harmonised series

— GMD estimate | Source change ● IMF GDD ● WDI ● WDI ARC



# Suriname

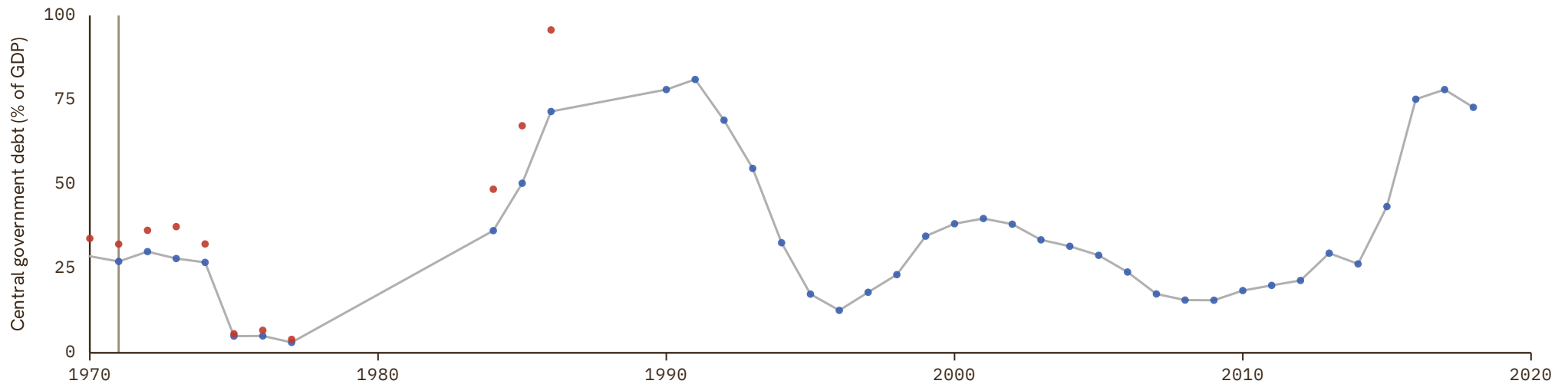
COVERAGE | UNIT  
1970-2018 | in %

## 1 Source composition

SOURCE	CODE	TIME SPAN	NOTES
<a href="#">World Bank (1999)</a>	WDI ARC	1970 - 1970	Ratio-spliced using overlapping data in 1971: (ratio = 100%).
<a href="#">Samba Mbaye et al. (2018)</a>	IMF GDD	1971 - 2018	Baseline source, overlaps with anchor year 2015.

## 2 Harmonised series

— GMD estimate | | Source change ● IMF GDD ● WDI ARC



# Sweden

COVERAGE  
1670–2022

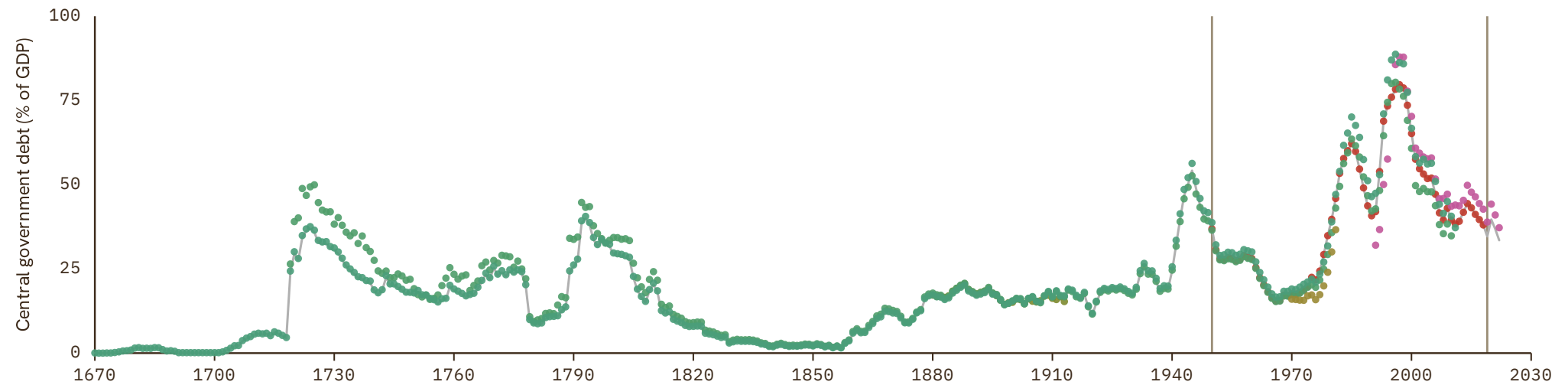
UNIT  
in %

## 1 Source composition

SOURCE	CODE	TIME SPAN	NOTES
<a href="#">Schön et al. (2017)</a>	CS1 SWE	1670 - 1949	Ratio-spliced using overlapping data in 1950: (ratio = 100%).
<a href="#">Samba Mbaye et al. (2018)</a>	IMF GDD	1950 - 2018	Baseline source, overlaps with anchor year 2015.
<a href="#">World Bank (2024)</a>	WDI	2019 - 2022	Ratio-spliced using overlapping data in 2023: (ratio = 100%).

## 2 Harmonised series

— GMD estimate | Source change ● FZ ● IMF GDD ● RR ● WDI ● WDI ARC ● CS1



# Switzerland

COVERAGE  
1880-2024

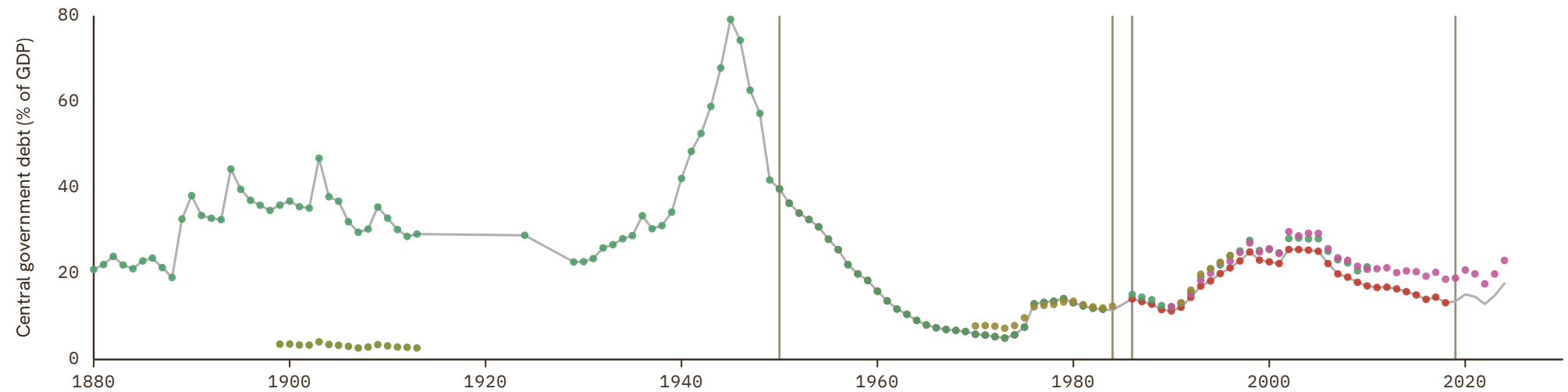
UNIT  
in %

## 1 Source composition

SOURCE	CODE	TIME SPAN	NOTES
<a href="#">Carmen M. Reinhart et al. (2009)</a>	RR	1880 - 1949	Ratio-spliced using overlapping data in 1950: (ratio = 100%).
<a href="#">Samba Mbaye et al. (2018)</a>	IMF GDD	1950 - 1983	Ratio-spliced using overlapping data in 1984: (ratio = 100%).
<a href="#">World Bank (1999)</a>	WDI ARC	1984 - 1984	Ratio-spliced using overlapping data in 1985: (ratio = 100%).
<a href="#">Samba Mbaye et al. (2018)</a>	IMF GDD	1986 - 2018	Baseline source, overlaps with anchor year 2015.
<a href="#">World Bank (2024)</a>	WDI	2019 - 2024	Ratio-spliced using overlapping data in 2025: (ratio = 100%).

## 2 Harmonised series

— GMD estimate | Source change ● FZ ● IMF GDD ● RR ● WDI ● WDI ARC



# Syria

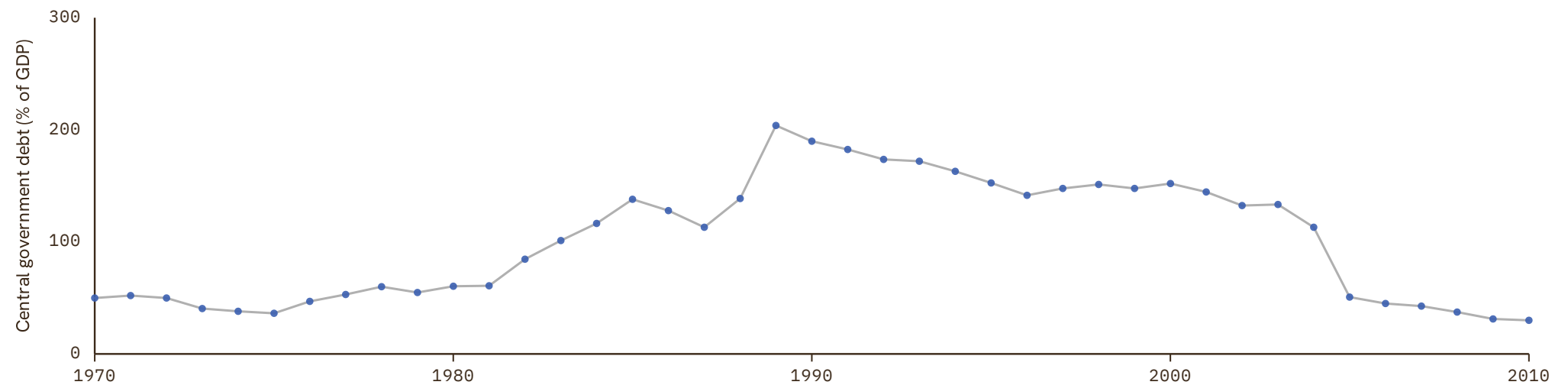
COVERAGE  
1970–2010UNIT  
in %

## 1 Source composition

SOURCE	CODE	TIME SPAN	NOTES
<a href="#">Samba Mbaye et al. (2018)</a>	IMF GDD	1970 - 2010	Ratio-spliced using overlapping data in 2011: (ratio = 100%).

## 2 Harmonised series

— GMD estimate ● IMF GDD



# Taiwan

COVERAGE  
1987-2018

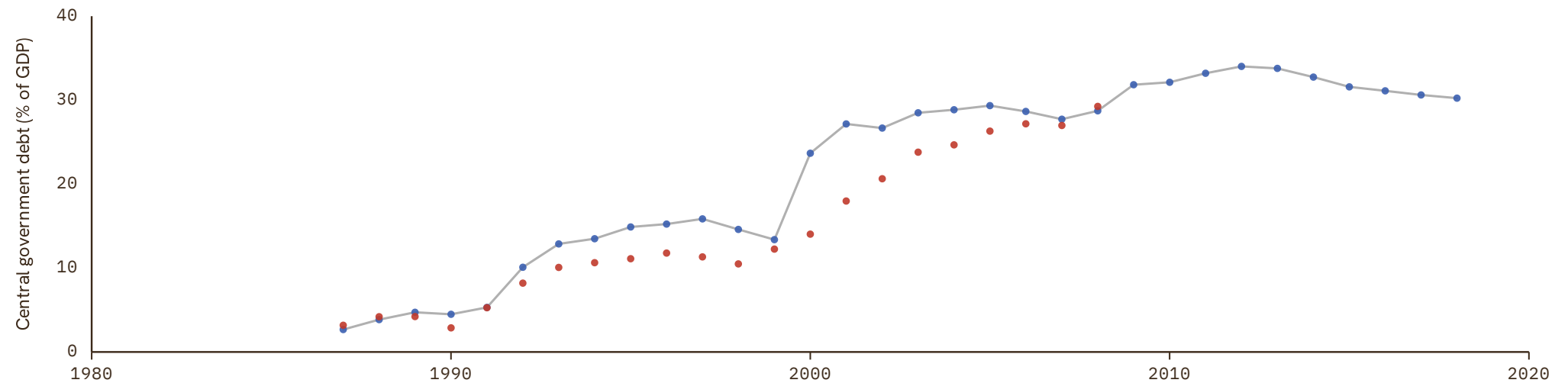
UNIT  
in %

## 1 Source composition

SOURCE	CODE	TIME SPAN	NOTES
<a href="#">Samba Mbaye et al. (2018)</a>	IMF GDD	1987 - 2018	Baseline source, overlaps with anchor year 2015.

## 2 Harmonised series

— GMD estimate ● IMF GDD ● RR



# Tajikistan

COVERAGE  
2000–2001

UNIT  
in %

## 1 Source composition

SOURCE	CODE	TIME SPAN	NOTES
World Bank (2024)	WDI	2000 - 2001	Ratio-spliced using overlapping data in 2002: (ratio = 100%).

## 2 Harmonised series

— GMD estimate ● WDI



# Thailand

COVERAGE  
1913–2024

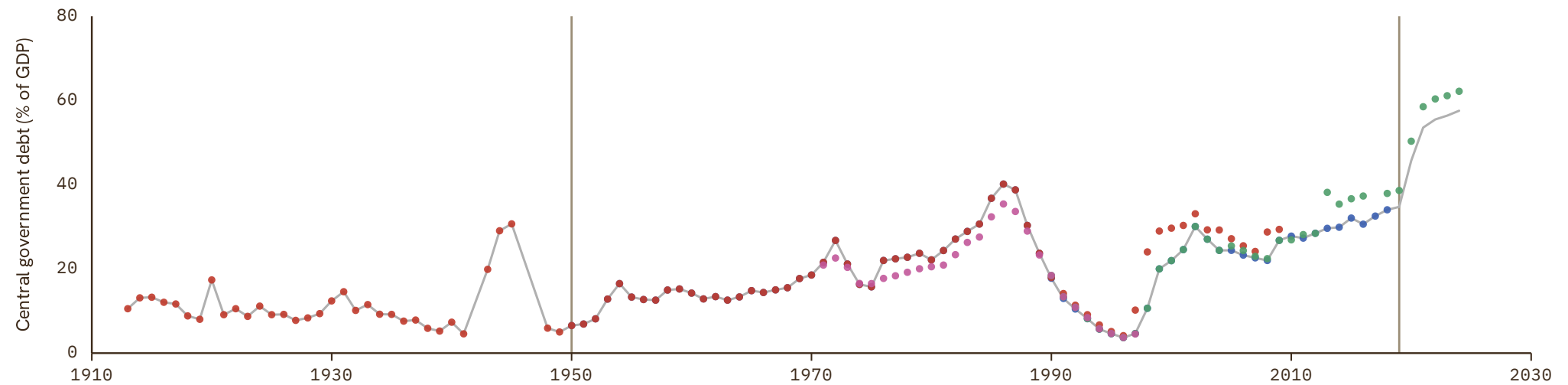
UNIT  
in %

## 1 Source composition

SOURCE	CODE	TIME SPAN	NOTES
<a href="#">Carmen M. Reinhart et al. (2009)</a>	RR	1913 - 1949	Ratio-spliced using overlapping data in 1950: (ratio = 100%).
<a href="#">Samba Mbaye et al. (2018)</a>	IMF GDD	1950 - 2018	Baseline source, overlaps with anchor year 2015.
<a href="#">World Bank (2024)</a>	WDI	2019 - 2024	Ratio-spliced using overlapping data in 2025: (ratio = 100%).

## 2 Harmonised series

— GMD estimate | Source change ● IMF GDD ● RR ● WDI ● WDI ARC



# Timor-Leste

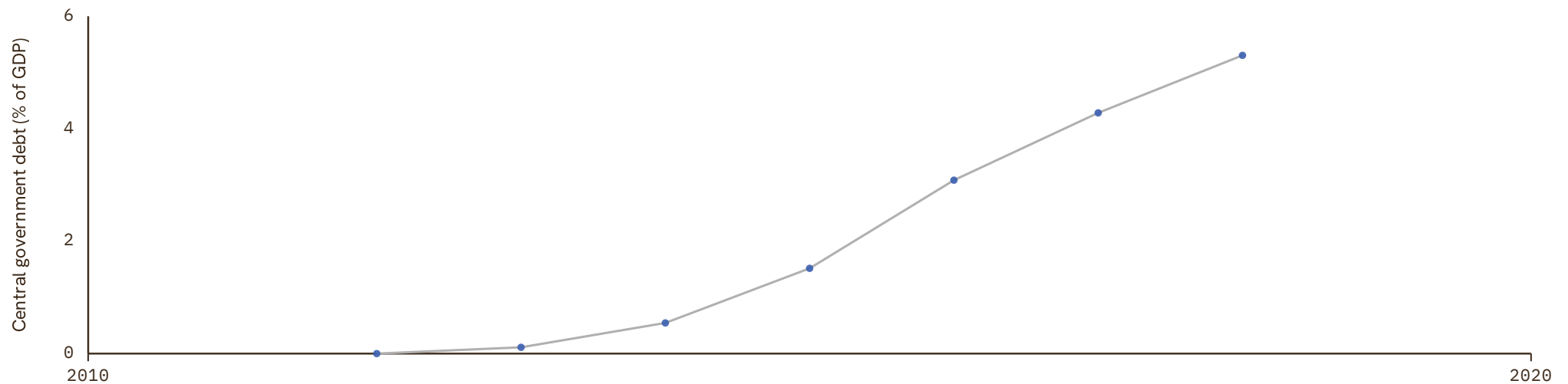
COVERAGE  
2012–2018UNIT  
in %

## 1 Source composition

SOURCE	CODE	TIME SPAN	NOTES
<a href="#">Samba Mbaye et al. (2018)</a>	IMF GDD	2012 - 2018	Baseline source, overlaps with anchor year 2015.

## 2 Harmonised series

— GMD estimate ● IMF GDD



# Togo

COVERAGE  
1970-2022

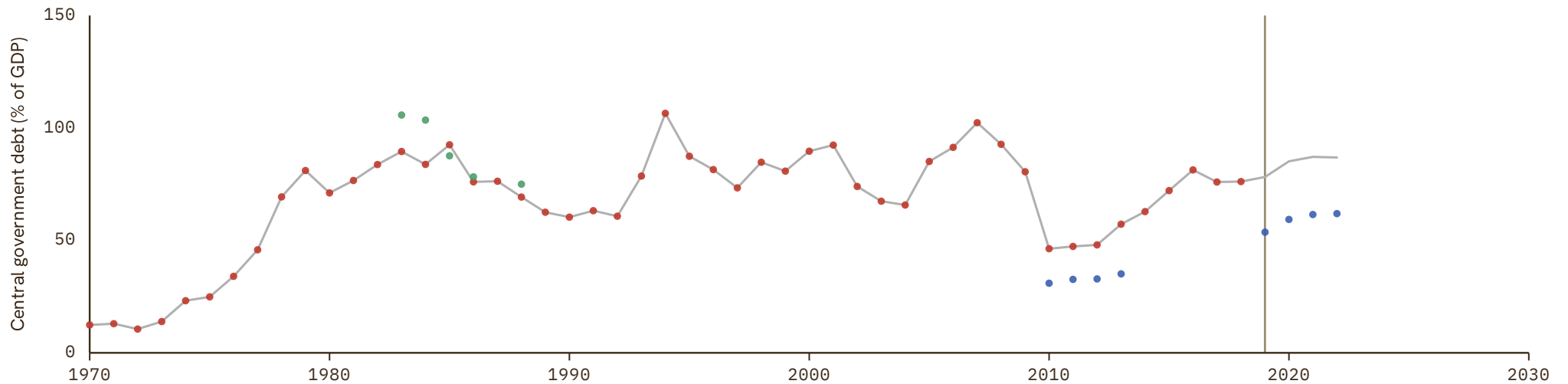
UNIT  
in %

## 1 Source composition

SOURCE	CODE	TIME SPAN	NOTES
<a href="#">Samba Mbaye et al. (2018)</a>	IMF GDD	1970 - 2018	Baseline source, overlaps with anchor year 2015.
<a href="#">African Union (2024)</a>	AFRISTAT	2019 - 2022	Ratio-spliced using overlapping data in 2023: (ratio = 100%).

## 2 Harmonised series

— GMD estimate | Source change ● AFRISTAT ● IMF GDD ● WDI ARC



# Trinidad and Tobago

COVERAGE  
1963–2018

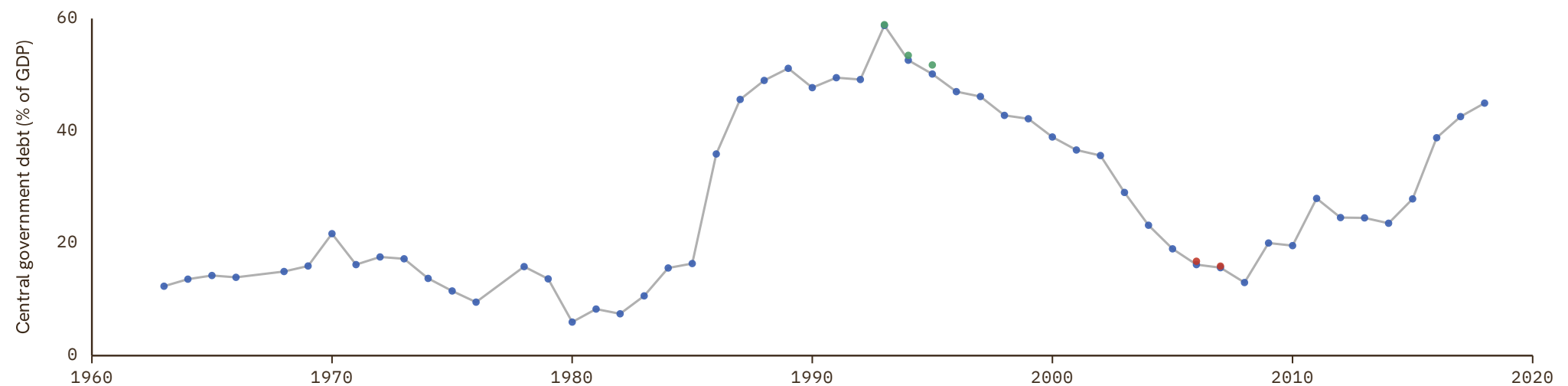
UNIT  
in %

## 1 Source composition

SOURCE	CODE	TIME SPAN	NOTES
<a href="#">Samba Mbaye et al. (2018)</a>	IMF GDD	1963 - 2018	Baseline source, overlaps with anchor year 2015.

## 2 Harmonised series

— GMD estimate   ● IMF GDD   ● WDI   ● WDI ARC



# Tunisia

COVERAGE  
1970-2018

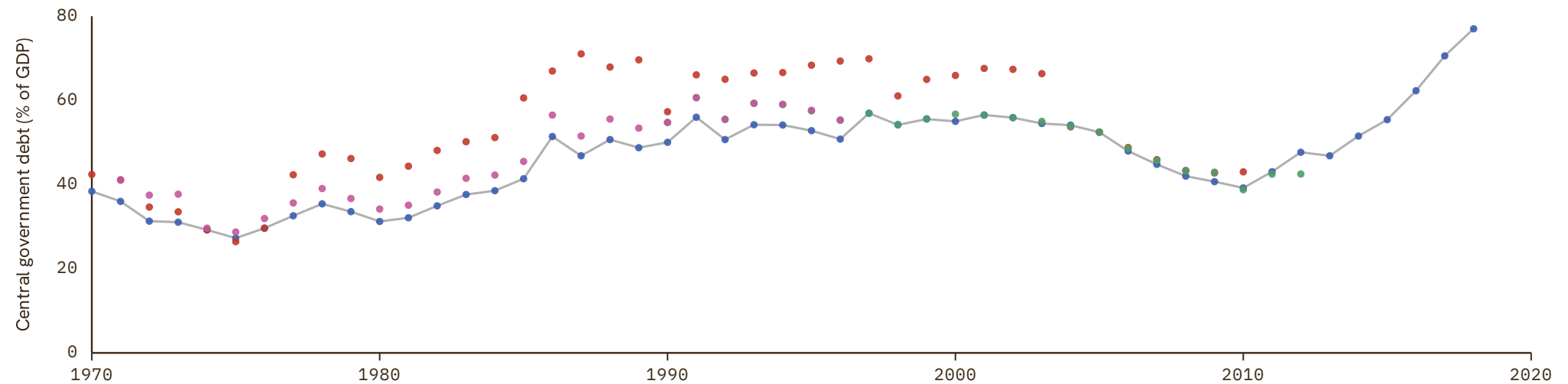
UNIT  
in %

## 1 Source composition

SOURCE	CODE	TIME SPAN	NOTES
<a href="#">Samba Mbaye et al. (2018)</a>	IMF GDD	1970 - 2018	Baseline source, overlaps with anchor year 2015.

## 2 Harmonised series

— GMD estimate   ● IMF GDD   ● RR   ● WDI   ● WDI ARC



# Turkey

COVERAGE  
1854–2024

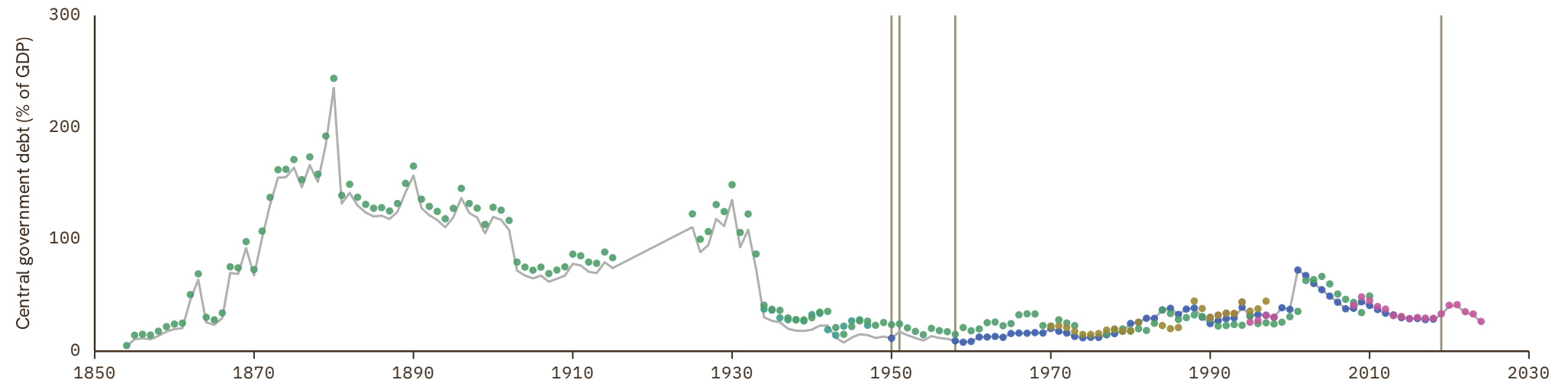
UNIT  
in %

## 1 Source composition

SOURCE	CODE	TIME SPAN	NOTES
<a href="#">Carmen M. Reinhart et al. (2009)</a>	RR	1854 - 1949	Ratio-spliced using overlapping data in 1950: (ratio = 100%).
<a href="#">Samba Mbaye et al. (2018)</a>	IMF GDD	1950 - 1950	Ratio-spliced using overlapping data in 1951: (ratio = 100%).
<a href="#">Carmen M. Reinhart et al. (2009)</a>	RR	1951 - 1957	Ratio-spliced using overlapping data in 1958: (ratio = 100%).
<a href="#">Samba Mbaye et al. (2018)</a>	IMF GDD	1958 - 2018	Baseline source, overlaps with anchor year 2015.
<a href="#">World Bank (2024)</a>	WDI	2019 - 2024	Ratio-spliced using overlapping data in 2025: (ratio = 100%).

## 2 Harmonised series

— GMD estimate | Source change ● IMF GDD ● NBS ● RR ● WDI ● WDI ARC



# Turkmenistan

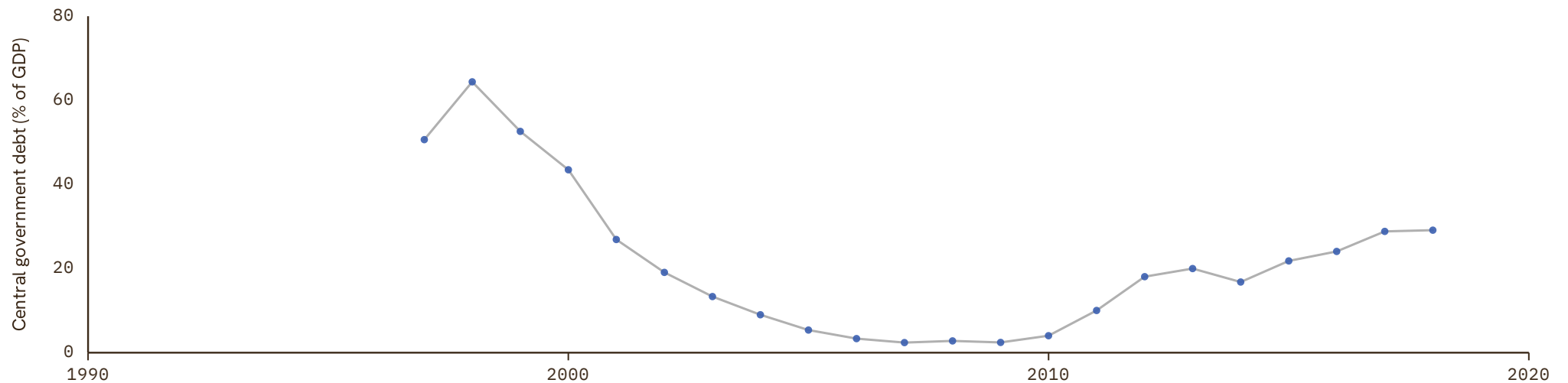
COVERAGE  
1997–2018UNIT  
in %

## 1 Source composition

SOURCE	CODE	TIME SPAN	NOTES
<a href="#">Samba Mbaye et al. (2018)</a>	IMF GDD	1997 - 2018	Baseline source, overlaps with anchor year 2015.

## 2 Harmonised series

— GMD estimate ● IMF GDD



# Uganda

COVERAGE  
1970–2024

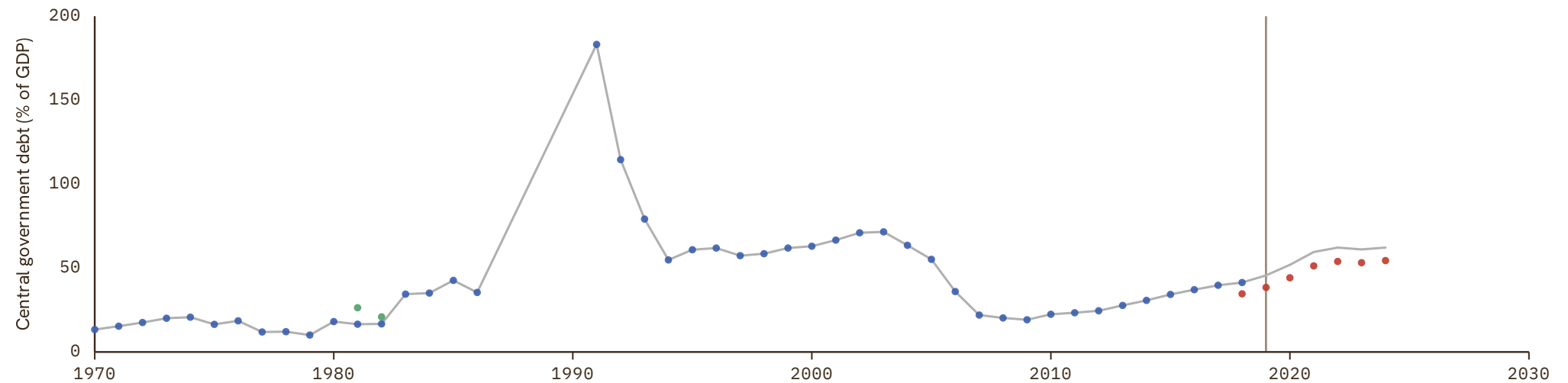
UNIT  
in %

## 1 Source composition

SOURCE	CODE	TIME SPAN	NOTES
<a href="#">Samba Mbaye et al. (2018)</a>	IMF GDD	1970 - 2018	Baseline source, overlaps with anchor year 2015.
<a href="#">World Bank (2024)</a>	WDI	2019 - 2024	Ratio-spliced using overlapping data in 2025: (ratio = 100%).

## 2 Harmonised series

— GMD estimate | Source change ● IMF GDD ● WDI ● WDI ARC



# Ukraine

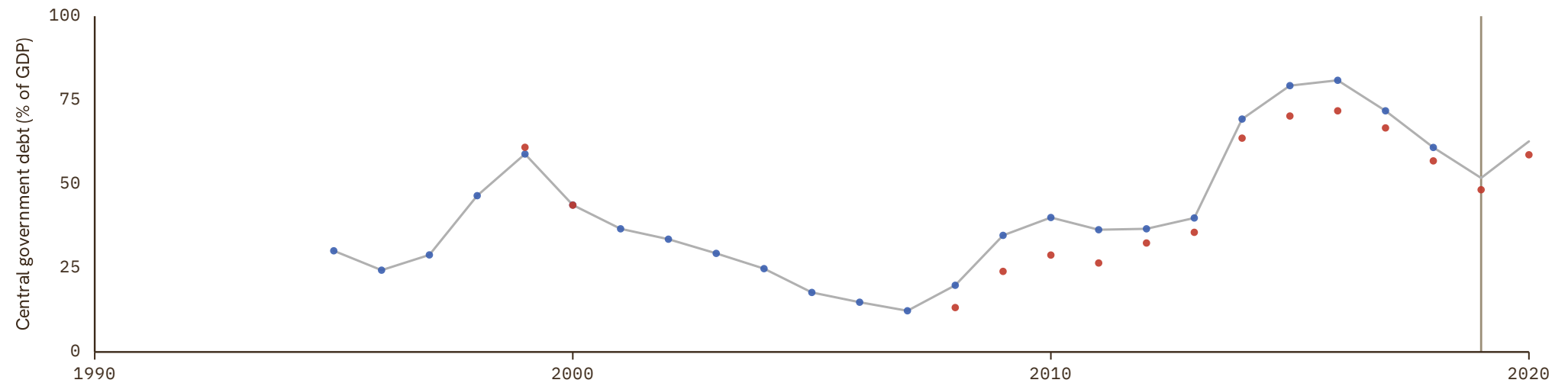
COVERAGE  
1995–2020UNIT  
in %

## 1 Source composition

SOURCE	CODE	TIME SPAN	NOTES
<a href="#">Samba Mbaye et al. (2018)</a>	IMF GDD	1995 - 2018	Baseline source, overlaps with anchor year 2015.
<a href="#">World Bank (2024)</a>	WDI	2019 - 2020	Ratio-spliced using overlapping data in 2021: (ratio = 100%).

## 2 Harmonised series

— GMD estimate | Source change ● IMF GDD ● WDI



# United Arab Emirates

COVERAGE  
2013–2013UNIT  
in %

## 1 Source composition

SOURCE	CODE	TIME SPAN	NOTES
World Bank (2024)	WDI	2013 - 2013	Ratio-spliced using overlapping data in 2014: (ratio = 100%).

## 2 Harmonised series

— GMD estimate ● WDI



# United Kingdom

COVERAGE  
1727-2024

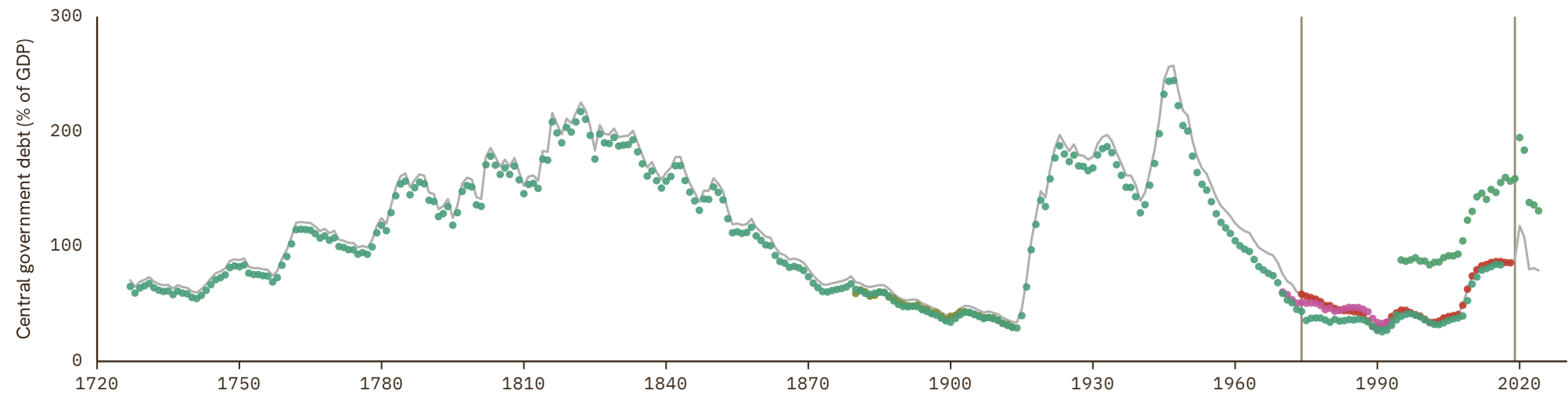
UNIT  
in %

## 1 Source composition

SOURCE	CODE	TIME SPAN	NOTES
<a href="#">Thomas et al. (2010)</a>	CS1 GBR	1727 - 1973	Ratio-spliced using overlapping data in 1974: (ratio = 100%).
<a href="#">Samba Mbaye et al. (2018)</a>	IMF GDD	1974 - 2018	Baseline source, overlaps with anchor year 2015.
<a href="#">World Bank (2024)</a>	WDI	2019 - 2024	Ratio-spliced using overlapping data in 2025: (ratio = 100%).

## 2 Harmonised series

— GMD estimate | Source change ● FZ ● IMF GDD ● WDI ● WDI ARC ● CS1



# United States

COVERAGE  
1790–2026

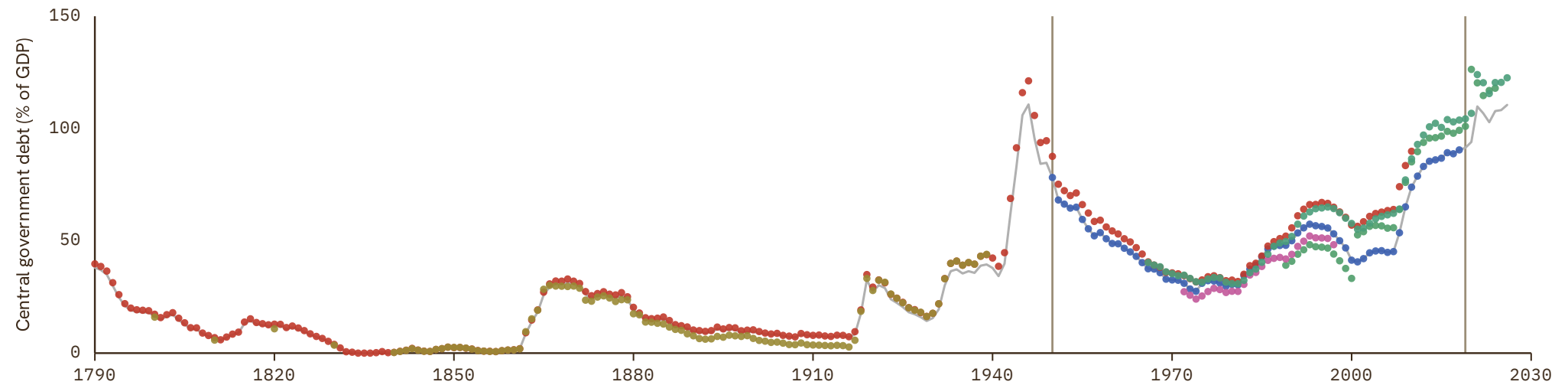
UNIT  
in %

## 1 Source composition

SOURCE	CODE	TIME SPAN	NOTES
<a href="#">Carmen M. Reinhart et al. (2009)</a>	RR	1790 - 1949	Ratio-spliced using overlapping data in 1950: (ratio = 100%).
<a href="#">Samba Mbaye et al. (2018)</a>	IMF GDD	1950 - 2018	Baseline source, overlaps with anchor year 2015.
<a href="#">Fed. Reserve Bank of St. Louis (2024)</a>	CS1 USA	2019 - 2026	Ratio-spliced using overlapping data in 2027: (ratio = 100%).

## 2 Harmonised series

— GMD estimate | Source change ● IMF GDD ● RR ● WDI ● WDI ARC ● CS1 ● CS2



# Uruguay

COVERAGE  
1871-2024

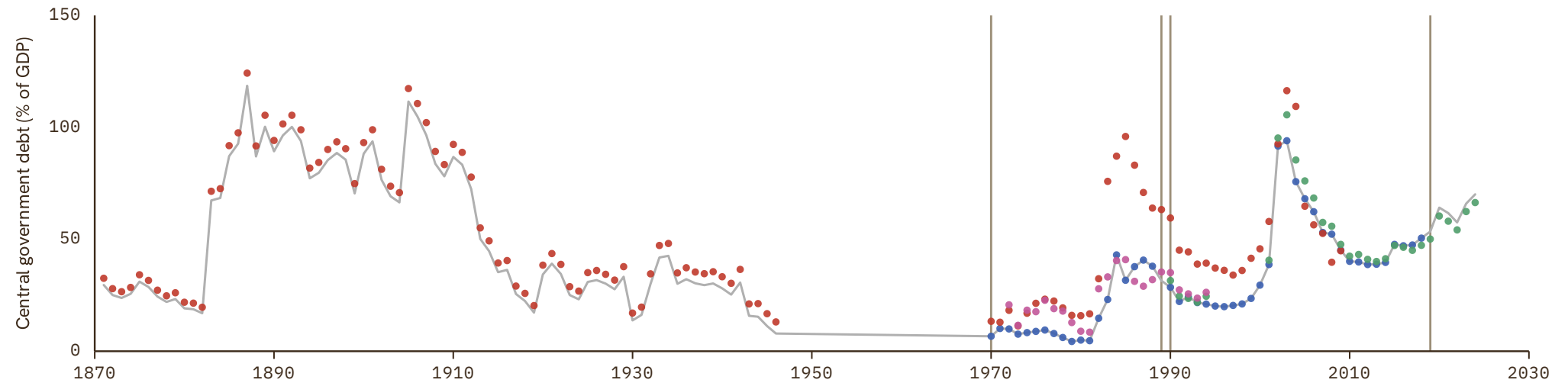
UNIT  
in %

## 1 Source composition

SOURCE	CODE	TIME SPAN	NOTES
<a href="#">Carmen M. Reinhart et al. (2009)</a>	RR	1871 - 1946	Ratio-spliced using overlapping data in 1947: (ratio = 100%).
<a href="#">Samba Mbaye et al. (2018)</a>	IMF GDD	1970 - 1988	Ratio-spliced using overlapping data in 1989: (ratio = 100%).
<a href="#">Carmen M. Reinhart et al. (2009)</a>	RR	1989 - 1989	Ratio-spliced using overlapping data in 1990: (ratio = 100%).
<a href="#">Samba Mbaye et al. (2018)</a>	IMF GDD	1990 - 2018	Baseline source, overlaps with anchor year 2015.
<a href="#">World Bank (2024)</a>	WDI	2019 - 2024	Ratio-spliced using overlapping data in 2025: (ratio = 100%).

## 2 Harmonised series

— GMD estimate | Source change ● IMF GDD ● RR ● WDI ● WDI ARC



# Venezuela

COVERAGE  
1914–2015

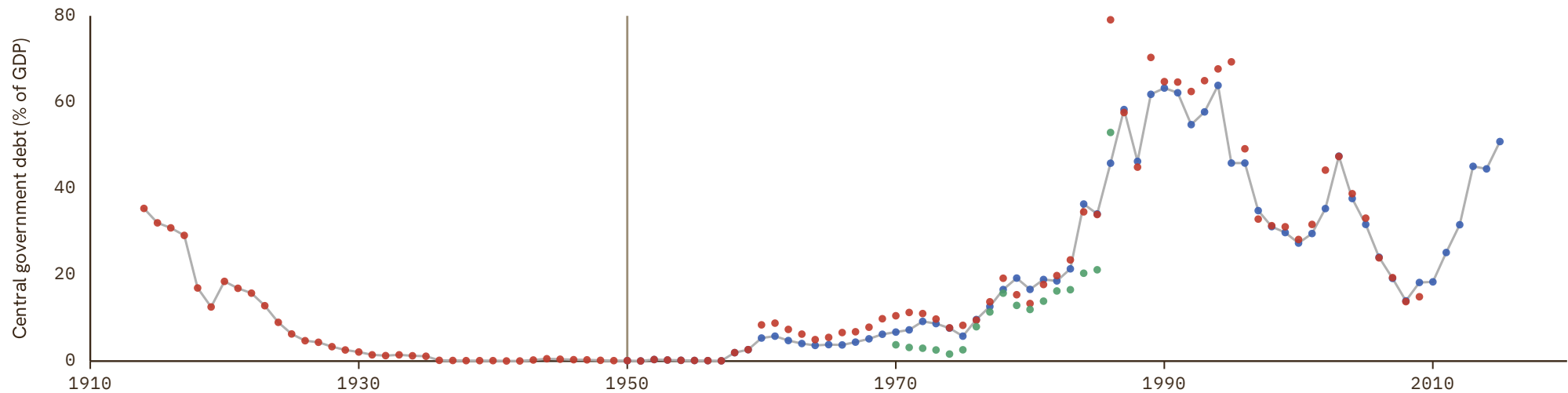
UNIT  
in %

## 1 Source composition

SOURCE	CODE	TIME SPAN	NOTES
<a href="#">Carmen M. Reinhart et al. (2009)</a>	RR	1914 - 1949	Ratio-spliced using overlapping data in 1950: (ratio = 100%).
<a href="#">Samba Mbaye et al. (2018)</a>	IMF GDD	1950 - 2015	Ratio-spliced using overlapping data in 2016: (ratio = 100%).

## 2 Harmonised series

— GMD estimate | Source change ● IMF GDD ● RR ● WDI ARC



# Vietnam

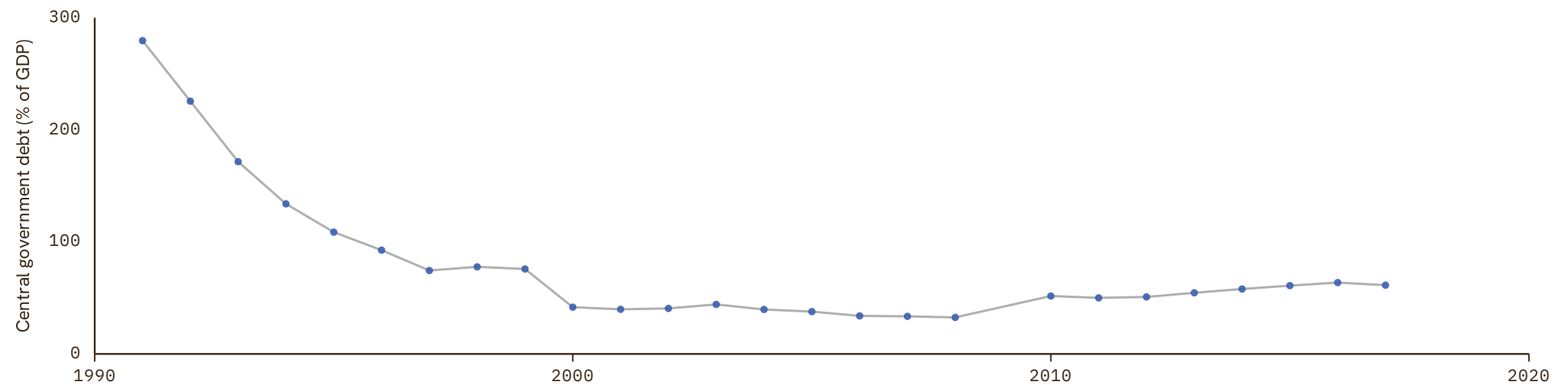
COVERAGE  
1991–2017UNIT  
in %

## 1 Source composition

SOURCE	CODE	TIME SPAN	NOTES
<a href="#">Samba Mbaye et al. (2018)</a>	IMF GDD	1991 - 2017	Baseline source, overlaps with anchor year 2015.

## 2 Harmonised series

— GMD estimate ● IMF GDD



# Yemen

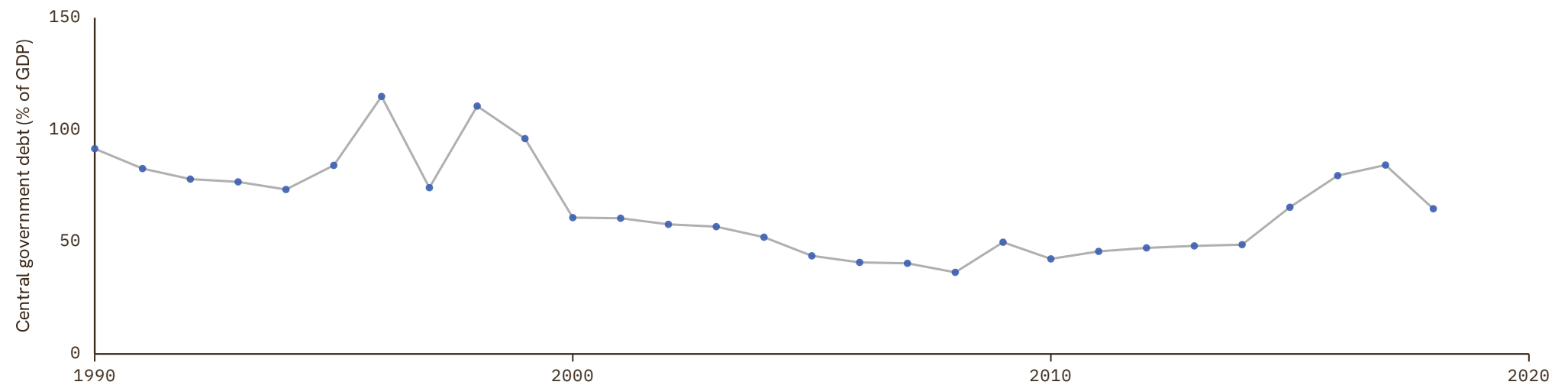
COVERAGE  
1990–2018UNIT  
in %

## 1 Source composition

SOURCE	CODE	TIME SPAN	NOTES
<a href="#">Samba Mbaye et al. (2018)</a>	IMF GDD	1990 - 2018	Baseline source, overlaps with anchor year 2015.

## 2 Harmonised series

— GMD estimate ● IMF GDD



# Zambia

COVERAGE  
1970-2021

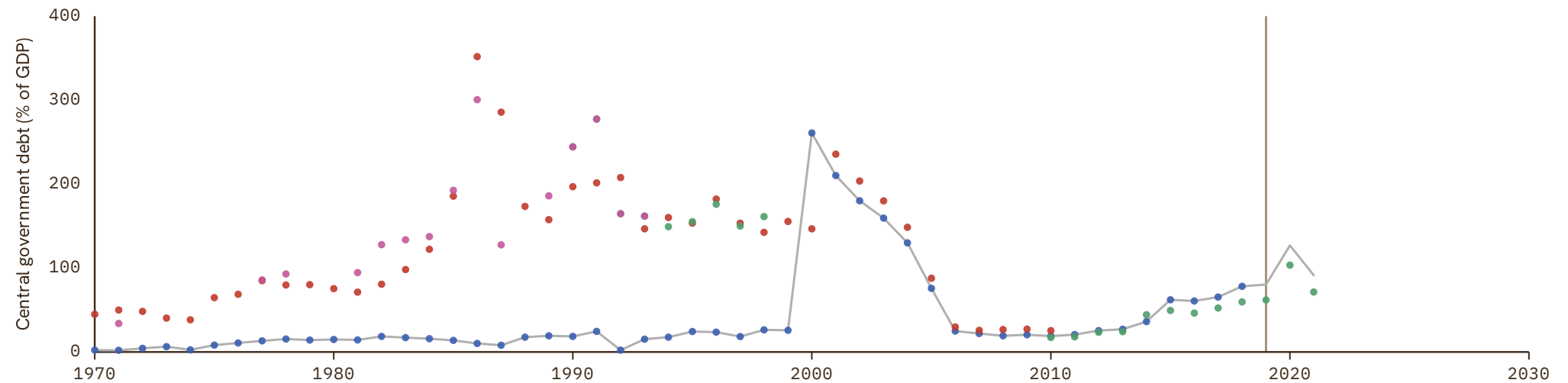
UNIT  
in %

## 1 Source composition

SOURCE	CODE	TIME SPAN	NOTES
Samba Mbaye et al. (2018)	IMF GDD	1970 - 2018	Baseline source, overlaps with anchor year 2015.
World Bank (2024)	WDI	2019 - 2021	Ratio-spliced using overlapping data in 2022: (ratio = 100%).

## 2 Harmonised series

— GMD estimate | Source change ● IMF GDD ● RR ● WDI ● WDI ARC



# Zimbabwe

COVERAGE  
1924-2018

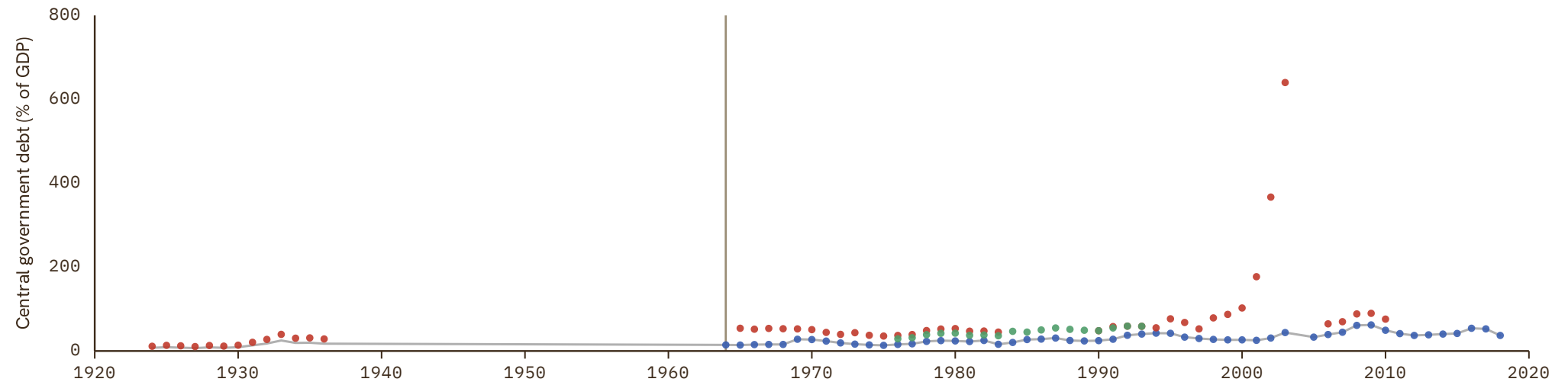
UNIT  
in %

## 1 Source composition

SOURCE	CODE	TIME SPAN	NOTES
<a href="#">Carmen M. Reinhart et al. (2009)</a>	RR	1924 - 1936	Ratio-spliced using overlapping data in 1937: (ratio = 100%).
<a href="#">Samba Mbaye et al. (2018)</a>	IMF GDD	1964 - 2018	Baseline source, overlaps with anchor year 2015.

## 2 Harmonised series

— GMD estimate | Source change ● IMF GDD ● RR ● WDI ARC



# Andorra

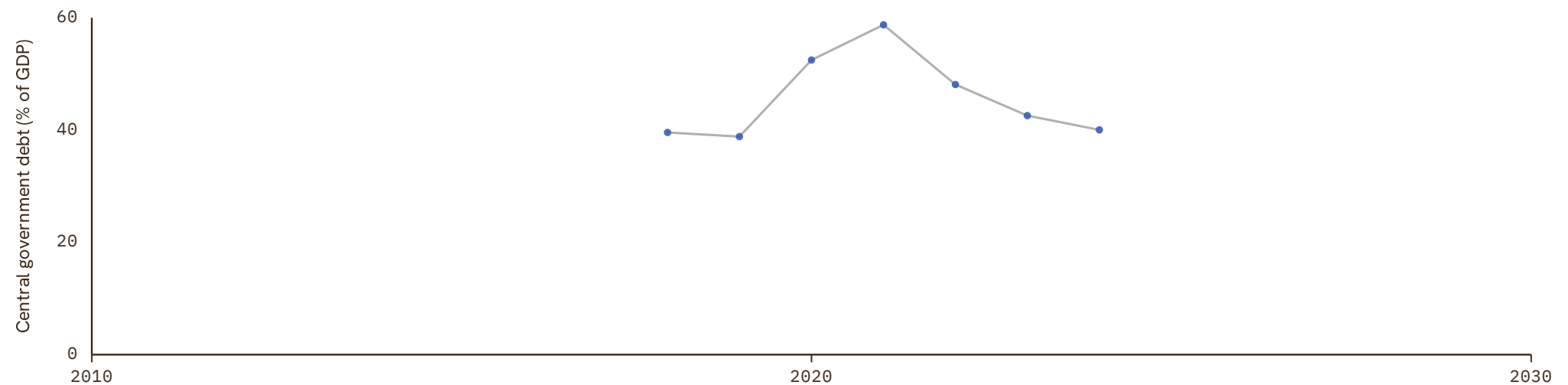
COVERAGE  
2018–2024UNIT  
in %

## 1 Source composition

SOURCE	CODE	TIME SPAN	NOTES
World Bank (2024)	WDI	2018 - 2024	Ratio-spliced using overlapping data in 2025: (ratio = 100%).

## 2 Harmonised series

— GMD estimate ● WDI



# Antigua and Barbuda

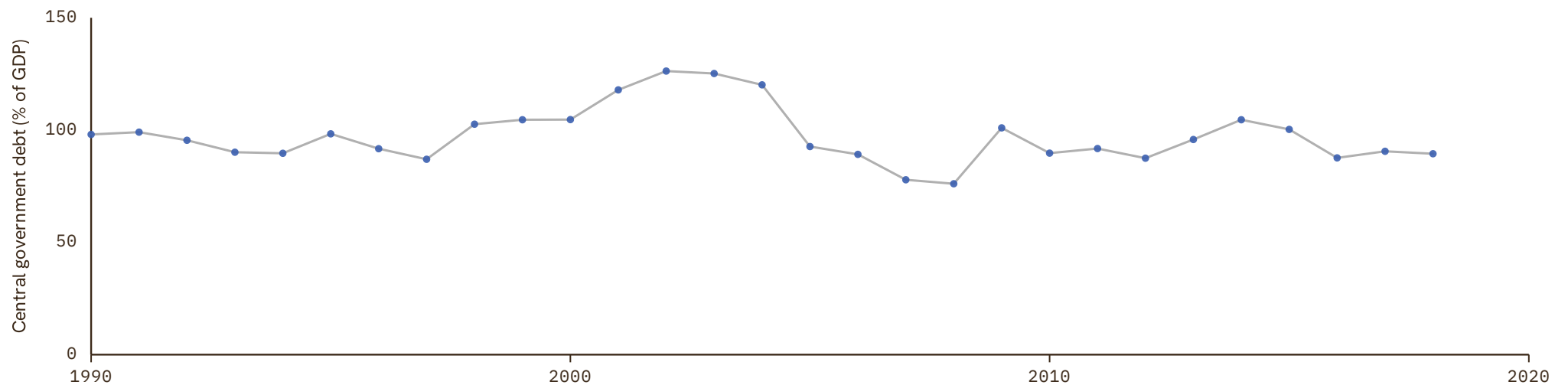
COVERAGE  
1990–2018UNIT  
in %

## 1 Source composition

SOURCE	CODE	TIME SPAN	NOTES
<a href="#">Samba Mbaye et al. (2018)</a>	IMF GDD	1990 - 2018	Baseline source, overlaps with anchor year 2015.

## 2 Harmonised series

— GMD estimate ● IMF GDD



# Comoros

COVERAGE

1984–2022

UNIT

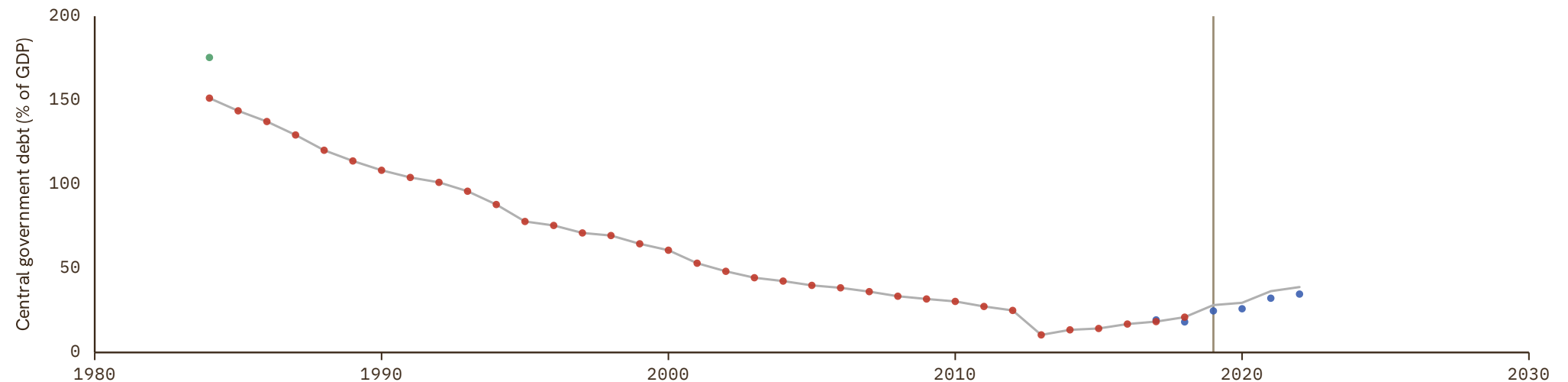
in %

## 1 Source composition

SOURCE	CODE	TIME SPAN	NOTES
<a href="#">Samba Mbaye et al. (2018)</a>	IMF GDD	1984 - 2018	Baseline source, overlaps with anchor year 2015.
<a href="#">African Union (2024)</a>	AFRISTAT	2019 - 2022	Ratio-spliced using overlapping data in 2023: (ratio = 100%).

## 2 Harmonised series

— GMD estimate | Source change ● AFRISTAT ● IMF GDD ● WDI ARC



# Kiribati

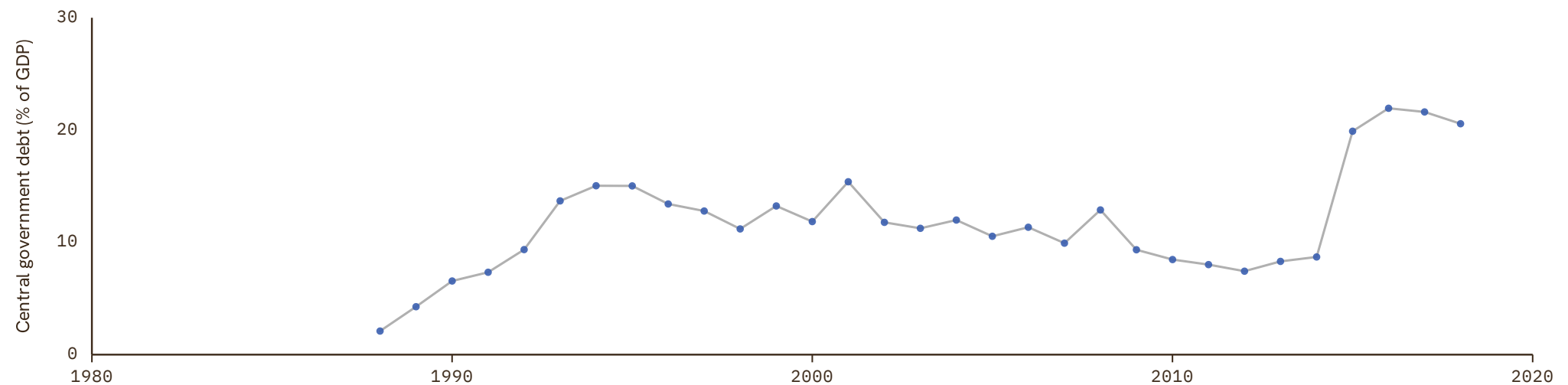
COVERAGE  
1988–2018UNIT  
in %

## 1 Source composition

SOURCE	CODE	TIME SPAN	NOTES
<a href="#">Samba Mbaye et al. (2018)</a>	IMF GDD	1988 - 2018	Baseline source, overlaps with anchor year 2015.

## 2 Harmonised series

— GMD estimate ● IMF GDD



# Marshall Islands

COVERAGE  
2008–2019

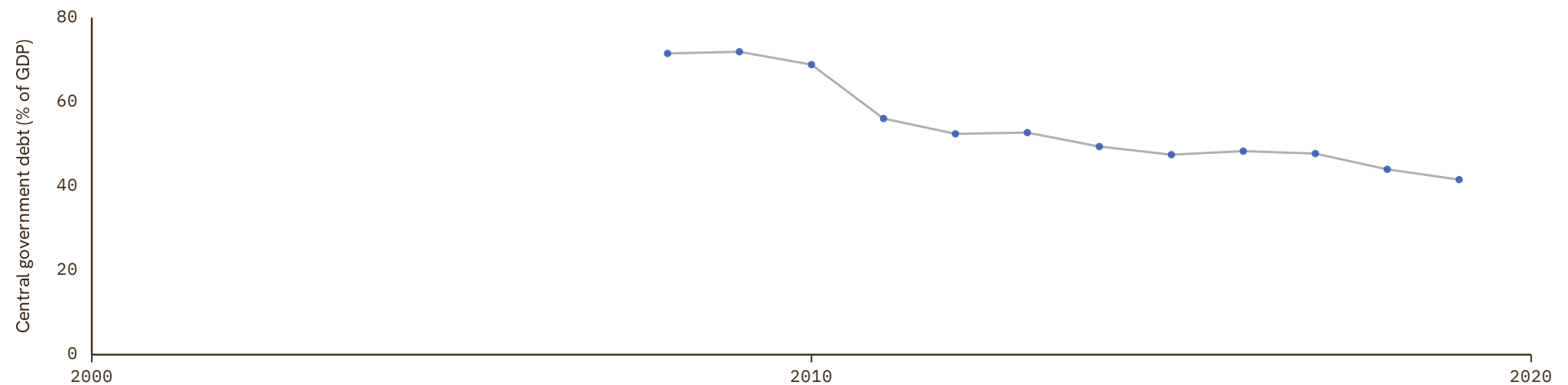
UNIT  
in %

## 1 Source composition

SOURCE	CODE	TIME SPAN	NOTES
World Bank (2024)	WDI	2008 - 2019	Baseline source, overlaps with anchor year 2015.

## 2 Harmonised series

— GMD estimate ● WDI



# Micronesia (Federated States of)

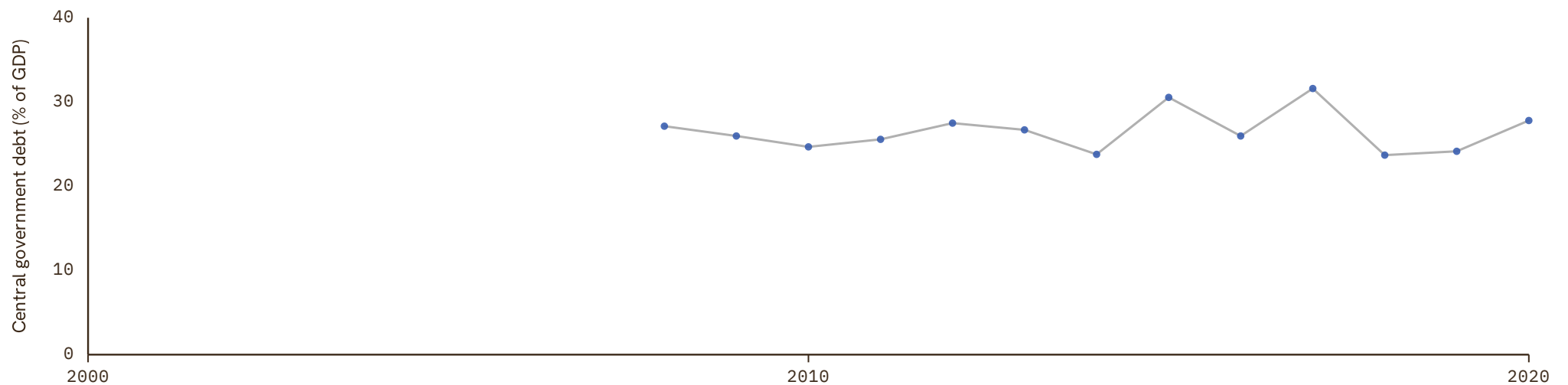
COVERAGE  
2008–2020UNIT  
in %

## 1 Source composition

SOURCE	CODE	TIME SPAN	NOTES
<a href="#">World Bank (2024)</a>	WDI	2008 - 2020	Baseline source, overlaps with anchor year 2015.

## 2 Harmonised series

— GMD estimate ● WDI



# Palau

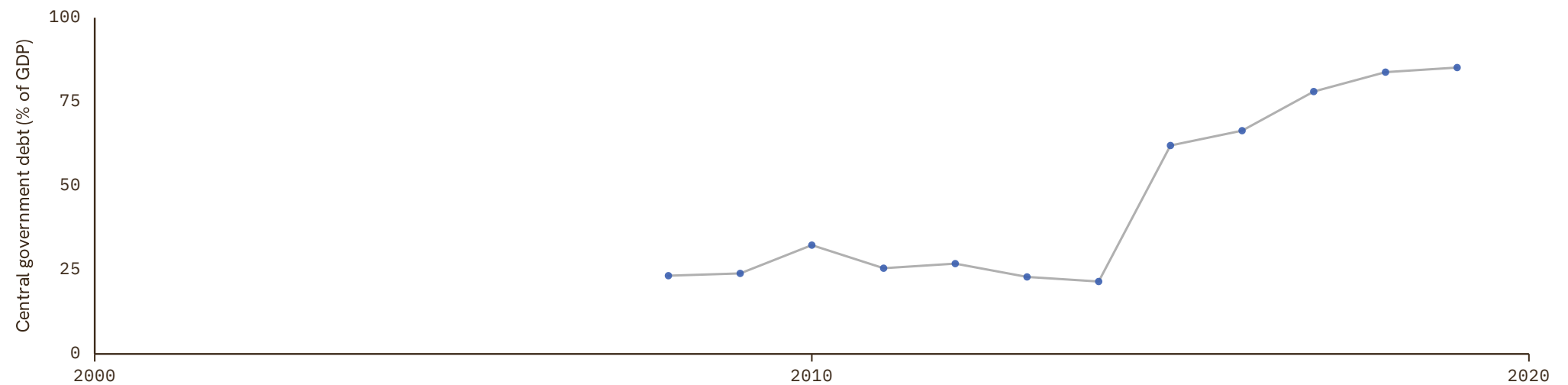
COVERAGE  
2008–2019UNIT  
in %

## 1 Source composition

SOURCE	CODE	TIME SPAN	NOTES
World Bank (2024)	WDI	2008 - 2019	Baseline source, overlaps with anchor year 2015.

## 2 Harmonised series

— GMD estimate ● WDI



# Saint Kitts and Nevis

COVERAGE  
1984–2018

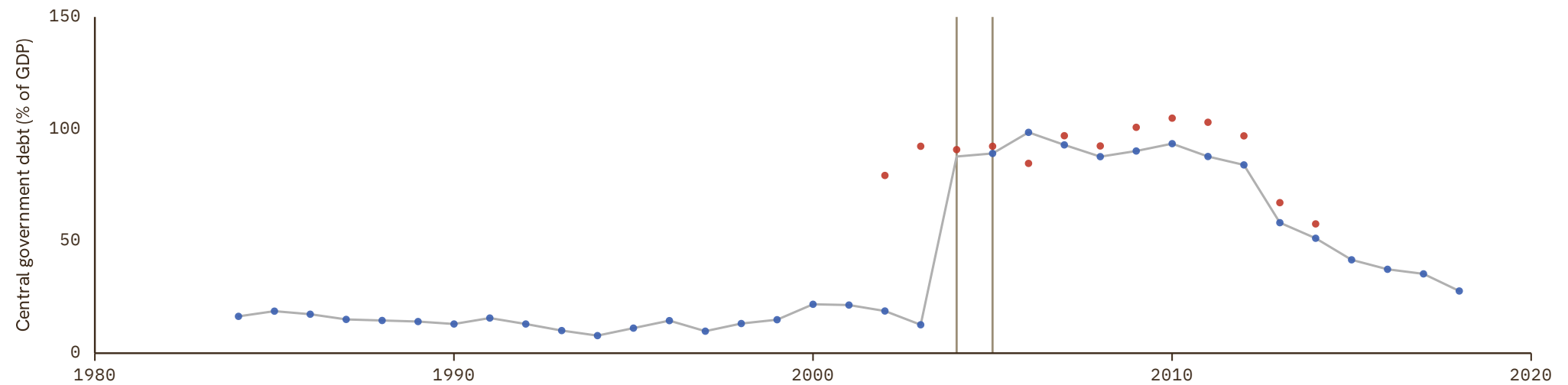
UNIT  
in %

## 1 Source composition

SOURCE	CODE	TIME SPAN	NOTES
<a href="#">Samba Mbaye et al. (2018)</a>	IMF GDD	1984 - 2003	Ratio-spliced using overlapping data in 2004: (ratio = 100%).
<a href="#">World Bank (2024)</a>	WDI	2004 - 2004	Ratio-spliced using overlapping data in 2005: (ratio = 100%).
<a href="#">Samba Mbaye et al. (2018)</a>	IMF GDD	2005 - 2018	Baseline source, overlaps with anchor year 2015.

## 2 Harmonised series

— GMD estimate | Source change ● IMF GDD ● WDI



# Saint Lucia

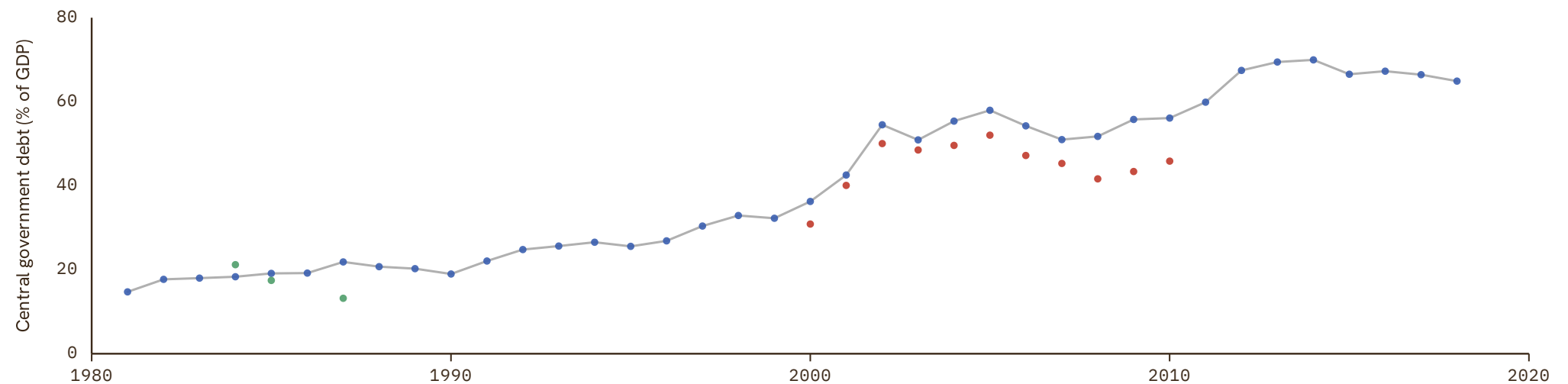
COVERAGE	UNIT
1981-2018	in %

## 1 Source composition

SOURCE	CODE	TIME SPAN	NOTES
<a href="#">Samba Mbaye et al. (2018)</a>	IMF GDD	1981 - 2018	Baseline source, overlaps with anchor year 2015.

## 2 Harmonised series

— GMD estimate   ● IMF GDD   ● WDI   ● WDI ARC



# Saint Vincent and the Grenadines

COVERAGE  
1970–2018

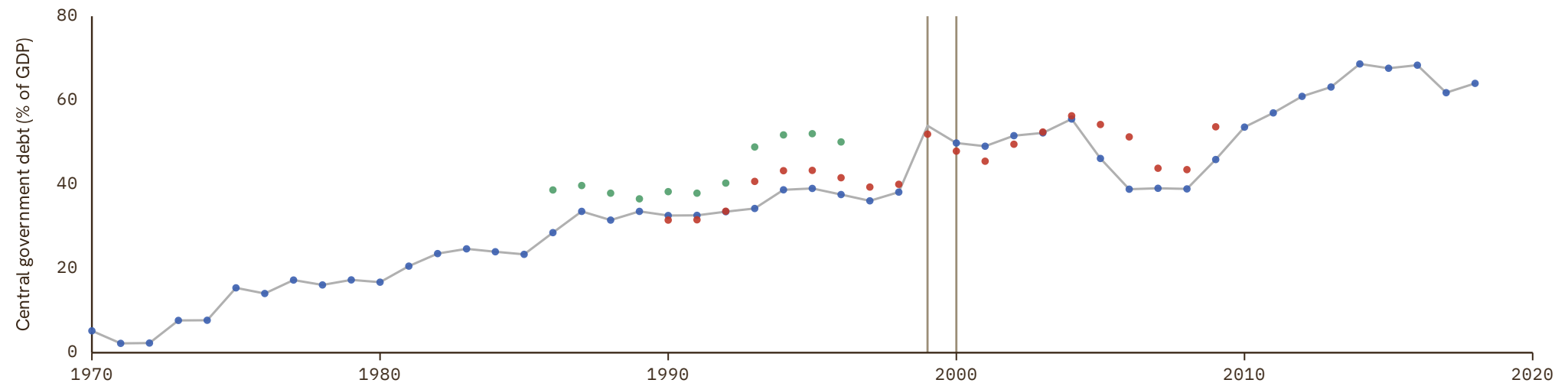
UNIT  
in %

## 1 Source composition

SOURCE	CODE	TIME SPAN	NOTES
<a href="#">Samba Mbaye et al. (2018)</a>	IMF GDD	1970 - 1998	Ratio-spliced using overlapping data in 1999: (ratio = 100%).
<a href="#">World Bank (2024)</a>	WDI	1999 - 1999	Ratio-spliced using overlapping data in 2000: (ratio = 100%).
<a href="#">Samba Mbaye et al. (2018)</a>	IMF GDD	2000 - 2018	Baseline source, overlaps with anchor year 2015.

## 2 Harmonised series

— GMD estimate | Source change ● IMF GDD ● WDI ● WDI ARC



# Samoa

COVERAGE  
1970–2018

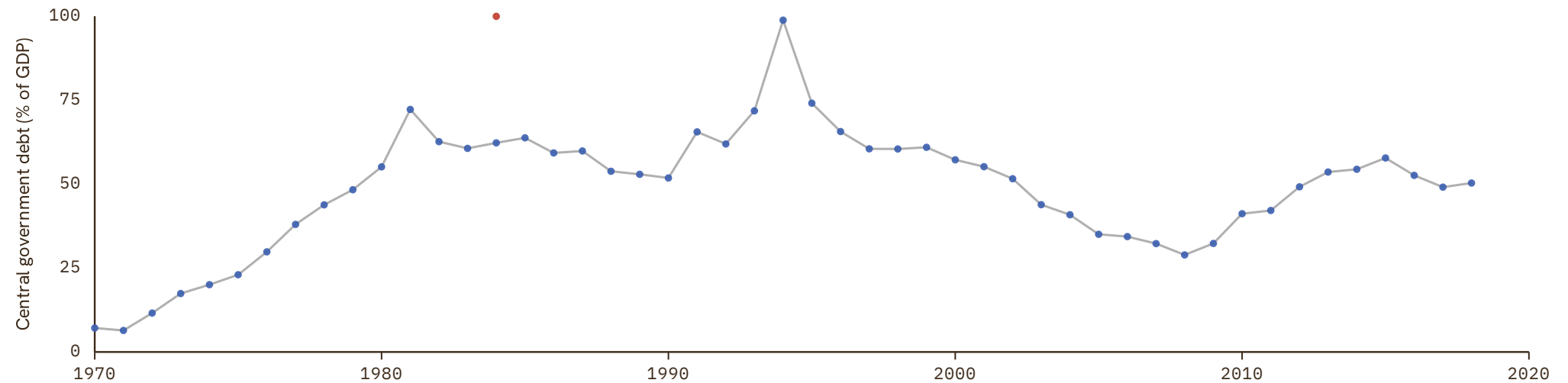
UNIT  
in %

## 1 Source composition

SOURCE	CODE	TIME SPAN	NOTES
Samba Mbaye et al. (2018)	IMF GDD	1970 - 2018	Baseline source, overlaps with anchor year 2015.

## 2 Harmonised series

— GMD estimate   ● IMF GDD   ● WDI ARC



# San Marino

COVERAGE  
2002–2023

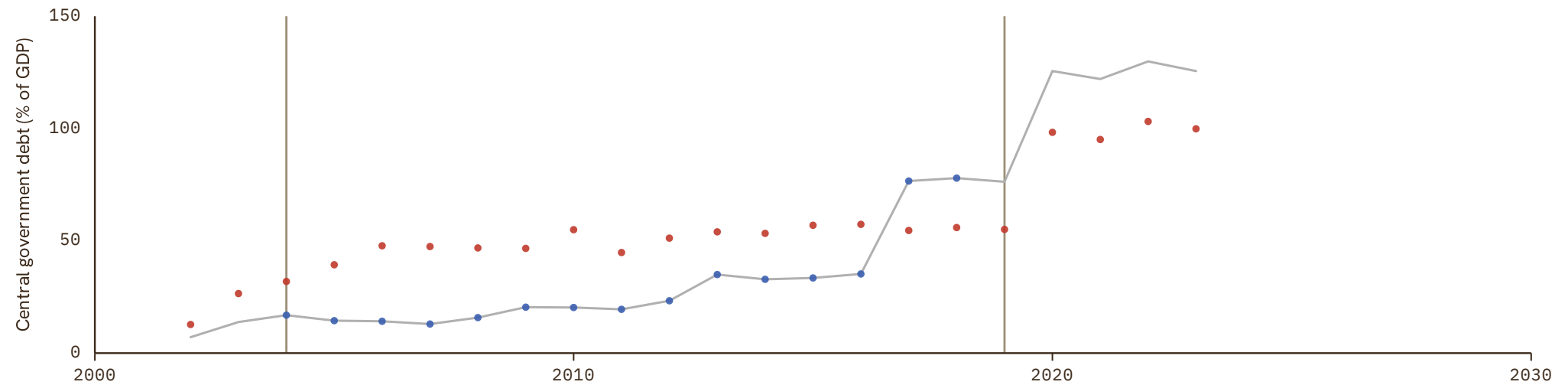
UNIT  
in %

## 1 Source composition

SOURCE	CODE	TIME SPAN	NOTES
<a href="#">World Bank (2024)</a>	WDI	2002 - 2003	Ratio-spliced using overlapping data in 2004: (ratio = 100%).
<a href="#">Samba Mbaye et al. (2018)</a>	IMF GDD	2004 - 2018	Baseline source, overlaps with anchor year 2015.
<a href="#">World Bank (2024)</a>	WDI	2019 - 2023	Ratio-spliced using overlapping data in 2024: (ratio = 100%).

## 2 Harmonised series

— GMD estimate | Source change ● IMF GDD ● WDI



# Solomon Islands

COVERAGE  
1975–2022

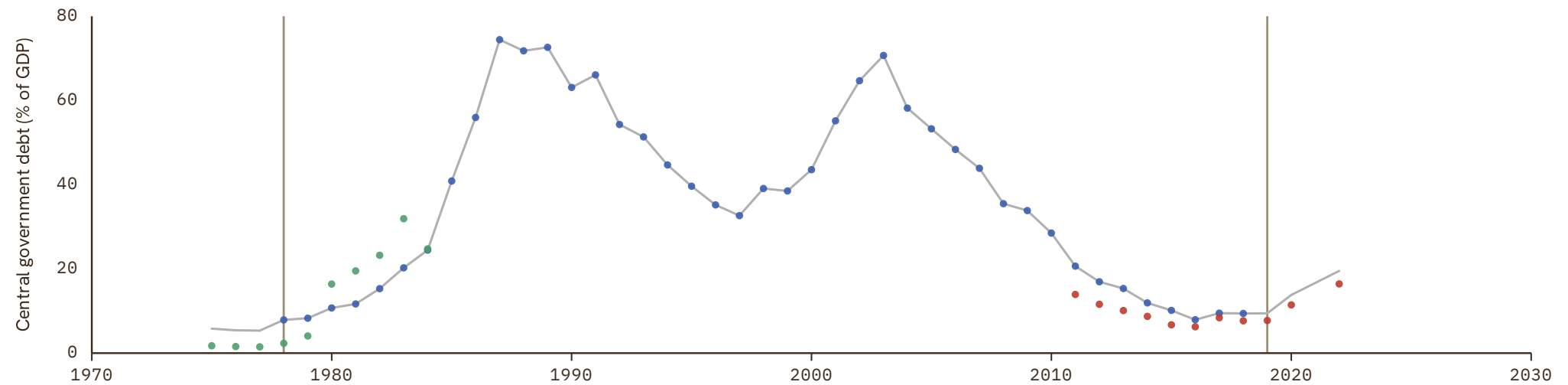
UNIT  
in %

## 1 Source composition

SOURCE	CODE	TIME SPAN	NOTES
<a href="#">World Bank (1999)</a>	WDI ARC	1975 - 1977	Ratio-spliced using overlapping data in 1978: (ratio = 100%).
<a href="#">Samba Mbaye et al. (2018)</a>	IMF GDD	1978 - 2018	Baseline source, overlaps with anchor year 2015.
<a href="#">World Bank (2024)</a>	WDI	2019 - 2022	Ratio-spliced using overlapping data in 2023: (ratio = 100%).

## 2 Harmonised series

— GMD estimate | Source change ● IMF GDD ● WDI ● WDI ARC



# Tonga

COVERAGE  
1984–2020

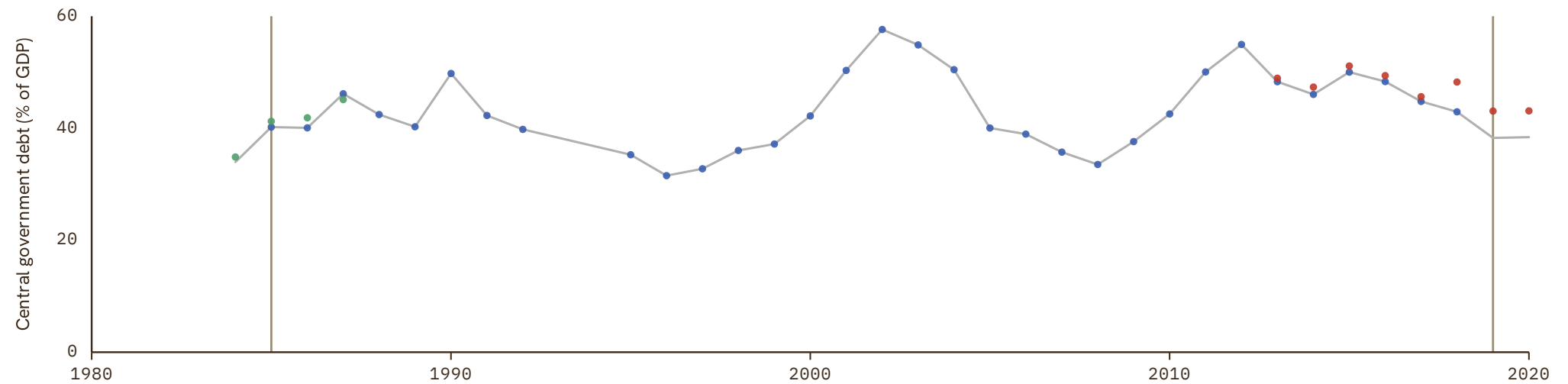
UNIT  
in %

## 1 Source composition

SOURCE	CODE	TIME SPAN	NOTES
<a href="#">World Bank (1999)</a>	WDI ARC	1984 - 1984	Ratio-spliced using overlapping data in 1985: (ratio = 100%).
<a href="#">Samba Mbaye et al. (2018)</a>	IMF GDD	1985 - 2018	Baseline source, overlaps with anchor year 2015.
<a href="#">World Bank (2024)</a>	WDI	2019 - 2020	Ratio-spliced using overlapping data in 2021: (ratio = 100%).

## 2 Harmonised series

— GMD estimate | Source change ● IMF GDD ● WDI ● WDI ARC



# Vanuatu

COVERAGE  
1981-2023

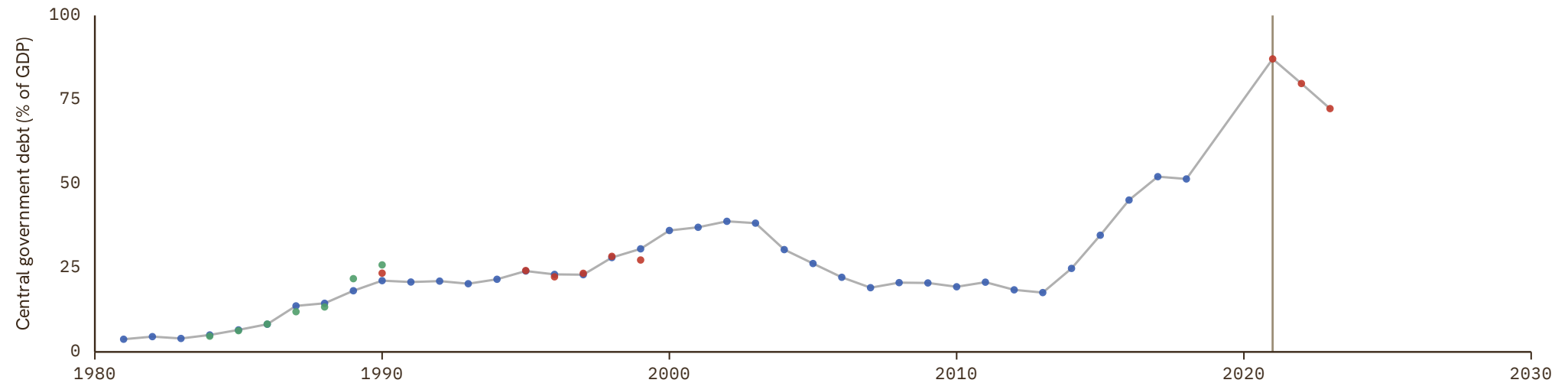
UNIT  
in %

## 1 Source composition

SOURCE	CODE	TIME SPAN	NOTES
<a href="#">Samba Mbaye et al. (2018)</a>	IMF GDD	1981 - 2018	Baseline source, overlaps with anchor year 2015.
<a href="#">World Bank (2024)</a>	WDI	2021 - 2023	Ratio-spliced using overlapping data in 2024: (ratio = 100%).

## 2 Harmonised series

— GMD estimate | Source change ● IMF GDD ● WDI ● WDI ARC



# References

**AFRISTAT** African Union (2024). AFRISTAT: The Economic and Statistical Observatory for Sub-Saharan Africa. <https://afristat.opendataforafrica.org>

**CS1\_CAN** Statistics Canada (2024). Historical Statistics of Canada: Section F: Gross National Product, the Capital Stock, and Productivity. <https://www150.statcan.gc.ca/n1/pub/11-516-x/sectionf/4057751-eng.htm>

**CS1\_COL** Banco de la República, Colombia (2024). Series Estadísticas Históricas. Banco de la República de Colombia. <https://uba.banrep.gov.co/htmlcommons/SeriesHistoricas/>

**CS1\_GBR** Thomas, Ryland and Hills, Sally and Dimsdale, Nicholas (2010). The UK Recession in Context — What Do Three Centuries of Data Tell Us?. <https://ideas.repec.org/a/boe/qbullt/0032.html>

**CS1\_MEX** Martín Moreno, Sergio (curator) (2026). Archivo de Historia Económica de México — Base de Datos Histórica Siglo XX, 1876-2025. File ABASEXX01.xlsx (Base de datos general). <https://archivohistoriaeconomicamexico.com/basededatos.aspx>

**CS1\_NZL** NZ Inst. Economic Research (2026). Data1850: Long-Run Statistics for New Zealand. <https://nzier.shinyapps.io/data1850/>

**CS1\_POL** Statistics Poland (2024). Bank Danych Makroekonomicznych (BDM). <https://bdm.stat.gov.pl>

**CS1\_PRT** Inst. Nacional de Estatística (2001). Portuguese Historical Statistics. INE. <https://www.ine.pt/xurl/pub/138364>

**CS1\_SWE** Schön, Lennart and Krantz, Olle (2017). Swedish Historical National Accounts 1300-2020. School of Economics and Management, Lund University. <https://www.lusem.lu.se/economic-history/databases/economic-history-data/swedish-historical-national-accounts>

**CS1\_USA** Fed. Reserve Bank of St. Louis (2024). Federal Reserve Economic Data. <https://fred.stlouisfed.org/>

**CS2\_COL** Banco de la República, Colombia (2026). Series Estadísticas Históricas — Unidad de Bases de Datos Apertura (UBA). Banco de la República de Colombia. <https://uba.banrep.gov.co>

**CS2\_JPN** Diebolt, Claude (2003). Accounting Expenditures on Education. Japan from Meiji Restoration to the Second World War.

**CS2\_KOR** Cha, Myung Soo and Kim, Nak Nyeon and Park, Ki-Joo and Park, Yitaek (2022). Historical Statistics of Korea. Springer.

**CS3\_forecast\_KOR** CS3 forecast KOR

**CS3\_KOR** Min. of Economy and Finance, Korea (2026). Open Fiscal Data. <https://www.openfiscaldata.go.kr/op/en/us/UOPENUSA02>

**FZ** Marc Flandreau and Frédéric Zumer (2004). The Making of Global Finance 1880-1913. OECD. <https://www.oecd-ilibrary.org/content/publication/9789264015364-en>

**IMF\_GDD** Samba Mbaye and Marialuz Moreno-Badia and Kyungla Chae (2018). Global Debt Database: Methodology and Sources. International Monetary Fund. <https://ideas.repec.org/p/imf/imfwpa/2018-111.html>

**NBS** National Bank of Serbia (2024). South-Eastern European Monetary and Economic Statistics from the 19th Century to World War II. <https://www.nbs.rs/en/drugi-nivo-navigacije/publikacije-i-istrazivanja/seemhn/seemhn-dctf/>

**RR** Carmen M. Reinhart and Kenneth S. Rogoff (2009). The Aftermath of Financial Crises. American Economic Association. <http://www.jstor.org/stable/25592442>

**WDI** World Bank (2024). World Development Indicators. <https://data.worldbank.org/indicator>

---

# References

---

**WDI\_ARC** World Bank (1999). World Development Indicators (Archives). <https://databank.worldbank.org/source/wdi-database-archives>

---