

Central Government Deficit To GDP

in %

RELEASE

2026_07

COVERAGE

1689 – 2026

CENTRAL GOVERNMENT DEFICIT IN PERCENT OF GDP (%)

Afghanistan	10
Albania	11
Algeria	12
Angola	13
Argentina	14
Armenia	15
Australia	16
Austria	17
Azerbaijan	18
Bahamas	19
Bahrain	20
Bangladesh	21
Barbados	22
Belarus	23
Belgium	24
Benin	25
Bolivia	26
Bosnia and Herzegovina	27
Botswana	28
Brazil	29
Bulgaria	30
Burkina Faso	31
Burundi	32
Cambodia	33

CENTRAL GOVERNMENT DEFICIT IN PERCENT OF GDP (%)

Cameroon	34
Canada	35
Cape Verde	36
Central African Republic	37
Chad	38
Chile	39
Colombia	40
Costa Rica	41
Croatia	42
Cuba	43
Cyprus	44
Czech Republic	45
Denmark	46
Djibouti	47
Dominican Republic	48
Ecuador	49
Egypt	50
El Salvador	51
Equatorial Guinea	52
Eritrea	53
Estonia	54
Eswatini	55
Ethiopia	56
Fiji	57

CENTRAL GOVERNMENT DEFICIT IN PERCENT OF GDP (%)

Finland	58
France	59
Gabon	60
Gambia	61
Georgia	62
Germany	63
Ghana	64
Greece	65
Guatemala	66
Guinea	67
Guinea-Bissau	68
Guyana	69
Haiti	70
Honduras	71
Hungary	72
Iceland	73
India	74
Indonesia	75
Iran	76
Iraq	77
Ireland	78
Israel	79
Italy	80
Ivory Coast	81

CENTRAL GOVERNMENT DEFICIT IN PERCENT OF GDP (%)

Jamaica	82
Japan	83
Jordan	84
Kazakhstan	85
Kenya	86
Kuwait	87
Kyrgyzstan	88
Latvia	89
Lesotho	90
Liberia	91
Libya	92
Lithuania	93
Luxembourg	94
Macedonia	95
Madagascar	96
Malawi	97
Malaysia	98
Maldives	99
Mali	100
Malta	101
Mauritania	102
Mauritius	103
Mexico	104
Moldova	105

CENTRAL GOVERNMENT DEFICIT IN PERCENT OF GDP (%)

Mongolia	106
Morocco	107
Mozambique	108
Myanmar	109
Namibia	110
Nepal	111
New Zealand	112
Nicaragua	113
Niger	114
Nigeria	115
Norway	116
Pakistan	117
Palestine	118
Panama	119
Paraguay	120
Peru	121
Philippines	122
Poland	123
Portugal	124
Puerto Rico	125
Republic of the Congo	126
Romania	127
Russian Federation	128
Rwanda	129

CENTRAL GOVERNMENT DEFICIT IN PERCENT OF GDP (%)

Sao Tome and Principe	130
Saudi Arabia	131
Senegal	132
Serbia	133
Seychelles	134
Sierra Leone	135
Singapore	136
Slovakia	137
Slovenia	138
Somalia	139
South Africa	140
South Korea	141
South Sudan	142
Spain	143
Sri Lanka	144
Sudan	145
Sweden	146
Switzerland	147
Syria	148
Taiwan	149
Tajikistan	150
Tanzania	151
Thailand	152
Timor-Leste	153

CENTRAL GOVERNMENT DEFICIT IN PERCENT OF GDP (%)

Togo	154
Trinidad and Tobago	155
Tunisia	156
Turkey	157
Uganda	158
Ukraine	159
United Arab Emirates	160
United Kingdom	161
United States	162
Uruguay	163
Uzbekistan	164
Venezuela	165
Zambia	166
Zimbabwe	167
Andorra	168
Comoros	169
Kiribati	170
Macau	171
Marshall Islands	172
Nauru	173
Palau	174
Samoa	175
San Marino	176
Vanuatu	177

Afghanistan

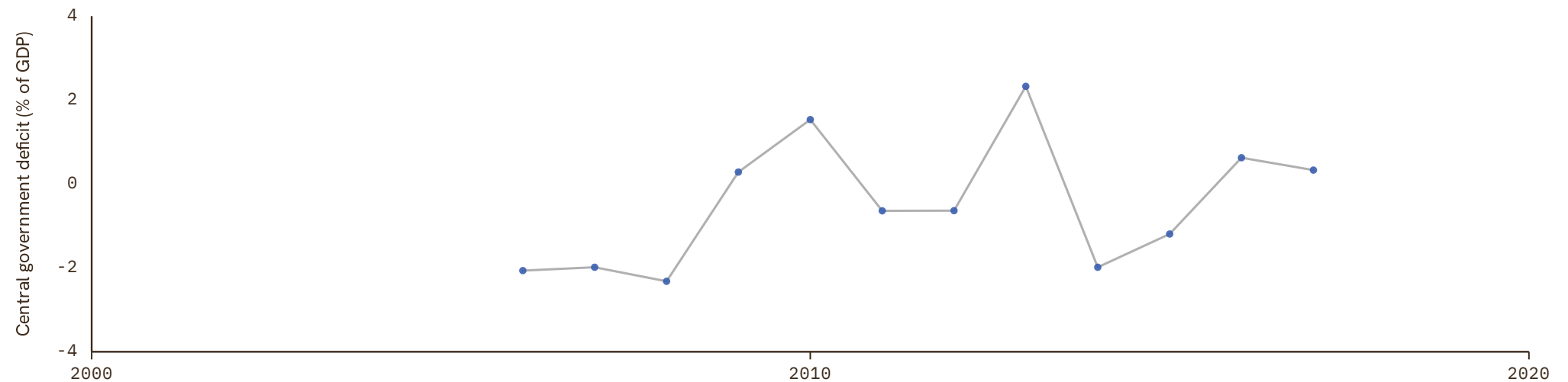
COVERAGE
2006–2017UNIT
in %

1 Source composition

SOURCE	CODE	TIME SPAN	NOTES
International Monetary Fund (2024)	IMF GFS	2006 - 2017	Baseline source, overlaps with anchor year 2015.

2 Harmonised series

— GMD estimate ● IMF GFS



Albania

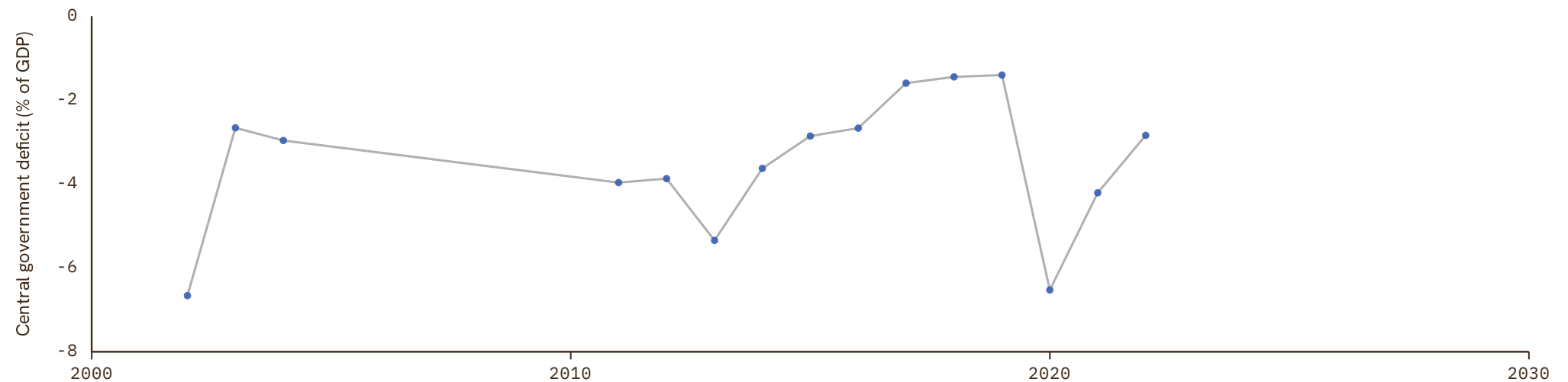
COVERAGE
2002–2022UNIT
in %

1 Source composition

SOURCE	CODE	TIME SPAN	NOTES
International Monetary Fund (2024)	IMF GFS	2002 - 2022	Baseline source, overlaps with anchor year 2015.

2 Harmonised series

— GMD estimate ● IMF GFS



Algeria

COVERAGE
1951–2019

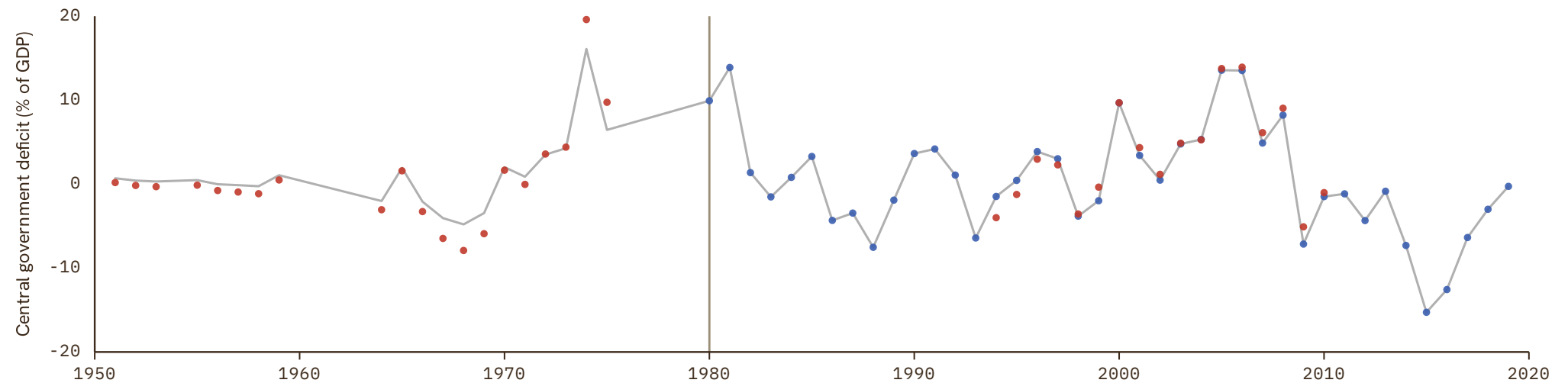
UNIT
in %

1 Source composition

SOURCE	CODE	TIME SPAN	NOTES
Brian Mitchell (2013)	Mitchell	1951 - 1975	Ratio-spliced using overlapping data in 1976: (ratio = 100%).
African Development Bank (2018)	AFDB	1980 - 2019	Baseline source, overlaps with anchor year 2015.

2 Harmonised series

— GMD estimate | Source change ● AFDB ● Mitchell



Angola

COVERAGE
1980–2024

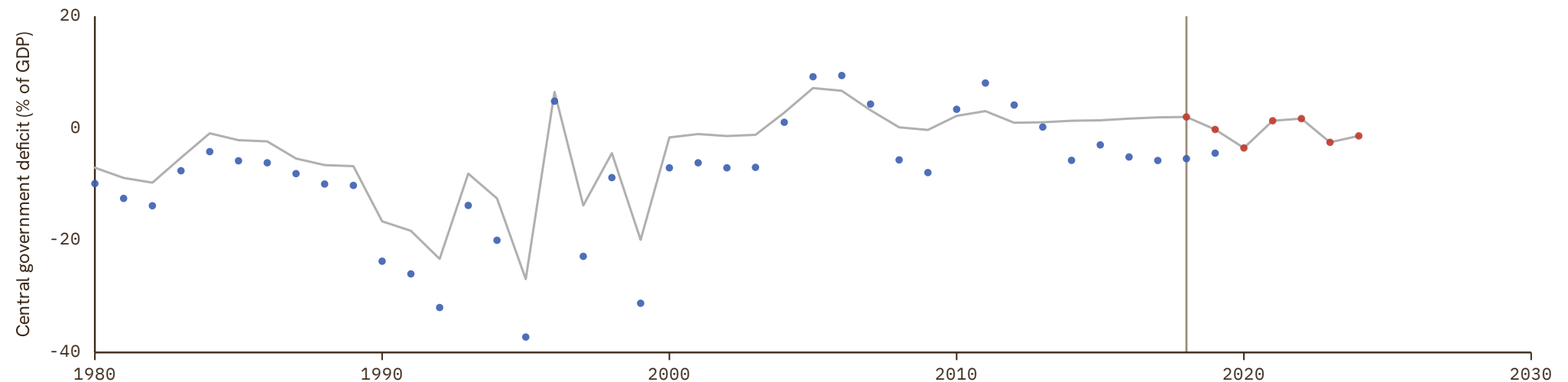
UNIT
in %

1 Source composition

SOURCE	CODE	TIME SPAN	NOTES
African Development Bank (2018)	AFDB	1980 - 2017	Baseline source, overlaps with anchor year 2015.
International Monetary Fund (2024)	IMF GFS	2018 - 2024	Ratio-spliced using overlapping data in 2025: (ratio = 100%).

2 Harmonised series

— GMD estimate | | Source change ● AFDB ● IMF GFS



Argentina

COVERAGE

1884–2024

UNIT

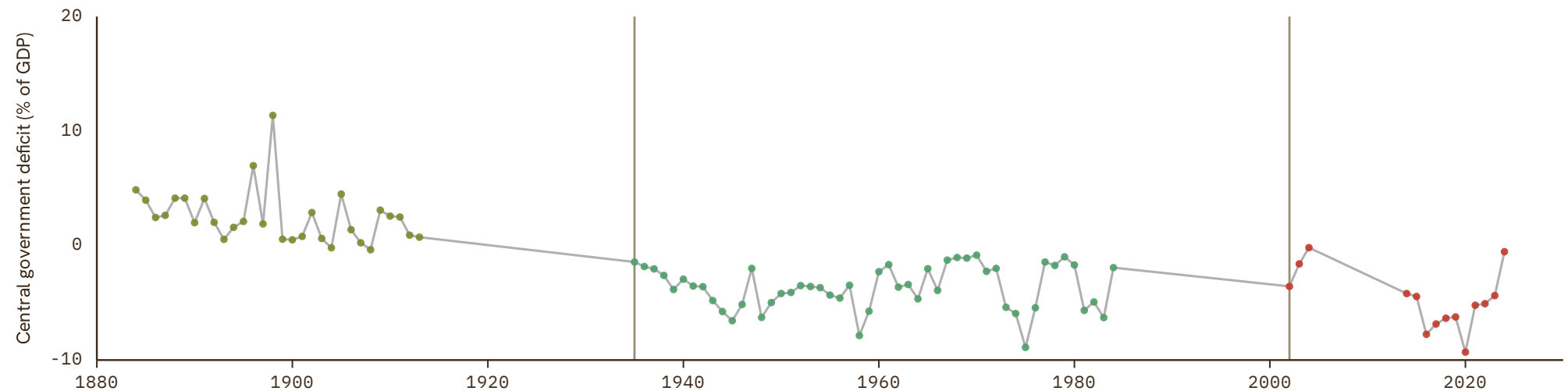
in %

1 Source composition

SOURCE	CODE	TIME SPAN	NOTES
Marc Flandreau et al. (2004)	FZ	1884 - 1913	Ratio-spliced using overlapping data in 1914: (ratio = 100%).
Brian Mitchell (2013)	Mitchell	1935 - 1984	Ratio-spliced using overlapping data in 1985: (ratio = 100%).
International Monetary Fund (2024)	IMF GFS	2002 - 2024	Baseline source, overlaps with anchor year 2015.

2 Harmonised series

— GMD estimate | Source change ● FZ ● IMF GFS ● Mitchell



Armenia

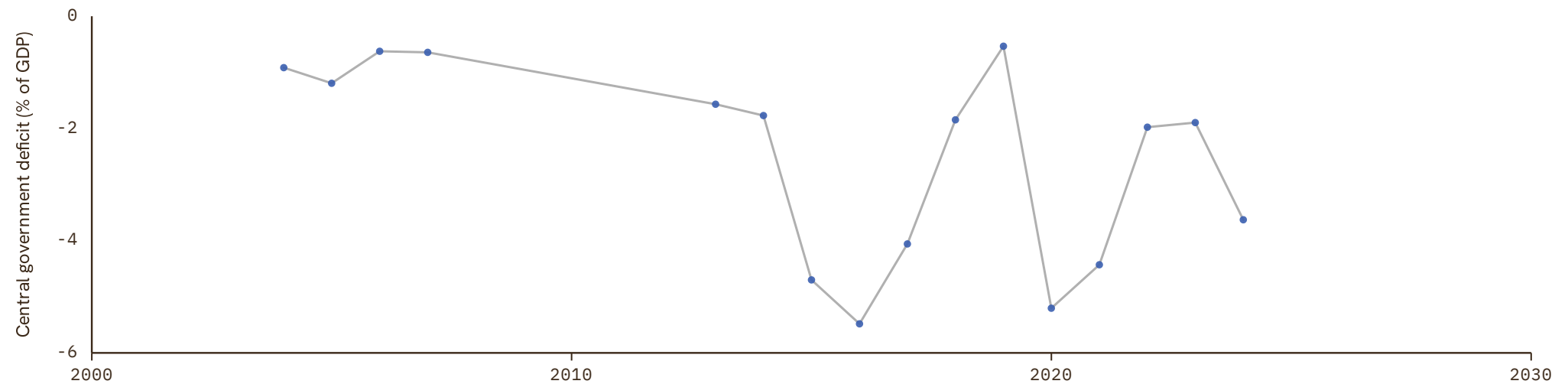
COVERAGE
2004–2024UNIT
in %

1 Source composition

SOURCE	CODE	TIME SPAN	NOTES
International Monetary Fund (2024)	IMF GFS	2004 - 2024	Baseline source, overlaps with anchor year 2015.

2 Harmonised series

— GMD estimate ● IMF GFS



Australia

COVERAGE
1839–2022

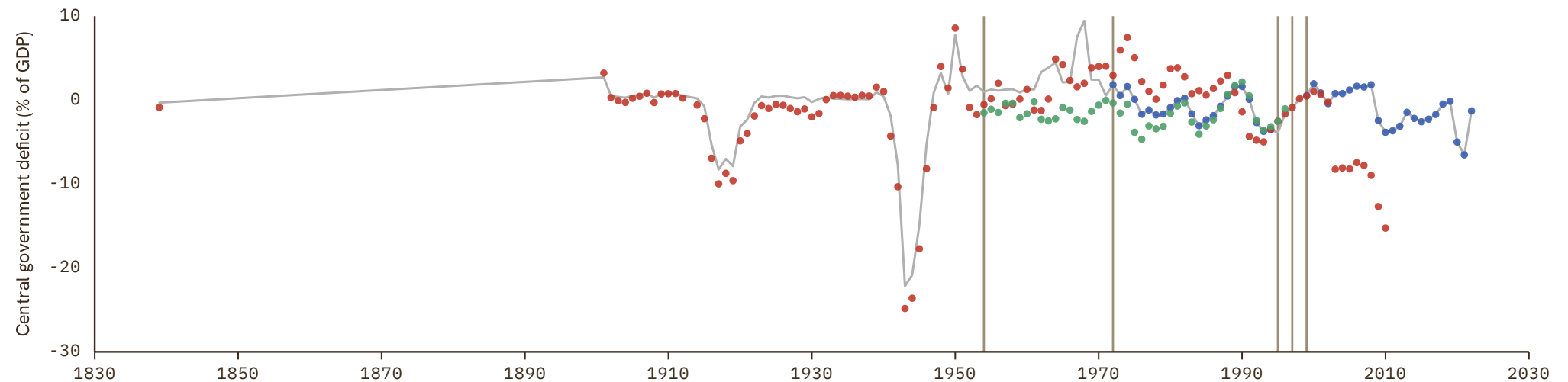
UNIT
in %

1 Source composition

SOURCE	CODE	TIME SPAN	NOTES
Brian Mitchell (2013)	Mitchell	1839 - 1953	Ratio-spliced using overlapping data in 1954: (ratio = 100%).
Foster (1996)	CS3 AUS	1954 - 1971	Ratio-spliced using overlapping data in 1972: (ratio = 100%).
International Monetary Fund (2024)	IMF GFS	1972 - 1994	Ratio-spliced using overlapping data in 1995: (ratio = 100%).
Foster (1996)	CS3 AUS	1995 - 1996	Ratio-spliced using overlapping data in 1997: (ratio = 100%).
Brian Mitchell (2013)	Mitchell	1997 - 1998	Ratio-spliced using overlapping data in 1999: (ratio = 100%).
International Monetary Fund (2024)	IMF GFS	1999 - 2022	Baseline source, overlaps with anchor year 2015.

2 Harmonised series

— GMD estimate | Source change ● IMF GFS ● Mitchell ● CS3



Austria

COVERAGE
1913–2025

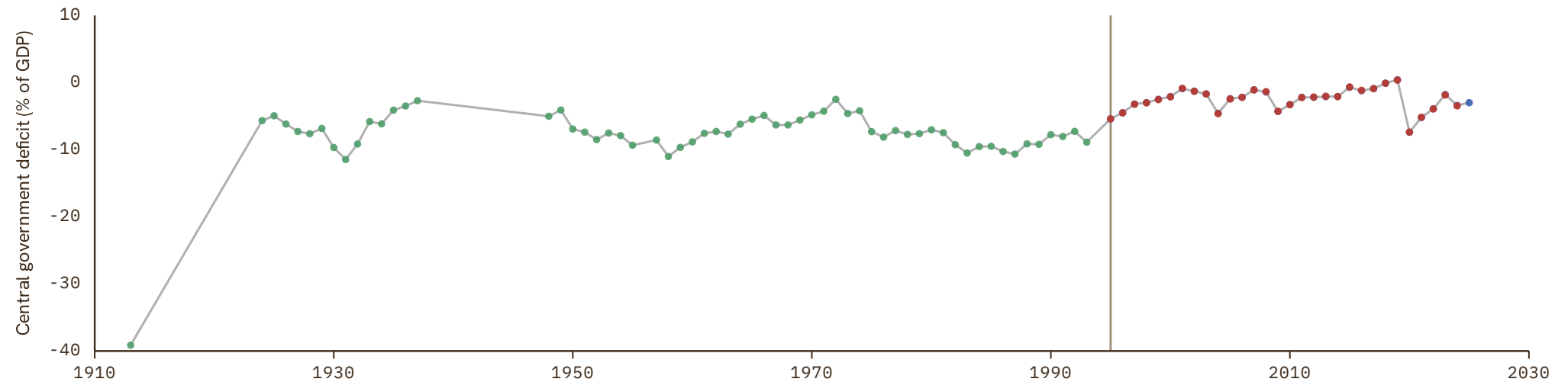
UNIT
in %

1 Source composition

SOURCE	CODE	TIME SPAN	NOTES
Brian Mitchell (2013)	Mitchell	1913 - 1993	Ratio-spliced using overlapping data in 1994: (ratio = 100%).
Eurostat (2025)	EUS	1995 - 2025	Baseline source, overlaps with anchor year 2015.

2 Harmonised series

— GMD estimate | | Source change ● EUS ● IMF GFS ● Mitchell



Azerbaijan

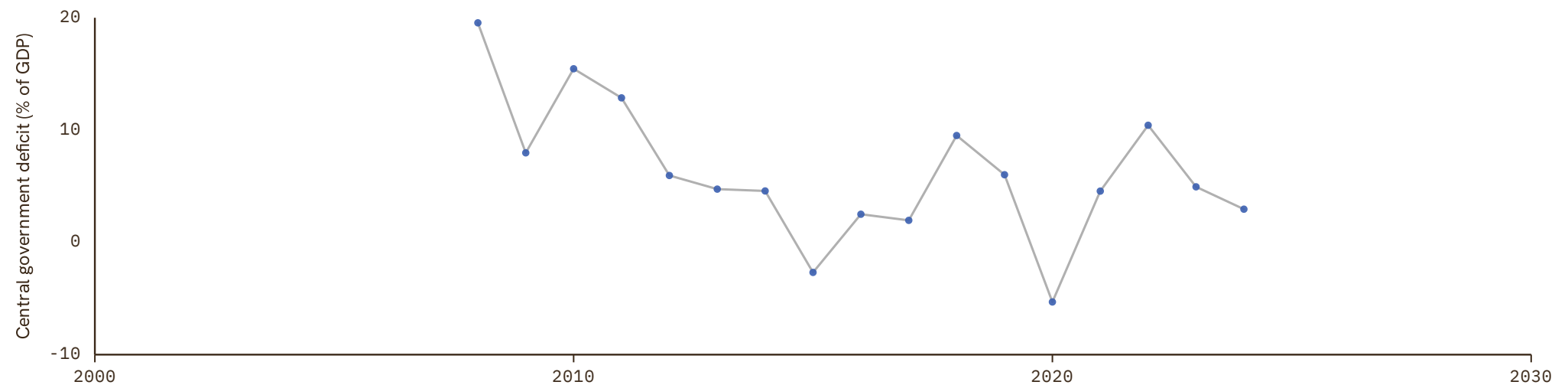
COVERAGE
2008–2024UNIT
in %

1 Source composition

SOURCE	CODE	TIME SPAN	NOTES
International Monetary Fund (2024)	IMF GFS	2008 - 2024	Baseline source, overlaps with anchor year 2015.

2 Harmonised series

— GMD estimate ● IMF GFS



Bahamas

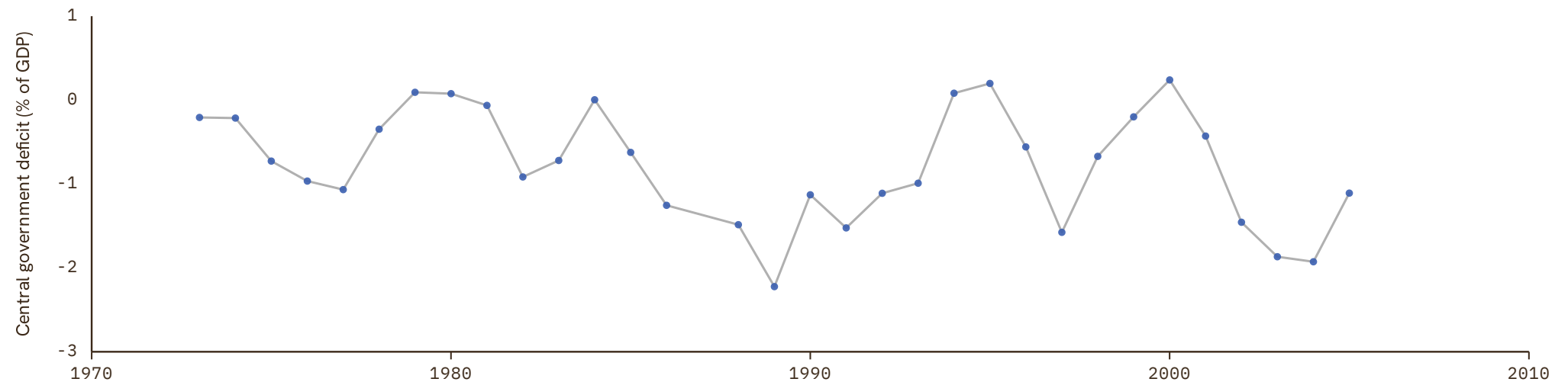
COVERAGE
1973–2005UNIT
in %

1 Source composition

SOURCE	CODE	TIME SPAN	NOTES
International Monetary Fund (2024)	IMF GFS	1973 - 2005	Ratio-spliced using overlapping data in 2006: (ratio = 100%).

2 Harmonised series

— GMD estimate ● IMF GFS



Bahrain

COVERAGE
1990–1996

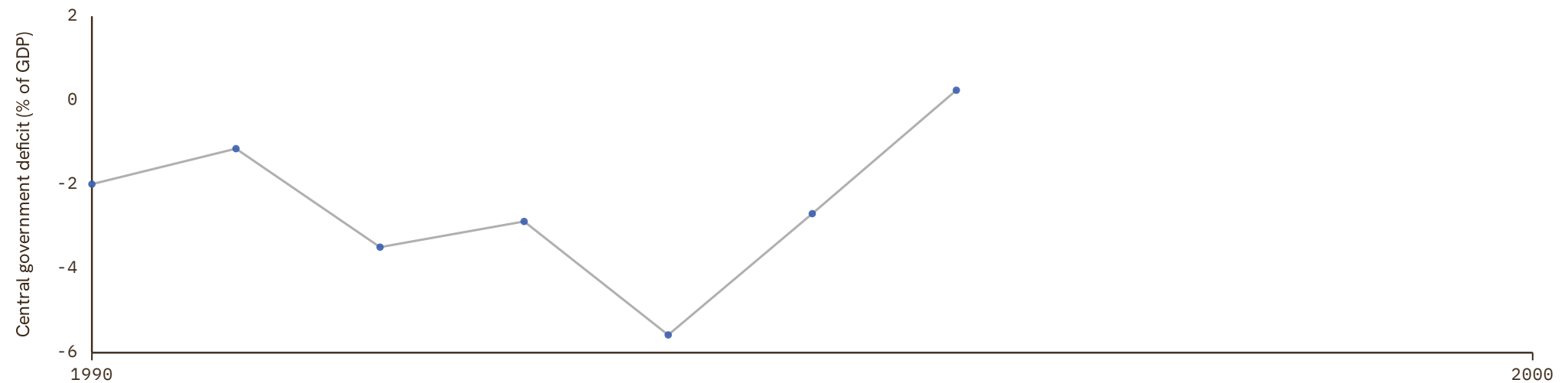
UNIT
in %

1 Source composition

SOURCE	CODE	TIME SPAN	NOTES
International Monetary Fund (2024)	IMF GFS	1990 - 1996	Ratio-spliced using overlapping data in 1997: (ratio = 100%).

2 Harmonised series

— GMD estimate ● IMF GFS



Bangladesh

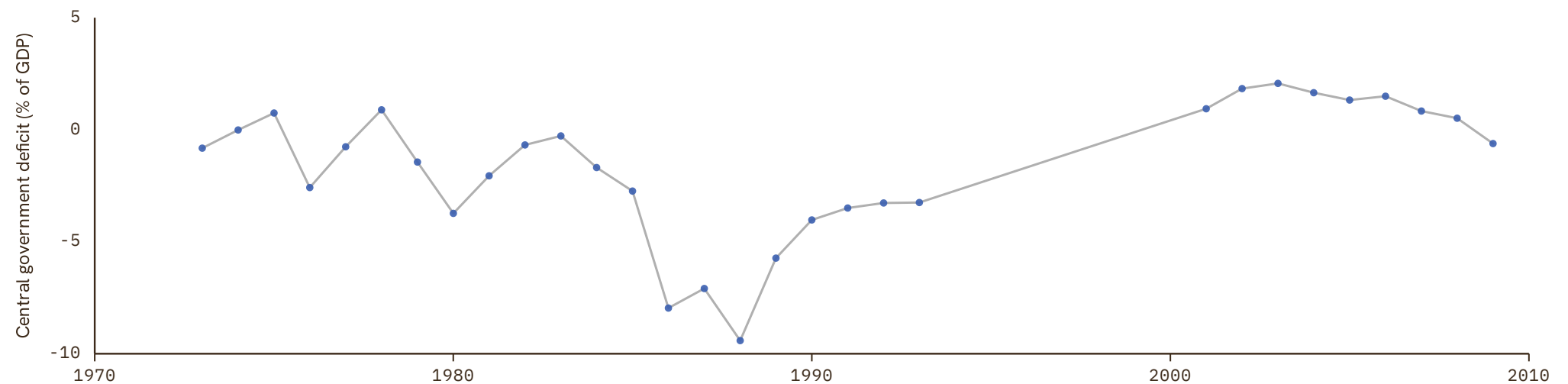
COVERAGE
1973–2009UNIT
in %

1 Source composition

SOURCE	CODE	TIME SPAN	NOTES
Brian Mitchell (2013)	Mitchell	1973 - 2009	Ratio-spliced using overlapping data in 2010: (ratio = 100%).

2 Harmonised series

— GMD estimate ● Mitchell



Barbados

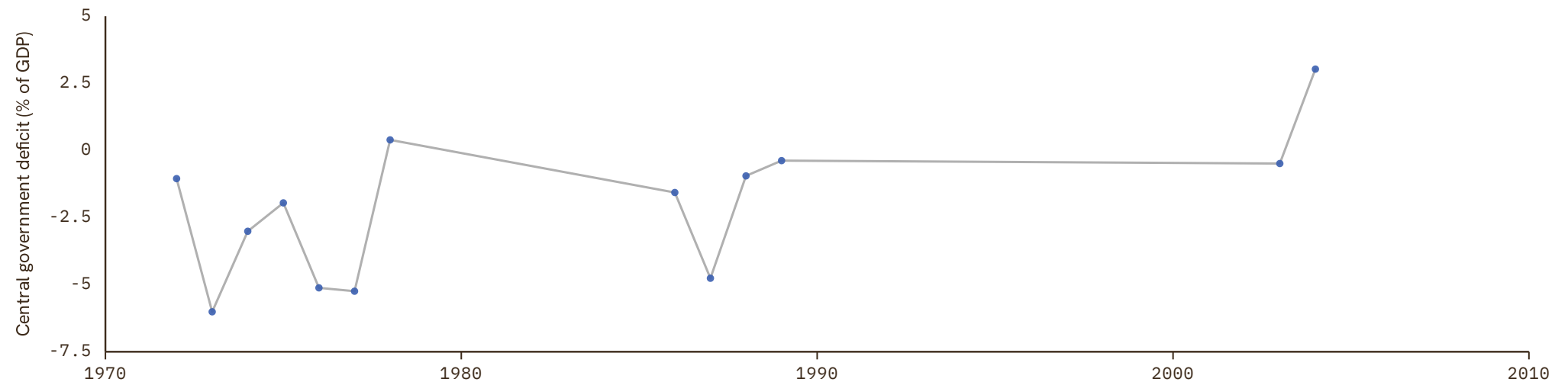
COVERAGE
1972–2004UNIT
in %

1 Source composition

SOURCE	CODE	TIME SPAN	NOTES
International Monetary Fund (2024)	IMF GFS	1972 - 2004	Ratio-spliced using overlapping data in 2005: (ratio = 100%).

2 Harmonised series

— GMD estimate ● IMF GFS



Belarus

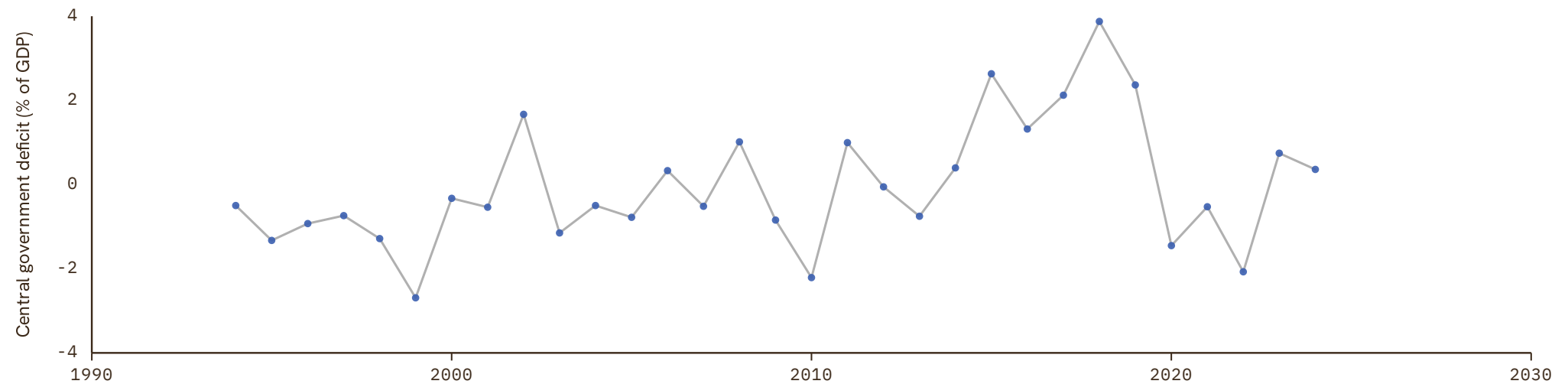
COVERAGE
1994–2024UNIT
in %

1 Source composition

SOURCE	CODE	TIME SPAN	NOTES
International Monetary Fund (2024)	IMF GFS	1994 - 2024	Baseline source, overlaps with anchor year 2015.

2 Harmonised series

— GMD estimate ● IMF GFS



Belgium

COVERAGE
1880–2025

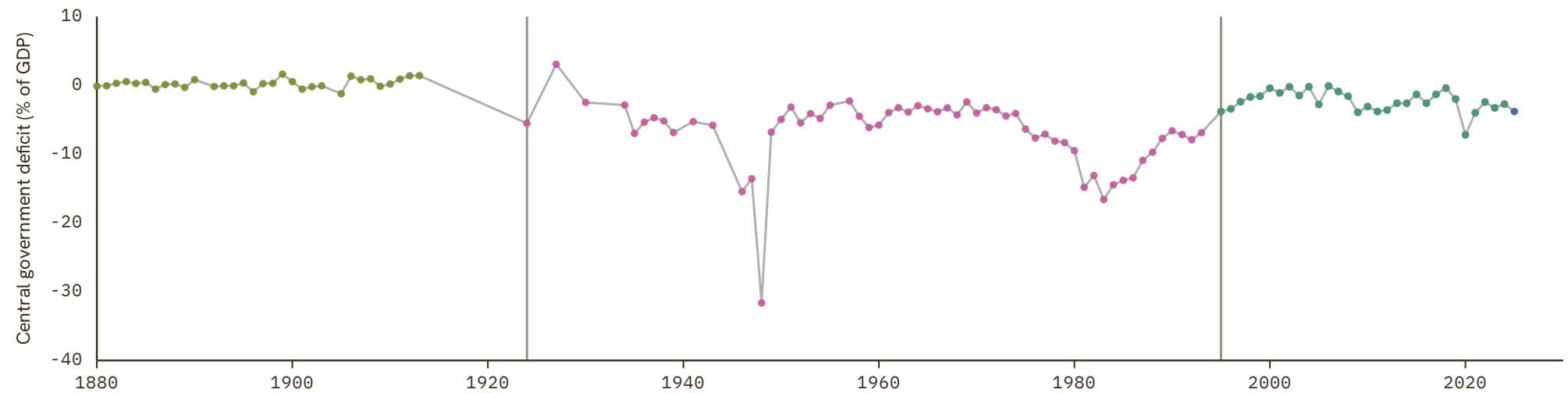
UNIT
in %

1 Source composition

SOURCE	CODE	TIME SPAN	NOTES
Marc Flandreau et al. (2004)	FZ	1880 - 1913	Ratio-spliced using overlapping data in 1914: (ratio = 100%).
Brian Mitchell (2013)	Mitchell	1924 - 1993	Ratio-spliced using overlapping data in 1994: (ratio = 100%).
Eurostat (2025)	EUS	1995 - 2025	Baseline source, overlaps with anchor year 2015.

2 Harmonised series

— GMD estimate | Source change ● EUS ● FZ ● IMF GFS ● Mitchell



Benin

COVERAGE
1965–2024

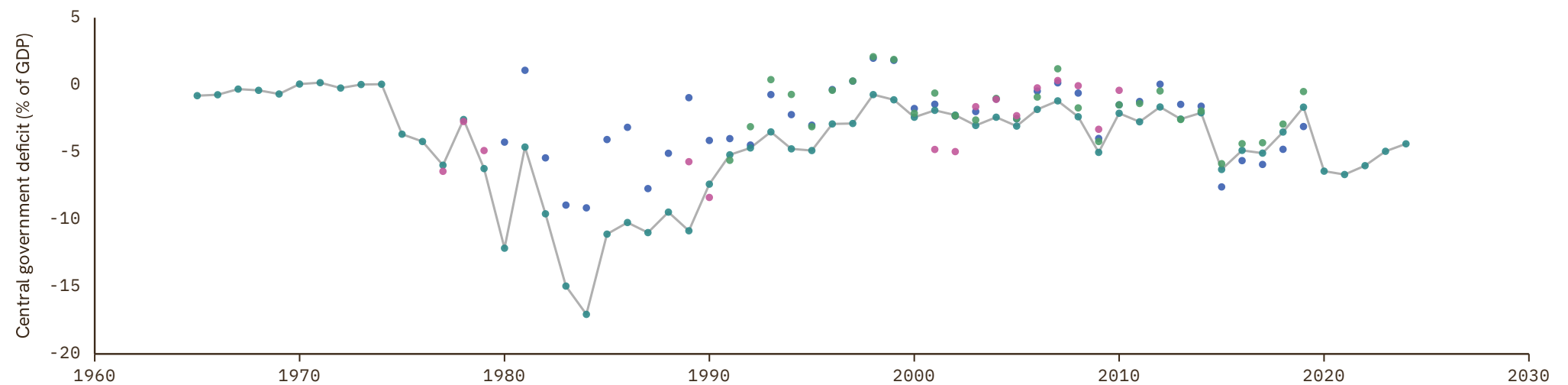
UNIT
in %

1 Source composition

SOURCE	CODE	TIME SPAN	NOTES
BCEAO (2024)	BCEAO	1965 - 2024	Baseline source, overlaps with anchor year 2015.

2 Harmonised series

— GMD estimate ● AFDB ● BCEAO ● FRANC ZONE ● Mitchell



Bolivia

COVERAGE
1950–2004

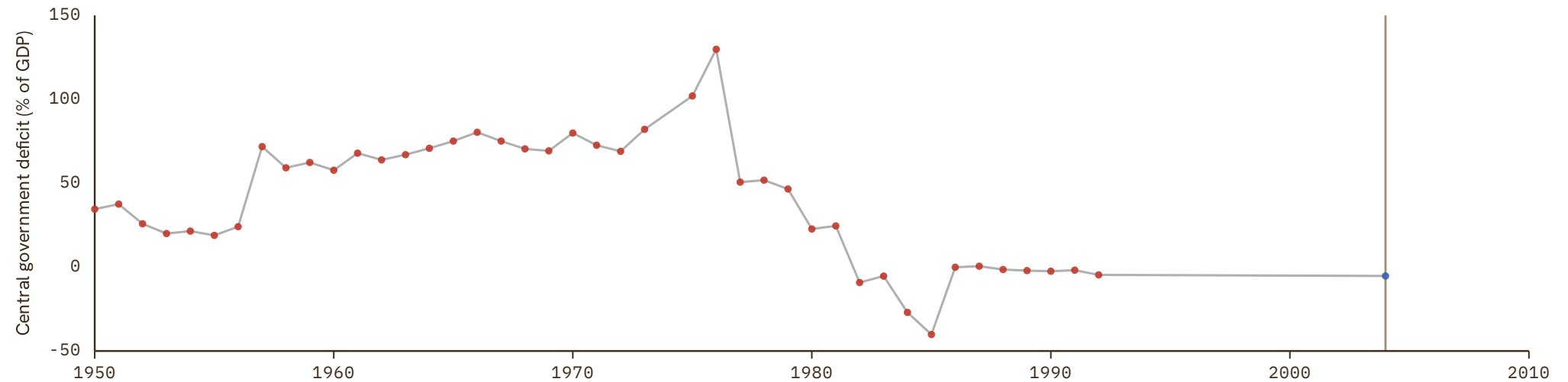
UNIT
in %

1 Source composition

SOURCE	CODE	TIME SPAN	NOTES
Brian Mitchell (2013)	Mitchell	1950 - 1992	Ratio-spliced using overlapping data in 1993: (ratio = 100%).
International Monetary Fund (2024)	IMF GFS	2004 - 2004	Ratio-spliced using overlapping data in 2005: (ratio = 100%).

2 Harmonised series

— GMD estimate | Source change ● IMF GFS ● Mitchell



Bosnia and Herzegovina

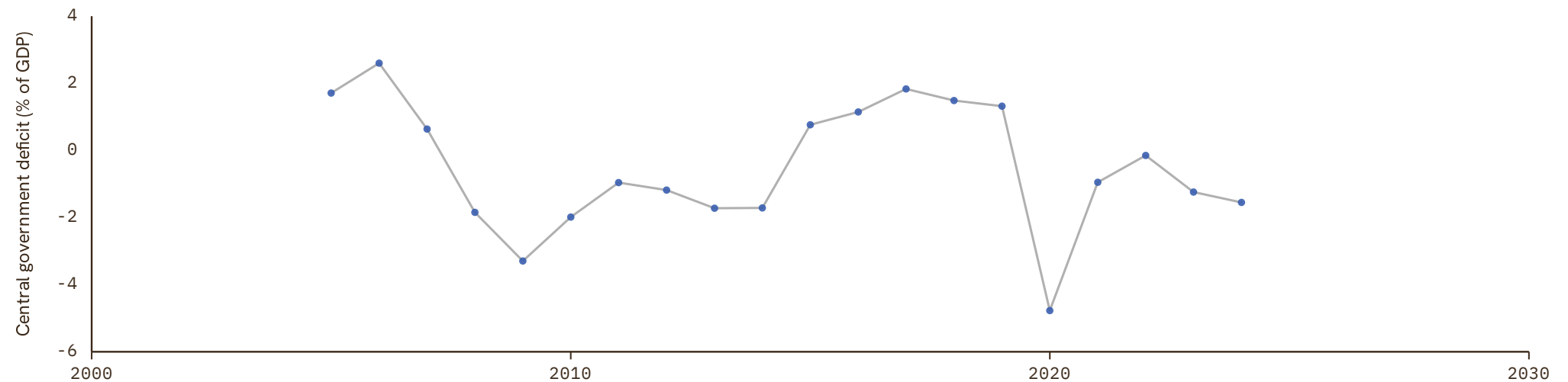
COVERAGE
2005–2024UNIT
in %

1 Source composition

SOURCE	CODE	TIME SPAN	NOTES
International Monetary Fund (2024)	IMF GFS	2005 - 2024	Baseline source, overlaps with anchor year 2015.

2 Harmonised series

— GMD estimate ● IMF GFS



Botswana

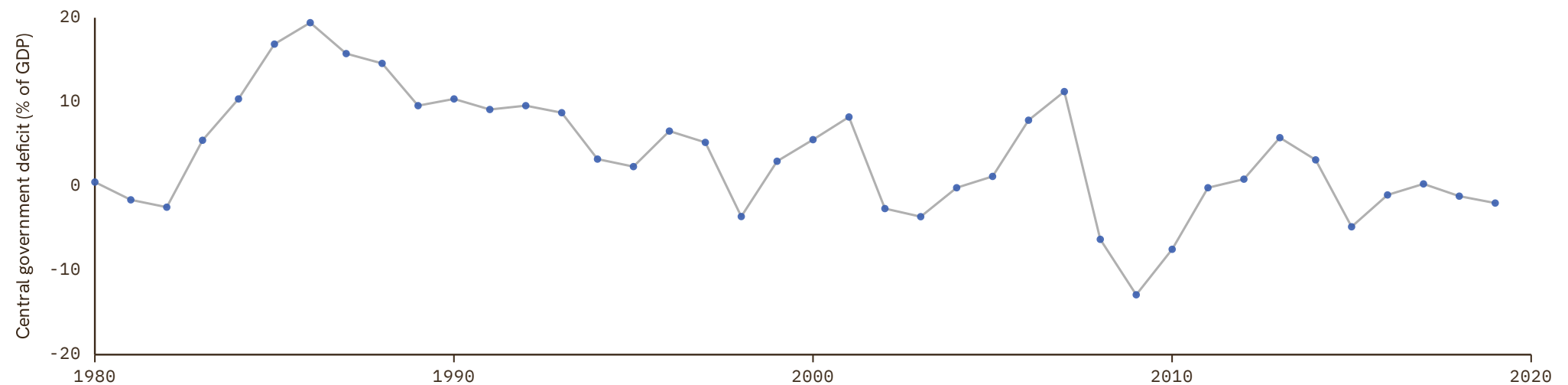
COVERAGE
1980–2019UNIT
in %

1 Source composition

SOURCE	CODE	TIME SPAN	NOTES
African Development Bank (2018)	AFDB	1980 - 2019	Baseline source, overlaps with anchor year 2015.

2 Harmonised series

— GMD estimate ● AFDB



Brazil

COVERAGE
1861–2024

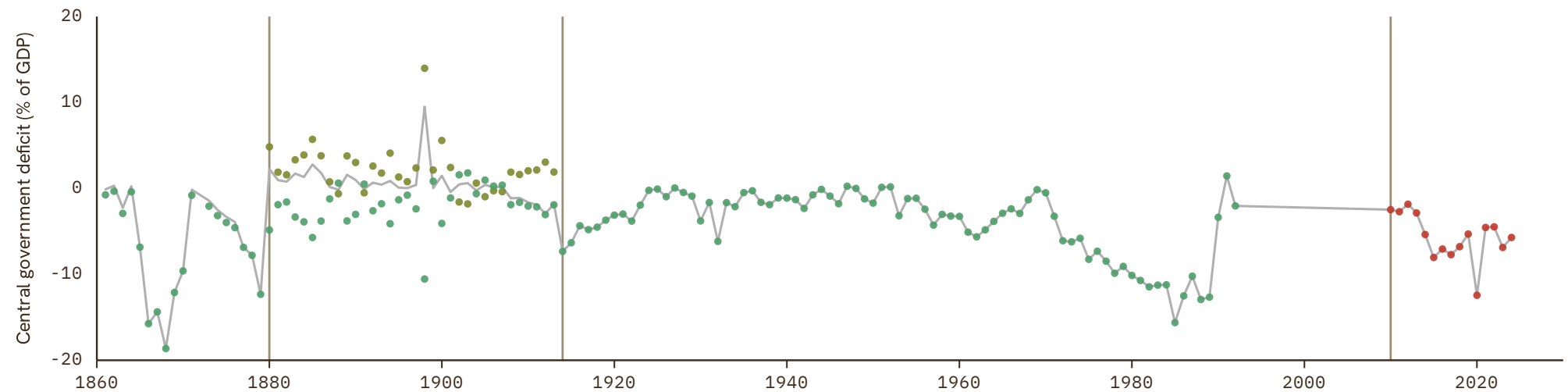
UNIT
in %

1 Source composition

SOURCE	CODE	TIME SPAN	NOTES
Brian Mitchell (2013)	Mitchell	1861 - 1879	Ratio-spliced using overlapping data in 1880: (ratio = 100%).
Marc Flandreau et al. (2004)	FZ	1880 - 1913	Ratio-spliced using overlapping data in 1914: (ratio = 100%).
Brian Mitchell (2013)	Mitchell	1914 - 1992	Ratio-spliced using overlapping data in 1993: (ratio = 100%).
International Monetary Fund (2024)	IMF GFS	2010 - 2024	Baseline source, overlaps with anchor year 2015.

2 Harmonised series

— GMD estimate | Source change ● FZ ● IMF GFS ● Mitchell



Bulgaria

COVERAGE
1924-2025

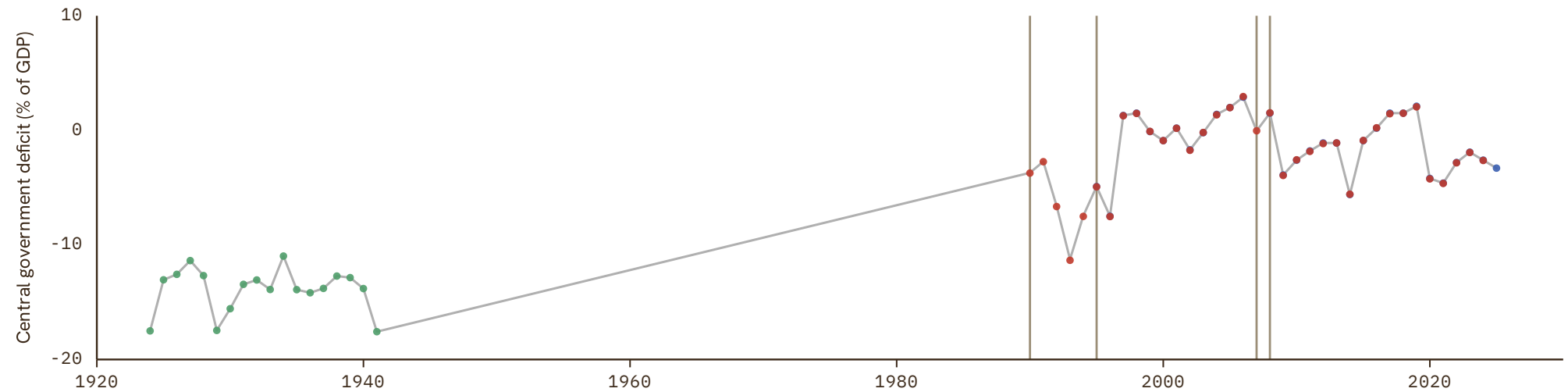
UNIT
in %

1 Source composition

SOURCE	CODE	TIME SPAN	NOTES
Brian Mitchell (2013)	Mitchell	1924 - 1941	Ratio-spliced using overlapping data in 1942: (ratio = 100%).
International Monetary Fund (2024)	IMF GFS	1990 - 1994	Ratio-spliced using overlapping data in 1995: (ratio = 100%).
Eurostat (2025)	EUS	1995 - 2006	Ratio-spliced using overlapping data in 2007: (ratio = 100%).
International Monetary Fund (2024)	IMF GFS	2007 - 2007	Ratio-spliced using overlapping data in 2008: (ratio = 100%).
Eurostat (2025)	EUS	2008 - 2025	Baseline source, overlaps with anchor year 2015.

2 Harmonised series

— GMD estimate | Source change ● EUS ● IMF GFS ● Mitchell



Burkina Faso

COVERAGE
1954–2024

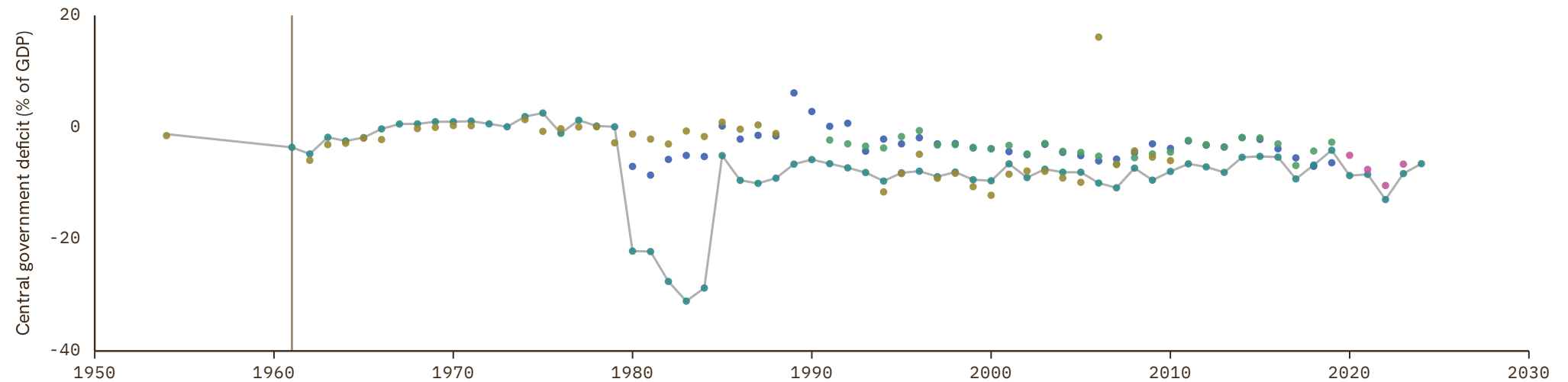
UNIT
in %

1 Source composition

SOURCE	CODE	TIME SPAN	NOTES
Brian Mitchell (2013)	Mitchell	1954 - 1954	Ratio-spliced using overlapping data in 1955: (ratio = 100%).
BCEAO (2024)	BCEAO	1961 - 2024	Baseline source, overlaps with anchor year 2015.

2 Harmonised series

— GMD estimate | | Source change ● AFDB ● BCEAO ● FRANC ZONE ● IMF GFS ● Mitchell



Burundi

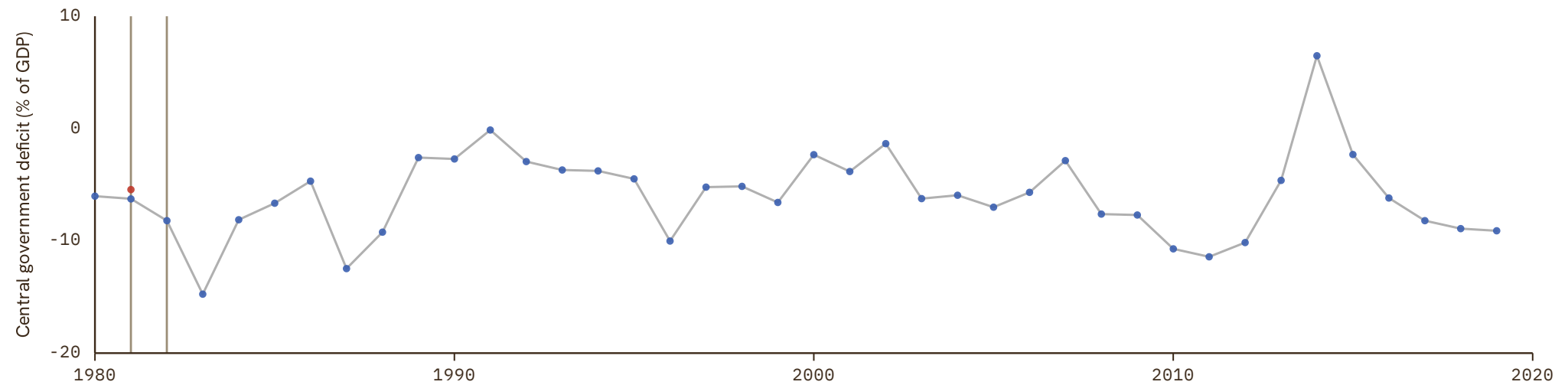
COVERAGE	UNIT
1980–2019	in %

1 Source composition

SOURCE	CODE	TIME SPAN	NOTES
African Development Bank (2018)	AFDB	1980 - 1980	Ratio-spliced using overlapping data in 1981: (ratio = 100%).
International Monetary Fund (2024)	IMF GFS	1981 - 1981	Ratio-spliced using overlapping data in 1982: (ratio = 100%).
African Development Bank (2018)	AFDB	1982 - 2019	Baseline source, overlaps with anchor year 2015.

2 Harmonised series

— GMD estimate | Source change ● AFDB ● IMF GFS



Cambodia

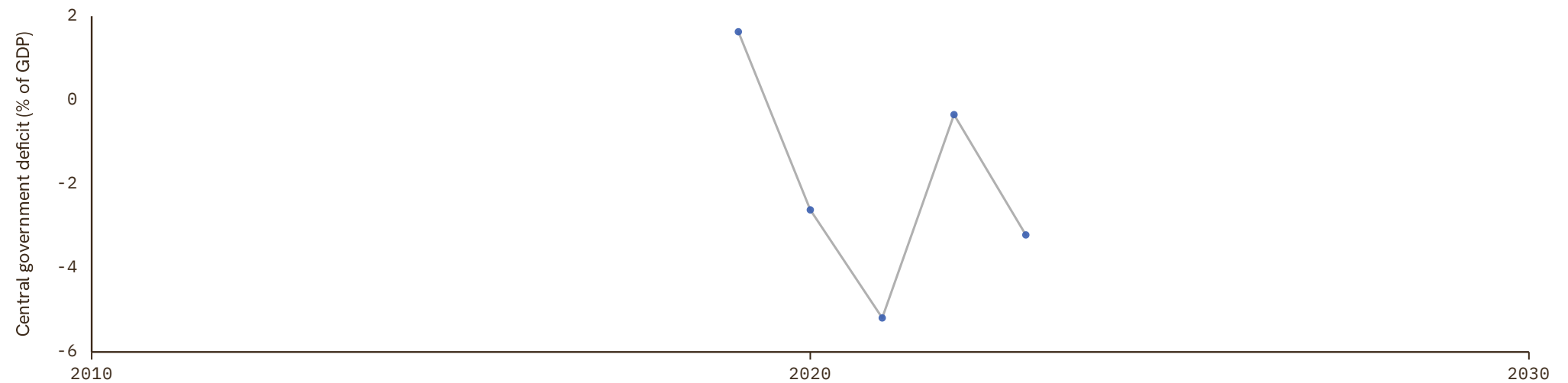
COVERAGE
2019–2023UNIT
in %

1 Source composition

SOURCE	CODE	TIME SPAN	NOTES
International Monetary Fund (2024)	IMF GFS	2019 - 2023	Ratio-spliced using overlapping data in 2024: (ratio = 100%).

2 Harmonised series

— GMD estimate ● IMF GFS



Cameroon

COVERAGE
1963–2019

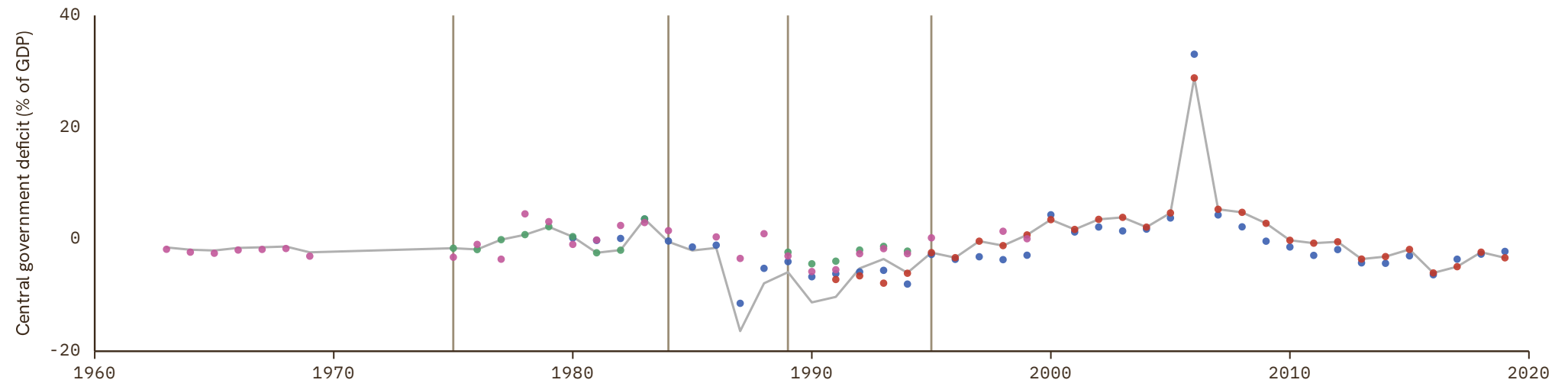
UNIT
in %

1 Source composition

SOURCE	CODE	TIME SPAN	NOTES
Brian Mitchell (2013)	Mitchell	1963 - 1969	Ratio-spliced using overlapping data in 1970: (ratio = 100%).
International Monetary Fund (2024)	IMF GFS	1975 - 1983	Ratio-spliced using overlapping data in 1984: (ratio = 100%).
African Development Bank (2018)	AFDB	1984 - 1988	Ratio-spliced using overlapping data in 1989: (ratio = 100%).
International Monetary Fund (2024)	IMF GFS	1989 - 1994	Ratio-spliced using overlapping data in 1995: (ratio = 100%).
Banque de France (2024)	FRANC ZONE	1995 - 2019	Baseline source, overlaps with anchor year 2015.

2 Harmonised series

— GMD estimate | Source change ● AFDB ● FRANC ZONE ● IMF GFS ● Mitchell



Canada

COVERAGE
1870–2024

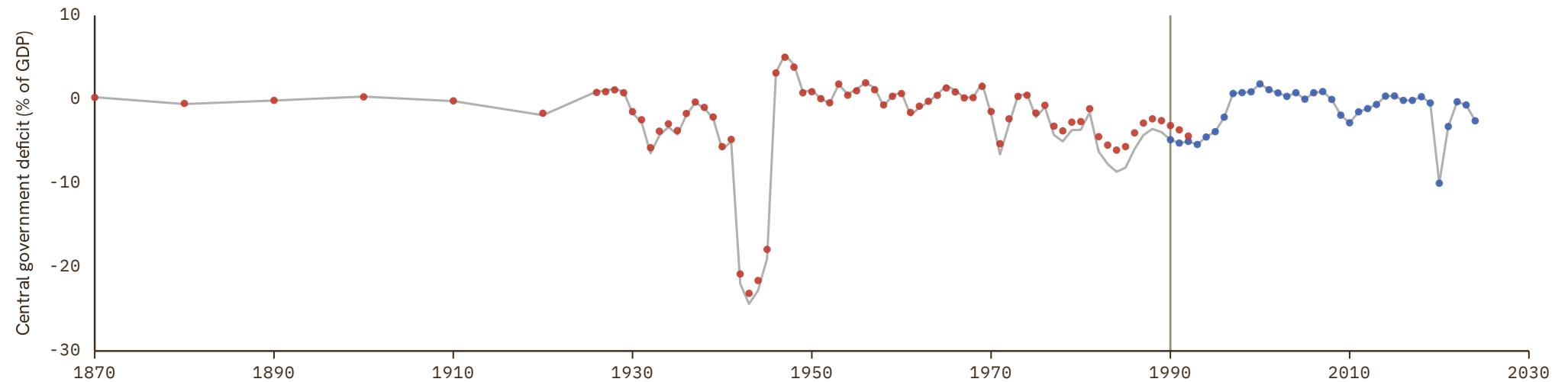
UNIT
in %

1 Source composition

SOURCE	CODE	TIME SPAN	NOTES
Brian Mitchell (2013)	Mitchell	1870 - 1989	Ratio-spliced using overlapping data in 1990: (ratio = 100%).
International Monetary Fund (2024)	IMF GFS	1990 - 2024	Baseline source, overlaps with anchor year 2015.

2 Harmonised series

— GMD estimate | Source change ● IMF GFS ● Mitchell



Cape Verde

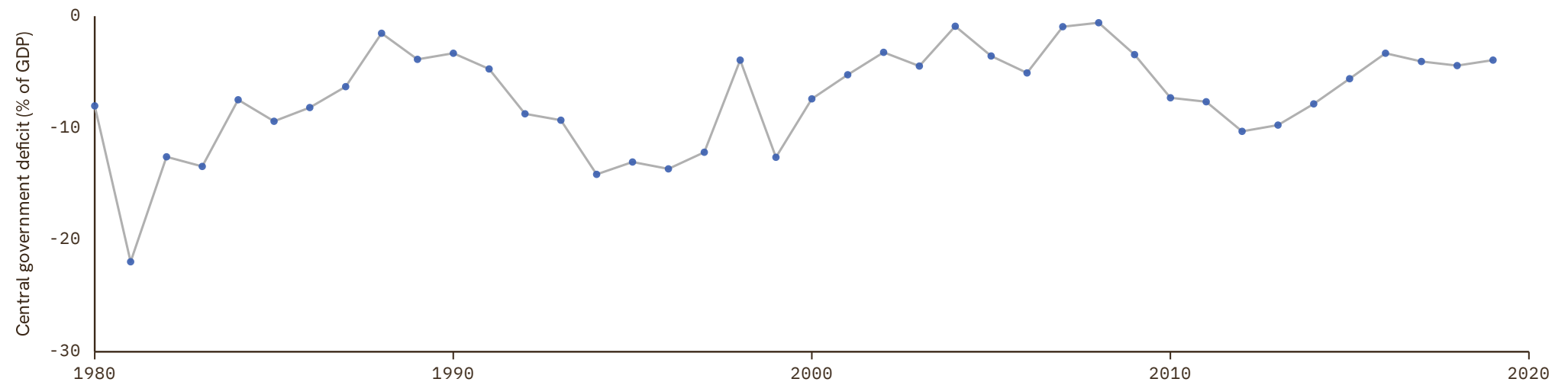
COVERAGE
1980–2019UNIT
in %

1 Source composition

SOURCE	CODE	TIME SPAN	NOTES
African Development Bank (2018)	AFDB	1980 - 2019	Baseline source, overlaps with anchor year 2015.

2 Harmonised series

— GMD estimate ● AFDB



Central African Republic

COVERAGE
1960–2019

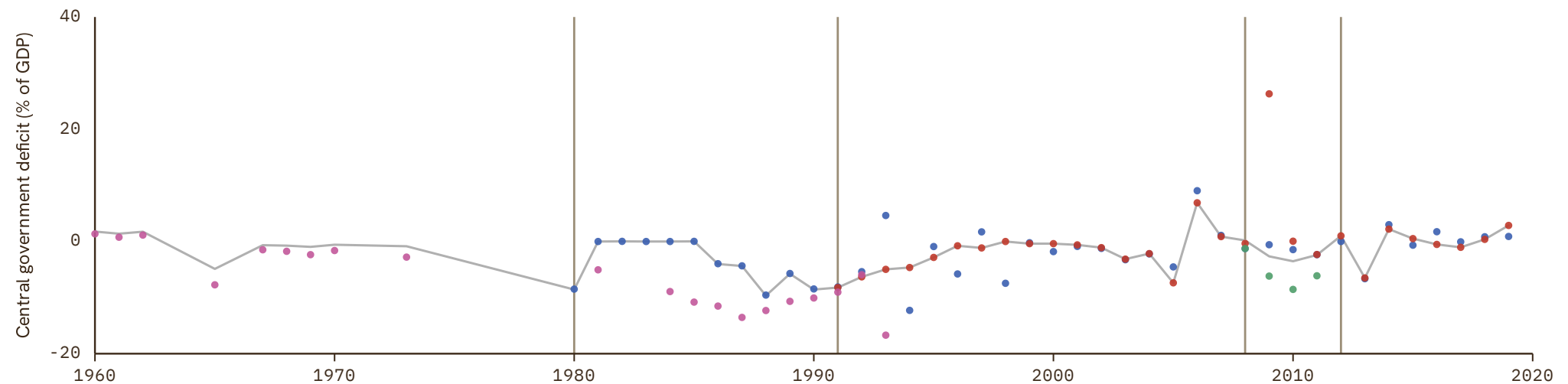
UNIT
in %

1 Source composition

SOURCE	CODE	TIME SPAN	NOTES
Brian Mitchell (2013)	Mitchell	1960 - 1973	Ratio-spliced using overlapping data in 1974: (ratio = 100%).
African Development Bank (2018)	AFDB	1980 - 1990	Ratio-spliced using overlapping data in 1991: (ratio = 100%).
Banque de France (2024)	FRANC ZONE	1991 - 2007	Ratio-spliced using overlapping data in 2008: (ratio = 100%).
International Monetary Fund (2024)	IMF GFS	2008 - 2011	Ratio-spliced using overlapping data in 2012: (ratio = 100%).
Banque de France (2024)	FRANC ZONE	2012 - 2019	Baseline source, overlaps with anchor year 2015.

2 Harmonised series

— GMD estimate | Source change ● AFDB ● FRANC ZONE ● IMF GFS ● Mitchell



Chad

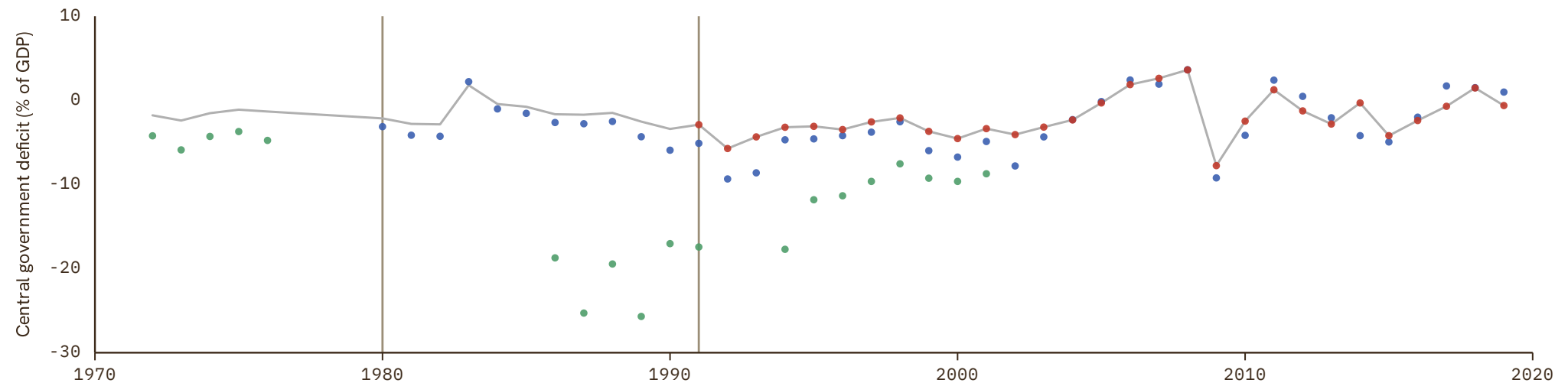
COVERAGE	UNIT
1972–2019	in %

1 Source composition

SOURCE	CODE	TIME SPAN	NOTES
Brian Mitchell (2013)	Mitchell	1972 - 1976	Ratio-spliced using overlapping data in 1977: (ratio = 100%).
African Development Bank (2018)	AFDB	1980 - 1990	Ratio-spliced using overlapping data in 1991: (ratio = 100%).
Banque de France (2024)	FRANC ZONE	1991 - 2019	Baseline source, overlaps with anchor year 2015.

2 Harmonised series

— GMD estimate | Source change ● AFDB ● FRANC ZONE ● Mitchell



Chile

COVERAGE
1940–2024

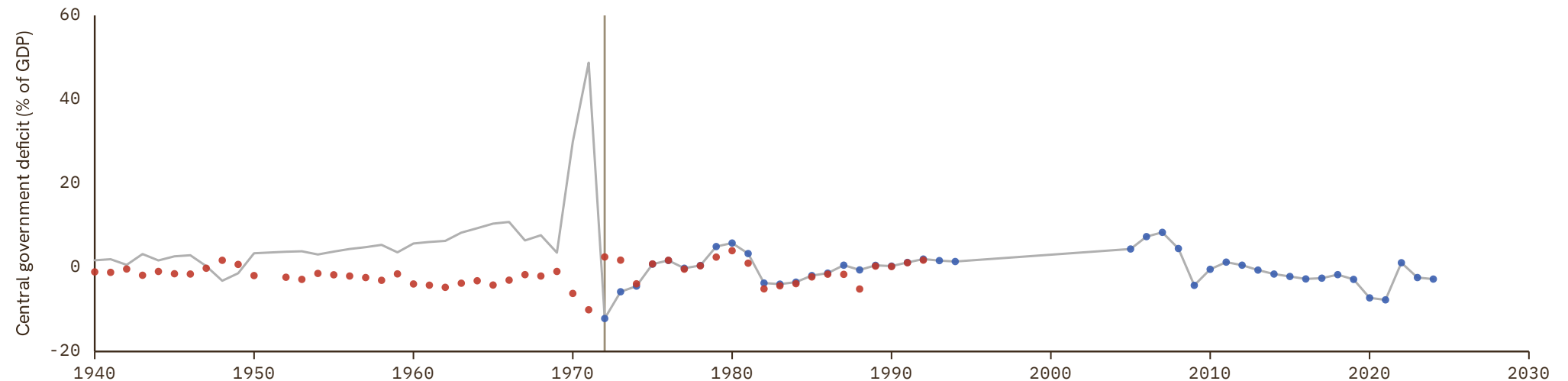
UNIT
in %

1 Source composition

SOURCE	CODE	TIME SPAN	NOTES
Brian Mitchell (2013)	Mitchell	1940 - 1971	Ratio-spliced using overlapping data in 1972: (ratio = 100%).
International Monetary Fund (2024)	IMF GFS	1972 - 2024	Baseline source, overlaps with anchor year 2015.

2 Harmonised series

— GMD estimate | Source change ● IMF GFS ● Mitchell



Colombia

 COVERAGE
1945–2025

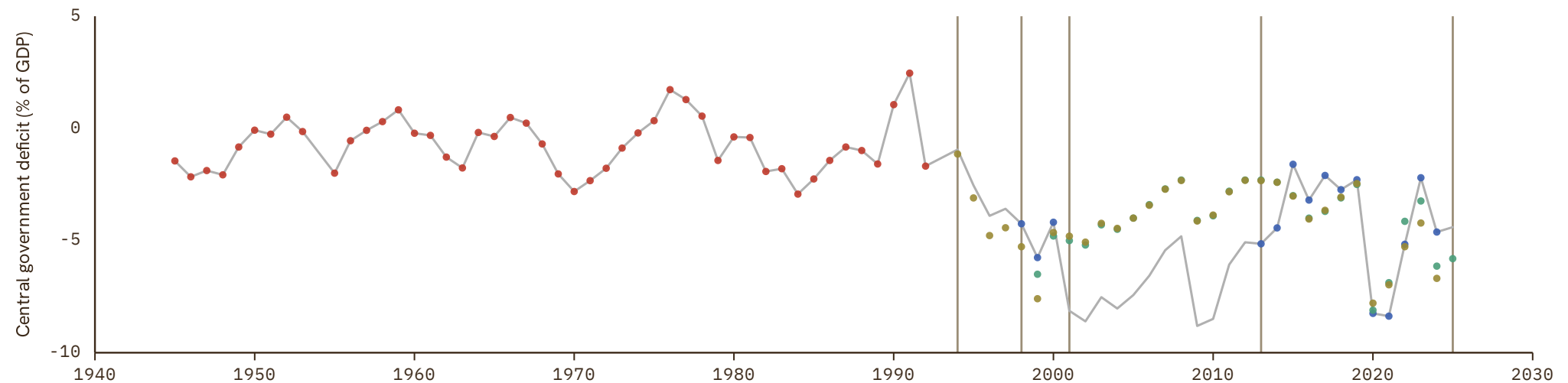
 UNIT
in %

1 Source composition

SOURCE	CODE	TIME SPAN	NOTES
Brian Mitchell (2013)	Mitchell	1945 - 1992	Ratio-spliced using overlapping data in 1993: (ratio = 100%).
Banco de la República (2026)	CS2 COL	1994 - 1997	Ratio-spliced using overlapping data in 1998: (ratio = 100%).
International Monetary Fund (2024)	IMF GFS	1998 - 2000	Ratio-spliced using overlapping data in 2001: (ratio = 100%).
Banco de la República (2024)	CS1 COL	2001 - 2012	Ratio-spliced using overlapping data in 2013: (ratio = 100%).
International Monetary Fund (2024)	IMF GFS	2013 - 2024	Baseline source, overlaps with anchor year 2015.
Banco de la República (2024)	CS1 COL	2025 - 2025	Ratio-spliced using overlapping data in 2026: (ratio = 100%).

2 Harmonised series

— GMD estimate | Source change ● IMF GFS ● Mitchell ● CS1 ● CS2



Costa Rica

COVERAGE
1950–2025

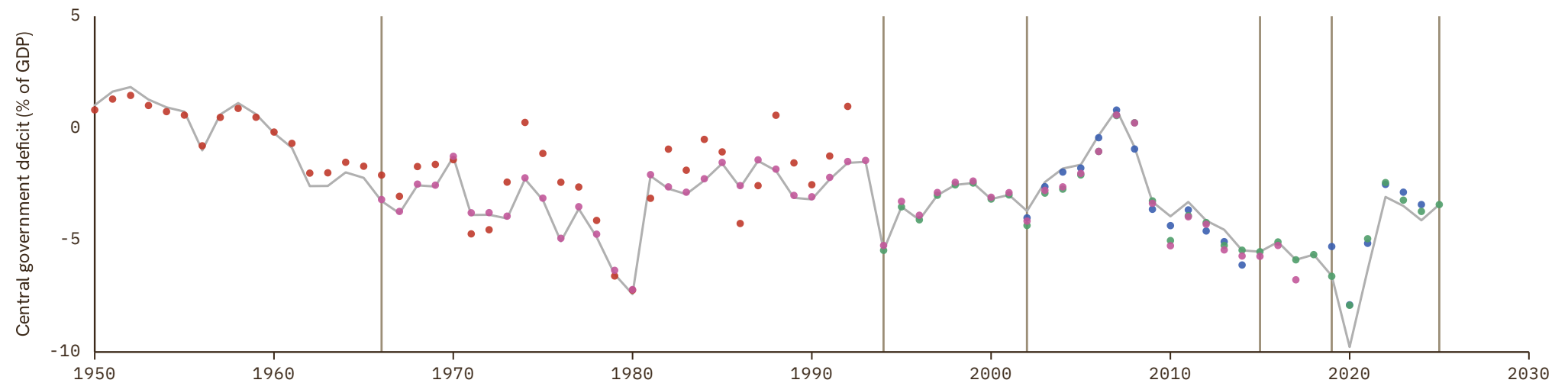
UNIT
in %

1 Source composition

SOURCE	CODE	TIME SPAN	NOTES
Brian Mitchell (2013)	Mitchell	1950 - 1965	Ratio-spliced using overlapping data in 1966: (ratio = 100%).
Consejo Monetario Centroamericano (2017)	SECMCA HIST	1966 - 1993	Ratio-spliced using overlapping data in 1994: (ratio = 100%).
Consejo Monetario Centroamericano (2026)	SECMCA	1994 - 2001	Ratio-spliced using overlapping data in 2002: (ratio = 100%).
International Monetary Fund (2024)	IMF GFS	2002 - 2014	Ratio-spliced using overlapping data in 2015: (ratio = 100%).
Consejo Monetario Centroamericano (2026)	SECMCA	2015 - 2018	Baseline source, overlaps with anchor year 2015.
International Monetary Fund (2024)	IMF GFS	2019 - 2024	Ratio-spliced using overlapping data in 2025: (ratio = 100%).
Consejo Monetario Centroamericano (2026)	SECMCA	2025 - 2025	Ratio-spliced using overlapping data in 2026: (ratio = 100%).

2 Harmonised series

— GMD estimate | Source change ● IMF GFS ● Mitchell ● SECMCA ● SECMCA HIST



Croatia

COVERAGE
1995–2025

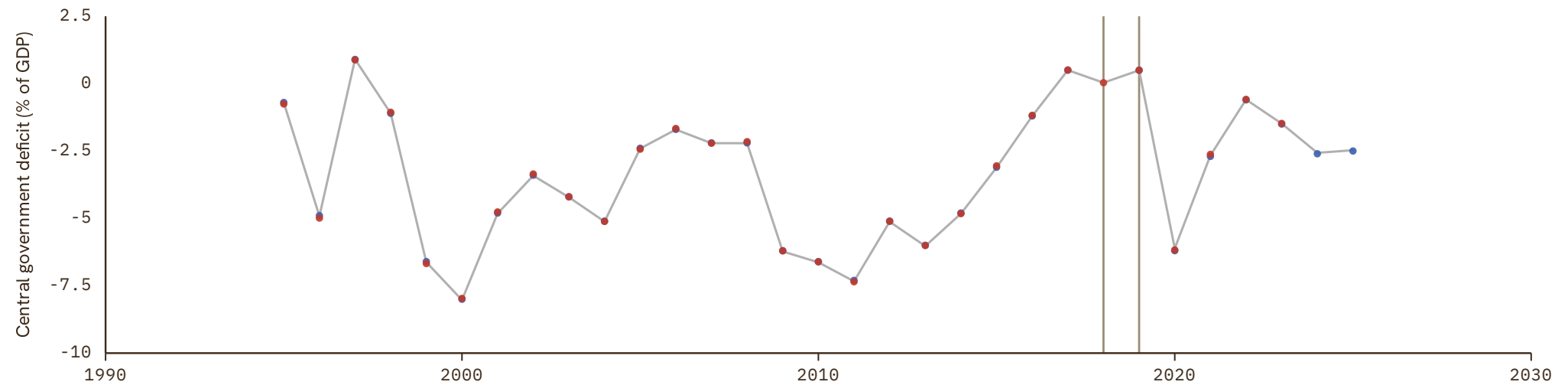
UNIT
in %

1 Source composition

SOURCE	CODE	TIME SPAN	NOTES
Eurostat (2025)	EUS	1995 - 2017	Baseline source, overlaps with anchor year 2015.
International Monetary Fund (2024)	IMF GFS	2018 - 2018	Ratio-spliced using overlapping data in 2019: (ratio = 100%).
Eurostat (2025)	EUS	2019 - 2025	Ratio-spliced using overlapping data in 2026: (ratio = 100%).

2 Harmonised series

— GMD estimate | Source change ● EUS ● IMF GFS



Cuba

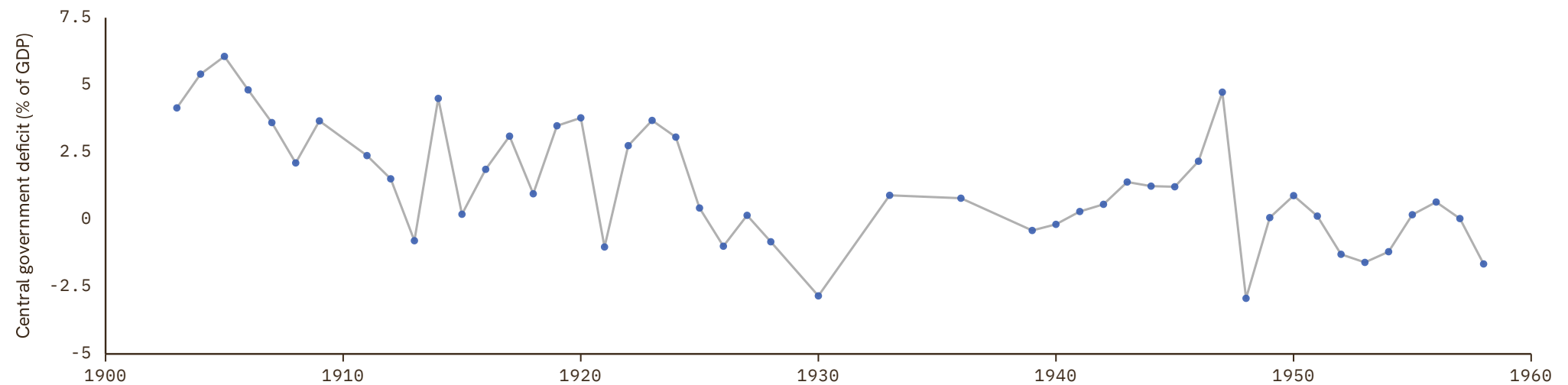
COVERAGE
1903–1958UNIT
in %

1 Source composition

SOURCE	CODE	TIME SPAN	NOTES
Brian Mitchell (2013)	Mitchell	1903 - 1958	Ratio-spliced using overlapping data in 1959: (ratio = 100%).

2 Harmonised series

— GMD estimate ● Mitchell



Cyprus

COVERAGE
1950–2024

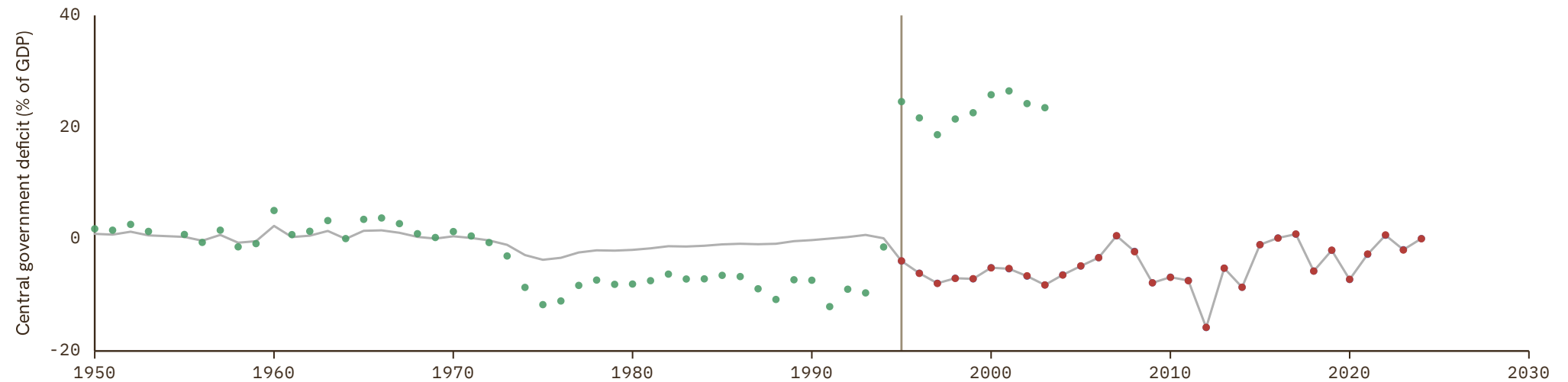
UNIT
in %

1 Source composition

SOURCE	CODE	TIME SPAN	NOTES
Brian Mitchell (2013)	Mitchell	1950 - 1994	Ratio-spliced using overlapping data in 1995: (ratio = 100%).
Eurostat (2025)	EUS	1995 - 2024	Baseline source, overlaps with anchor year 2015.

2 Harmonised series

— GMD estimate | Source change ● EUS ● IMF GFS ● Mitchell



Czech Republic

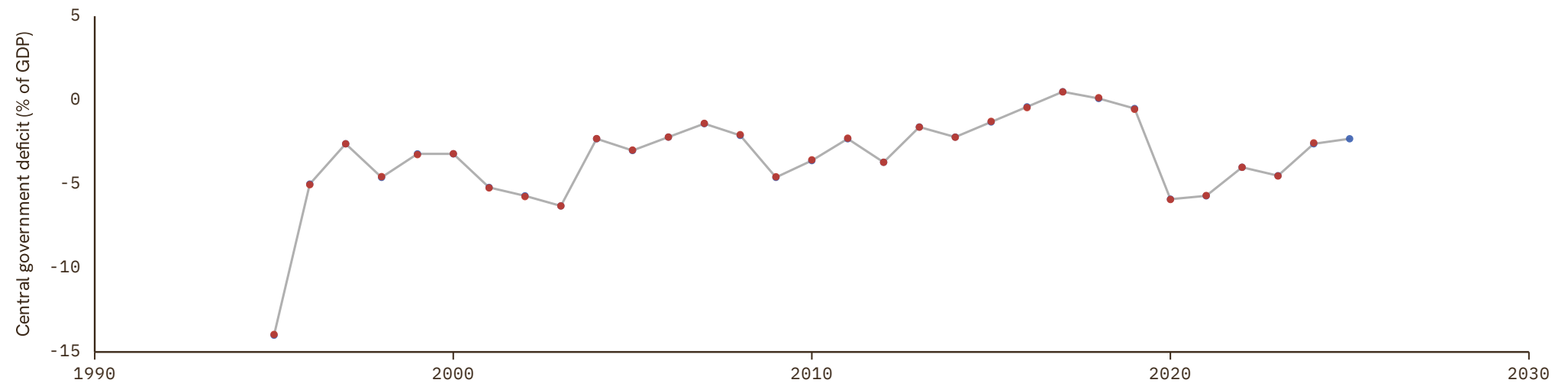
COVERAGE
1995–2025UNIT
in %

1 Source composition

SOURCE	CODE	TIME SPAN	NOTES
Eurostat (2025)	EUS	1995 - 2025	Baseline source, overlaps with anchor year 2015.

2 Harmonised series

— GMD estimate ● EUS ● IMF GFS



Denmark

COVERAGE

1854–2025

UNIT

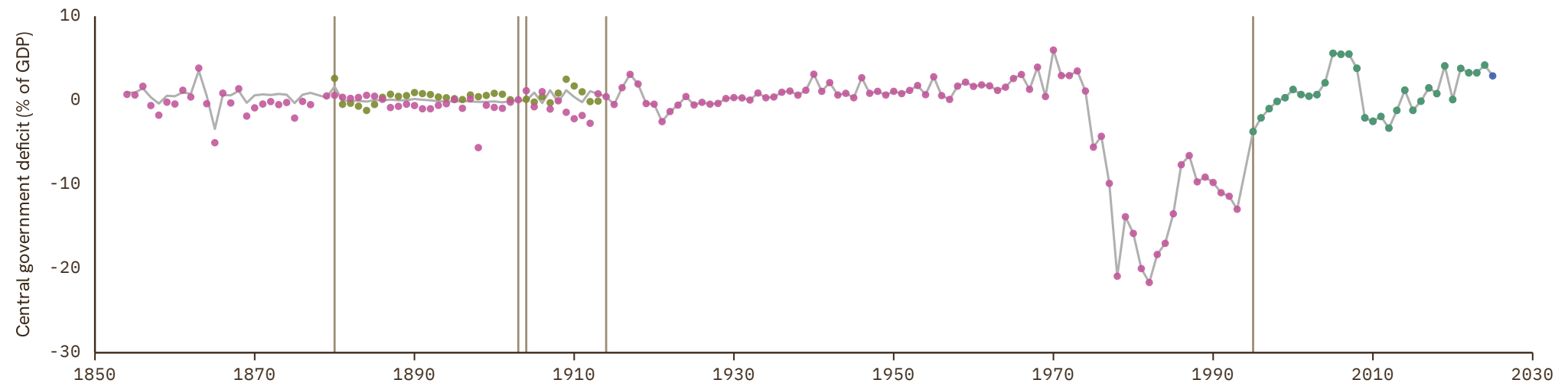
in %

1 Source composition

SOURCE	CODE	TIME SPAN	NOTES
Brian Mitchell (2013)	Mitchell	1854 - 1879	Ratio-spliced using overlapping data in 1880: (ratio = 100%).
Marc Flandreau et al. (2004)	FZ	1880 - 1902	Ratio-spliced using overlapping data in 1903: (ratio = 100%).
Brian Mitchell (2013)	Mitchell	1903 - 1903	Ratio-spliced using overlapping data in 1904: (ratio = 100%).
Marc Flandreau et al. (2004)	FZ	1904 - 1913	Ratio-spliced using overlapping data in 1914: (ratio = 100%).
Brian Mitchell (2013)	Mitchell	1914 - 1993	Ratio-spliced using overlapping data in 1994: (ratio = 100%).
Eurostat (2025)	EUS	1995 - 2025	Baseline source, overlaps with anchor year 2015.

2 Harmonised series

— GMD estimate | Source change ● EUS ● FZ ● IMF GFS ● Mitchell



Djibouti

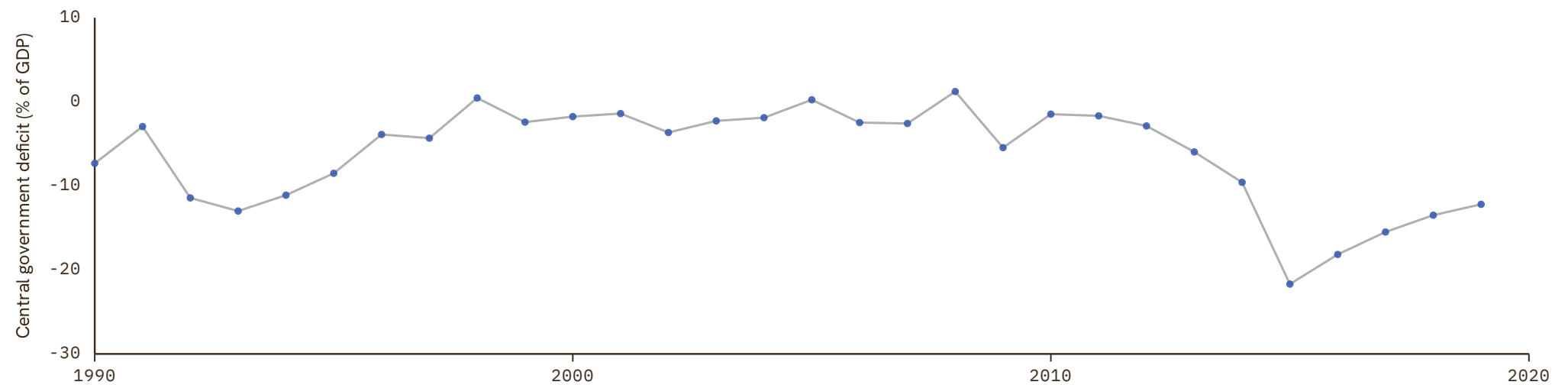
COVERAGE
1990–2019UNIT
in %

1 Source composition

SOURCE	CODE	TIME SPAN	NOTES
African Development Bank (2018)	AFDB	1990 - 2019	Baseline source, overlaps with anchor year 2015.

2 Harmonised series

— GMD estimate ● AFDB



Dominican Republic

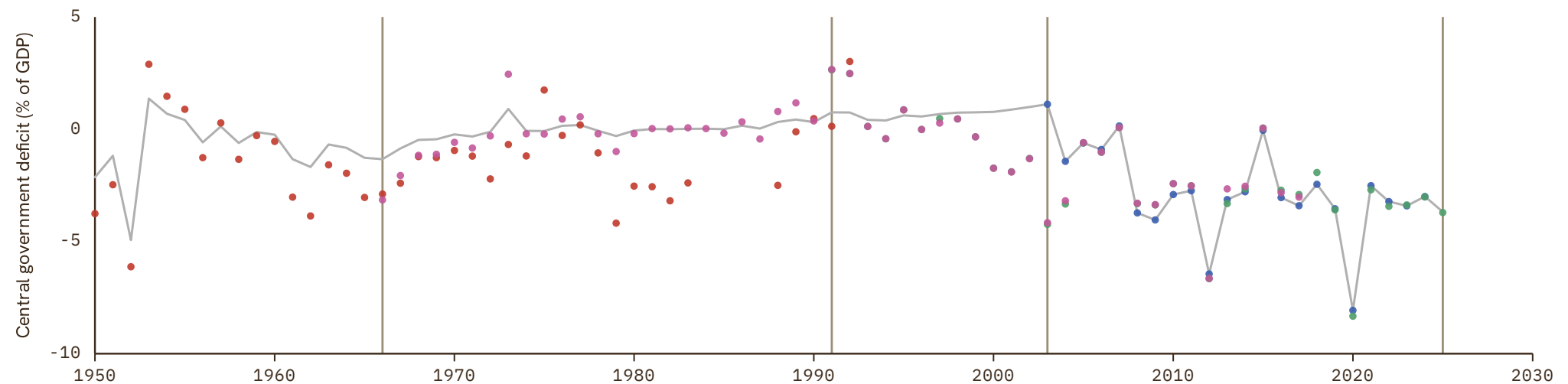
COVERAGE
1950–2025UNIT
in %

1 Source composition

SOURCE	CODE	TIME SPAN	NOTES
Brian Mitchell (2013)	Mitchell	1950 - 1965	Ratio-spliced using overlapping data in 1966: (ratio = 100%).
Consejo Monetario Centroamericano (2017)	SECMCA HIST	1966 - 1990	Ratio-spliced using overlapping data in 1991: (ratio = 100%).
Consejo Monetario Centroamericano (2026)	SECMCA	1991 - 2002	Ratio-spliced using overlapping data in 2003: (ratio = 100%).
International Monetary Fund (2024)	IMF GFS	2003 - 2024	Baseline source, overlaps with anchor year 2015.
Consejo Monetario Centroamericano (2026)	SECMCA	2025 - 2025	Ratio-spliced using overlapping data in 2026: (ratio = 100%).

2 Harmonised series

— GMD estimate | Source change ● IMF GFS ● Mitchell ● SECMCA ● SECMCA HIST



Ecuador

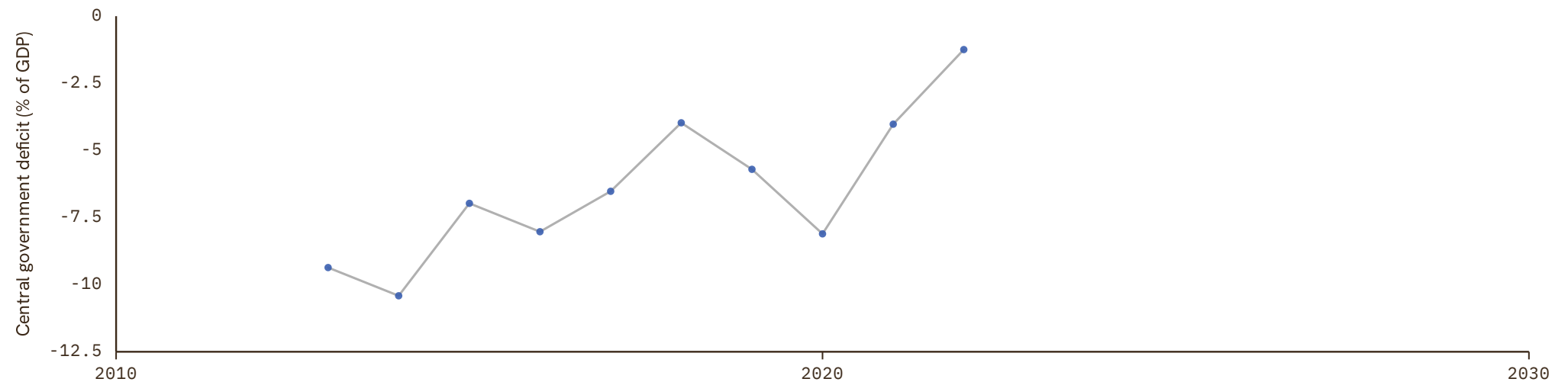
COVERAGE
2013–2022UNIT
in %

1 Source composition

SOURCE	CODE	TIME SPAN	NOTES
International Monetary Fund (2024)	IMF GFS	2013 - 2022	Baseline source, overlaps with anchor year 2015.

2 Harmonised series

— GMD estimate ● IMF GFS



Egypt

COVERAGE
1951-2019

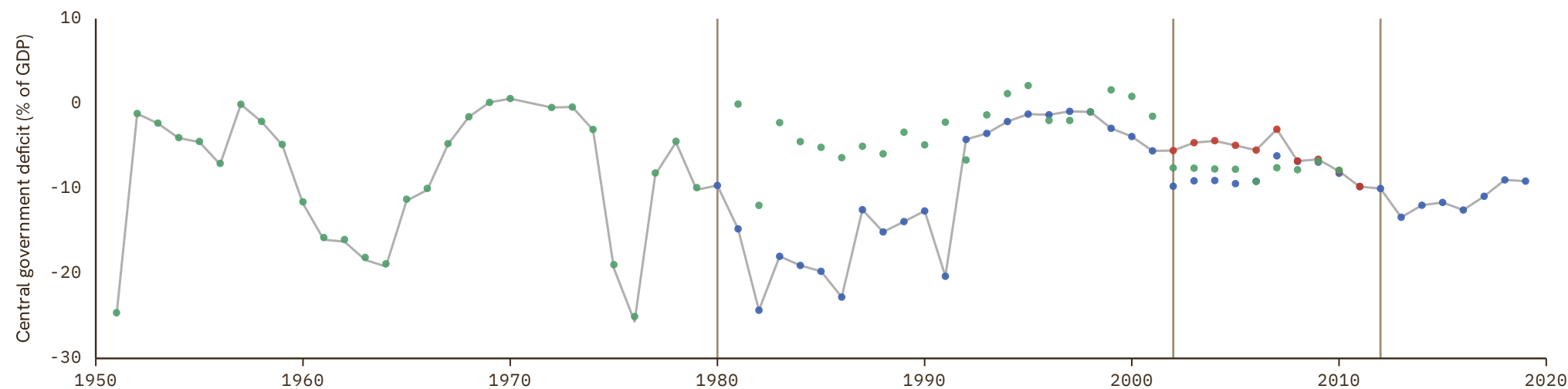
UNIT
in %

1 Source composition

SOURCE	CODE	TIME SPAN	NOTES
Brian Mitchell (2013)	Mitchell	1951 - 1979	Ratio-spliced using overlapping data in 1980: (ratio = 100%).
African Development Bank (2018)	AFDB	1980 - 2001	Ratio-spliced using overlapping data in 2002: (ratio = 100%).
International Monetary Fund (2024)	IMF GFS	2002 - 2011	Ratio-spliced using overlapping data in 2012: (ratio = 100%).
African Development Bank (2018)	AFDB	2012 - 2019	Baseline source, overlaps with anchor year 2015.

2 Harmonised series

— GMD estimate | Source change ● AFDB ● IMF GFS ● Mitchell



El Salvador

 COVERAGE
1939–2025

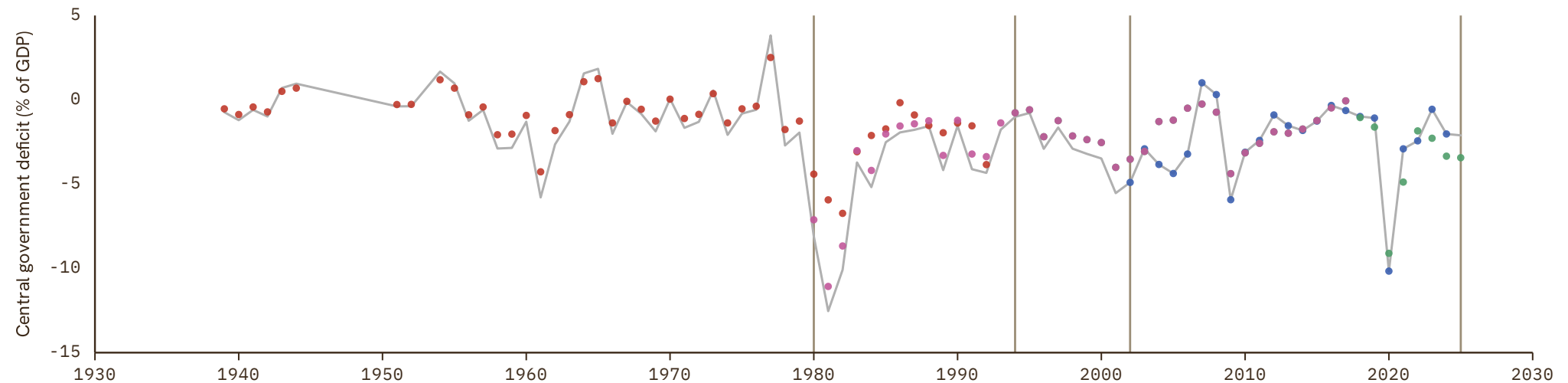
 UNIT
in %

1 Source composition

SOURCE	CODE	TIME SPAN	NOTES
Brian Mitchell (2013)	Mitchell	1939 - 1979	Ratio-spliced using overlapping data in 1980: (ratio = 100%).
Consejo Monetario Centroamericano (2017)	SECMCA HIST	1980 - 1993	Ratio-spliced using overlapping data in 1994: (ratio = 100%).
Consejo Monetario Centroamericano (2026)	SECMCA	1994 - 2001	Ratio-spliced using overlapping data in 2002: (ratio = 100%).
International Monetary Fund (2024)	IMF GFS	2002 - 2024	Baseline source, overlaps with anchor year 2015.
Consejo Monetario Centroamericano (2026)	SECMCA	2025 - 2025	Ratio-spliced using overlapping data in 2026: (ratio = 100%).

2 Harmonised series

— GMD estimate | Source change ● IMF GFS ● Mitchell ● SECMCA ● SECMCA HIST



Equatorial Guinea

COVERAGE
1980–2019

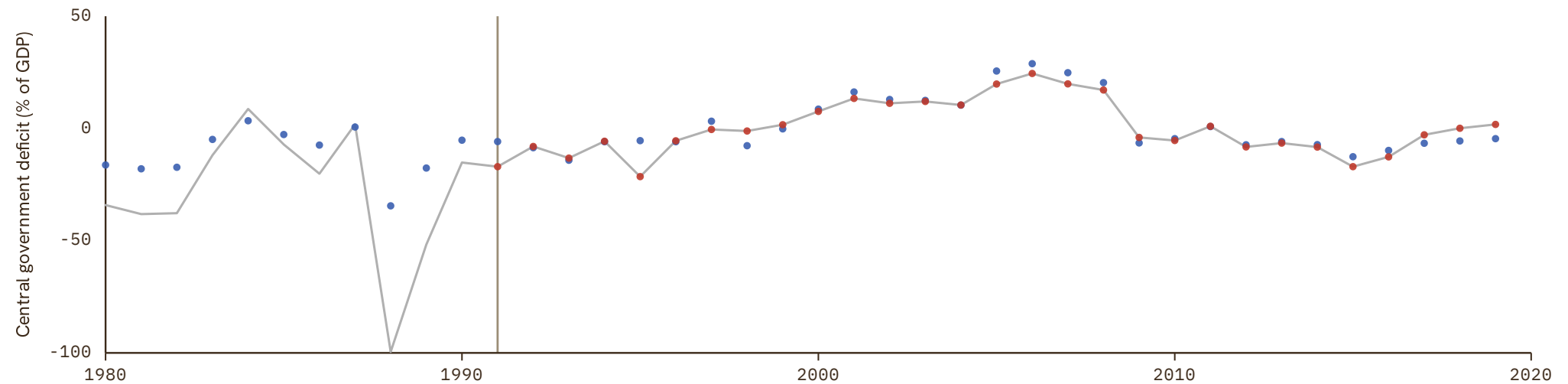
UNIT
in %

1 Source composition

SOURCE	CODE	TIME SPAN	NOTES
African Development Bank (2018)	AFDB	1980 - 1990	Ratio-spliced using overlapping data in 1991: (ratio = 100%).
Banque de France (2024)	FRANC ZONE	1991 - 2019	Baseline source, overlaps with anchor year 2015.

2 Harmonised series

— GMD estimate | Source change ● AFDB ● FRANC ZONE



Eritrea

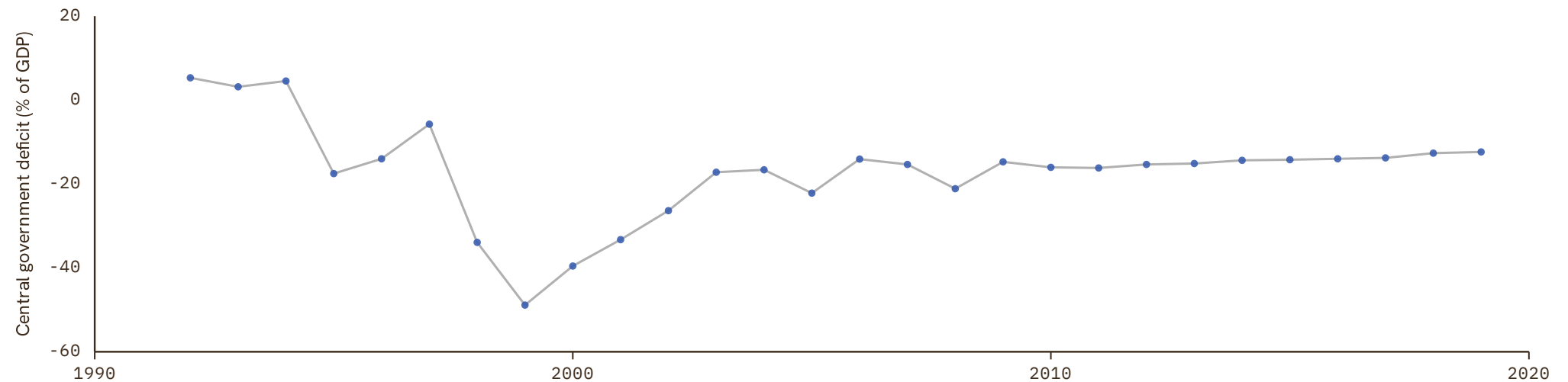
COVERAGE
1992–2019UNIT
in %

1 Source composition

SOURCE	CODE	TIME SPAN	NOTES
African Development Bank (2018)	AFDB	1992 - 2019	Baseline source, overlaps with anchor year 2015.

2 Harmonised series

— GMD estimate ● AFDB



Estonia

COVERAGE
1995–2025

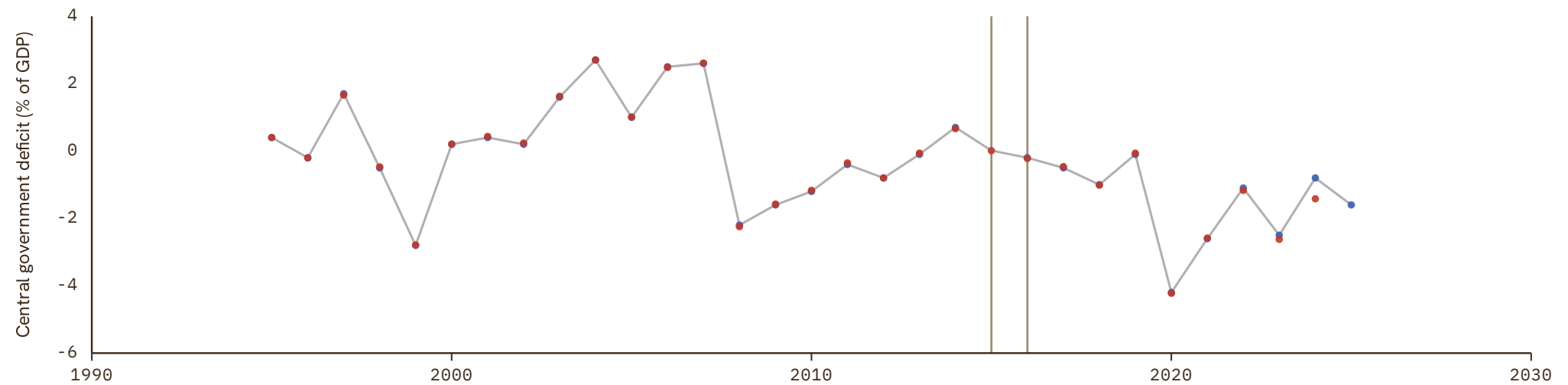
UNIT
in %

1 Source composition

SOURCE	CODE	TIME SPAN	NOTES
Eurostat (2025)	EUS	1995 - 2014	Ratio-spliced using overlapping data in 2015: (ratio = 100%).
International Monetary Fund (2024)	IMF GFS	2015 - 2015	Ratio-spliced using overlapping data in 2016: (ratio = 100%).
Eurostat (2025)	EUS	2016 - 2025	Ratio-spliced using overlapping data in 2026: (ratio = 100%).

2 Harmonised series

— GMD estimate | Source change ● EUS ● IMF GFS



Eswatini

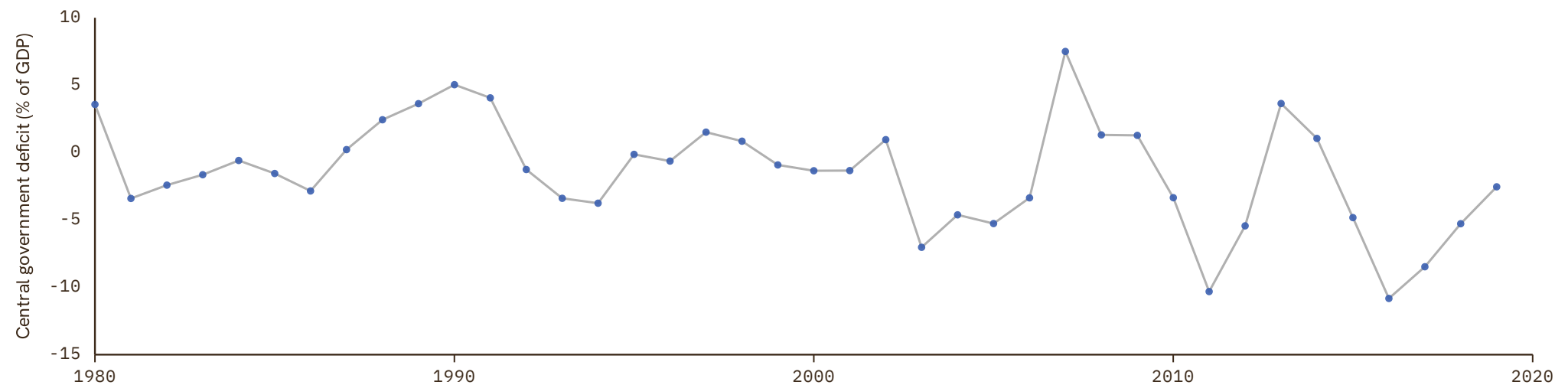
COVERAGE
1980–2019UNIT
in %

1 Source composition

SOURCE	CODE	TIME SPAN	NOTES
African Development Bank (2018)	AFDB	1980 - 2019	Baseline source, overlaps with anchor year 2015.

2 Harmonised series

— GMD estimate ● AFDB



Ethiopia

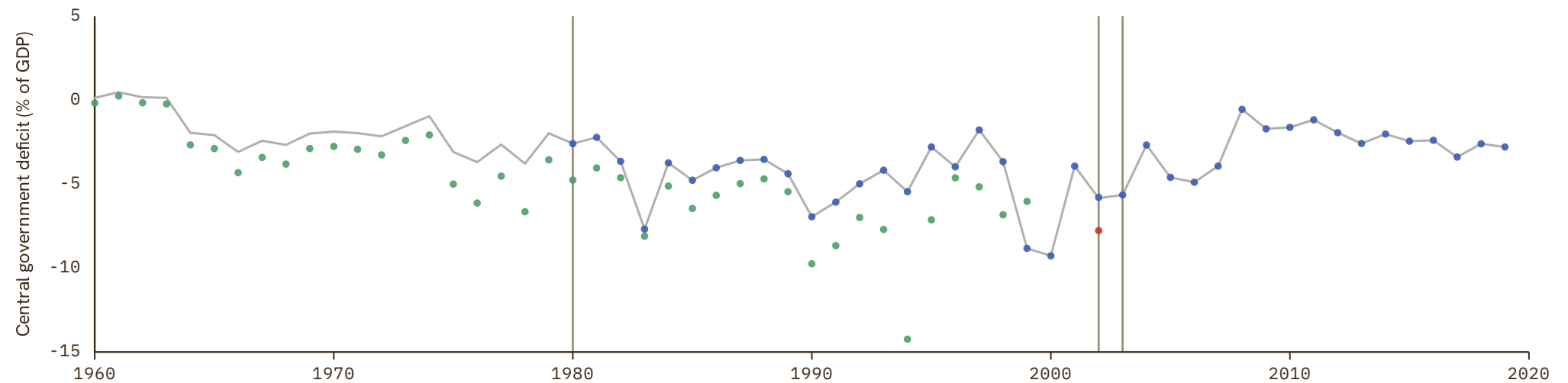
COVERAGE | UNIT
1960-2019 | in %

1 Source composition

SOURCE	CODE	TIME SPAN	NOTES
Brian Mitchell (2013)	Mitchell	1960 - 1979	Ratio-spliced using overlapping data in 1980: (ratio = 100%).
African Development Bank (2018)	AFDB	1980 - 2001	Ratio-spliced using overlapping data in 2002: (ratio = 100%).
International Monetary Fund (2024)	IMF GFS	2002 - 2002	Ratio-spliced using overlapping data in 2003: (ratio = 100%).
African Development Bank (2018)	AFDB	2003 - 2019	Baseline source, overlaps with anchor year 2015.

2 Harmonised series

— GMD estimate | Source change ● AFDB ● IMF GFS ● Mitchell



Fiji

COVERAGE
1950–2010

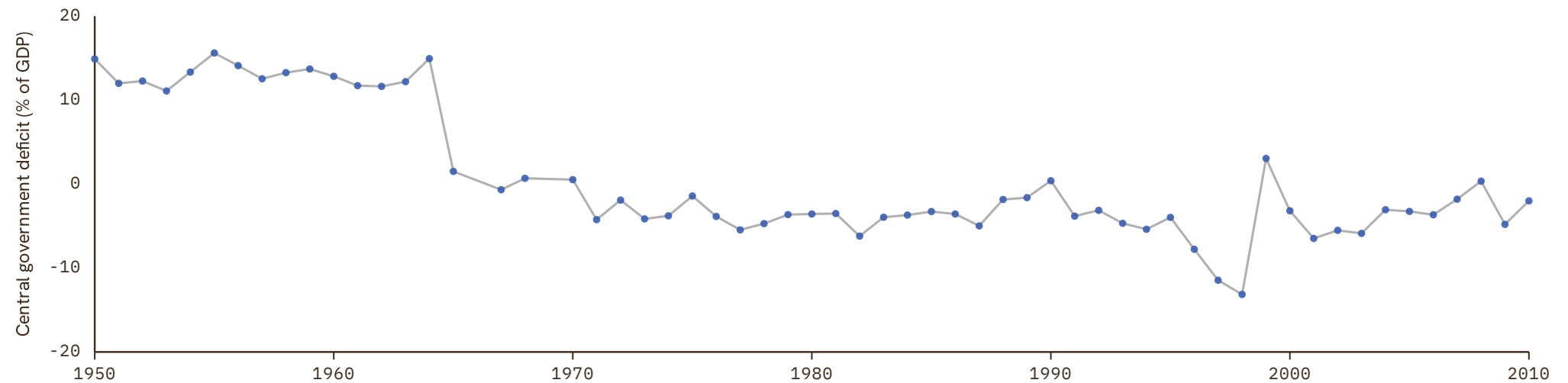
UNIT
in %

1 Source composition

SOURCE	CODE	TIME SPAN	NOTES
Brian Mitchell (2013)	Mitchell	1950 - 2010	Ratio-spliced using overlapping data in 2011: (ratio = 100%).

2 Harmonised series

— GMD estimate ● Mitchell



Finland

COVERAGE
1882-2025

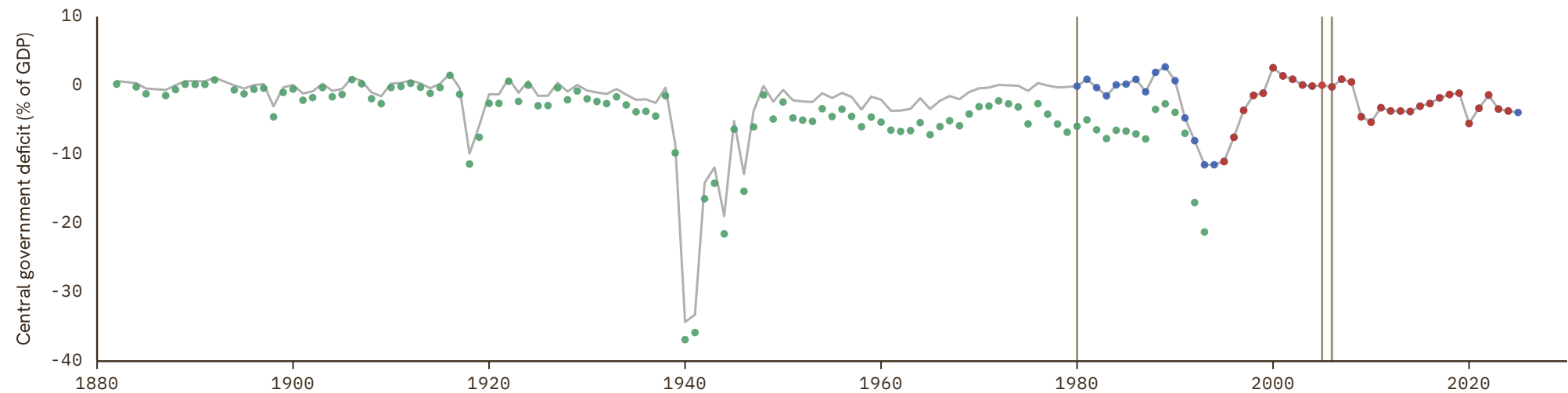
UNIT
in %

1 Source composition

SOURCE	CODE	TIME SPAN	NOTES
Brian Mitchell (2013)	Mitchell	1882 - 1979	Ratio-spliced using overlapping data in 1980: (ratio = 100%).
Eurostat (2025)	EUS	1980 - 2004	Ratio-spliced using overlapping data in 2005: (ratio = 100%).
International Monetary Fund (2024)	IMF GFS	2005 - 2005	Ratio-spliced using overlapping data in 2006: (ratio = 100%).
Eurostat (2025)	EUS	2006 - 2025	Baseline source, overlaps with anchor year 2015.

2 Harmonised series

— GMD estimate | Source change ● EUS ● IMF GFS ● Mitchell



France

COVERAGE
1815–2025

UNIT
in %

1 Source composition

SOURCE	CODE	TIME SPAN	NOTES
Brian Mitchell (2013)	Mitchell	1815 - 1879	Ratio-spliced using overlapping data in 1880: (ratio = 100%).
Marc Flandreau et al. (2004)	FZ	1880 - 1912	Ratio-spliced using overlapping data in 1913: (ratio = 100%).
Brian Mitchell (2013)	Mitchell	1913 - 1993	Ratio-spliced using overlapping data in 1994: (ratio = 100%).
Eurostat (2025)	EUS	1995 - 2025	Baseline source, overlaps with anchor year 2015.

2 Harmonised series

— GMD estimate | Source change ● EUS ● FZ ● IMF GFS ● Mitchell ● Villa ● CS4



Gabon

COVERAGE
1956–2019

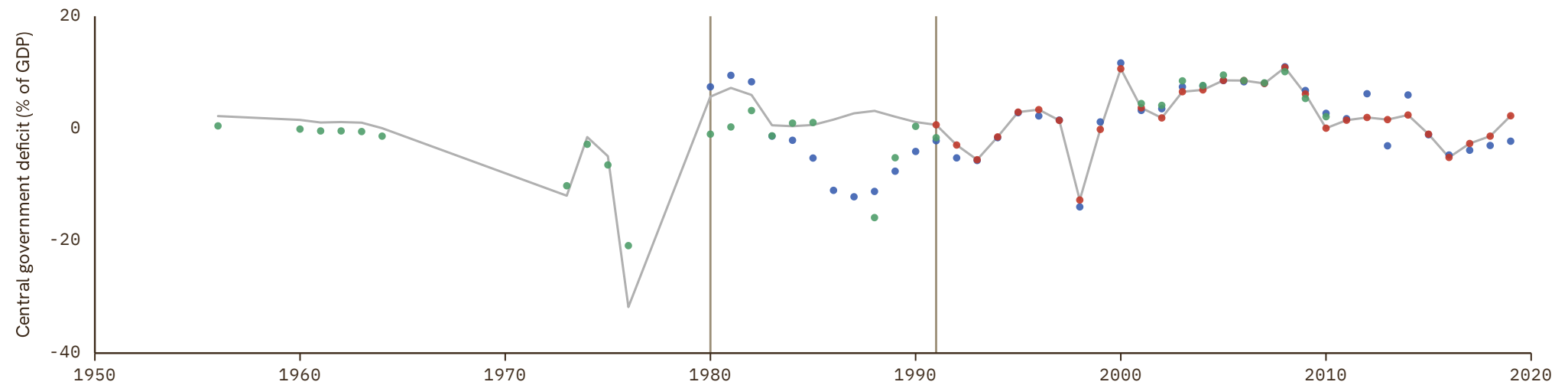
UNIT
in %

1 Source composition

SOURCE	CODE	TIME SPAN	NOTES
Brian Mitchell (2013)	Mitchell	1956 - 1976	Ratio-spliced using overlapping data in 1977: (ratio = 100%).
African Development Bank (2018)	AFDB	1980 - 1990	Ratio-spliced using overlapping data in 1991: (ratio = 100%).
Banque de France (2024)	FRANC ZONE	1991 - 2019	Baseline source, overlaps with anchor year 2015.

2 Harmonised series

— GMD estimate | Source change ● AFDB ● FRANC ZONE ● Mitchell



Gambia

COVERAGE
1980–2019

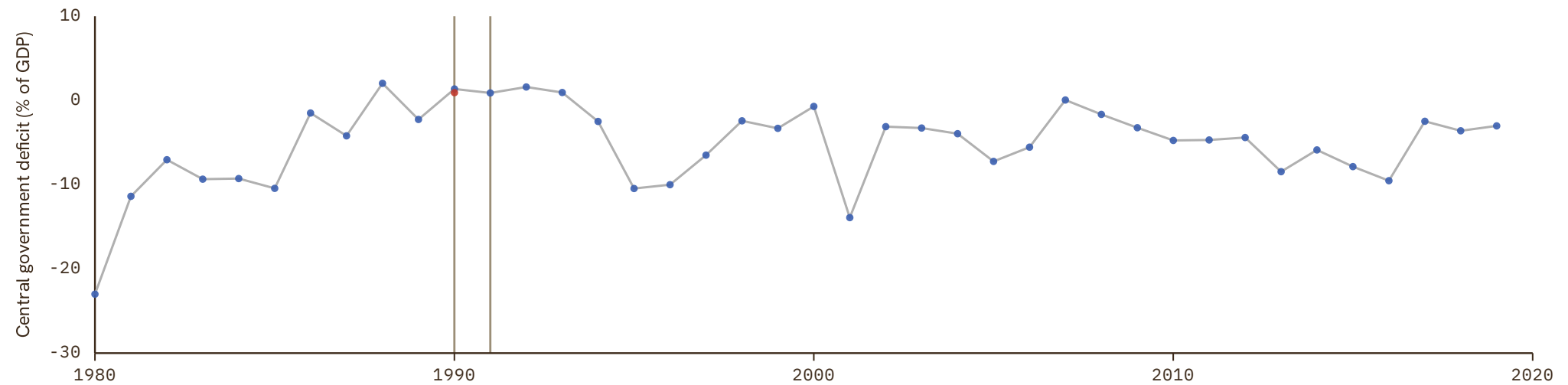
UNIT
in %

1 Source composition

SOURCE	CODE	TIME SPAN	NOTES
African Development Bank (2018)	AFDB	1980 - 1989	Ratio-spliced using overlapping data in 1990: (ratio = 100%).
International Monetary Fund (2024)	IMF GFS	1990 - 1990	Ratio-spliced using overlapping data in 1991: (ratio = 100%).
African Development Bank (2018)	AFDB	1991 - 2019	Baseline source, overlaps with anchor year 2015.

2 Harmonised series

— GMD estimate | Source change ● AFDB ● IMF GFS



Georgia

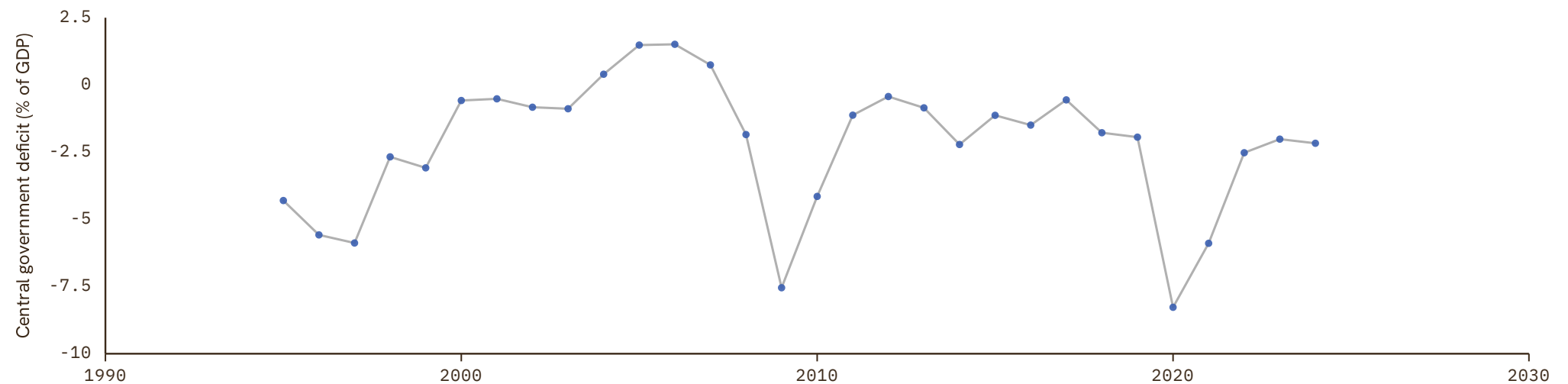
COVERAGE
1995–2024UNIT
in %

1 Source composition

SOURCE	CODE	TIME SPAN	NOTES
International Monetary Fund (2024)	IMF GFS	1995 - 2024	Baseline source, overlaps with anchor year 2015.

2 Harmonised series

— GMD estimate ● IMF GFS



Germany

COVERAGE
1872–2025

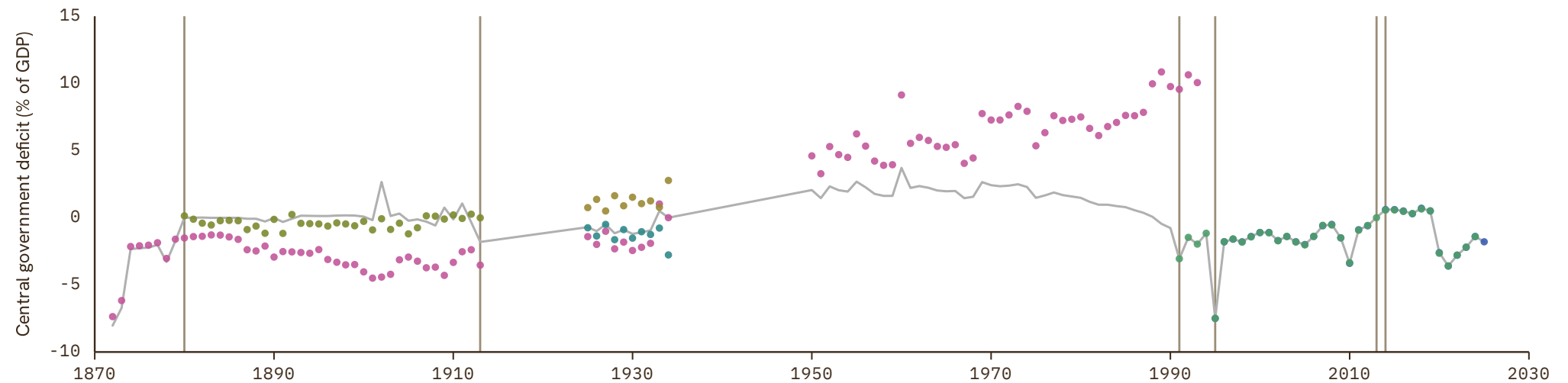
UNIT
in %

1 Source composition

SOURCE	CODE	TIME SPAN	NOTES
Brian Mitchell (2013)	Mitchell	1872 - 1879	Ratio-spliced using overlapping data in 1880: (ratio = 100%).
Marc Flandreau et al. (2004)	FZ	1880 - 1912	Ratio-spliced using overlapping data in 1913: (ratio = 100%).
Brian Mitchell (2013)	Mitchell	1913 - 1990	Ratio-spliced using overlapping data in 1991: (ratio = 100%).
International Monetary Fund (2024)	IMF GFS	1991 - 1994	Ratio-spliced using overlapping data in 1995: (ratio = 100%).
Eurostat (2025)	EUS	1995 - 2012	Ratio-spliced using overlapping data in 2013: (ratio = 100%).
International Monetary Fund (2024)	IMF GFS	2013 - 2013	Ratio-spliced using overlapping data in 2014: (ratio = 100%).
Eurostat (2025)	EUS	2014 - 2025	Baseline source, overlaps with anchor year 2015.

2 Harmonised series

— GMD estimate | Source change ● EUS ● FZ ● IMF GFS ● Mitchell ● Ritschl ● CS7



Ghana

COVERAGE
1950–2019

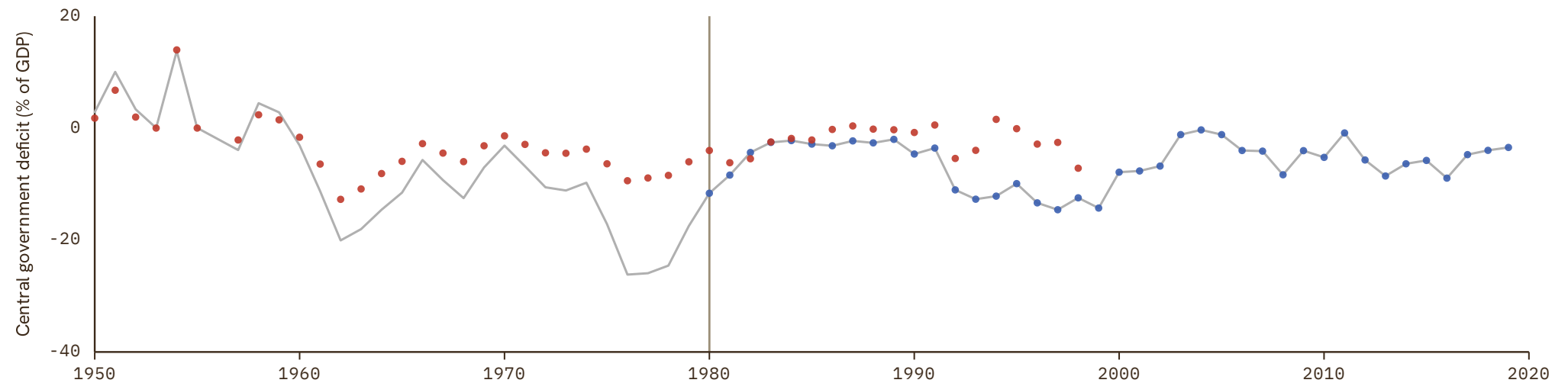
UNIT
in %

1 Source composition

SOURCE	CODE	TIME SPAN	NOTES
Brian Mitchell (2013)	Mitchell	1950 - 1979	Ratio-spliced using overlapping data in 1980: (ratio = 100%).
African Development Bank (2018)	AFDB	1980 - 2019	Baseline source, overlaps with anchor year 2015.

2 Harmonised series

— GMD estimate | Source change ● AFDB ● Mitchell



Greece

COVERAGE
1880–2025

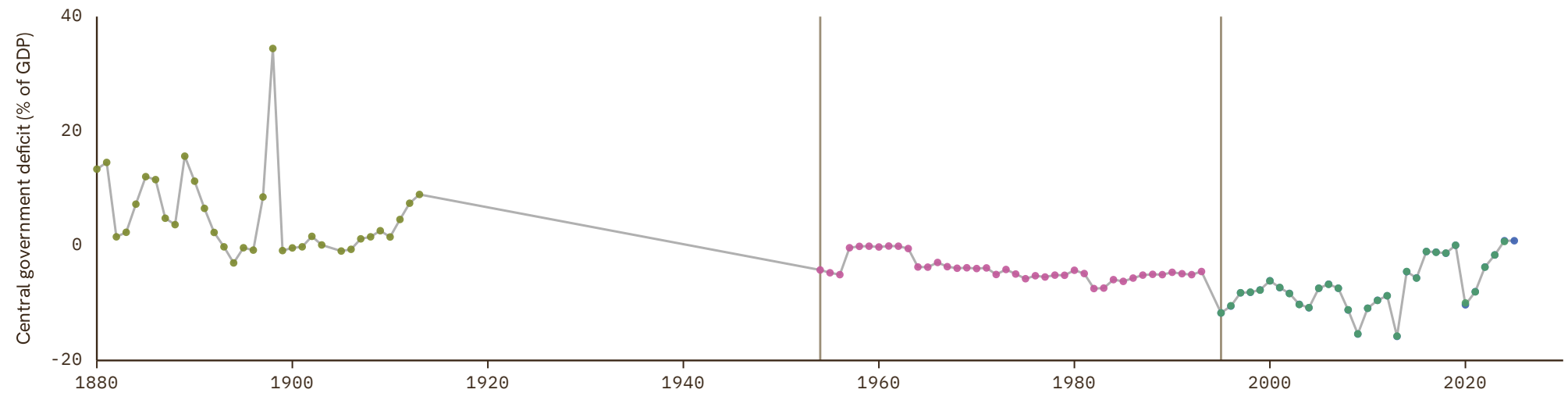
UNIT
in %

1 Source composition

SOURCE	CODE	TIME SPAN	NOTES
Marc Flandreau et al. (2004)	FZ	1880 - 1913	Ratio-spliced using overlapping data in 1914: (ratio = 100%).
Brian Mitchell (2013)	Mitchell	1954 - 1993	Ratio-spliced using overlapping data in 1994: (ratio = 100%).
Eurostat (2025)	EUS	1995 - 2025	Baseline source, overlaps with anchor year 2015.

2 Harmonised series

— GMD estimate | Source change ● EUS ● FZ ● IMF GFS ● Mitchell



Guatemala

COVERAGE
1923–2025

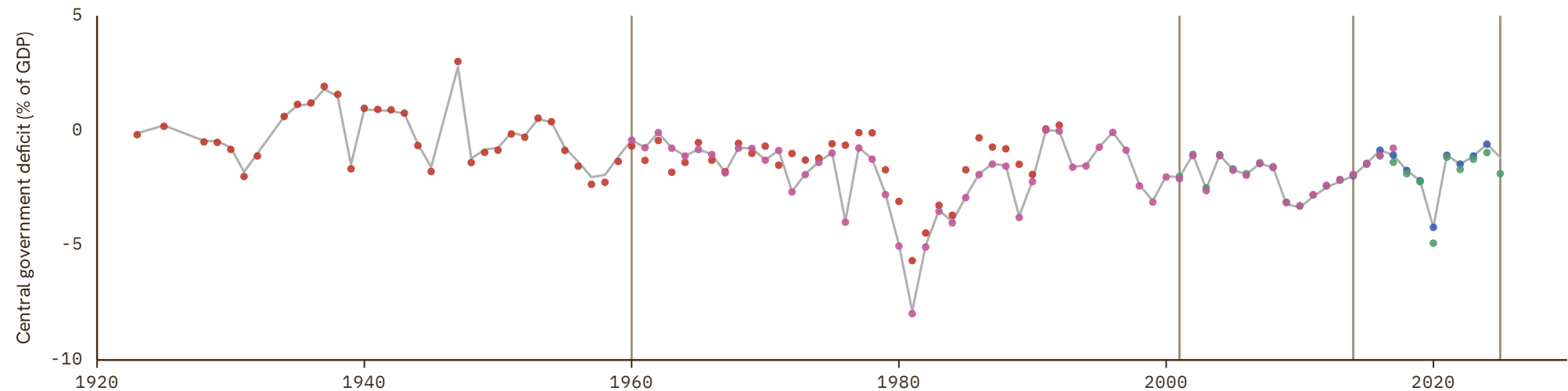
UNIT
in %

1 Source composition

SOURCE	CODE	TIME SPAN	NOTES
Brian Mitchell (2013)	Mitchell	1923 - 1959	Ratio-spliced using overlapping data in 1960: (ratio = 100%).
Consejo Monetario Centroamericano (2017)	SECMCA HIST	1960 - 2000	Ratio-spliced using overlapping data in 2001: (ratio = 100%).
Consejo Monetario Centroamericano (2026)	SECMCA	2001 - 2013	Ratio-spliced using overlapping data in 2014: (ratio = 100%).
International Monetary Fund (2024)	IMF GFS	2014 - 2024	Baseline source, overlaps with anchor year 2015.
Consejo Monetario Centroamericano (2026)	SECMCA	2025 - 2025	Ratio-spliced using overlapping data in 2026: (ratio = 100%).

2 Harmonised series

— GMD estimate | Source change ● IMF GFS ● Mitchell ● SECMCA ● SECMCA HIST



Guinea

COVERAGE
1980–2019

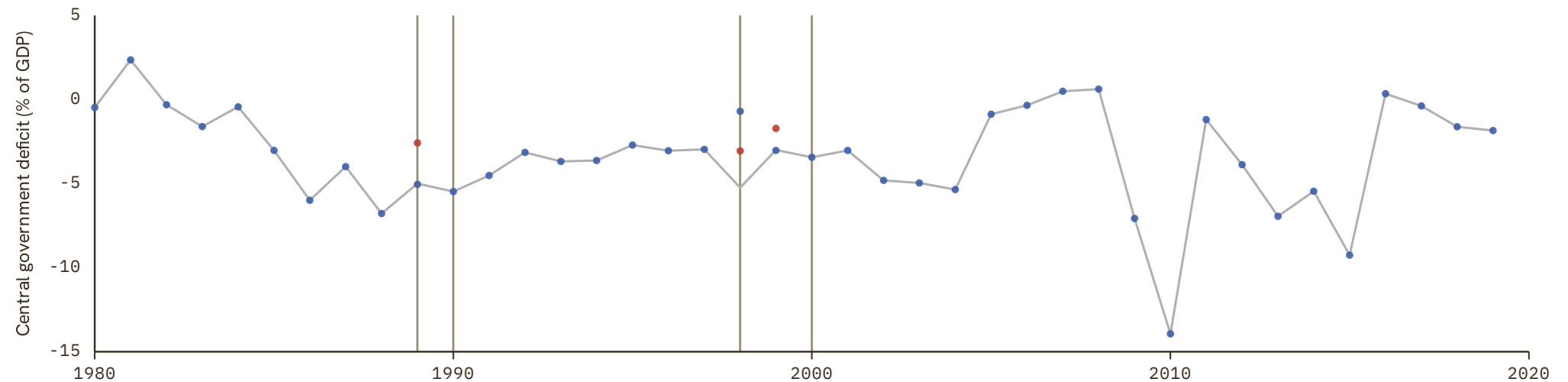
UNIT
in %

1 Source composition

SOURCE	CODE	TIME SPAN	NOTES
African Development Bank (2018)	AFDB	1980 - 1988	Ratio-spliced using overlapping data in 1989: (ratio = 100%).
International Monetary Fund (2024)	IMF GFS	1989 - 1989	Ratio-spliced using overlapping data in 1990: (ratio = 100%).
African Development Bank (2018)	AFDB	1990 - 1997	Ratio-spliced using overlapping data in 1998: (ratio = 100%).
International Monetary Fund (2024)	IMF GFS	1998 - 1999	Ratio-spliced using overlapping data in 2000: (ratio = 100%).
African Development Bank (2018)	AFDB	2000 - 2019	Baseline source, overlaps with anchor year 2015.

2 Harmonised series

— GMD estimate | Source change ● AFDB ● IMF GFS



Guinea-Bissau

COVERAGE
1980–2024

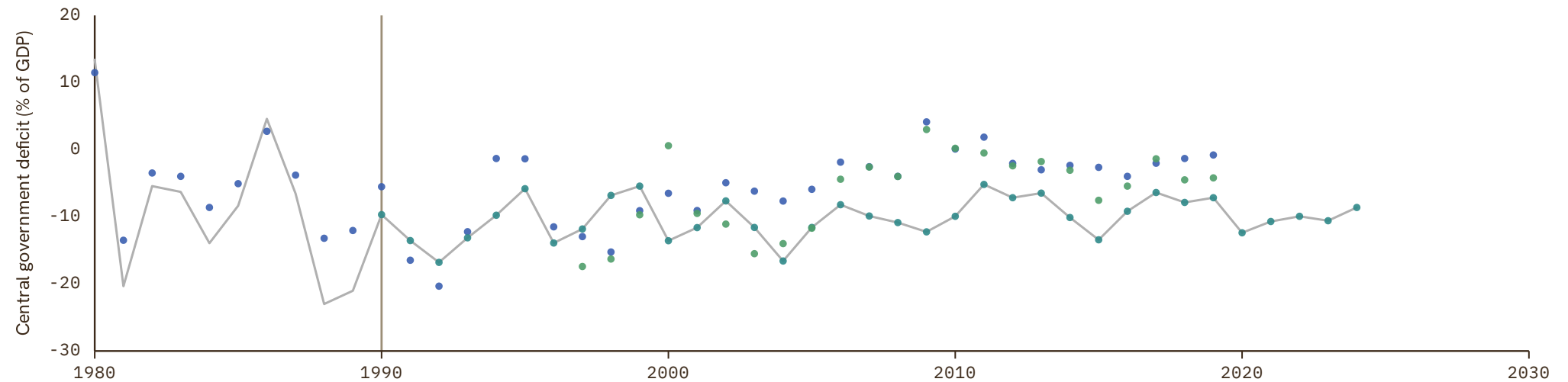
UNIT
in %

1 Source composition

SOURCE	CODE	TIME SPAN	NOTES
African Development Bank (2018)	AFDB	1980 - 1989	Ratio-spliced using overlapping data in 1990: (ratio = 100%).
BCEAO (2024)	BCEAO	1990 - 2024	Baseline source, overlaps with anchor year 2015.

2 Harmonised series

— GMD estimate | Source change ● AFDB ● BCEAO ● FRANC ZONE



Guyana

COVERAGE
1952-1992

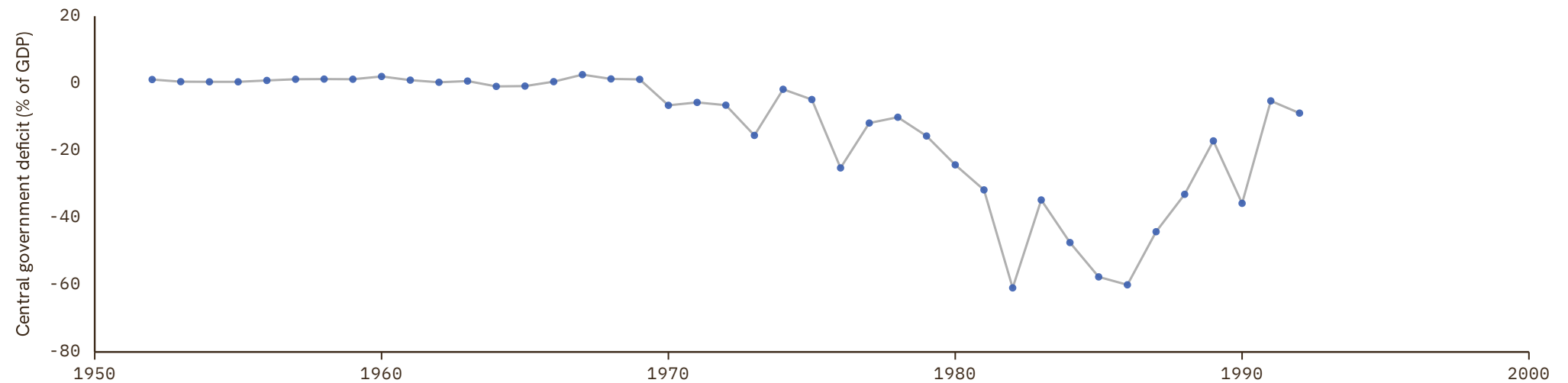
UNIT
in %

1 Source composition

SOURCE	CODE	TIME SPAN	NOTES
Brian Mitchell (2013)	Mitchell	1952 - 1992	Ratio-spliced using overlapping data in 1993: (ratio = 100%).

2 Harmonised series

— GMD estimate ● Mitchell



Haiti

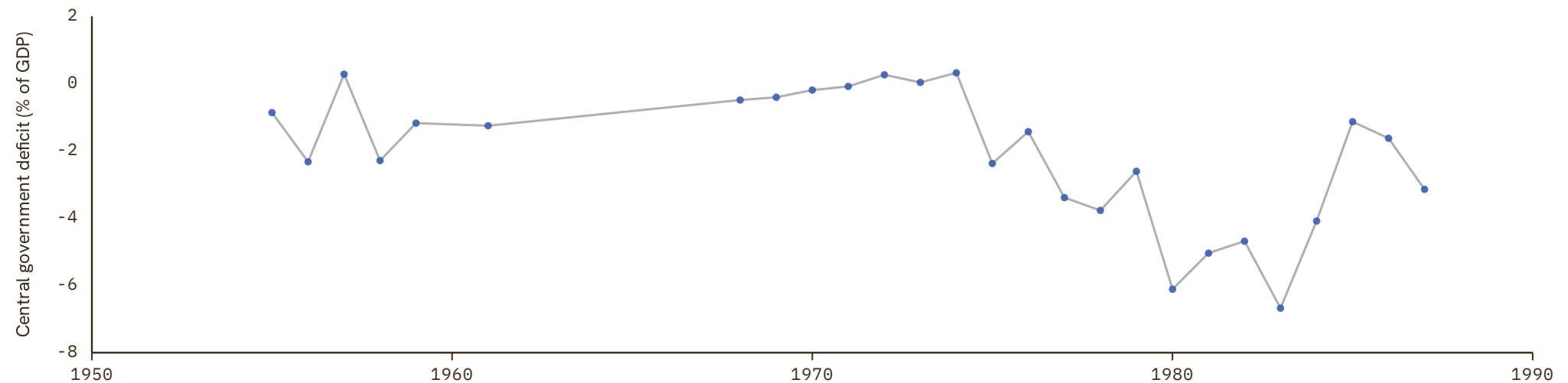
COVERAGE
1955–1987UNIT
in %

1 Source composition

SOURCE	CODE	TIME SPAN	NOTES
Brian Mitchell (2013)	Mitchell	1955 - 1987	Ratio-spliced using overlapping data in 1988: (ratio = 100%).

2 Harmonised series

— GMD estimate ● Mitchell



Honduras

COVERAGE
1925–2025

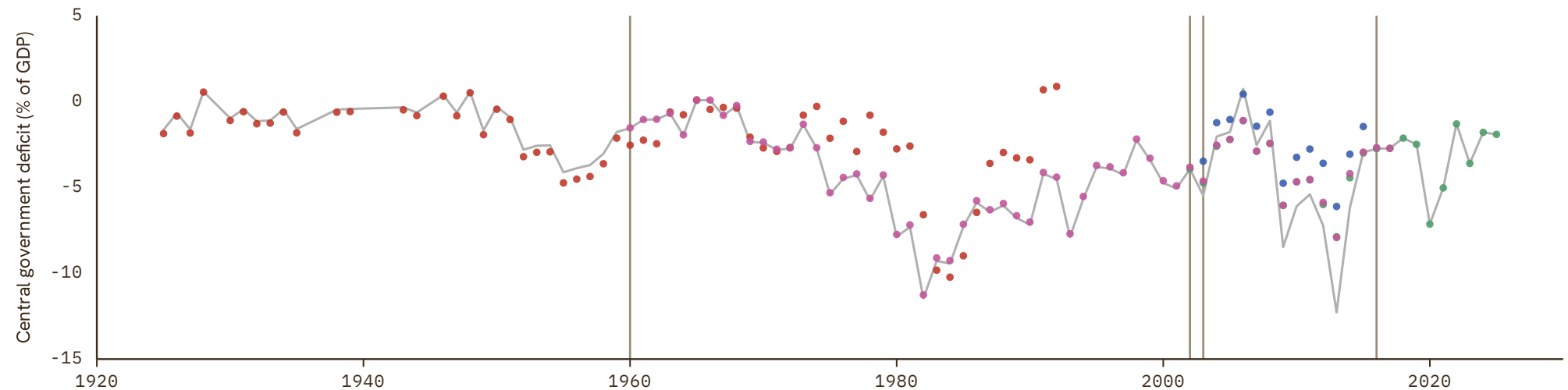
UNIT
in %

1 Source composition

SOURCE	CODE	TIME SPAN	NOTES
Brian Mitchell (2013)	Mitchell	1925 - 1959	Ratio-spliced using overlapping data in 1960: (ratio = 100%).
Consejo Monetario Centroamericano (2017)	SECMCA HIST	1960 - 2001	Ratio-spliced using overlapping data in 2002: (ratio = 100%).
Consejo Monetario Centroamericano (2026)	SECMCA	2002 - 2002	Ratio-spliced using overlapping data in 2003: (ratio = 100%).
International Monetary Fund (2024)	IMF GFS	2003 - 2015	Ratio-spliced using overlapping data in 2016: (ratio = 100%).
Consejo Monetario Centroamericano (2026)	SECMCA	2016 - 2025	Ratio-spliced using overlapping data in 2026: (ratio = 100%).

2 Harmonised series

— GMD estimate | Source change ● IMF GFS ● Mitchell ● SECMCA ● SECMCA HIST



Hungary

COVERAGE
1900–2025

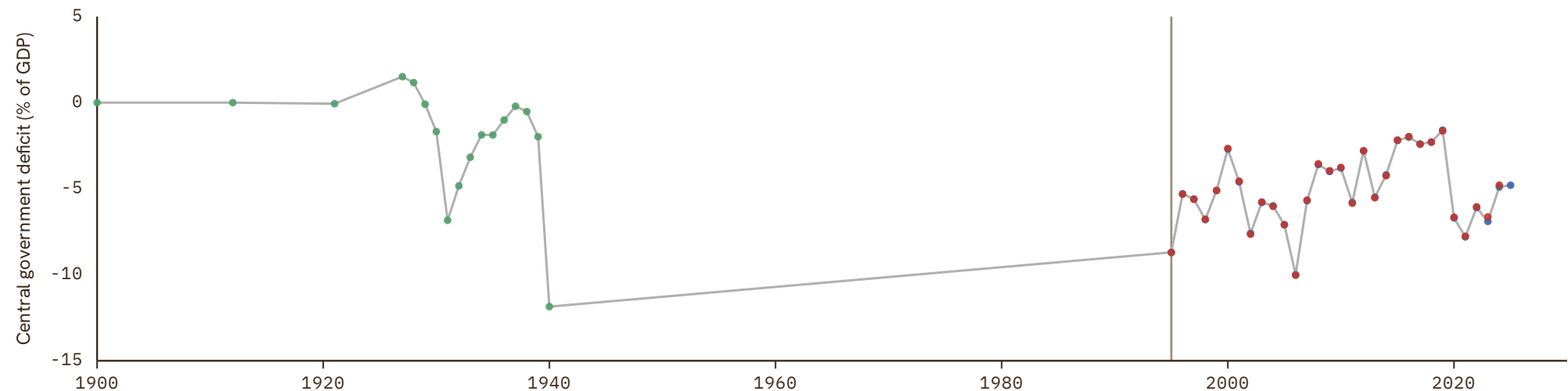
UNIT
in %

1 Source composition

SOURCE	CODE	TIME SPAN	NOTES
Brian Mitchell (2013)	Mitchell	1900 - 1940	Ratio-spliced using overlapping data in 1941: (ratio = 100%).
Eurostat (2025)	EUS	1995 - 2025	Baseline source, overlaps with anchor year 2015.

2 Harmonised series

— GMD estimate | Source change ● EUS ● IMF GFS ● Mitchell



Iceland

COVERAGE
1990–2025

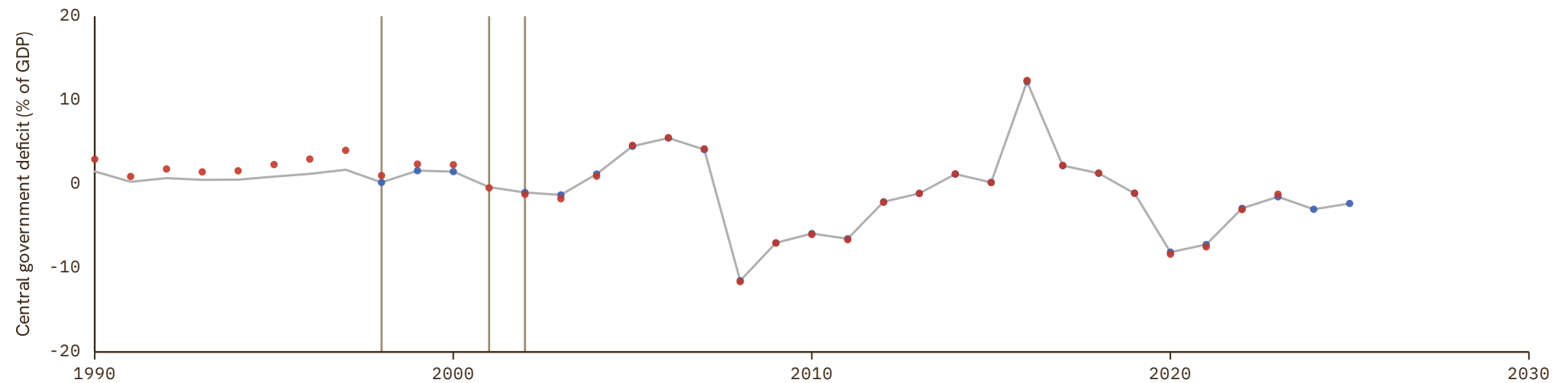
UNIT
in %

1 Source composition

SOURCE	CODE	TIME SPAN	NOTES
International Monetary Fund (2024)	IMF GFS	1990 - 1997	Ratio-spliced using overlapping data in 1998: (ratio = 100%).
Eurostat (2025)	EUS	1998 - 2000	Ratio-spliced using overlapping data in 2001: (ratio = 100%).
International Monetary Fund (2024)	IMF GFS	2001 - 2001	Ratio-spliced using overlapping data in 2002: (ratio = 100%).
Eurostat (2025)	EUS	2002 - 2025	Baseline source, overlaps with anchor year 2015.

2 Harmonised series

— GMD estimate | Source change ● EUS ● IMF GFS



India

COVERAGE
1948–2010

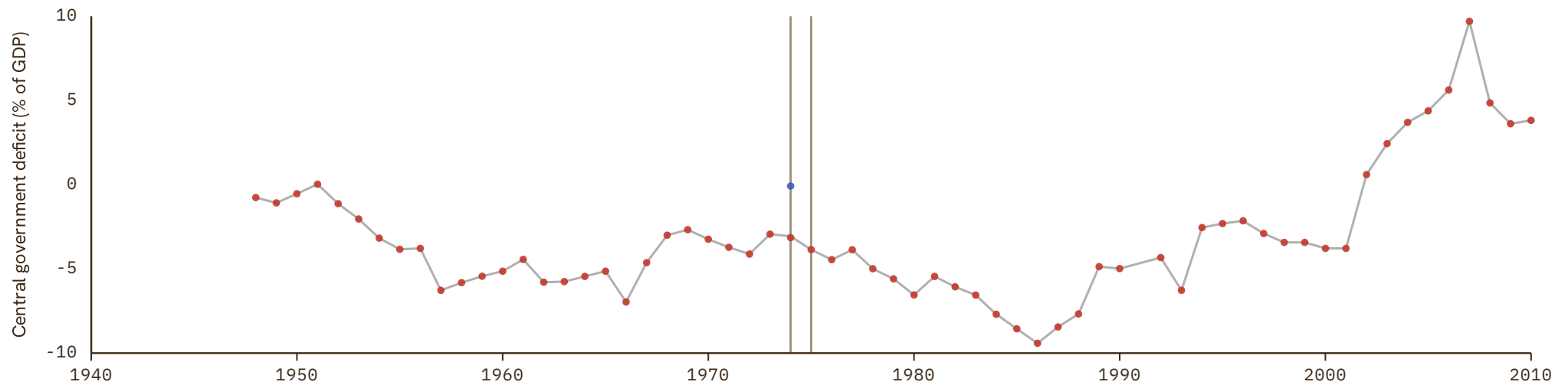
UNIT
in %

1 Source composition

SOURCE	CODE	TIME SPAN	NOTES
Brian Mitchell (2013)	Mitchell	1948 - 1973	Ratio-spliced using overlapping data in 1974: (ratio = 100%).
International Monetary Fund (2024)	IMF GFS	1974 - 1974	Ratio-spliced using overlapping data in 1975: (ratio = 100%).
Brian Mitchell (2013)	Mitchell	1975 - 2010	Ratio-spliced using overlapping data in 2011: (ratio = 100%).

2 Harmonised series

— GMD estimate | Source change ● IMF GFS ● Mitchell



Indonesia

COVERAGE
1921-2023

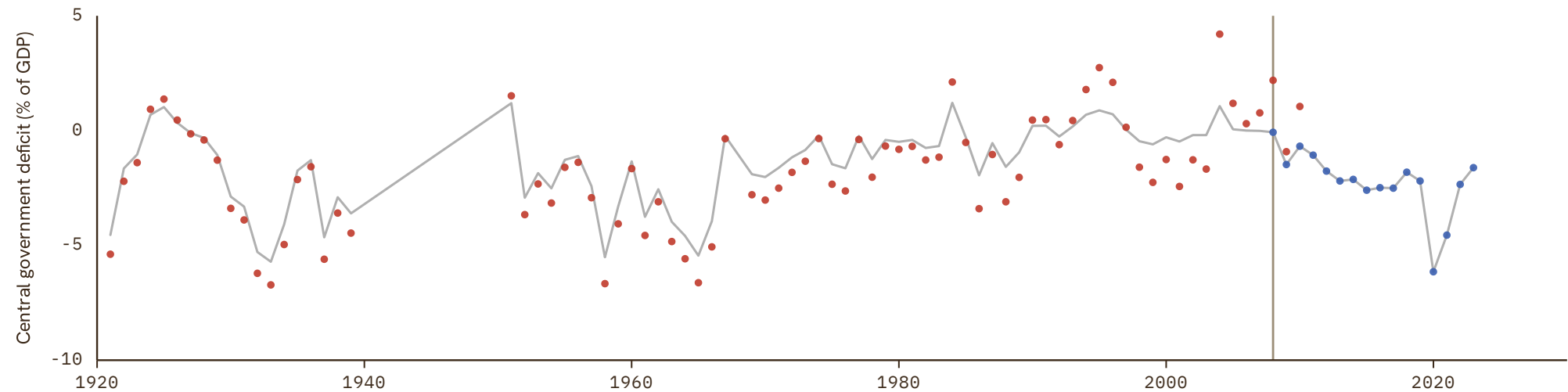
UNIT
in %

1 Source composition

SOURCE	CODE	TIME SPAN	NOTES
Brian Mitchell (2013)	Mitchell	1921 - 2007	Ratio-spliced using overlapping data in 2008: (ratio = 100%).
International Monetary Fund (2024)	IMF GFS	2008 - 2023	Baseline source, overlaps with anchor year 2015.

2 Harmonised series

— GMD estimate | | Source change ● IMF GFS ● Mitchell



Iran

COVERAGE
1961–2009

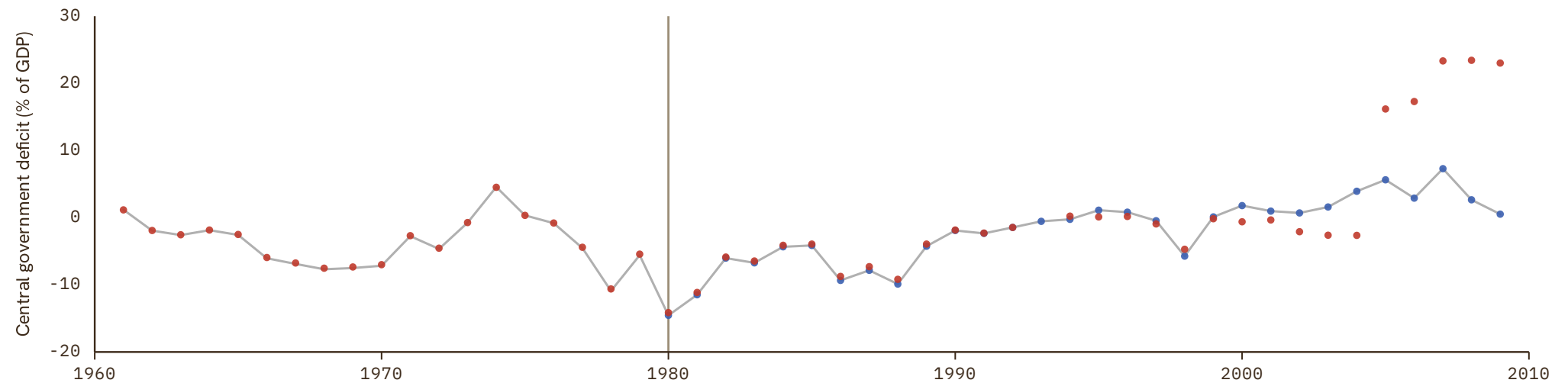
UNIT
in %

1 Source composition

SOURCE	CODE	TIME SPAN	NOTES
Brian Mitchell (2013)	Mitchell	1961 - 1979	Ratio-spliced using overlapping data in 1980: (ratio = 100%).
International Monetary Fund (2024)	IMF GFS	1980 - 2009	Ratio-spliced using overlapping data in 2010: (ratio = 100%).

2 Harmonised series

— GMD estimate | Source change ● IMF GFS ● Mitchell



Iraq

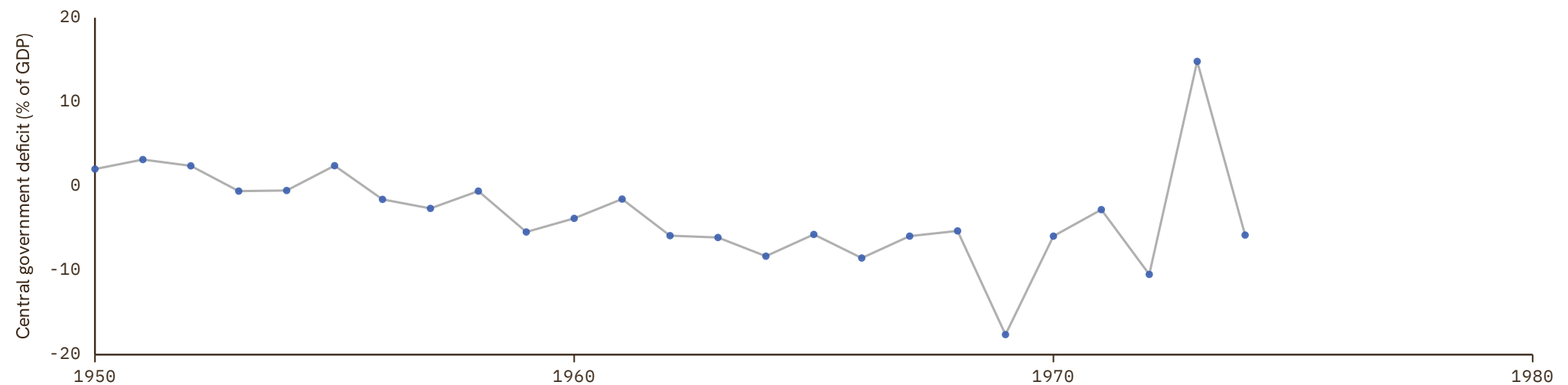
COVERAGE
1950–1974UNIT
in %

1 Source composition

SOURCE	CODE	TIME SPAN	NOTES
Brian Mitchell (2013)	Mitchell	1950 - 1974	Ratio-spliced using overlapping data in 1975: (ratio = 100%).

2 Harmonised series

— GMD estimate ● Mitchell



Ireland

COVERAGE
1947-2025

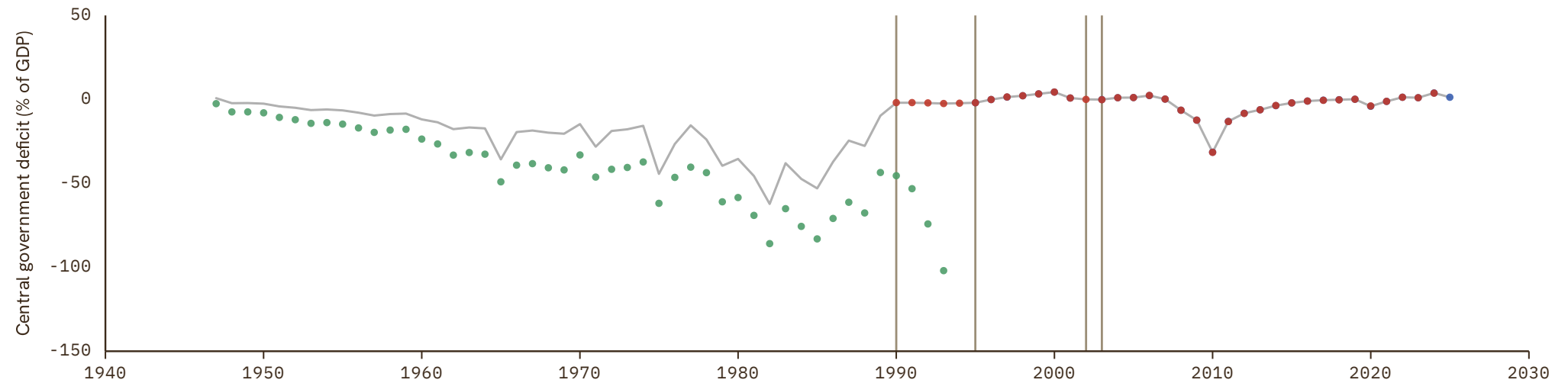
UNIT
in %

1 Source composition

SOURCE	CODE	TIME SPAN	NOTES
Brian Mitchell (2013)	Mitchell	1947 - 1989	Ratio-spliced using overlapping data in 1990: (ratio = 100%).
International Monetary Fund (2024)	IMF GFS	1990 - 1994	Ratio-spliced using overlapping data in 1995: (ratio = 100%).
Eurostat (2025)	EUS	1995 - 2001	Ratio-spliced using overlapping data in 2002: (ratio = 100%).
International Monetary Fund (2024)	IMF GFS	2002 - 2002	Ratio-spliced using overlapping data in 2003: (ratio = 100%).
Eurostat (2025)	EUS	2003 - 2025	Baseline source, overlaps with anchor year 2015.

2 Harmonised series

— GMD estimate | Source change ● EUS ● IMF GFS ● Mitchell



Israel

COVERAGE
1950–2024

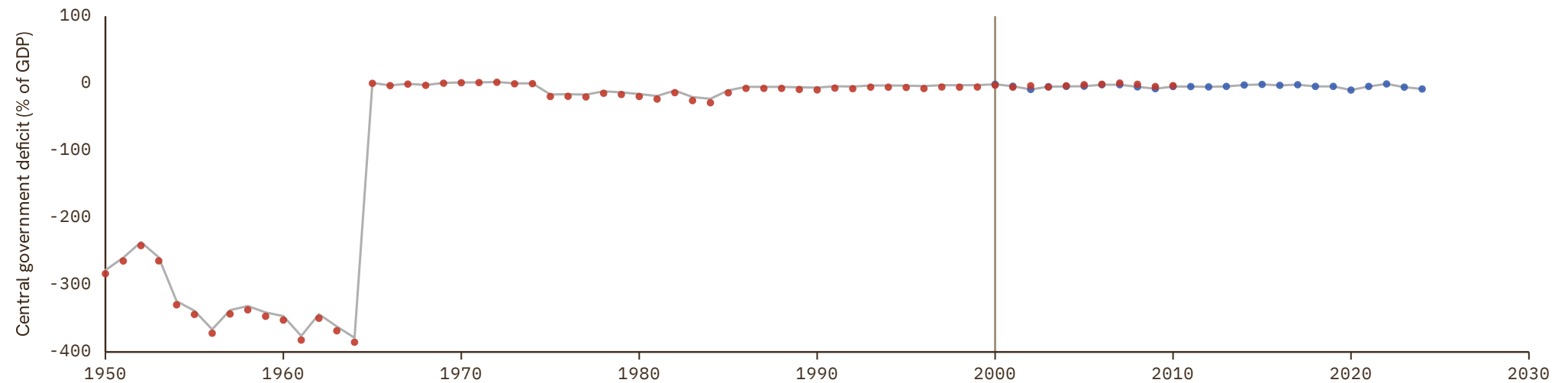
UNIT
in %

1 Source composition

SOURCE	CODE	TIME SPAN	NOTES
Brian Mitchell (2013)	Mitchell	1950 - 1999	Ratio-spliced using overlapping data in 2000: (ratio = 100%).
International Monetary Fund (2024)	IMF GFS	2000 - 2024	Baseline source, overlaps with anchor year 2015.

2 Harmonised series

— GMD estimate | Source change ● IMF GFS ● Mitchell



Italy

COVERAGE
1862–2025

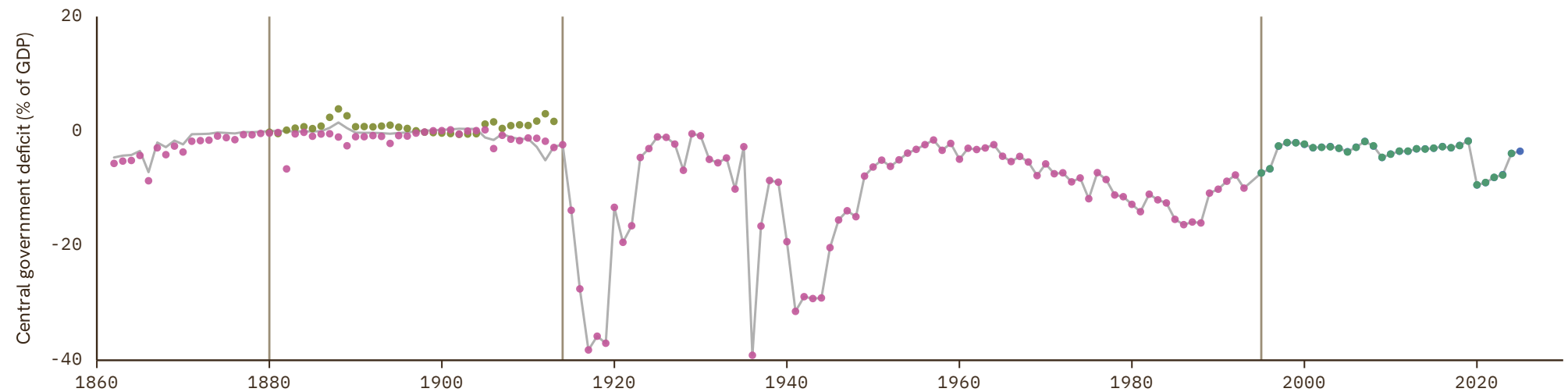
UNIT
in %

1 Source composition

SOURCE	CODE	TIME SPAN	NOTES
Brian Mitchell (2013)	Mitchell	1862 - 1879	Ratio-spliced using overlapping data in 1880: (ratio = 100%).
Marc Flandreau et al. (2004)	FZ	1880 - 1913	Ratio-spliced using overlapping data in 1914: (ratio = 100%).
Brian Mitchell (2013)	Mitchell	1914 - 1993	Ratio-spliced using overlapping data in 1994: (ratio = 100%).
Eurostat (2025)	EUS	1995 - 2025	Baseline source, overlaps with anchor year 2015.

2 Harmonised series

— GMD estimate | Source change ● EUS ● FZ ● IMF GFS ● Mitchell



Ivory Coast

COVERAGE
1960–2024

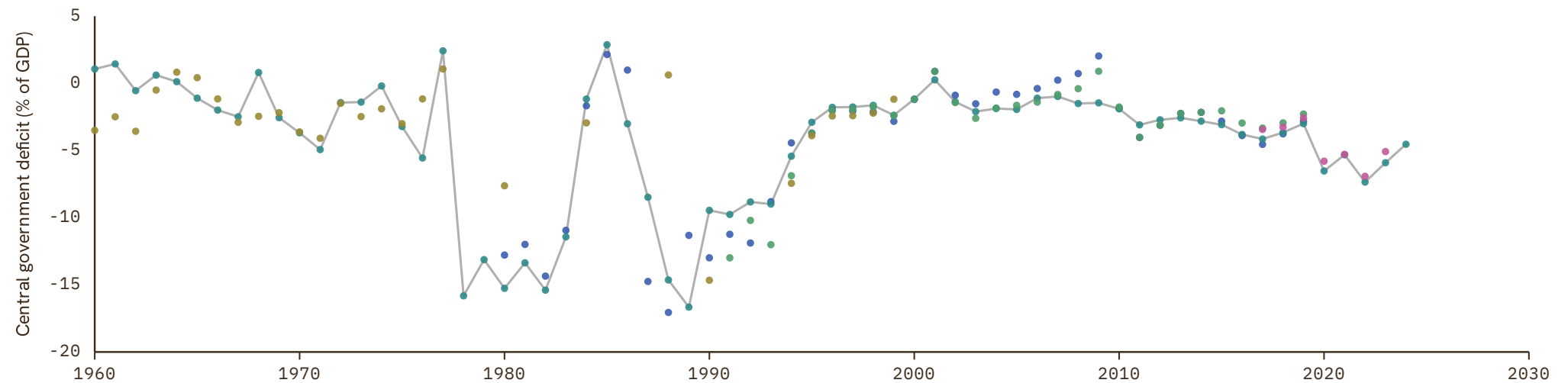
UNIT
in %

1 Source composition

SOURCE	CODE	TIME SPAN	NOTES
BCEAO (2024)	BCEAO	1960 - 2024	Baseline source, overlaps with anchor year 2015.

2 Harmonised series

— GMD estimate ● AFDB ● BCEAO ● FRANC ZONE ● IMF GFS ● Mitchell



Jamaica

COVERAGE
1929–1992

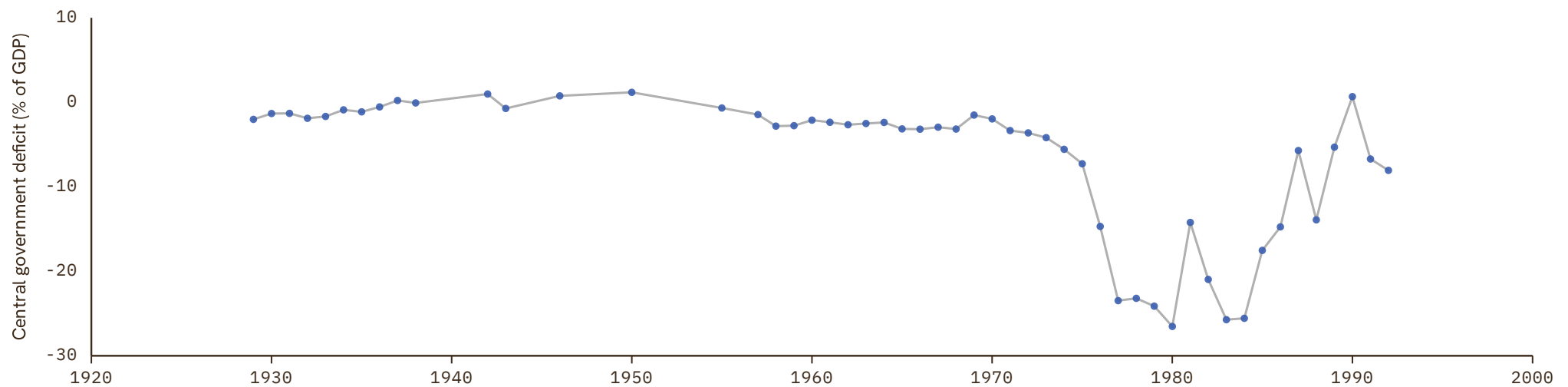
UNIT
in %

1 Source composition

SOURCE	CODE	TIME SPAN	NOTES
Brian Mitchell (2013)	Mitchell	1929 - 1992	Ratio-spliced using overlapping data in 1993: (ratio = 100%).

2 Harmonised series

— GMD estimate ● Mitchell



Japan

COVERAGE
1885–2024

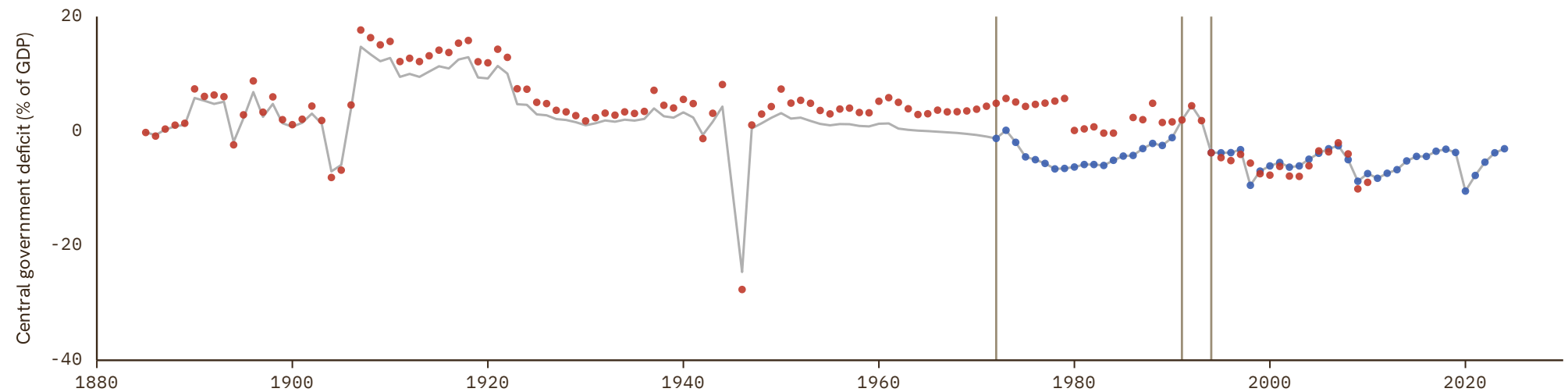
UNIT
in %

1 Source composition

SOURCE	CODE	TIME SPAN	NOTES
Brian Mitchell (2013)	Mitchell	1885 - 1971	Ratio-spliced using overlapping data in 1972: (ratio = 100%).
International Monetary Fund (2024)	IMF GFS	1972 - 1990	Ratio-spliced using overlapping data in 1991: (ratio = 100%).
Brian Mitchell (2013)	Mitchell	1991 - 1993	Ratio-spliced using overlapping data in 1994: (ratio = 100%).
International Monetary Fund (2024)	IMF GFS	1994 - 2024	Baseline source, overlaps with anchor year 2015.

2 Harmonised series

— GMD estimate | Source change ● IMF GFS ● Mitchell



Jordan

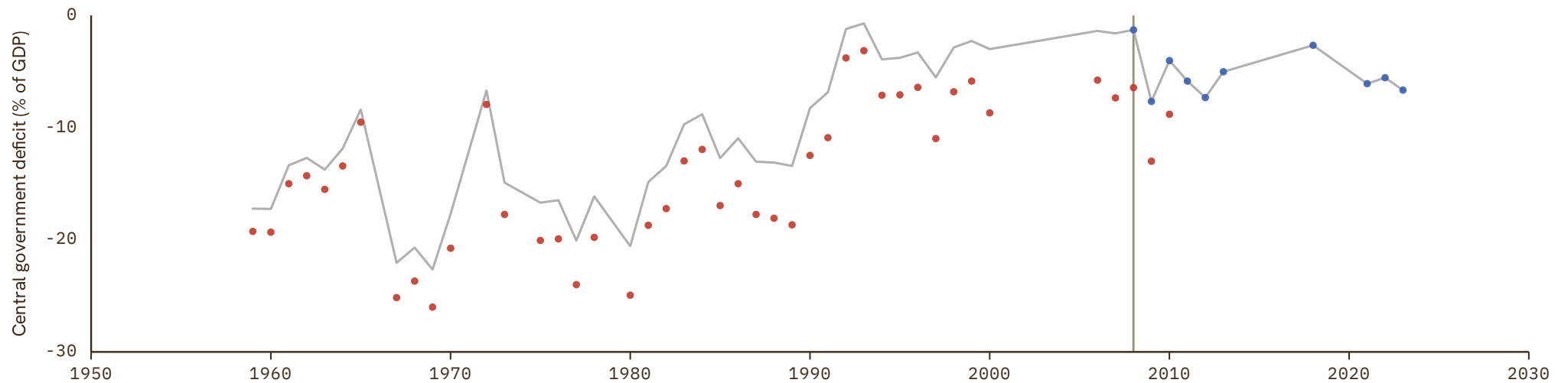
COVERAGE | UNIT
1959-2023 | in %

1 Source composition

SOURCE	CODE	TIME SPAN	NOTES
Brian Mitchell (2013)	Mitchell	1959 - 2007	Ratio-spliced using overlapping data in 2008: (ratio = 100%).
International Monetary Fund (2024)	IMF GFS	2008 - 2023	Baseline source, overlaps with anchor year 2015.

2 Harmonised series

— GMD estimate | | Source change ● IMF GFS ● Mitchell



Kazakhstan

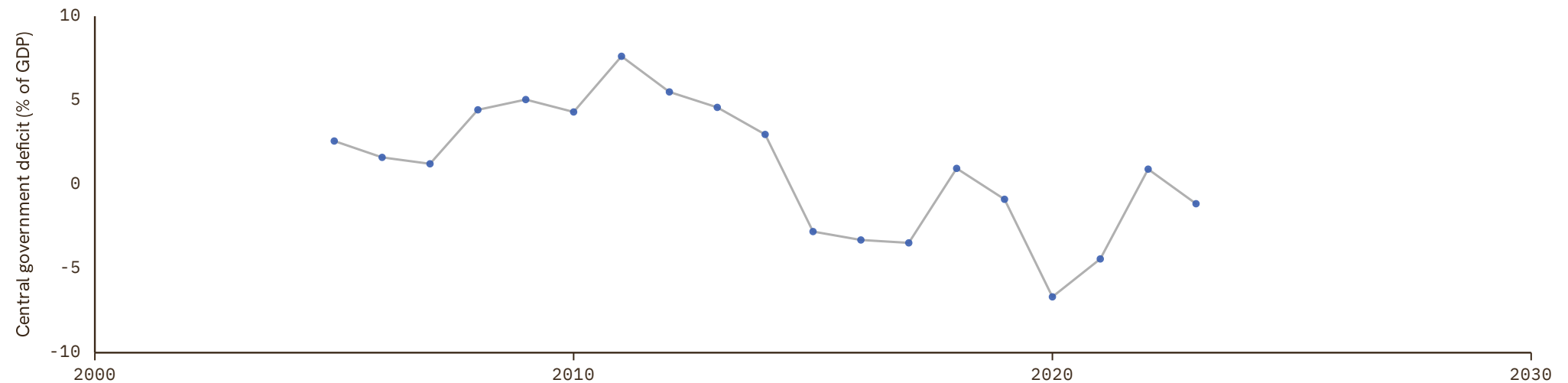
COVERAGE
2005–2023UNIT
in %

1 Source composition

SOURCE	CODE	TIME SPAN	NOTES
International Monetary Fund (2024)	IMF GFS	2005 - 2023	Baseline source, overlaps with anchor year 2015.

2 Harmonised series

— GMD estimate ● IMF GFS



Kenya

COVERAGE
1955–2023

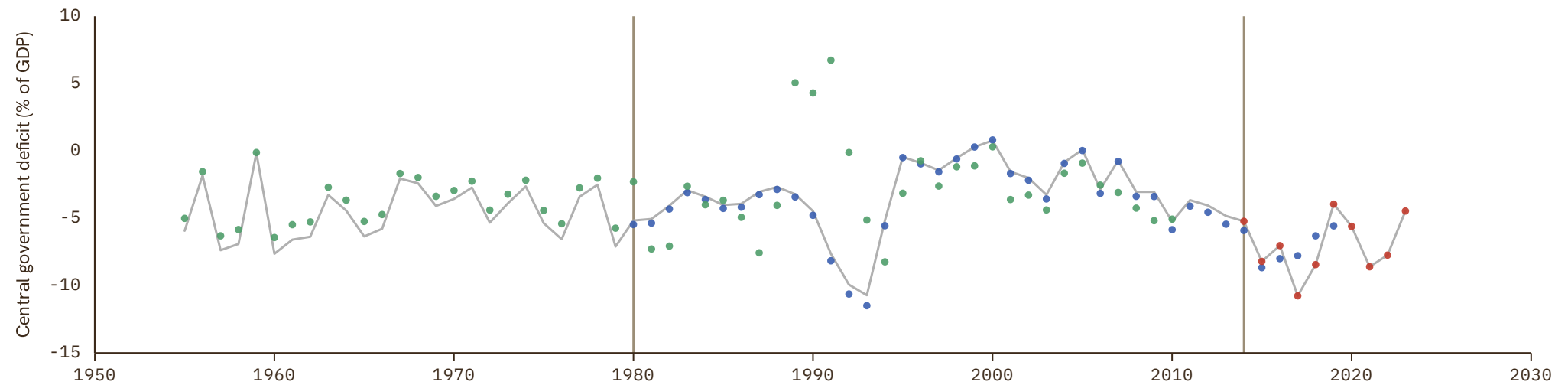
UNIT
in %

1 Source composition

SOURCE	CODE	TIME SPAN	NOTES
Brian Mitchell (2013)	Mitchell	1955 - 1979	Ratio-spliced using overlapping data in 1980: (ratio = 100%).
African Development Bank (2018)	AFDB	1980 - 2013	Ratio-spliced using overlapping data in 2014: (ratio = 100%).
International Monetary Fund (2024)	IMF GFS	2014 - 2023	Baseline source, overlaps with anchor year 2015.

2 Harmonised series

— GMD estimate | Source change ● AFDB ● IMF GFS ● Mitchell



Kuwait

 COVERAGE
1964–2015

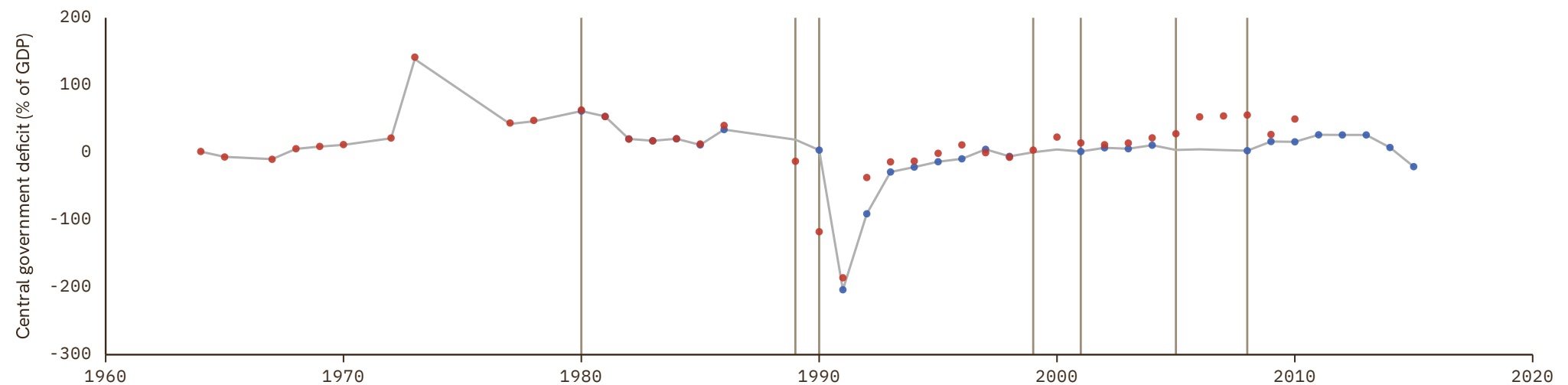
 UNIT
in %

1 Source composition

SOURCE	CODE	TIME SPAN	NOTES
Brian Mitchell (2013)	Mitchell	1964 - 1978	Ratio-spliced using overlapping data in 1979: (ratio = 100%).
International Monetary Fund (2024)	IMF GFS	1980 - 1986	Ratio-spliced using overlapping data in 1987: (ratio = 100%).
Brian Mitchell (2013)	Mitchell	1989 - 1989	Ratio-spliced using overlapping data in 1990: (ratio = 100%).
International Monetary Fund (2024)	IMF GFS	1990 - 1998	Ratio-spliced using overlapping data in 1999: (ratio = 100%).
Brian Mitchell (2013)	Mitchell	1999 - 2000	Ratio-spliced using overlapping data in 2001: (ratio = 100%).
International Monetary Fund (2024)	IMF GFS	2001 - 2004	Ratio-spliced using overlapping data in 2005: (ratio = 100%).
Brian Mitchell (2013)	Mitchell	2005 - 2007	Ratio-spliced using overlapping data in 2008: (ratio = 100%).
International Monetary Fund (2024)	IMF GFS	2008 - 2015	Ratio-spliced using overlapping data in 2016: (ratio = 100%).

2 Harmonised series

— GMD estimate | Source change ● IMF GFS ● Mitchell



Kyrgyzstan

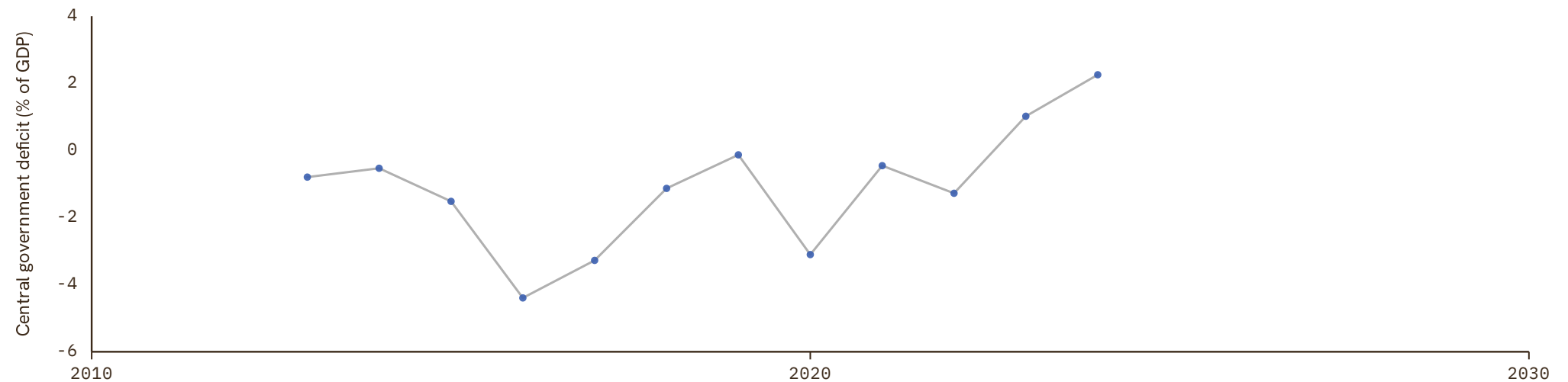
COVERAGE
2013–2024UNIT
in %

1 Source composition

SOURCE	CODE	TIME SPAN	NOTES
International Monetary Fund (2024)	IMF GFS	2013 - 2024	Baseline source, overlaps with anchor year 2015.

2 Harmonised series

— GMD estimate ● IMF GFS



Latvia

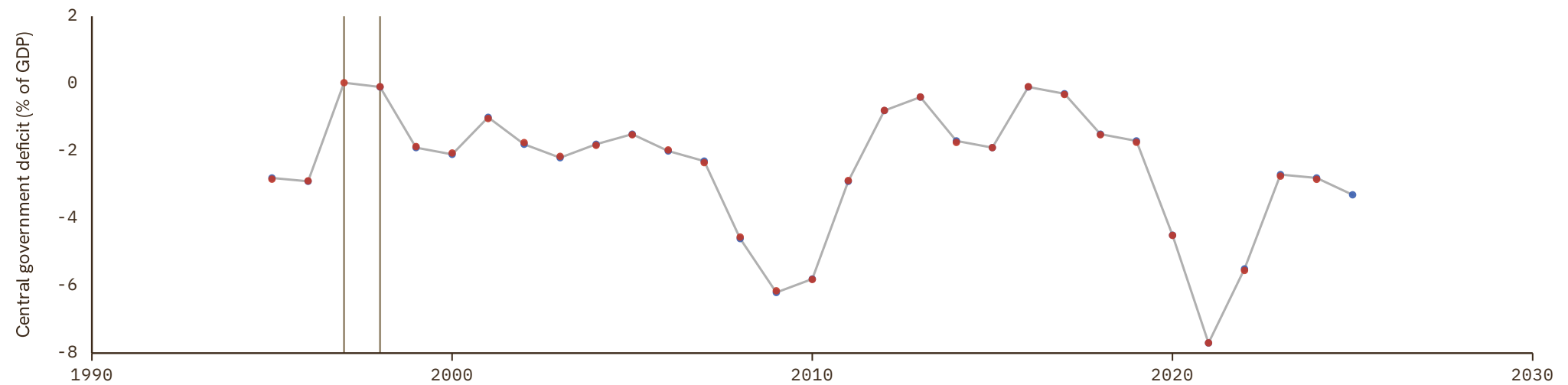
COVERAGE	UNIT
1995–2025	in %

1 Source composition

SOURCE	CODE	TIME SPAN	NOTES
Eurostat (2025)	EUS	1995 - 1996	Ratio-spliced using overlapping data in 1997: (ratio = 100%).
International Monetary Fund (2024)	IMF GFS	1997 - 1997	Ratio-spliced using overlapping data in 1998: (ratio = 100%).
Eurostat (2025)	EUS	1998 - 2025	Baseline source, overlaps with anchor year 2015.

2 Harmonised series

— GMD estimate | Source change ● EUS ● IMF GFS



Lesotho

COVERAGE
1972–2019

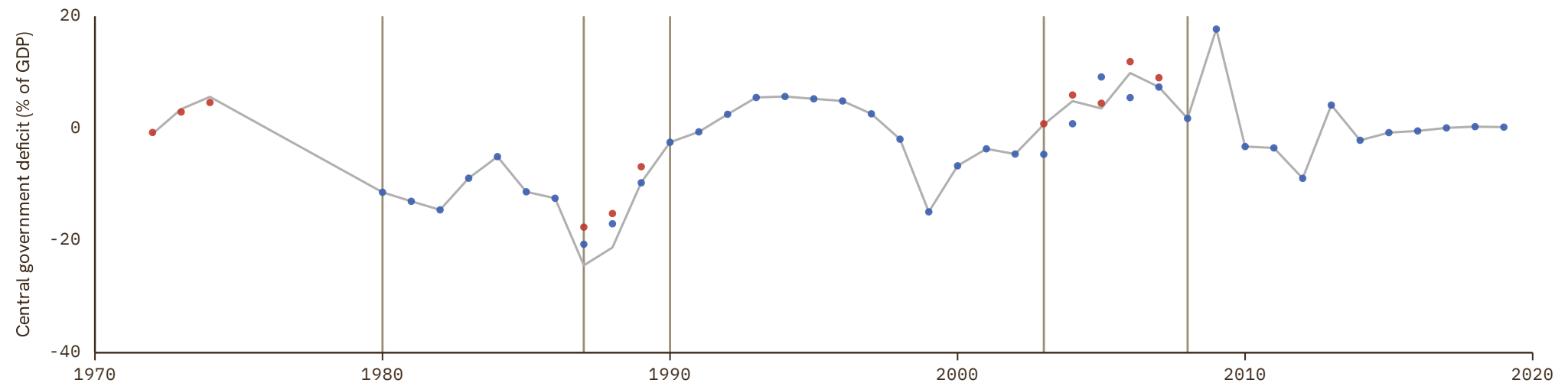
UNIT
in %

1 Source composition

SOURCE	CODE	TIME SPAN	NOTES
International Monetary Fund (2024)	IMF GFS	1972 - 1974	Ratio-spliced using overlapping data in 1975: (ratio = 100%).
African Development Bank (2018)	AFDB	1980 - 1986	Ratio-spliced using overlapping data in 1987: (ratio = 100%).
International Monetary Fund (2024)	IMF GFS	1987 - 1989	Ratio-spliced using overlapping data in 1990: (ratio = 100%).
African Development Bank (2018)	AFDB	1990 - 2002	Ratio-spliced using overlapping data in 2003: (ratio = 100%).
International Monetary Fund (2024)	IMF GFS	2003 - 2007	Ratio-spliced using overlapping data in 2008: (ratio = 100%).
African Development Bank (2018)	AFDB	2008 - 2019	Baseline source, overlaps with anchor year 2015.

2 Harmonised series

— GMD estimate | Source change ● AFDB ● IMF GFS



Liberia

COVERAGE
1964–2019

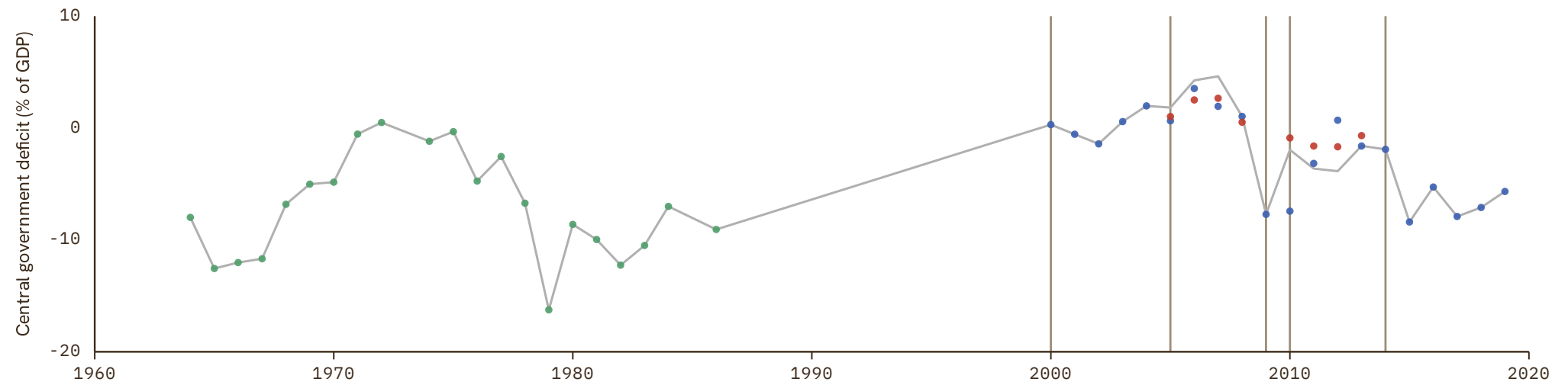
UNIT
in %

1 Source composition

SOURCE	CODE	TIME SPAN	NOTES
Brian Mitchell (2013)	Mitchell	1964 - 1986	Ratio-spliced using overlapping data in 1987: (ratio = 100%).
African Development Bank (2018)	AFDB	2000 - 2004	Ratio-spliced using overlapping data in 2005: (ratio = 100%).
International Monetary Fund (2024)	IMF GFS	2005 - 2008	Ratio-spliced using overlapping data in 2009: (ratio = 100%).
African Development Bank (2018)	AFDB	2009 - 2009	Ratio-spliced using overlapping data in 2010: (ratio = 100%).
International Monetary Fund (2024)	IMF GFS	2010 - 2013	Ratio-spliced using overlapping data in 2014: (ratio = 100%).
African Development Bank (2018)	AFDB	2014 - 2019	Baseline source, overlaps with anchor year 2015.

2 Harmonised series

— GMD estimate | Source change ● AFDB ● IMF GFS ● Mitchell



Libya

COVERAGE
1963–2019

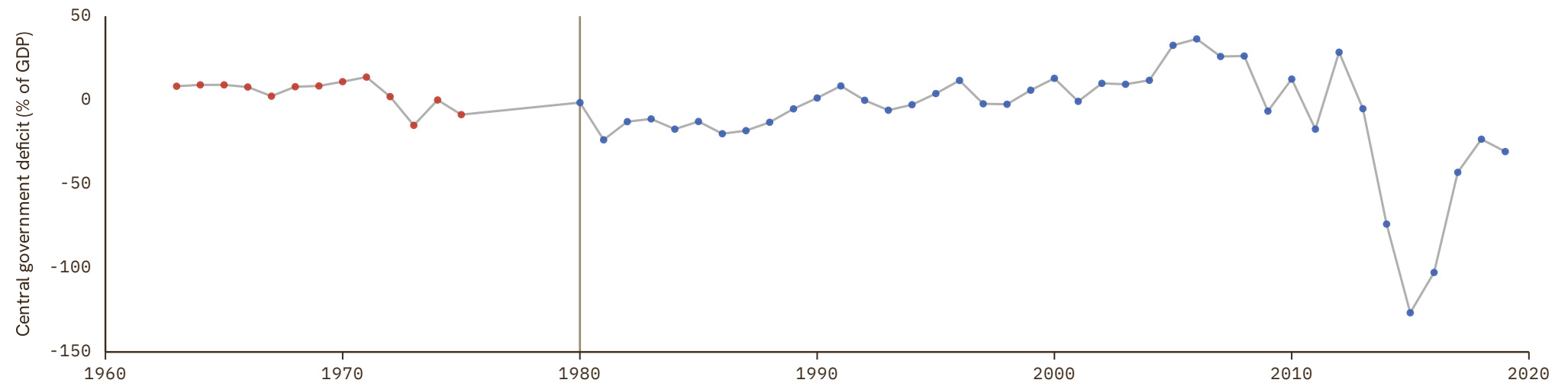
UNIT
in %

1 Source composition

SOURCE	CODE	TIME SPAN	NOTES
Brian Mitchell (2013)	Mitchell	1963 - 1975	Ratio-spliced using overlapping data in 1976: (ratio = 100%).
African Development Bank (2018)	AFDB	1980 - 2019	Baseline source, overlaps with anchor year 2015.

2 Harmonised series

— GMD estimate | Source change ● AFDB ● Mitchell



Lithuania

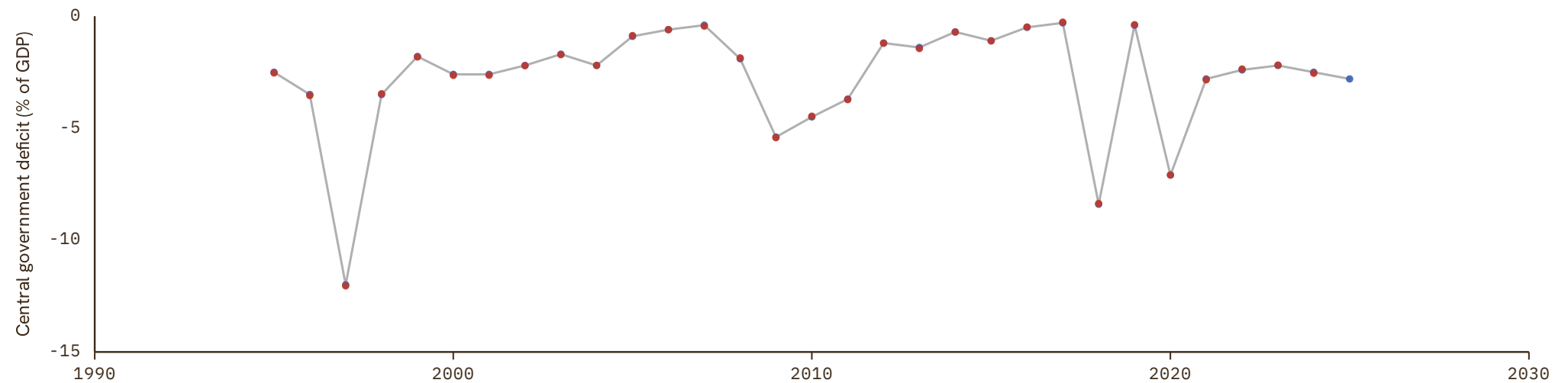
COVERAGE
1995–2025UNIT
in %

1 Source composition

SOURCE	CODE	TIME SPAN	NOTES
Eurostat (2025)	EUS	1995 - 2025	Baseline source, overlaps with anchor year 2015.

2 Harmonised series

— GMD estimate ● EUS ● IMF GFS



Luxembourg

COVERAGE
1995–2025UNIT
in %

1 Source composition

SOURCE	CODE	TIME SPAN	NOTES
Eurostat (2025)	EUS	1995 - 2025	Baseline source, overlaps with anchor year 2015.

2 Harmonised series

— GMD estimate ● EUS ● IMF GFS



Macedonia

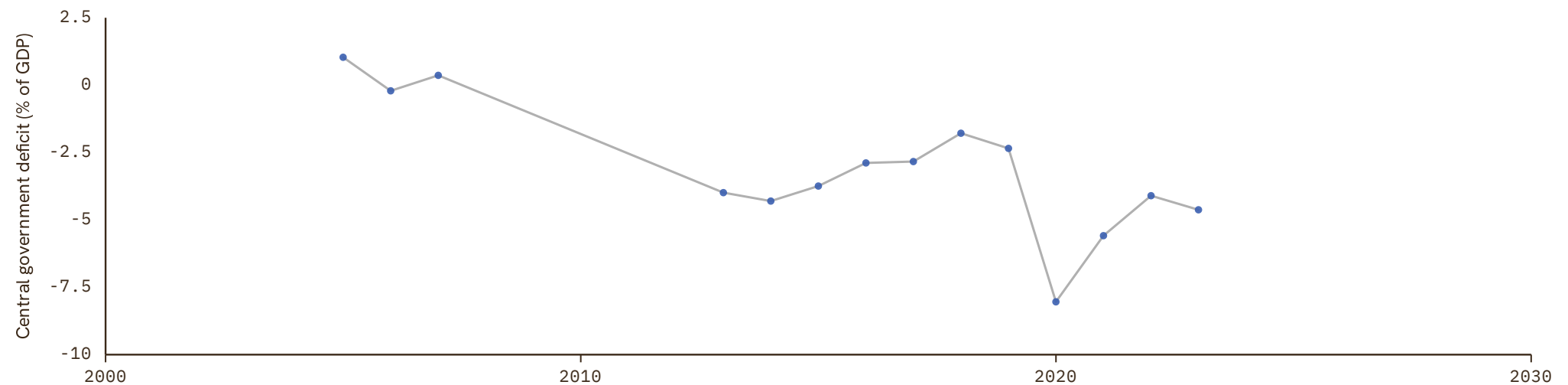
COVERAGE
2005–2023UNIT
in %

1 Source composition

SOURCE	CODE	TIME SPAN	NOTES
International Monetary Fund (2024)	IMF GFS	2005 - 2023	Baseline source, overlaps with anchor year 2015.

2 Harmonised series

— GMD estimate ● IMF GFS



Madagascar

COVERAGE
1950–2019

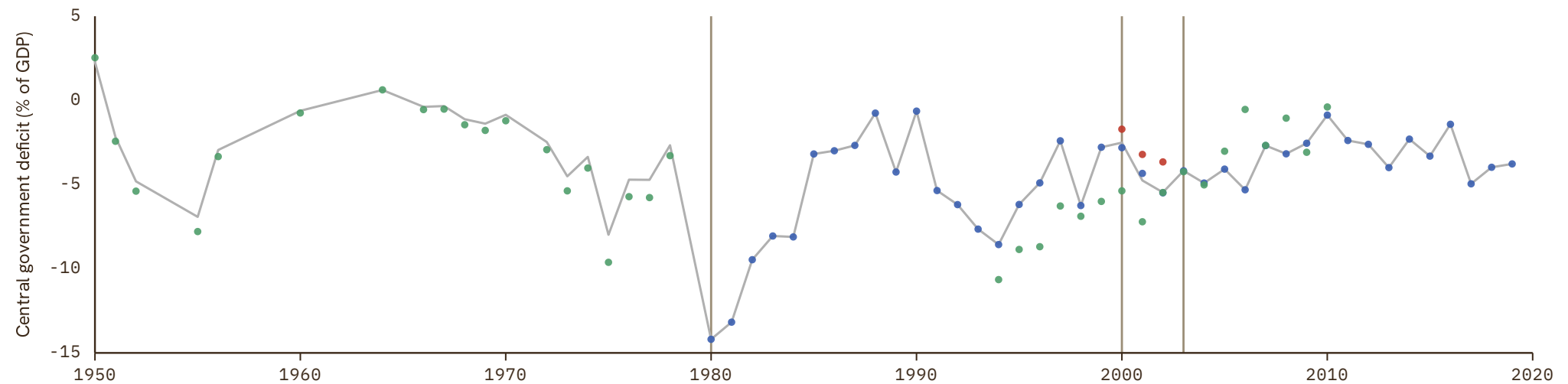
UNIT
in %

1 Source composition

SOURCE	CODE	TIME SPAN	NOTES
Brian Mitchell (2013)	Mitchell	1950 - 1978	Ratio-spliced using overlapping data in 1979: (ratio = 100%).
African Development Bank (2018)	AFDB	1980 - 1999	Ratio-spliced using overlapping data in 2000: (ratio = 100%).
International Monetary Fund (2024)	IMF GFS	2000 - 2002	Ratio-spliced using overlapping data in 2003: (ratio = 100%).
African Development Bank (2018)	AFDB	2003 - 2019	Baseline source, overlaps with anchor year 2015.

2 Harmonised series

— GMD estimate | Source change ● AFDB ● IMF GFS ● Mitchell



Malawi

COVERAGE
1954–2019

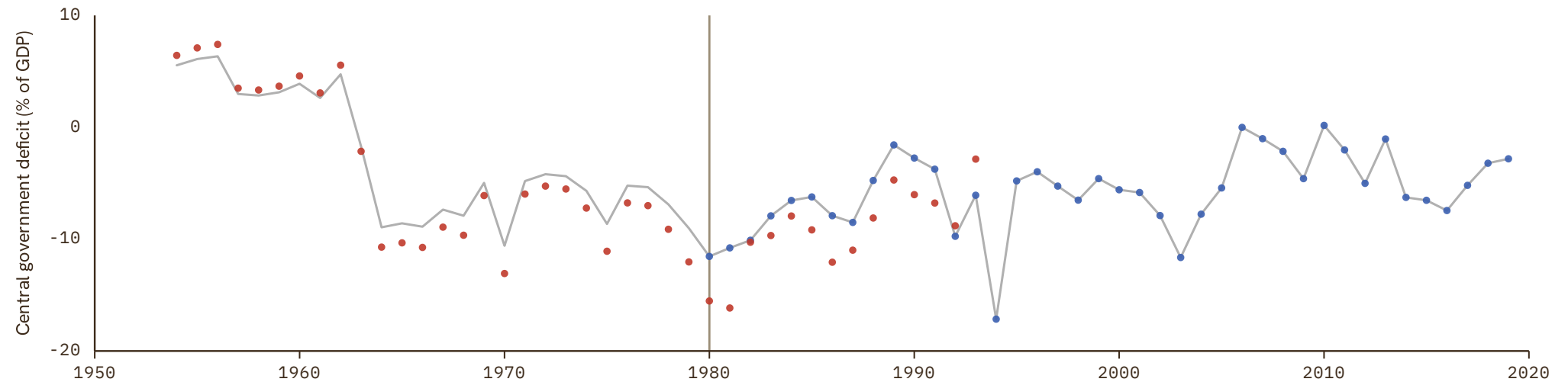
UNIT
in %

1 Source composition

SOURCE	CODE	TIME SPAN	NOTES
Brian Mitchell (2013)	Mitchell	1954 - 1979	Ratio-spliced using overlapping data in 1980: (ratio = 100%).
African Development Bank (2018)	AFDB	1980 - 2019	Baseline source, overlaps with anchor year 2015.

2 Harmonised series

— GMD estimate | | Source change ● AFDB ● Mitchell



Malaysia

COVERAGE
1949-2010

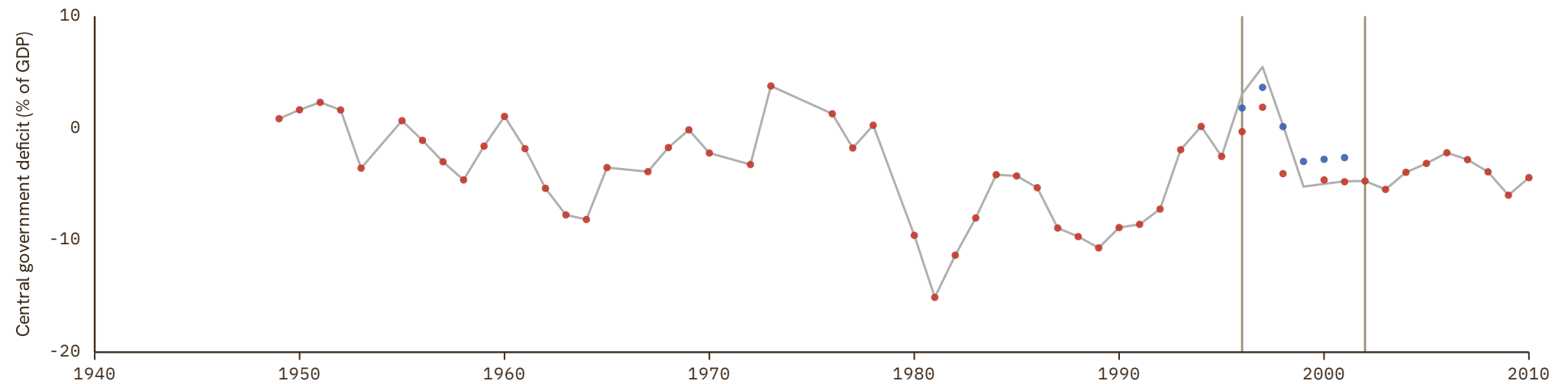
UNIT
in %

1 Source composition

SOURCE	CODE	TIME SPAN	NOTES
Brian Mitchell (2013)	Mitchell	1949 - 1995	Ratio-spliced using overlapping data in 1996: (ratio = 100%).
International Monetary Fund (2024)	IMF GFS	1996 - 2001	Ratio-spliced using overlapping data in 2002: (ratio = 100%).
Brian Mitchell (2013)	Mitchell	2002 - 2010	Ratio-spliced using overlapping data in 2011: (ratio = 100%).

2 Harmonised series

— GMD estimate | Source change ● IMF GFS ● Mitchell



Maldives

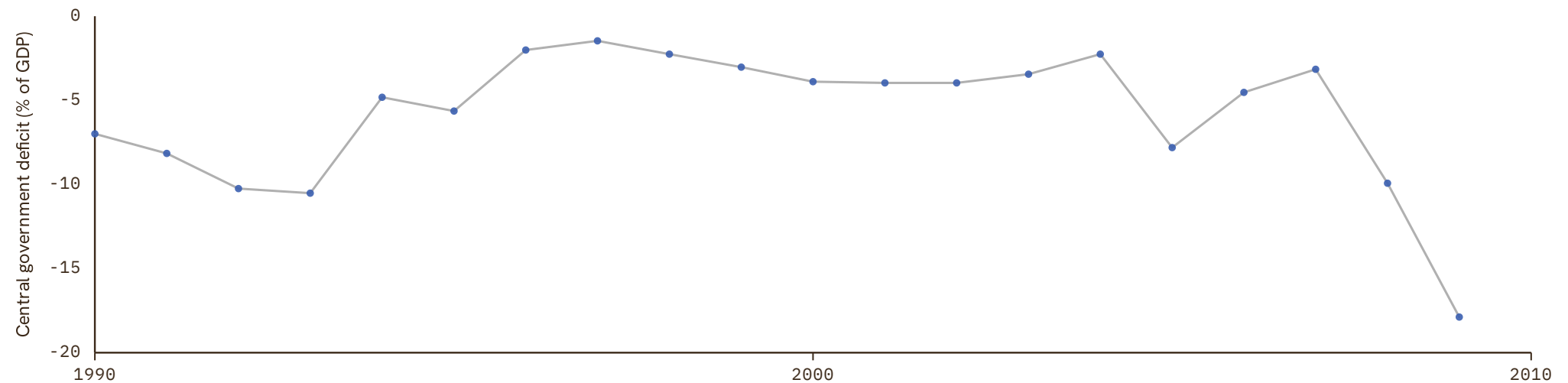
COVERAGE
1990–2009UNIT
in %

1 Source composition

SOURCE	CODE	TIME SPAN	NOTES
International Monetary Fund (2024)	IMF GFS	1990 - 2009	Ratio-spliced using overlapping data in 2010: (ratio = 100%).

2 Harmonised series

— GMD estimate ● IMF GFS



Mali

COVERAGE
1967-2024

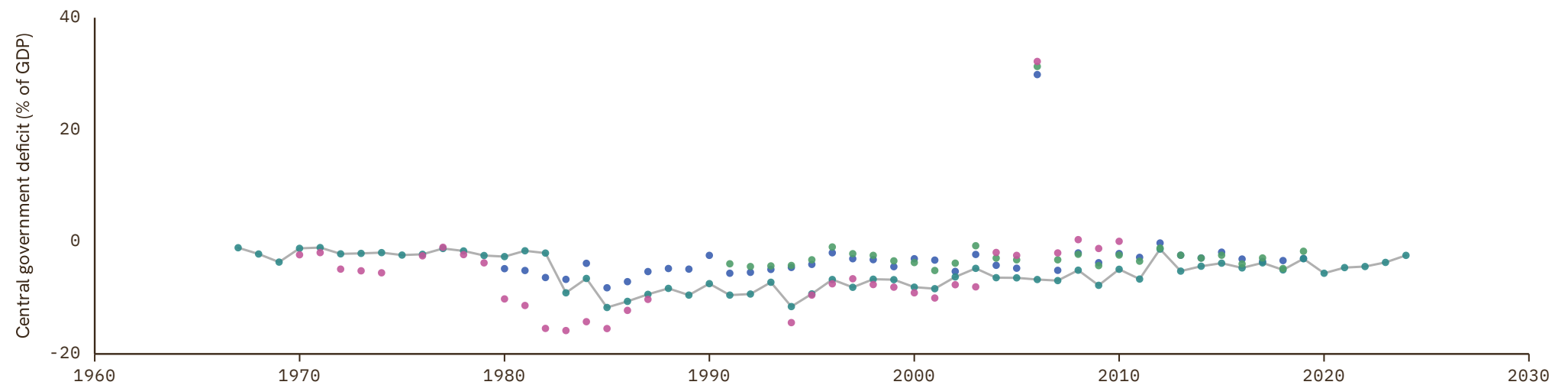
UNIT
in %

1 Source composition

SOURCE	CODE	TIME SPAN	NOTES
BCEAO (2024)	BCEAO	1967 - 2024	Baseline source, overlaps with anchor year 2015.

2 Harmonised series

— GMD estimate ● AFDB ● BCEAO ● FRANC ZONE ● Mitchell



Malta

COVERAGE
1995–2025

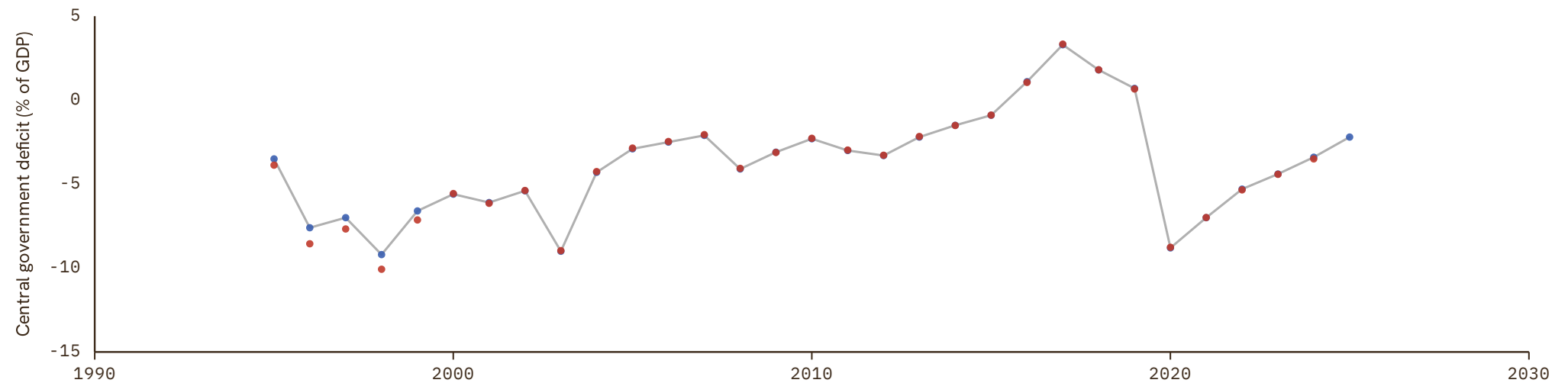
UNIT
in %

1 Source composition

SOURCE	CODE	TIME SPAN	NOTES
Eurostat (2025)	EUS	1995 - 2025	Baseline source, overlaps with anchor year 2015.

2 Harmonised series

— GMD estimate ● EUS ● IMF GFS



Mauritania

COVERAGE
1968–2019

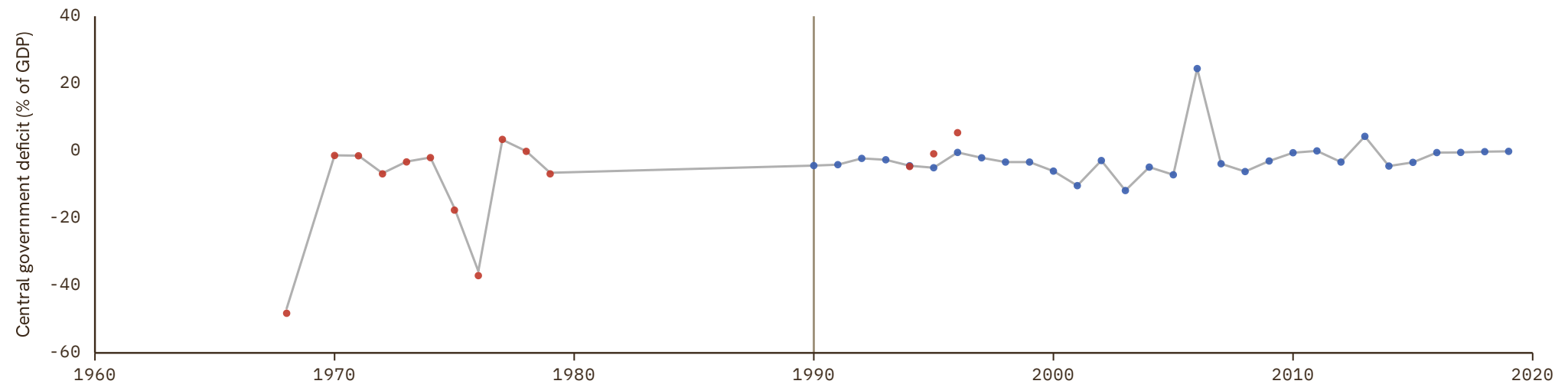
UNIT
in %

1 Source composition

SOURCE	CODE	TIME SPAN	NOTES
Brian Mitchell (2013)	Mitchell	1968 - 1979	Ratio-spliced using overlapping data in 1980: (ratio = 100%).
African Development Bank (2018)	AFDB	1990 - 2019	Baseline source, overlaps with anchor year 2015.

2 Harmonised series

— GMD estimate | Source change ● AFDB ● Mitchell



Mauritius

 COVERAGE
1950–2024

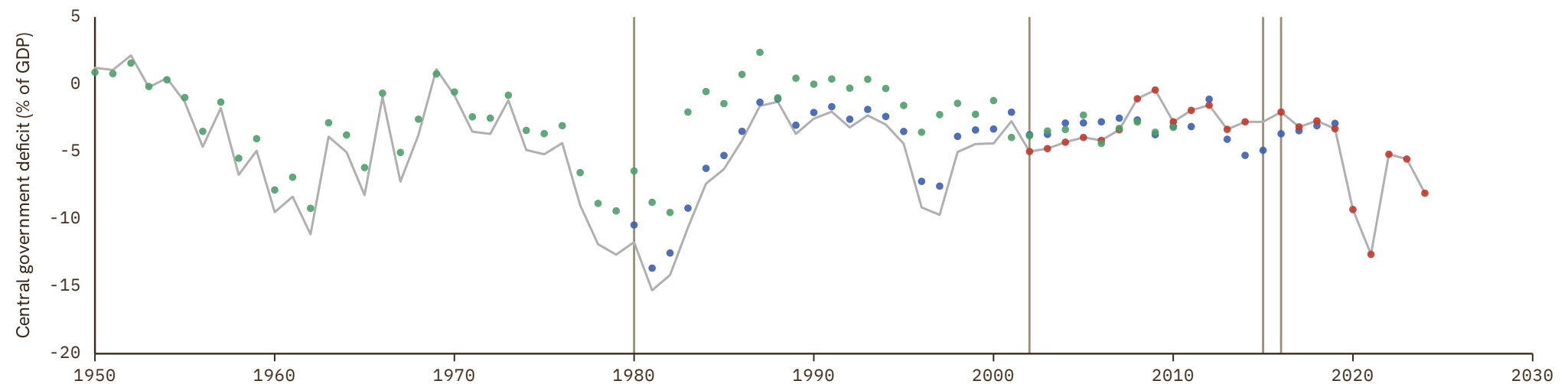
 UNIT
in %

1 Source composition

SOURCE	CODE	TIME SPAN	NOTES
Brian Mitchell (2013)	Mitchell	1950 - 1979	Ratio-spliced using overlapping data in 1980: (ratio = 100%).
African Development Bank (2018)	AFDB	1980 - 2001	Ratio-spliced using overlapping data in 2002: (ratio = 100%).
International Monetary Fund (2024)	IMF GFS	2002 - 2014	Ratio-spliced using overlapping data in 2015: (ratio = 100%).
African Development Bank (2018)	AFDB	2015 - 2015	Ratio-spliced using overlapping data in 2016: (ratio = 100%).
International Monetary Fund (2024)	IMF GFS	2016 - 2024	Ratio-spliced using overlapping data in 2025: (ratio = 100%).

2 Harmonised series

— GMD estimate | Source change ● AFDB ● IMF GFS ● Mitchell



Mexico

COVERAGE
1876–2023

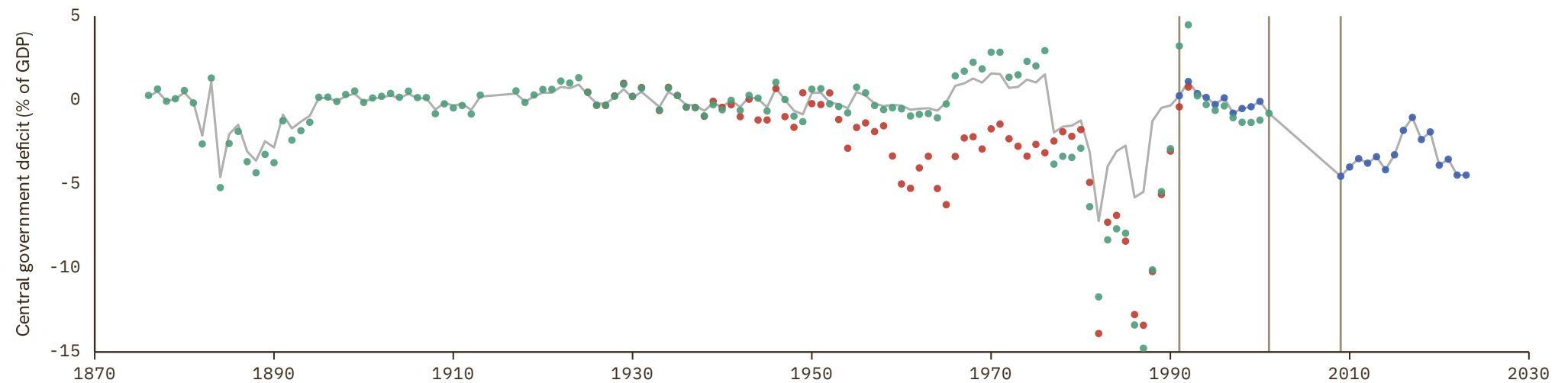
UNIT
in %

1 Source composition

SOURCE	CODE	TIME SPAN	NOTES
Martín Moreno (2026)	CS1 MEX	1876 - 1990	Ratio-spliced using overlapping data in 1991: (ratio = 100%).
International Monetary Fund (2024)	IMF GFS	1991 - 2000	Ratio-spliced using overlapping data in 2001: (ratio = 100%).
Martín Moreno (2026)	CS1 MEX	2001 - 2001	Ratio-spliced using overlapping data in 2002: (ratio = 100%).
International Monetary Fund (2024)	IMF GFS	2009 - 2023	Baseline source, overlaps with anchor year 2015.

2 Harmonised series

— GMD estimate | Source change ● IMF GFS ● Mitchell ● CS1



Moldova

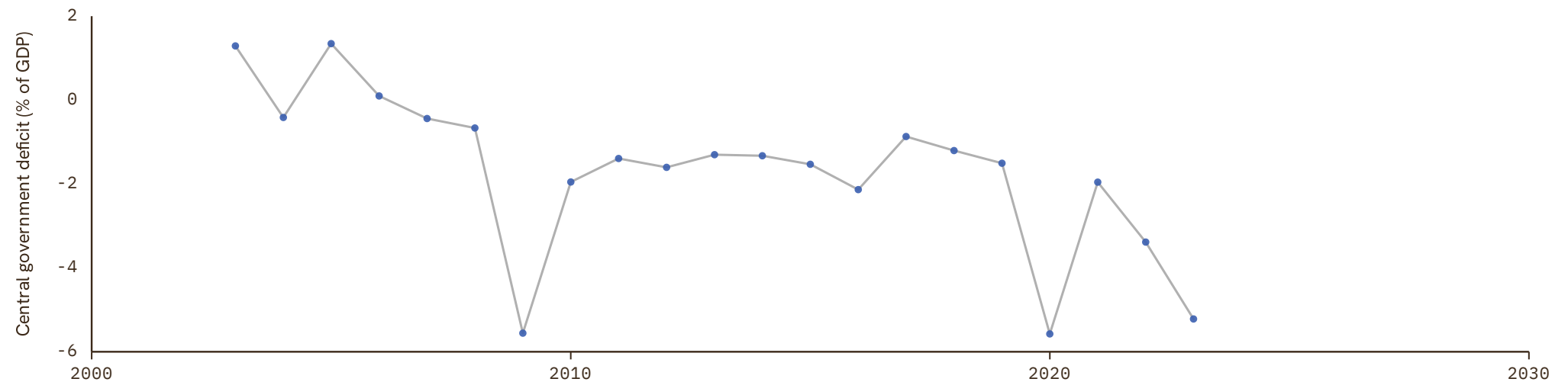
COVERAGE
2003–2023UNIT
in %

1 Source composition

SOURCE	CODE	TIME SPAN	NOTES
International Monetary Fund (2024)	IMF GFS	2003 - 2023	Baseline source, overlaps with anchor year 2015.

2 Harmonised series

— GMD estimate ● IMF GFS



Mongolia

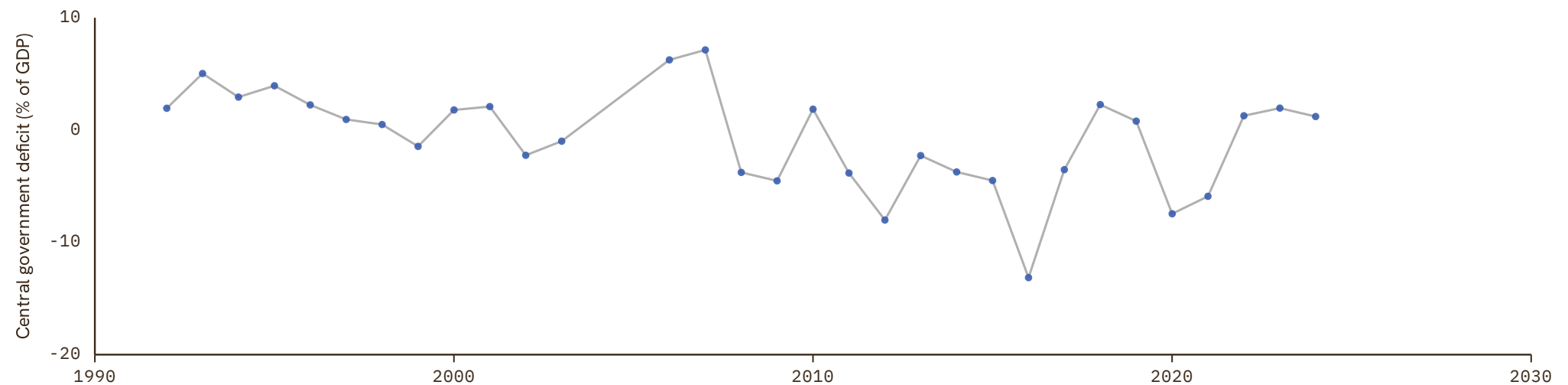
COVERAGE
1992–2024UNIT
in %

1 Source composition

SOURCE	CODE	TIME SPAN	NOTES
International Monetary Fund (2024)	IMF GFS	1992 - 2024	Baseline source, overlaps with anchor year 2015.

2 Harmonised series

— GMD estimate ● IMF GFS



Morocco

COVERAGE
1952–2019

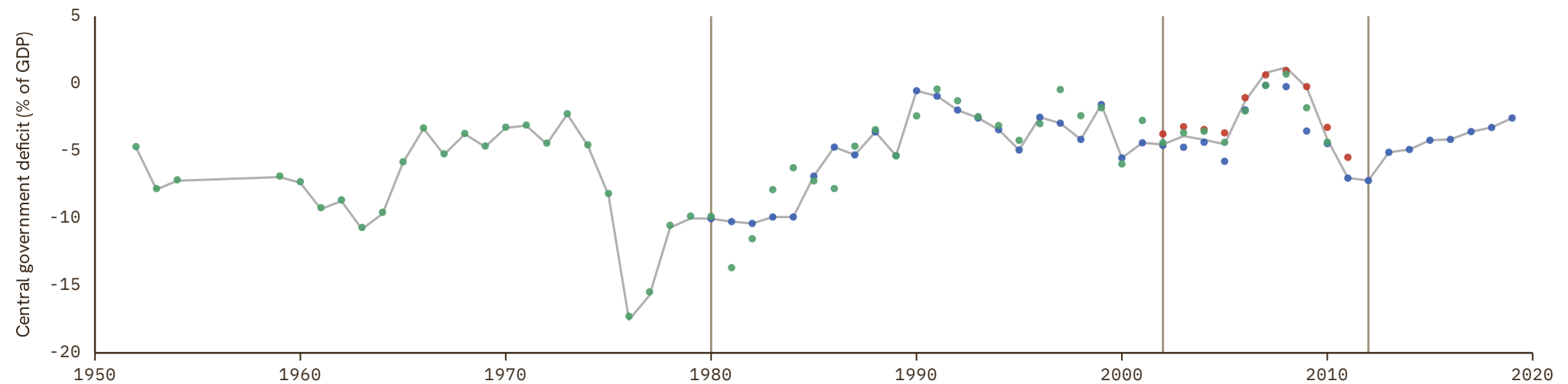
UNIT
in %

1 Source composition

SOURCE	CODE	TIME SPAN	NOTES
Brian Mitchell (2013)	Mitchell	1952 - 1979	Ratio-spliced using overlapping data in 1980: (ratio = 100%).
African Development Bank (2018)	AFDB	1980 - 2001	Ratio-spliced using overlapping data in 2002: (ratio = 100%).
International Monetary Fund (2024)	IMF GFS	2002 - 2011	Ratio-spliced using overlapping data in 2012: (ratio = 100%).
African Development Bank (2018)	AFDB	2012 - 2019	Baseline source, overlaps with anchor year 2015.

2 Harmonised series

— GMD estimate | Source change ● AFDB ● IMF GFS ● Mitchell



Mozambique

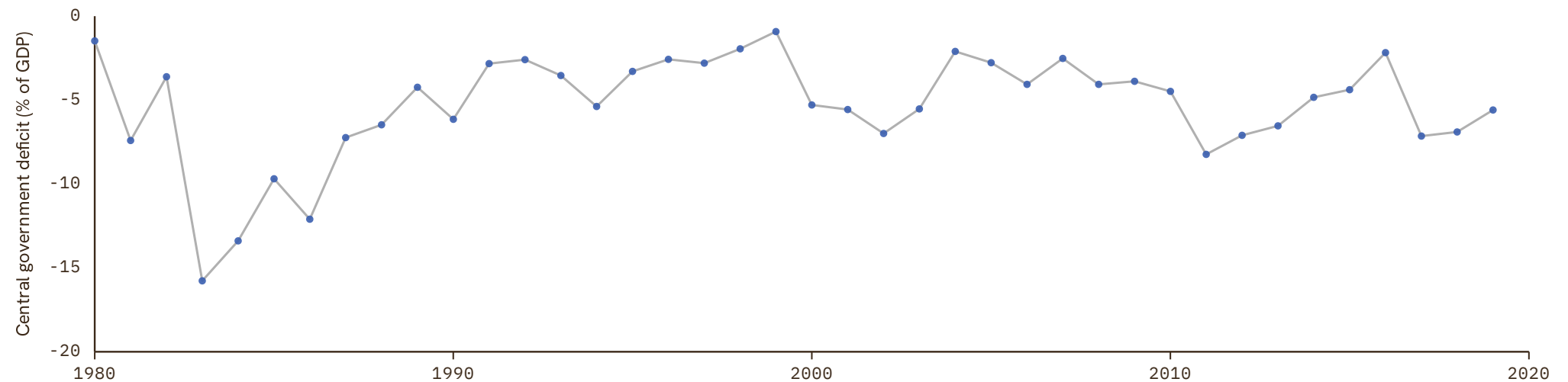
COVERAGE
1980–2019UNIT
in %

1 Source composition

SOURCE	CODE	TIME SPAN	NOTES
African Development Bank (2018)	AFDB	1980 - 2019	Baseline source, overlaps with anchor year 2015.

2 Harmonised series

— GMD estimate ● AFDB



Myanmar

COVERAGE
1947-2019

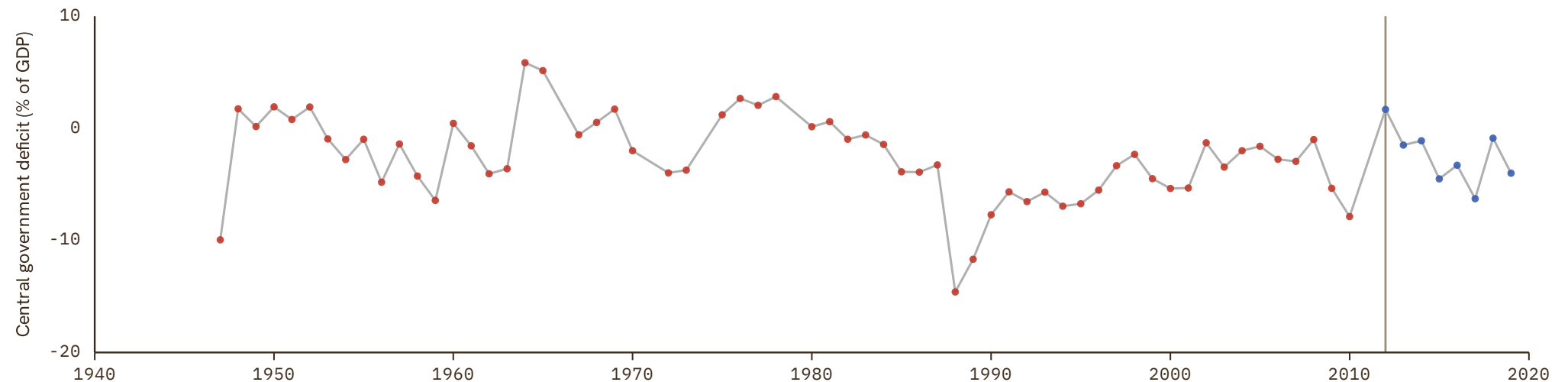
UNIT
in %

1 Source composition

SOURCE	CODE	TIME SPAN	NOTES
Brian Mitchell (2013)	Mitchell	1947 - 2010	Ratio-spliced using overlapping data in 2011: (ratio = 100%).
International Monetary Fund (2024)	IMF GFS	2012 - 2019	Baseline source, overlaps with anchor year 2015.

2 Harmonised series

— GMD estimate | Source change ● IMF GFS ● Mitchell



Namibia

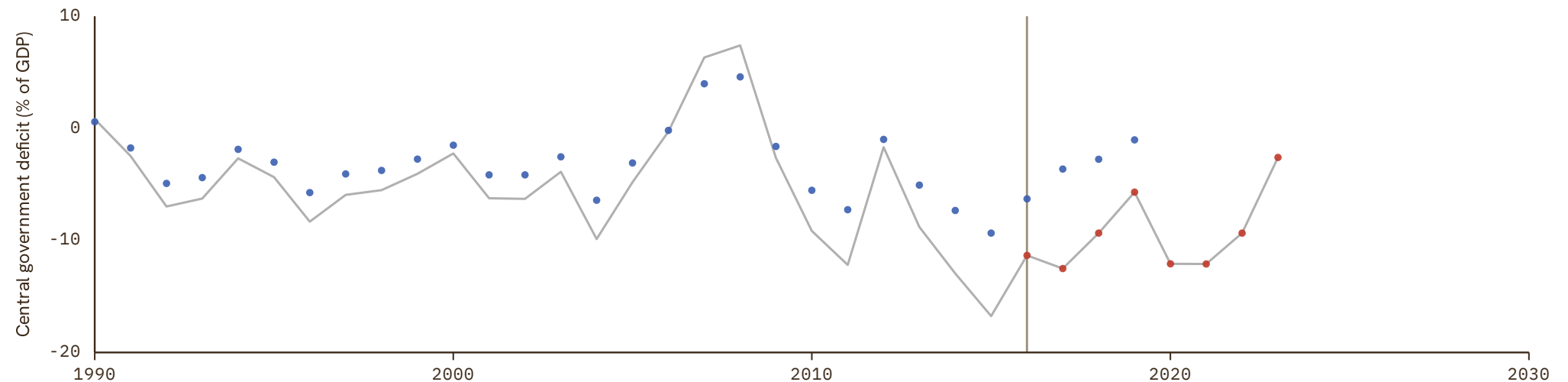
COVERAGE
1990–2023UNIT
in %

1 Source composition

SOURCE	CODE	TIME SPAN	NOTES
African Development Bank (2018)	AFDB	1990 - 2015	Ratio-spliced using overlapping data in 2016: (ratio = 100%).
International Monetary Fund (2024)	IMF GFS	2016 - 2023	Ratio-spliced using overlapping data in 2024: (ratio = 100%).

2 Harmonised series

— GMD estimate | Source change ● AFDB ● IMF GFS



Nepal

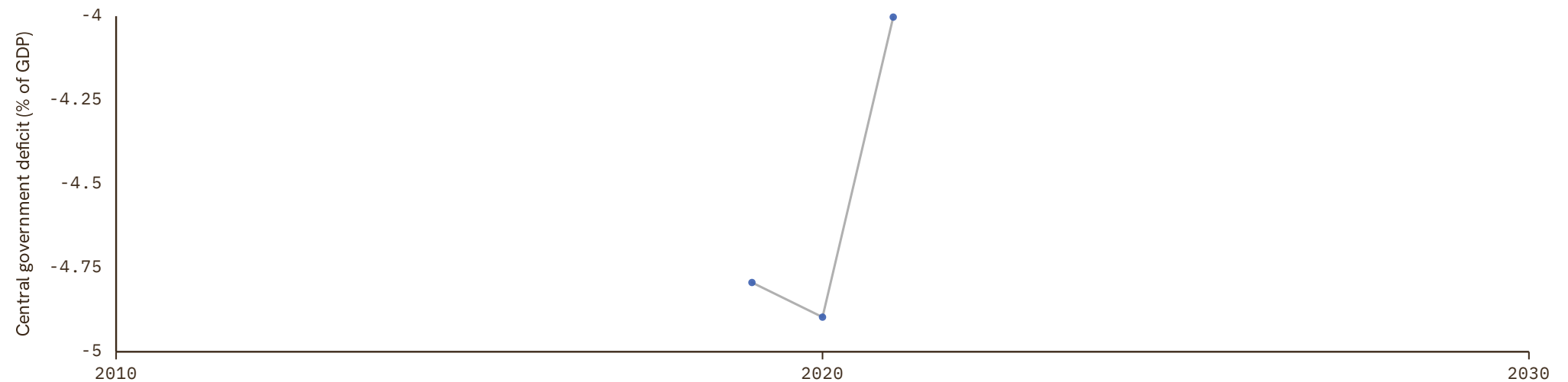
COVERAGE
2019–2021UNIT
in %

1 Source composition

SOURCE	CODE	TIME SPAN	NOTES
International Monetary Fund (2024)	IMF GFS	2019 - 2021	Ratio-spliced using overlapping data in 2022: (ratio = 100%).

2 Harmonised series

— GMD estimate ● IMF GFS



New Zealand

COVERAGE
1931-2025

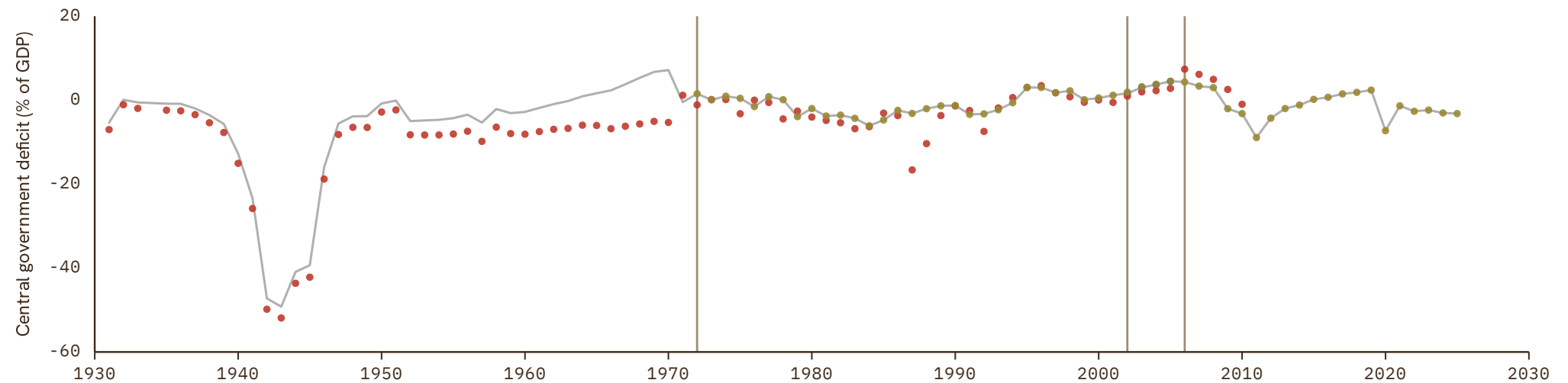
UNIT
in %

1 Source composition

SOURCE	CODE	TIME SPAN	NOTES
Brian Mitchell (2013)	Mitchell	1931 - 1971	Ratio-spliced using overlapping data in 1972: (ratio = 100%).
New Zealand Treasury (2026)	CS2 NZL	1972 - 2001	Ratio-spliced using overlapping data in 2002: (ratio = 100%).
International Monetary Fund (2024)	IMF GFS	2002 - 2005	Ratio-spliced using overlapping data in 2006: (ratio = 100%).
New Zealand Treasury (2026)	CS2 NZL	2006 - 2025	Baseline source, overlaps with anchor year 2015.

2 Harmonised series

— GMD estimate | Source change ● IMF GFS ● Mitchell ● CS2



Nicaragua

COVERAGE | UNIT
1960–2025 | in %

1 Source composition

SOURCE	CODE	TIME SPAN	NOTES
Consejo Monetario Centroamericano (2017)	SECMCA HIST	1960 - 2005	Ratio-spliced using overlapping data in 2006: (ratio = 100%).
Consejo Monetario Centroamericano (2026)	SECMCA	2006 - 2025	Baseline source, overlaps with anchor year 2015.

2 Harmonised series

— GMD estimate | | Source change ● SECMCA ● SECMCA HIST



Niger

COVERAGE
1960–2024

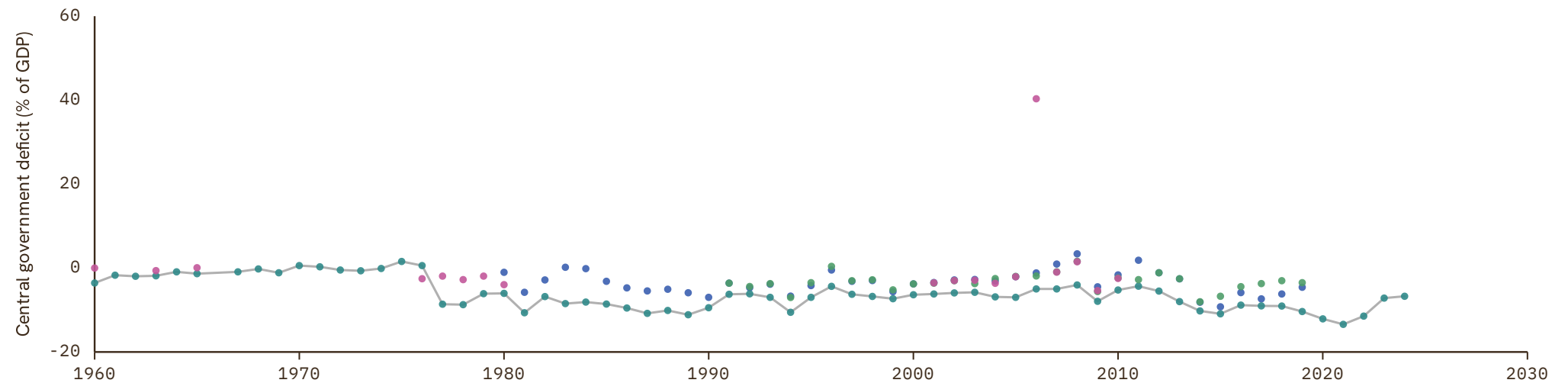
UNIT
in %

1 Source composition

SOURCE	CODE	TIME SPAN	NOTES
BCEAO (2024)	BCEAO	1960 - 2024	Baseline source, overlaps with anchor year 2015.

2 Harmonised series

— GMD estimate ● AFDB ● BCEAO ● FRANC ZONE ● Mitchell



Nigeria

COVERAGE
1950–2019

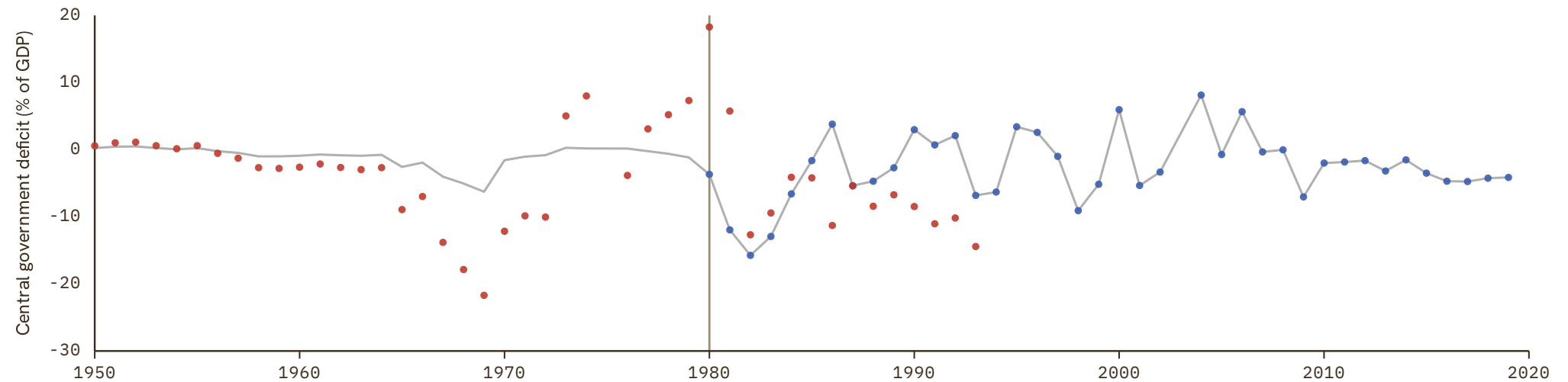
UNIT
in %

1 Source composition

SOURCE	CODE	TIME SPAN	NOTES
Brian Mitchell (2013)	Mitchell	1950 - 1979	Ratio-spliced using overlapping data in 1980: (ratio = 100%).
African Development Bank (2018)	AFDB	1980 - 2019	Baseline source, overlaps with anchor year 2015.

2 Harmonised series

— GMD estimate | | Source change ● AFDB ● Mitchell



Norway

COVERAGE
1866–2025

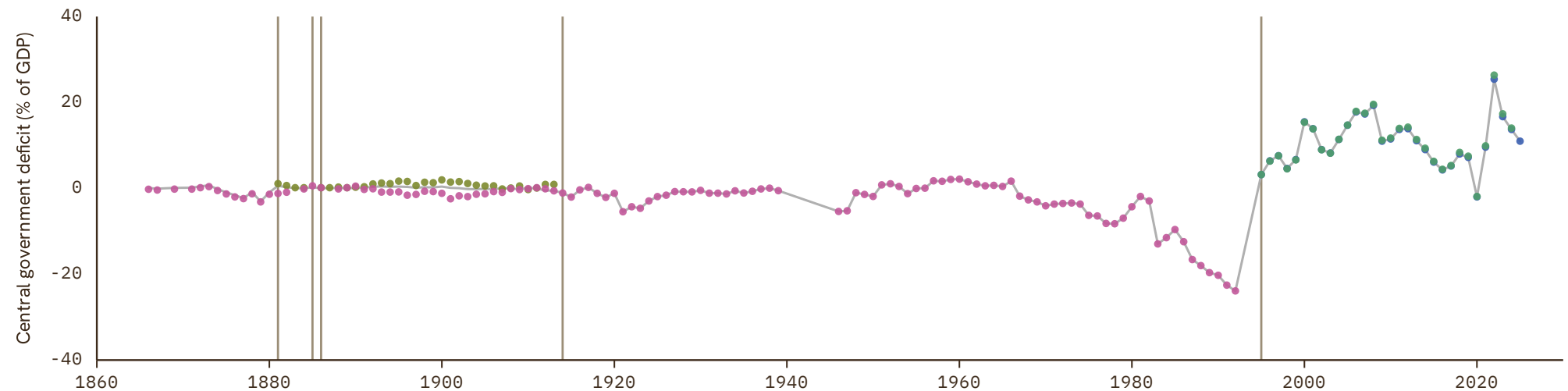
UNIT
in %

1 Source composition

SOURCE	CODE	TIME SPAN	NOTES
Brian Mitchell (2013)	Mitchell	1866 - 1880	Ratio-spliced using overlapping data in 1881: (ratio = 100%).
Marc Flandreau et al. (2004)	FZ	1881 - 1884	Ratio-spliced using overlapping data in 1885: (ratio = 100%).
Brian Mitchell (2013)	Mitchell	1885 - 1885	Ratio-spliced using overlapping data in 1886: (ratio = 100%).
Marc Flandreau et al. (2004)	FZ	1886 - 1913	Ratio-spliced using overlapping data in 1914: (ratio = 100%).
Brian Mitchell (2013)	Mitchell	1914 - 1992	Ratio-spliced using overlapping data in 1993: (ratio = 100%).
Eurostat (2025)	EUS	1995 - 2025	Baseline source, overlaps with anchor year 2015.

2 Harmonised series

— GMD estimate | Source change ● EUS ● FZ ● IMF GFS ● Mitchell



Pakistan

COVERAGE
1950–2010

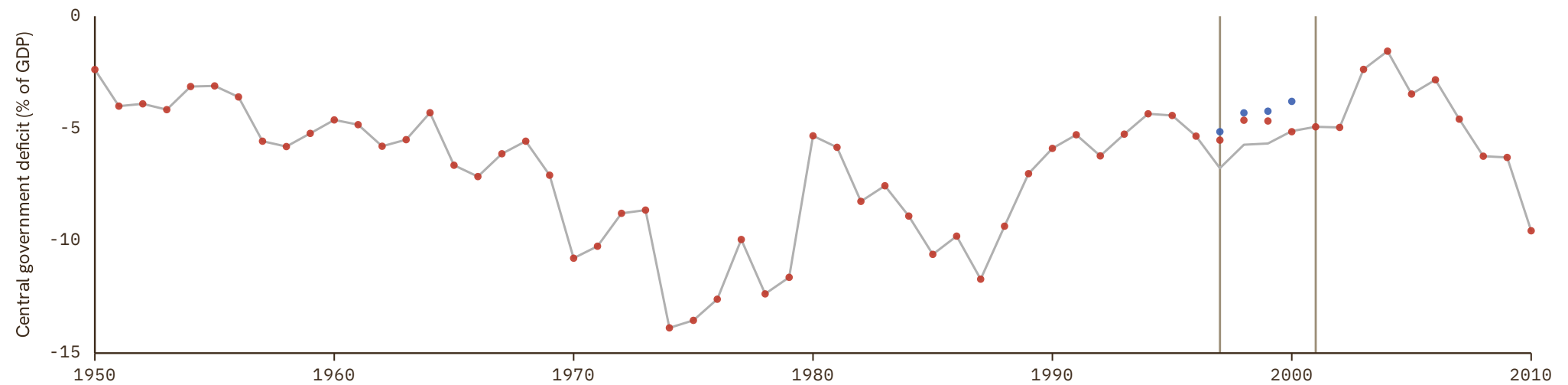
UNIT
in %

1 Source composition

SOURCE	CODE	TIME SPAN	NOTES
Brian Mitchell (2013)	Mitchell	1950 - 1996	Ratio-spliced using overlapping data in 1997: (ratio = 100%).
International Monetary Fund (2024)	IMF GFS	1997 - 2000	Ratio-spliced using overlapping data in 2001: (ratio = 100%).
Brian Mitchell (2013)	Mitchell	2001 - 2010	Ratio-spliced using overlapping data in 2011: (ratio = 100%).

2 Harmonised series

— GMD estimate | Source change ● IMF GFS ● Mitchell



Palestine

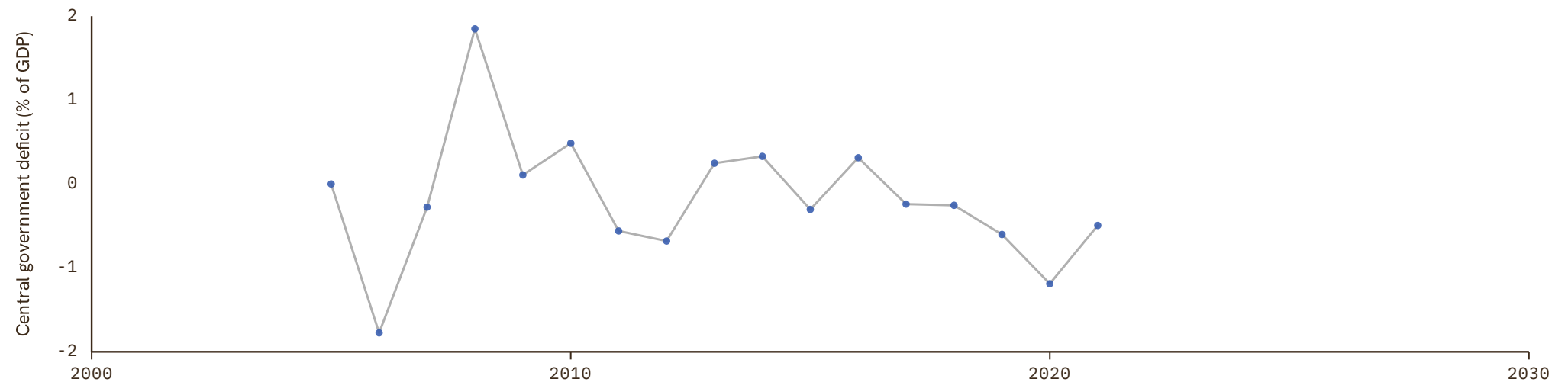
COVERAGE
2005–2021UNIT
in %

1 Source composition

SOURCE	CODE	TIME SPAN	NOTES
International Monetary Fund (2024)	IMF GFS	2005 - 2021	Baseline source, overlaps with anchor year 2015.

2 Harmonised series

— GMD estimate ● IMF GFS



Panama

COVERAGE
1946-1992

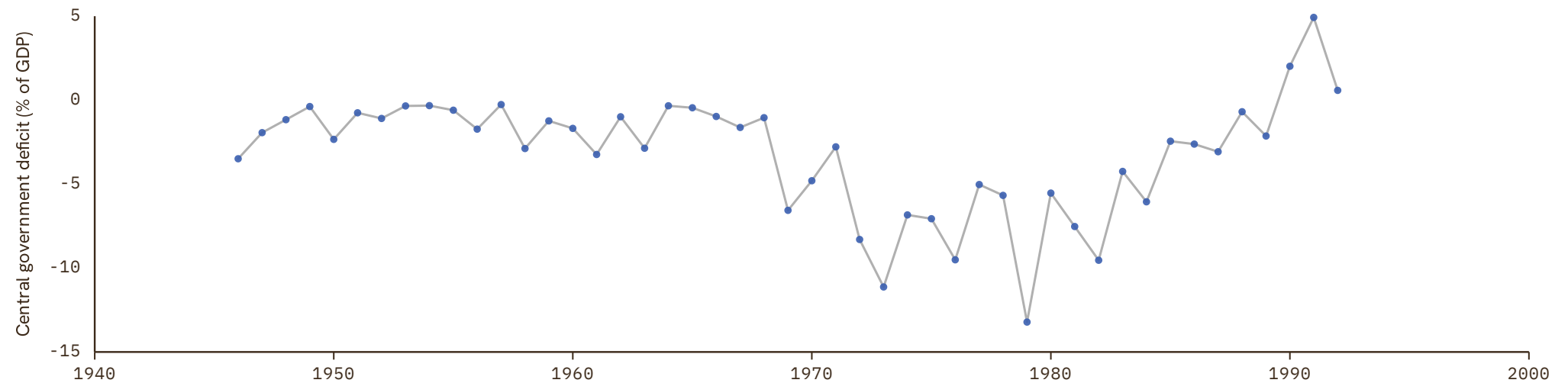
UNIT
in %

1 Source composition

SOURCE	CODE	TIME SPAN	NOTES
Brian Mitchell (2013)	Mitchell	1946 - 1992	Ratio-spliced using overlapping data in 1993: (ratio = 100%).

2 Harmonised series

— GMD estimate ● Mitchell



Paraguay

COVERAGE
1953–2024

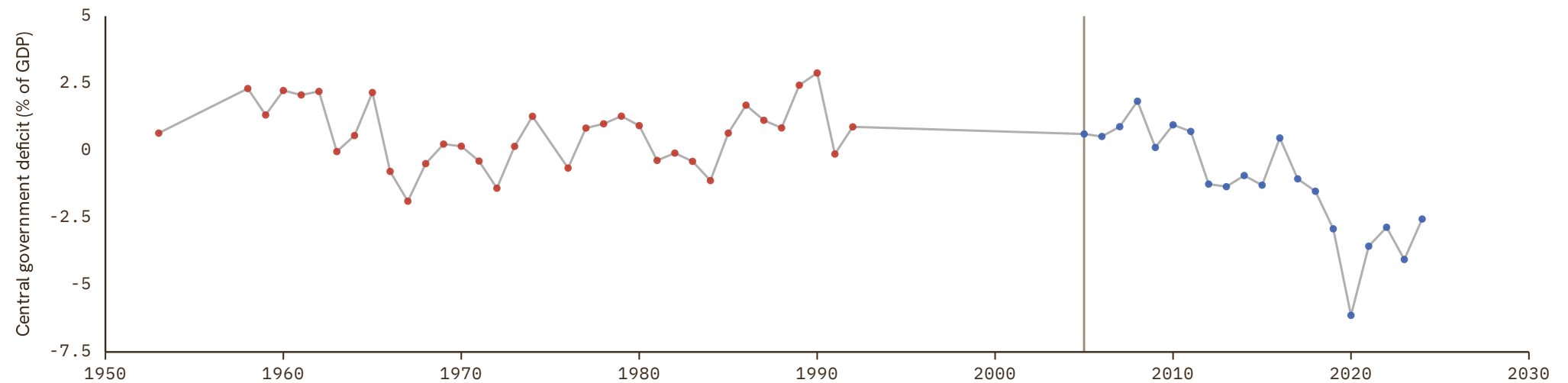
UNIT
in %

1 Source composition

SOURCE	CODE	TIME SPAN	NOTES
Brian Mitchell (2013)	Mitchell	1953 - 1992	Ratio-spliced using overlapping data in 1993: (ratio = 100%).
International Monetary Fund (2024)	IMF GFS	2005 - 2024	Baseline source, overlaps with anchor year 2015.

2 Harmonised series

— GMD estimate | Source change ● IMF GFS ● Mitchell



Peru

COVERAGE
1942-2021

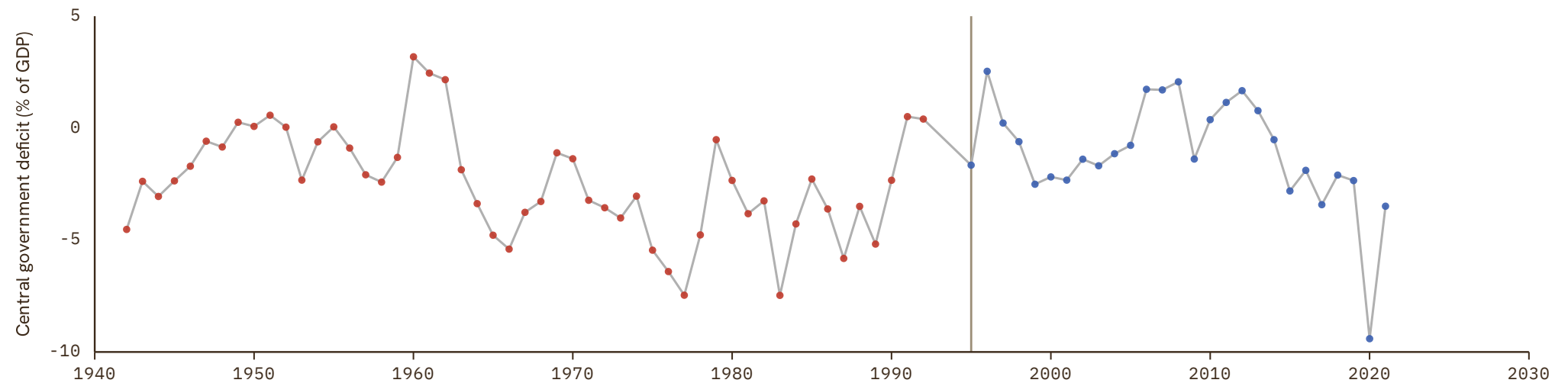
UNIT
in %

1 Source composition

SOURCE	CODE	TIME SPAN	NOTES
Brian Mitchell (2013)	Mitchell	1942 - 1992	Ratio-spliced using overlapping data in 1993: (ratio = 100%).
International Monetary Fund (2024)	IMF GFS	1995 - 2021	Baseline source, overlaps with anchor year 2015.

2 Harmonised series

— GMD estimate | Source change ● IMF GFS ● Mitchell



Philippines

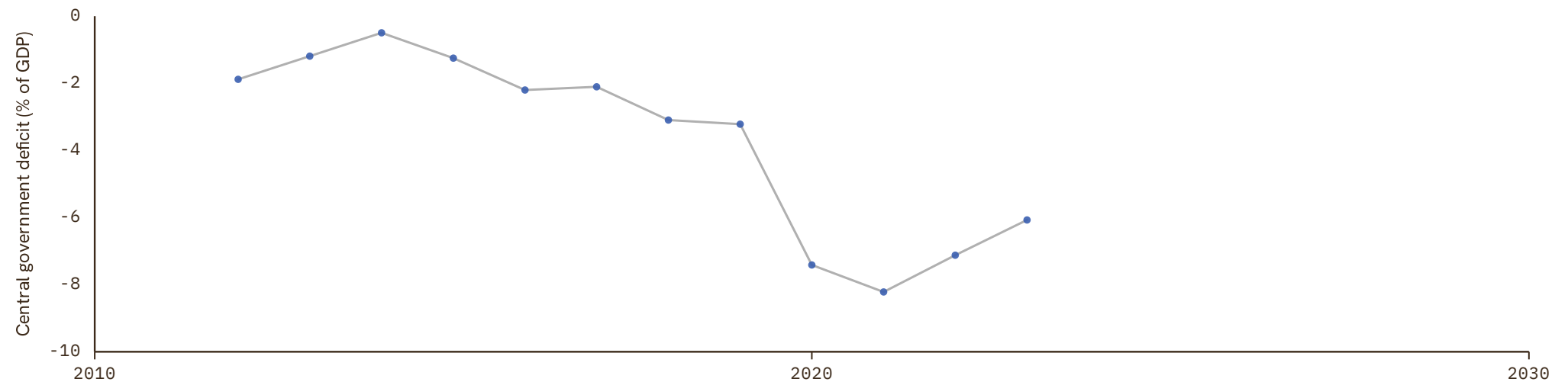
COVERAGE
2012–2023UNIT
in %

1 Source composition

SOURCE	CODE	TIME SPAN	NOTES
International Monetary Fund (2024)	IMF GFS	2012 - 2023	Baseline source, overlaps with anchor year 2015.

2 Harmonised series

— GMD estimate ● IMF GFS



Poland

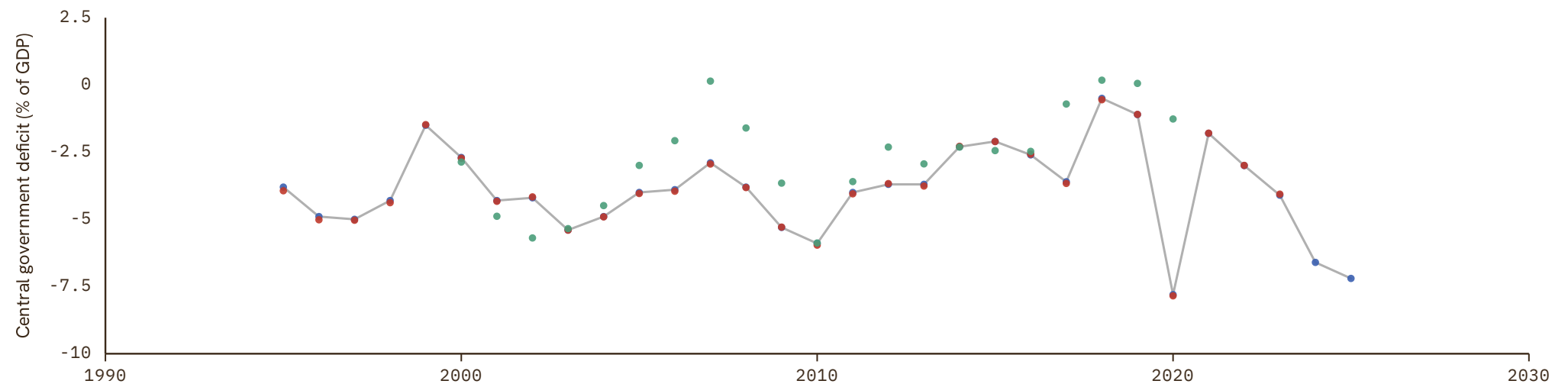
COVERAGE
1995–2025UNIT
in %

1 Source composition

SOURCE	CODE	TIME SPAN	NOTES
Eurostat (2025)	EUS	1995 - 2025	Baseline source, overlaps with anchor year 2015.

2 Harmonised series

— GMD estimate ● EUS ● IMF GFS ● CS1



Portugal

COVERAGE
1880–2025

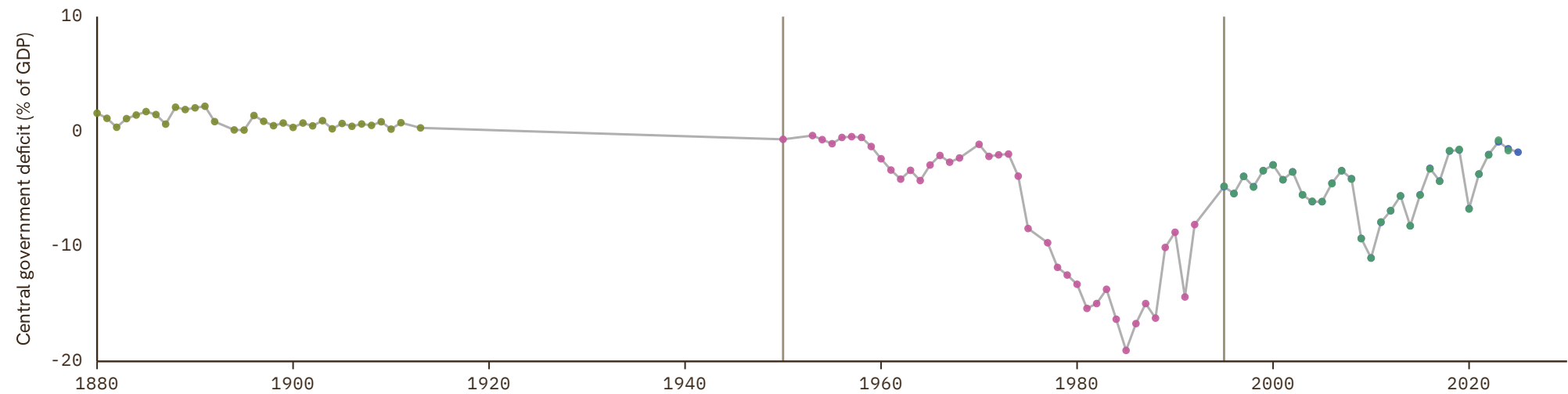
UNIT
in %

1 Source composition

SOURCE	CODE	TIME SPAN	NOTES
Marc Flandreau et al. (2004)	FZ	1880 - 1913	Ratio-spliced using overlapping data in 1914: (ratio = 100%).
Brian Mitchell (2013)	Mitchell	1950 - 1992	Ratio-spliced using overlapping data in 1993: (ratio = 100%).
Eurostat (2025)	EUS	1995 - 2025	Baseline source, overlaps with anchor year 2015.

2 Harmonised series

— GMD estimate | Source change ● EUS ● FZ ● IMF GFS ● Mitchell



Puerto Rico

COVERAGE
1930-1983

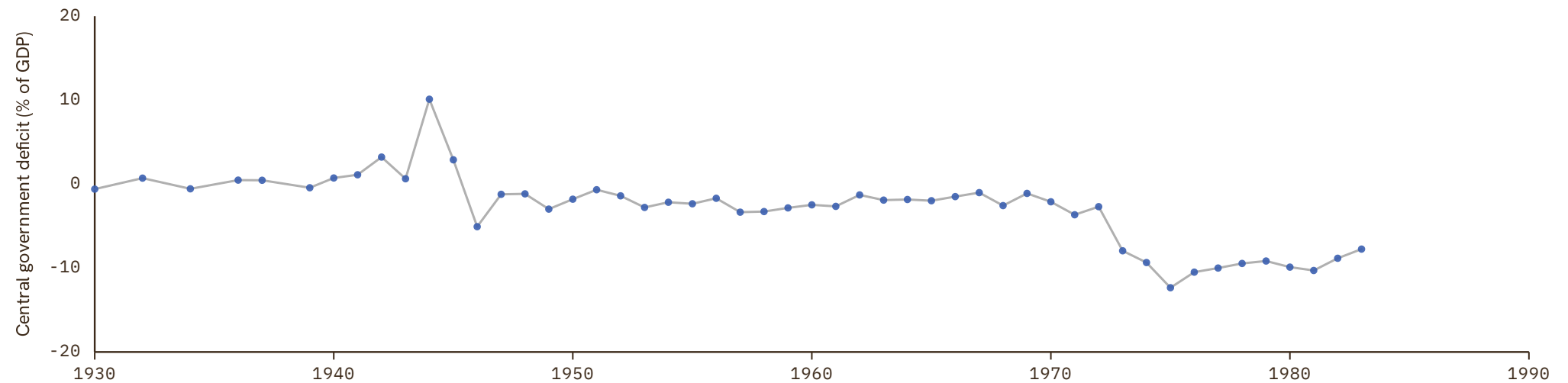
UNIT
in %

1 Source composition

SOURCE	CODE	TIME SPAN	NOTES
Brian Mitchell (2013)	Mitchell	1930 - 1983	Ratio-spliced using overlapping data in 1984: (ratio = 100%).

2 Harmonised series

— GMD estimate ● Mitchell



Republic of the Congo

COVERAGE
1955–2021

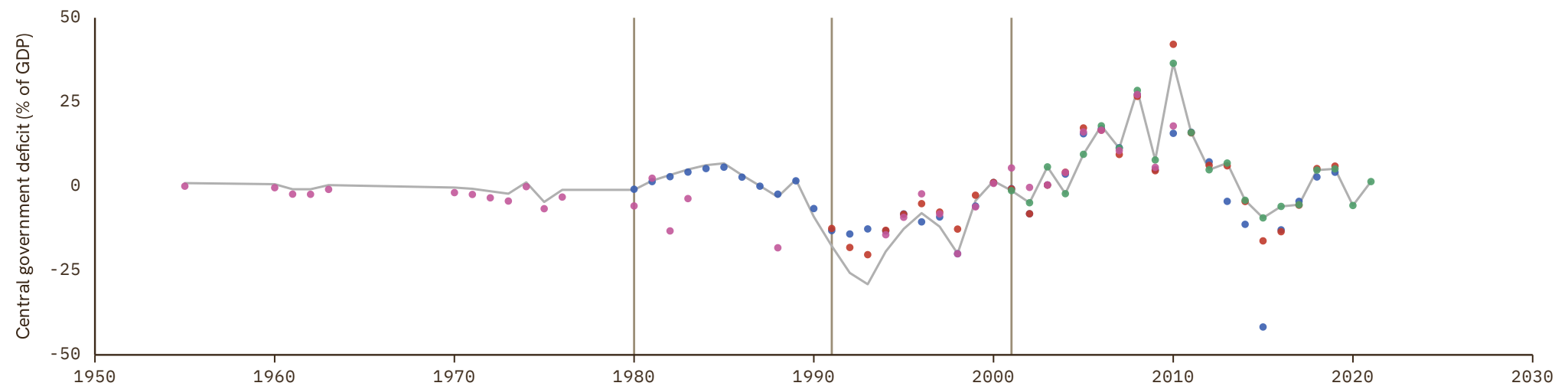
UNIT
in %

1 Source composition

SOURCE	CODE	TIME SPAN	NOTES
Brian Mitchell (2013)	Mitchell	1955 - 1976	Ratio-spliced using overlapping data in 1977: (ratio = 100%).
African Development Bank (2018)	AFDB	1980 - 1990	Ratio-spliced using overlapping data in 1991: (ratio = 100%).
Banque de France (2024)	FRANC ZONE	1991 - 2000	Ratio-spliced using overlapping data in 2001: (ratio = 100%).
International Monetary Fund (2024)	IMF GFS	2001 - 2021	Baseline source, overlaps with anchor year 2015.

2 Harmonised series

— GMD estimate | Source change ● AFDB ● FRANC ZONE ● IMF GFS ● Mitchell



Romania

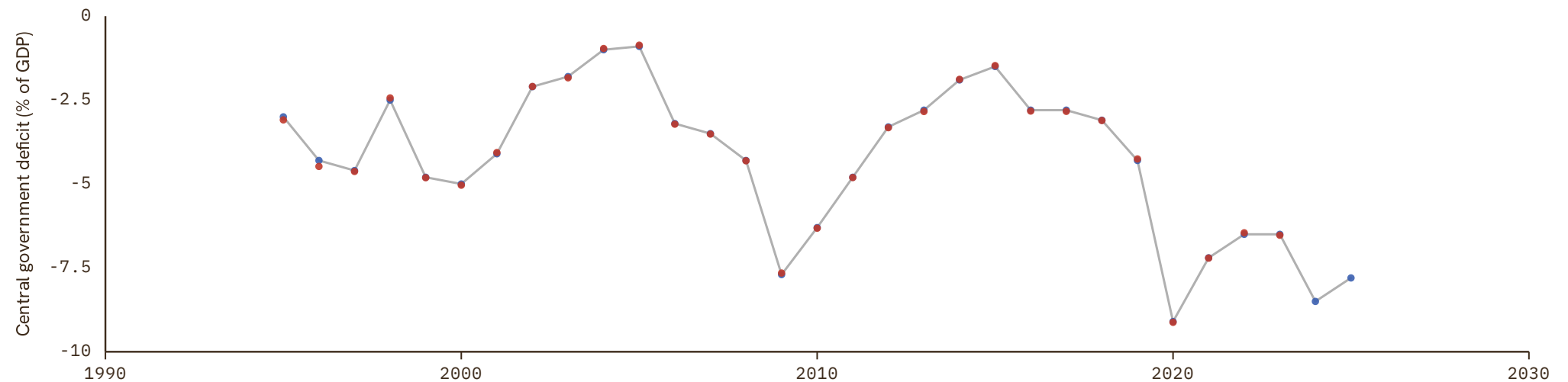
COVERAGE
1995–2025UNIT
in %

1 Source composition

SOURCE	CODE	TIME SPAN	NOTES
Eurostat (2025)	EUS	1995 - 2025	Baseline source, overlaps with anchor year 2015.

2 Harmonised series

— GMD estimate ● EUS ● IMF GFS



Russian Federation

COVERAGE
1885–2024

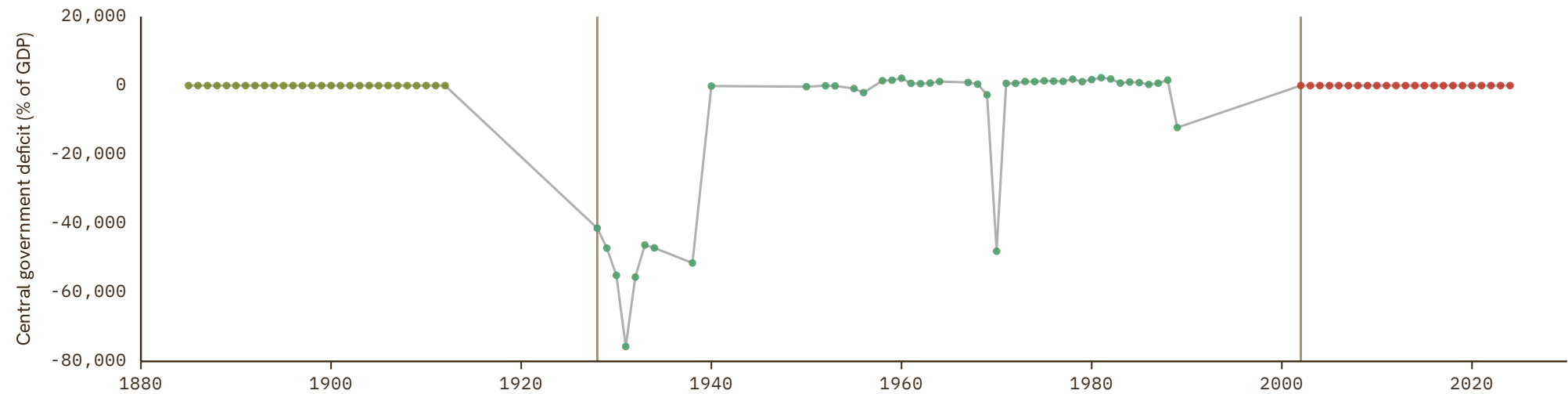
UNIT
in %

1 Source composition

SOURCE	CODE	TIME SPAN	NOTES
Marc Flandreau et al. (2004)	FZ	1885 - 1912	Ratio-spliced using overlapping data in 1913: (ratio = 100%).
Brian Mitchell (2013)	Mitchell	1928 - 1989	Ratio-spliced using overlapping data in 1990: (ratio = 100%).
International Monetary Fund (2024)	IMF GFS	2002 - 2024	Baseline source, overlaps with anchor year 2015.

2 Harmonised series

— GMD estimate | Source change ● FZ ● IMF GFS ● Mitchell



Rwanda

COVERAGE
1980–2023

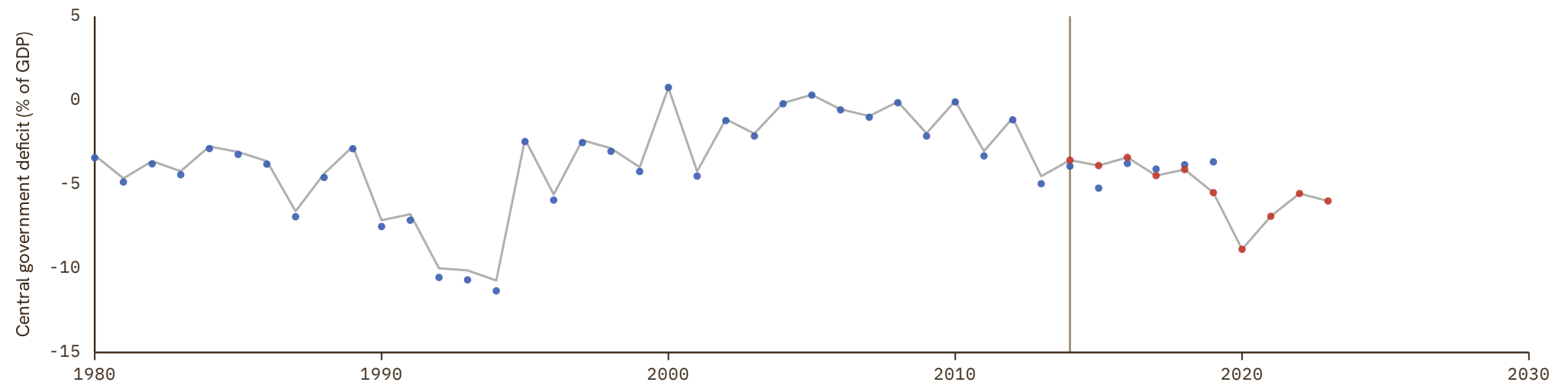
UNIT
in %

1 Source composition

SOURCE	CODE	TIME SPAN	NOTES
African Development Bank (2018)	AFDB	1980 - 2013	Ratio-spliced using overlapping data in 2014: (ratio = 100%).
International Monetary Fund (2024)	IMF GFS	2014 - 2023	Baseline source, overlaps with anchor year 2015.

2 Harmonised series

— GMD estimate | Source change ● AFDB ● IMF GFS



Sao Tome and Principe

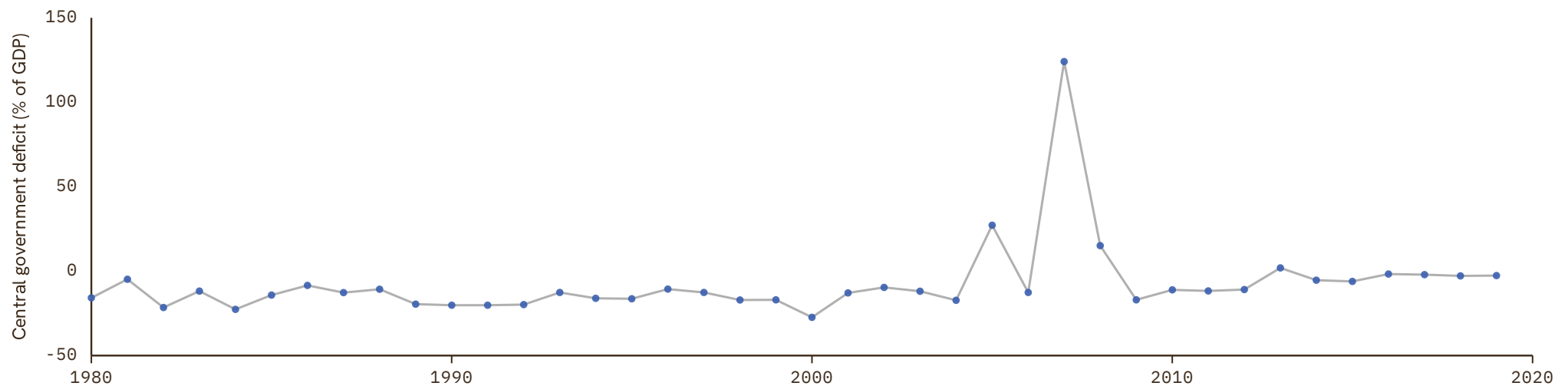
COVERAGE
1980–2019UNIT
in %

1 Source composition

SOURCE	CODE	TIME SPAN	NOTES
African Development Bank (2018)	AFDB	1980 - 2019	Baseline source, overlaps with anchor year 2015.

2 Harmonised series

— GMD estimate ● AFDB



Saudi Arabia

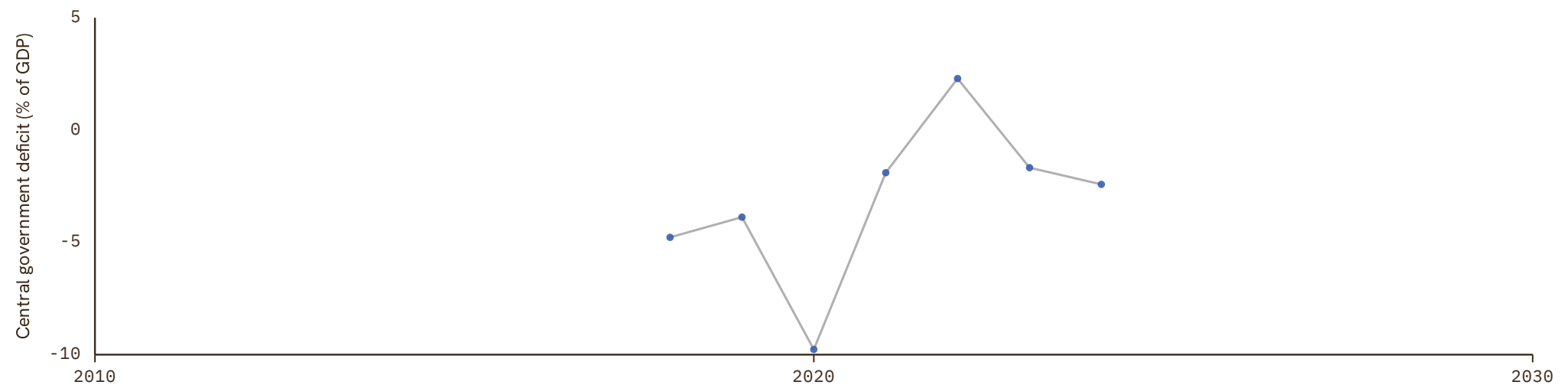
COVERAGE
2018–2024UNIT
in %

1 Source composition

SOURCE	CODE	TIME SPAN	NOTES
International Monetary Fund (2024)	IMF GFS	2018 - 2024	Ratio-spliced using overlapping data in 2025: (ratio = 100%).

2 Harmonised series

— GMD estimate ● IMF GFS



Senegal

COVERAGE
1962-2024

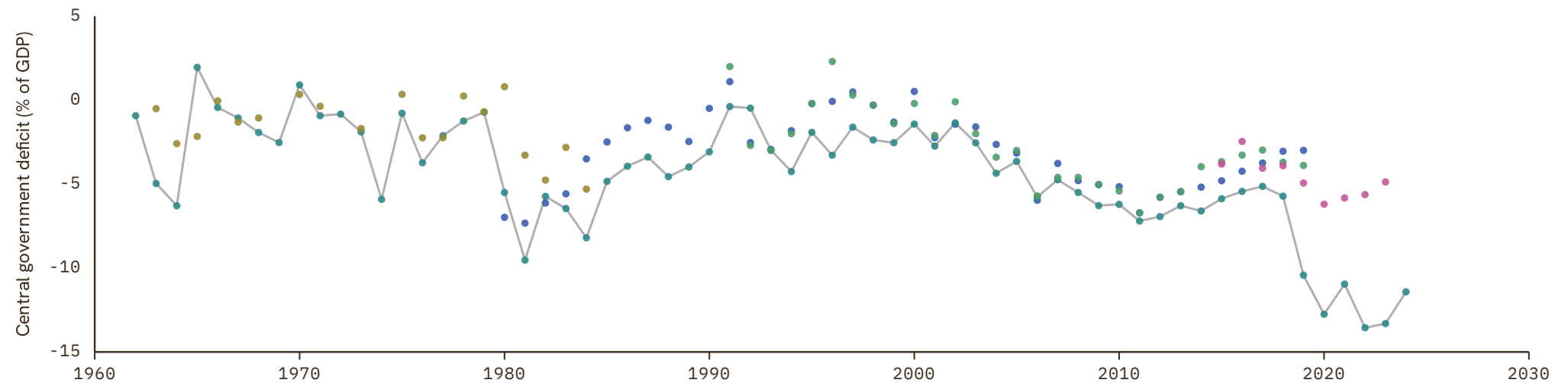
UNIT
in %

1 Source composition

SOURCE	CODE	TIME SPAN	NOTES
BCEAO (2024)	BCEAO	1962 - 2024	Baseline source, overlaps with anchor year 2015.

2 Harmonised series

— GMD estimate ● AFDB ● BCEAO ● FRANC ZONE ● IMF GFS ● Mitchell



Serbia

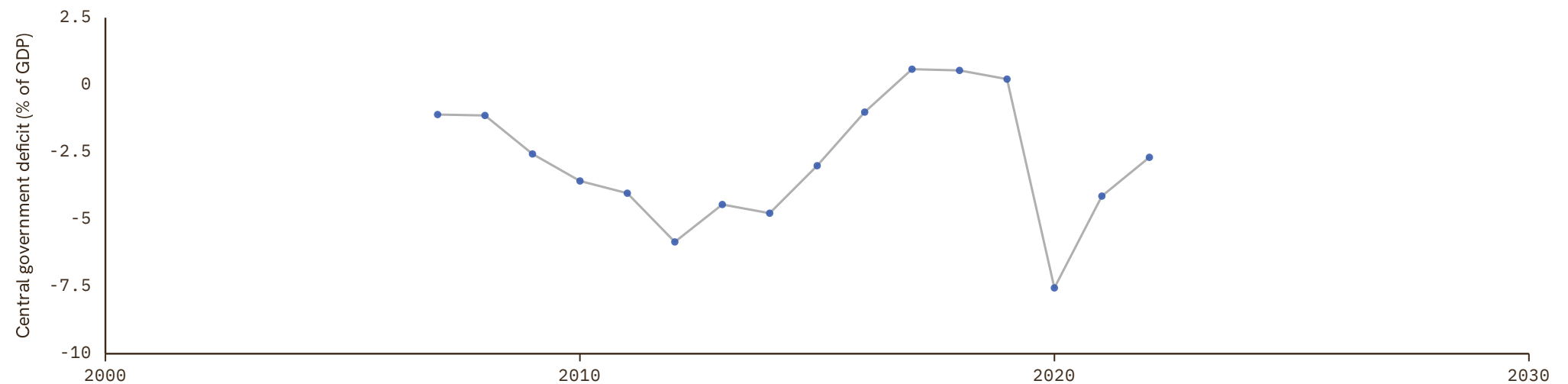
COVERAGE
2007–2022UNIT
in %

1 Source composition

SOURCE	CODE	TIME SPAN	NOTES
International Monetary Fund (2024)	IMF GFS	2007 - 2022	Baseline source, overlaps with anchor year 2015.

2 Harmonised series

— GMD estimate ● IMF GFS



Seychelles

COVERAGE
1980–2023

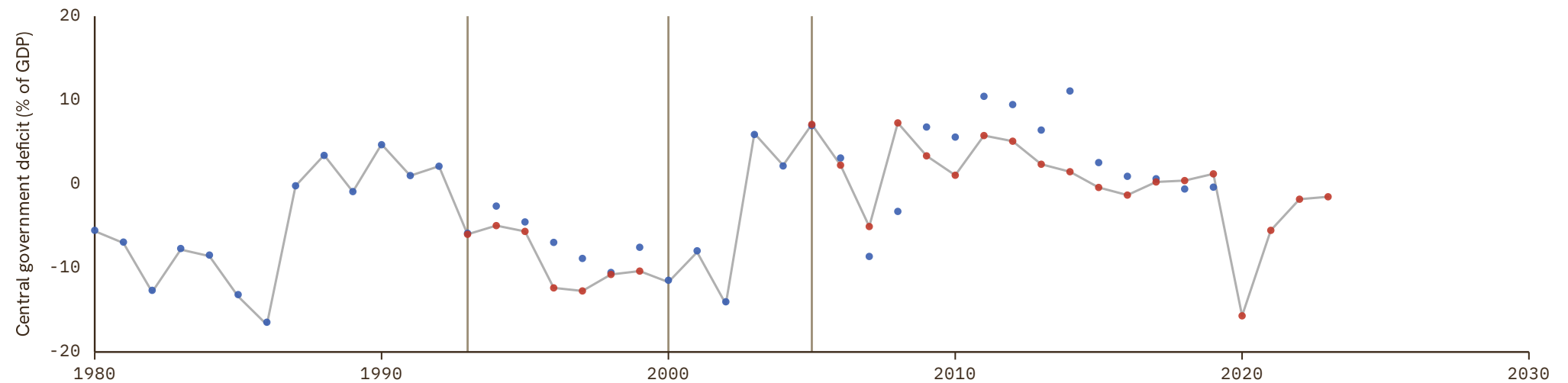
UNIT
in %

1 Source composition

SOURCE	CODE	TIME SPAN	NOTES
African Development Bank (2018)	AFDB	1980 - 1992	Ratio-spliced using overlapping data in 1993: (ratio = 100%).
International Monetary Fund (2024)	IMF GFS	1993 - 1999	Ratio-spliced using overlapping data in 2000: (ratio = 100%).
African Development Bank (2018)	AFDB	2000 - 2004	Ratio-spliced using overlapping data in 2005: (ratio = 100%).
International Monetary Fund (2024)	IMF GFS	2005 - 2023	Baseline source, overlaps with anchor year 2015.

2 Harmonised series

— GMD estimate | Source change ● AFDB ● IMF GFS



Sierra Leone

COVERAGE
1963–2019

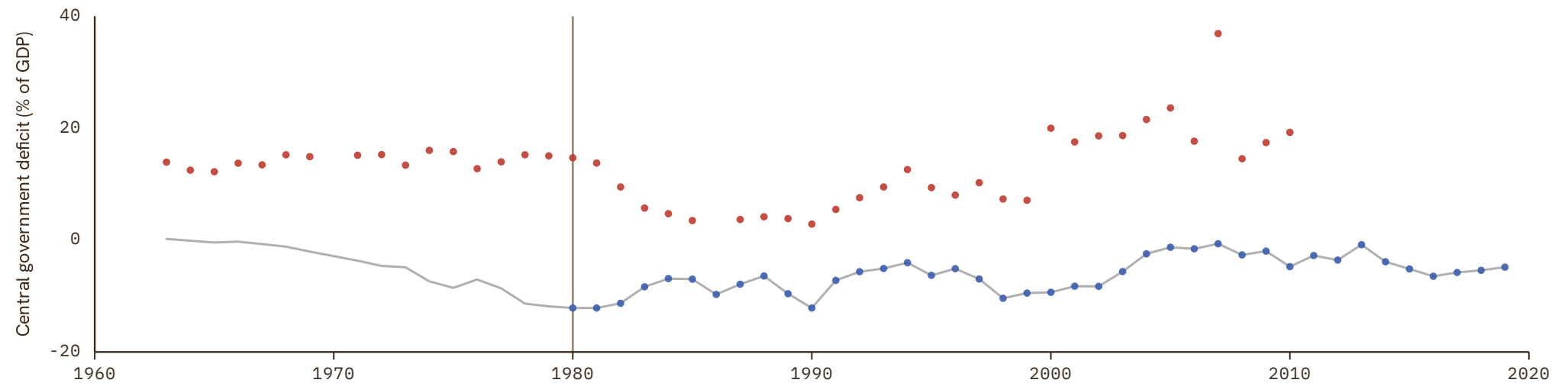
UNIT
in %

1 Source composition

SOURCE	CODE	TIME SPAN	NOTES
Brian Mitchell (2013)	Mitchell	1963 - 1979	Ratio-spliced using overlapping data in 1980: (ratio = 100%).
African Development Bank (2018)	AFDB	1980 - 2019	Baseline source, overlaps with anchor year 2015.

2 Harmonised series

— GMD estimate | Source change ● AFDB ● Mitchell



Singapore

COVERAGE
1963–2024

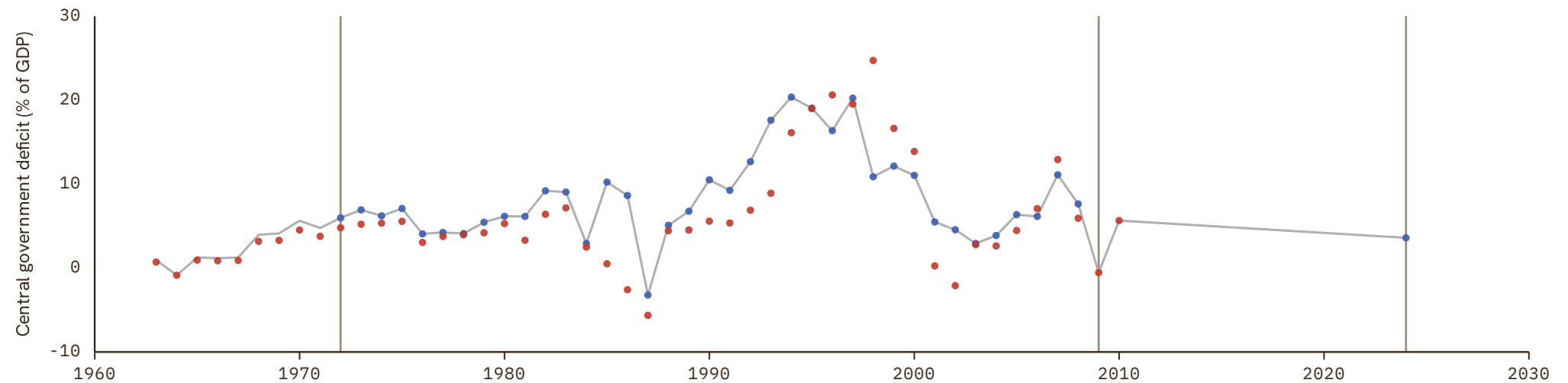
UNIT
in %

1 Source composition

SOURCE	CODE	TIME SPAN	NOTES
Brian Mitchell (2013)	Mitchell	1963 - 1971	Ratio-spliced using overlapping data in 1972: (ratio = 100%).
International Monetary Fund (2024)	IMF GFS	1972 - 2008	Ratio-spliced using overlapping data in 2009: (ratio = 100%).
Brian Mitchell (2013)	Mitchell	2009 - 2010	Ratio-spliced using overlapping data in 2011: (ratio = 100%).
International Monetary Fund (2024)	IMF GFS	2024 - 2024	Ratio-spliced using overlapping data in 2025: (ratio = 100%).

2 Harmonised series

— GMD estimate | Source change ● IMF GFS ● Mitchell



Slovakia

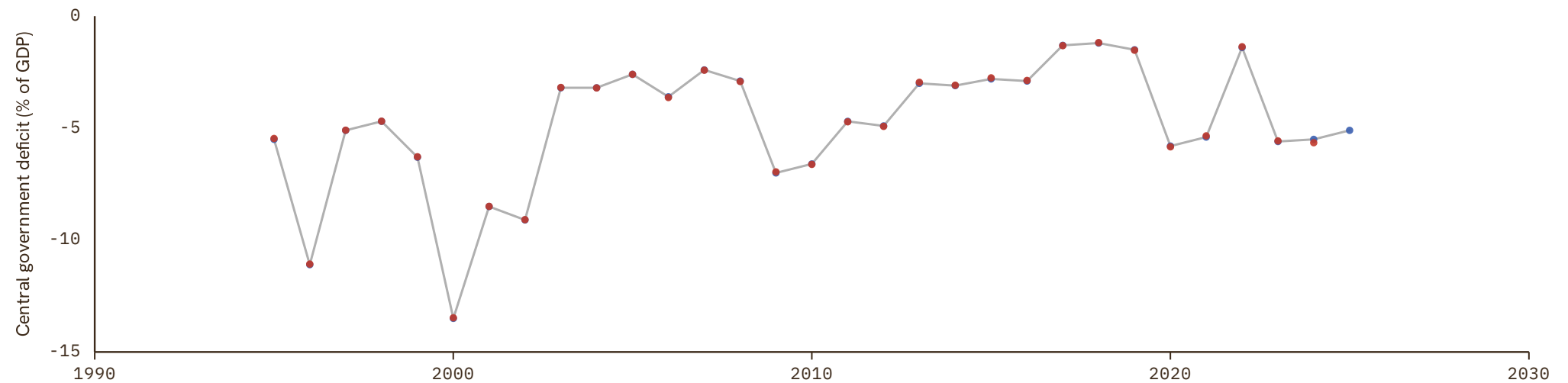
COVERAGE
1995–2025UNIT
in %

1 Source composition

SOURCE	CODE	TIME SPAN	NOTES
Eurostat (2025)	EUS	1995 - 2025	Baseline source, overlaps with anchor year 2015.

2 Harmonised series

— GMD estimate ● EUS ● IMF GFS



Slovenia

COVERAGE
1995–2025

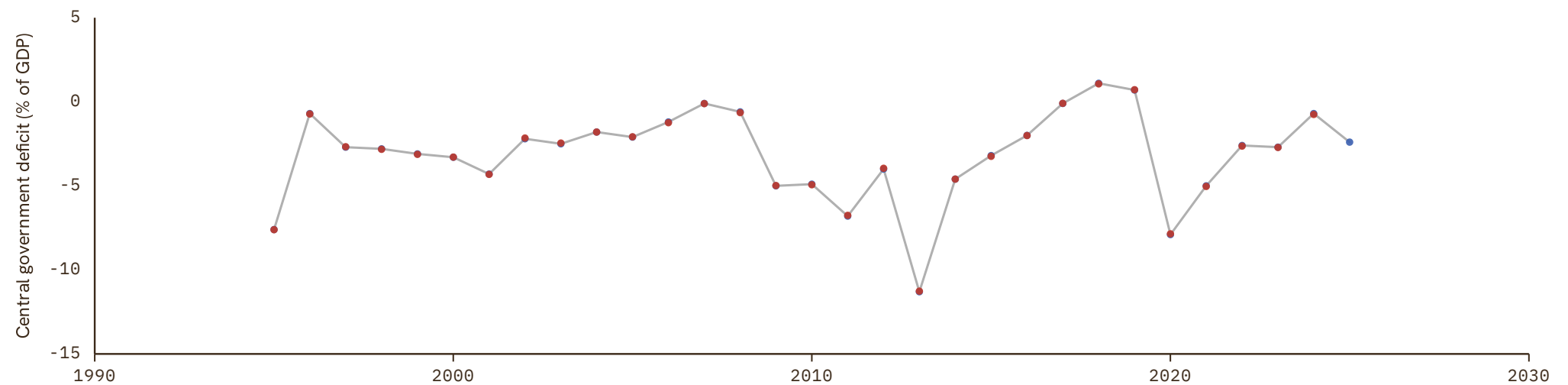
UNIT
in %

1 Source composition

SOURCE	CODE	TIME SPAN	NOTES
Eurostat (2025)	EUS	1995 - 2025	Baseline source, overlaps with anchor year 2015.

2 Harmonised series

— GMD estimate ● EUS ● IMF GFS



Somalia

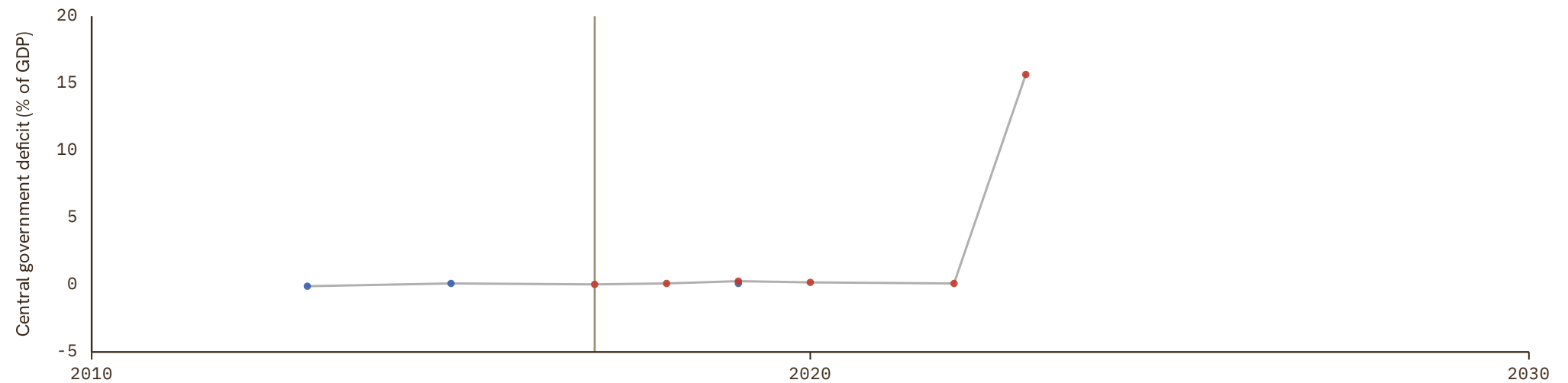
COVERAGE
2013–2023UNIT
in %

1 Source composition

SOURCE	CODE	TIME SPAN	NOTES
African Development Bank (2018)	AFDB	2013 - 2015	Ratio-spliced using overlapping data in 2016: (ratio = 100%).
International Monetary Fund (2024)	IMF GFS	2017 - 2023	Ratio-spliced using overlapping data in 2024: (ratio = 100%).

2 Harmonised series

— GMD estimate | Source change ● AFDB ● IMF GFS



South Africa

COVERAGE
1911-2024

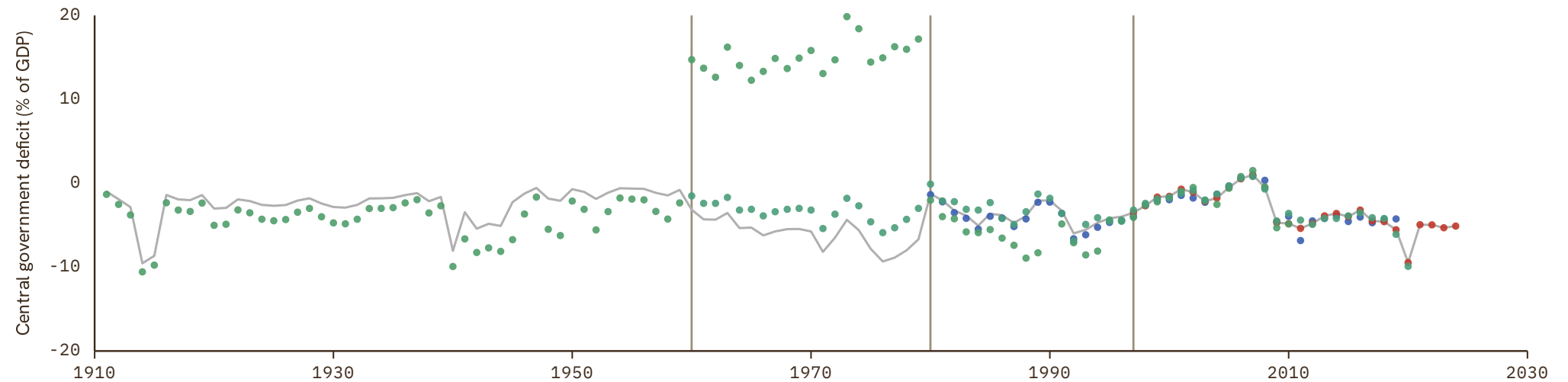
UNIT
in %

1 Source composition

SOURCE	CODE	TIME SPAN	NOTES
Brian Mitchell (2013)	Mitchell	1911 - 1959	Ratio-spliced using overlapping data in 1960: (ratio = 100%).
South African Reserve Bank (2024)	CS1 ZAF	1960 - 1979	Ratio-spliced using overlapping data in 1980: (ratio = 100%).
African Development Bank (2018)	AFDB	1980 - 1996	Ratio-spliced using overlapping data in 1997: (ratio = 100%).
International Monetary Fund (2024)	IMF GFS	1997 - 2024	Baseline source, overlaps with anchor year 2015.

2 Harmonised series

— GMD estimate | Source change ● AFDB ● IMF GFS ● Mitchell ● CS1



South Korea

COVERAGE
1953–2026

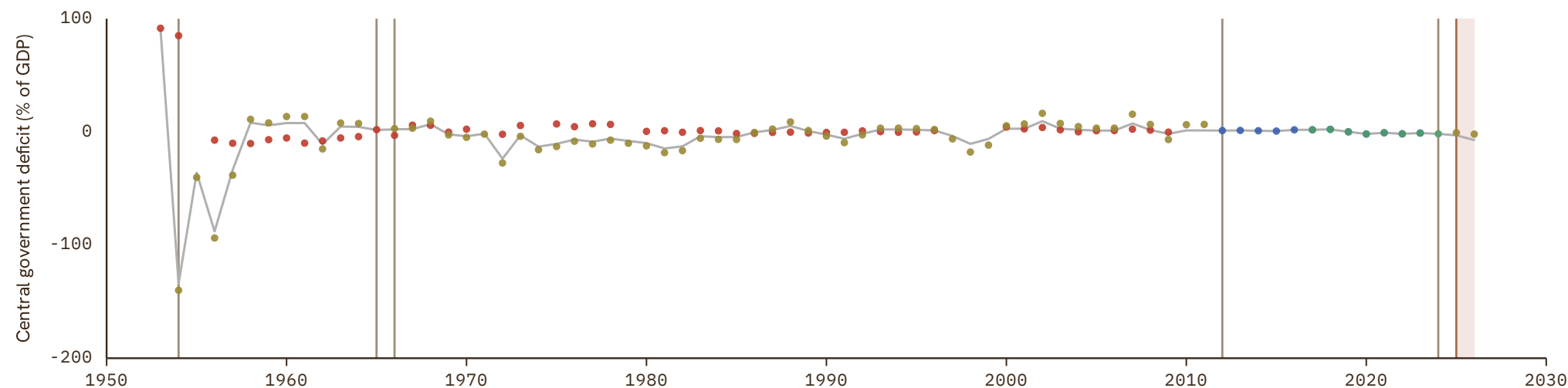
UNIT
in %

1 Source composition

SOURCE	CODE	TIME SPAN	NOTES
Brian Mitchell (2013)	Mitchell	1953 - 1953	Ratio-spliced using overlapping data in 1954: (ratio = 100%).
Cha et al. (2022)	CS2 KOR	1954 - 1964	Ratio-spliced using overlapping data in 1965: (ratio = 100%).
Brian Mitchell (2013)	Mitchell	1965 - 1965	Ratio-spliced using overlapping data in 1966: (ratio = 100%).
Cha et al. (2022)	CS2 KOR	1966 - 2011	Ratio-spliced using overlapping data in 2012: (ratio = 100%).
International Monetary Fund (2024)	IMF GFS	2012 - 2023	Baseline source, overlaps with anchor year 2015.
Min. of Economy et al. (2026)	CS3 KOR	2024 - 2024	Ratio-spliced using overlapping data in 2025: (ratio = 100%).
CS3 forecast KOR	CS3 forecast KOR	2025 - 2026	Ratio-spliced using overlapping data in 2027: (ratio = 100%).

2 Harmonised series

GMD forecast
 — GMD estimate
 | Source change
 ● IMF GFS
 ● Mitchell
 ● CS3
 ● CS2
 ● CS3 forecast



South Sudan

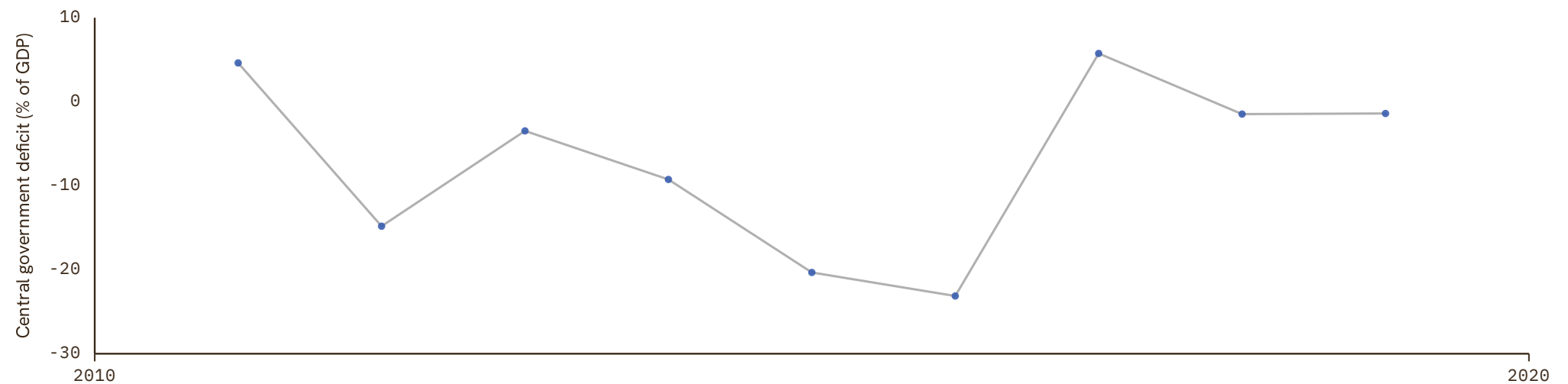
COVERAGE
2011–2019UNIT
in %

1 Source composition

SOURCE	CODE	TIME SPAN	NOTES
African Development Bank (2018)	AFDB	2011 - 2019	Baseline source, overlaps with anchor year 2015.

2 Harmonised series

— GMD estimate ● AFDB



Spain

COVERAGE
1880–2025

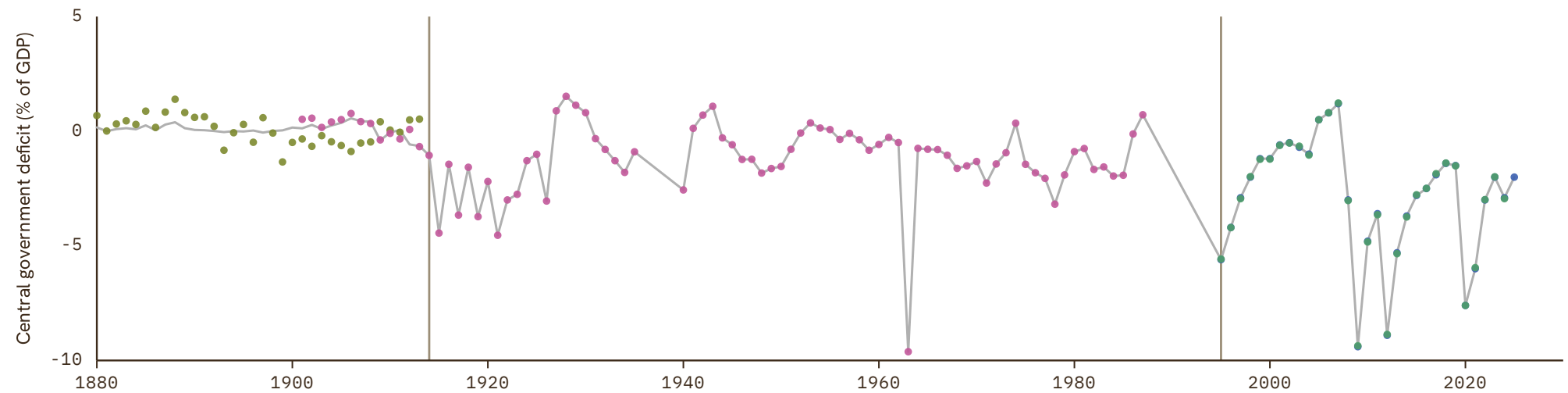
UNIT
in %

1 Source composition

SOURCE	CODE	TIME SPAN	NOTES
Marc Flandreau et al. (2004)	FZ	1880 - 1913	Ratio-spliced using overlapping data in 1914: (ratio = 100%).
Brian Mitchell (2013)	Mitchell	1914 - 1987	Ratio-spliced using overlapping data in 1988: (ratio = 100%).
Eurostat (2025)	EUS	1995 - 2025	Baseline source, overlaps with anchor year 2015.

2 Harmonised series

— GMD estimate | Source change ● EUS ● FZ ● IMF GFS ● Mitchell



Sri Lanka

COVERAGE
1947–2008

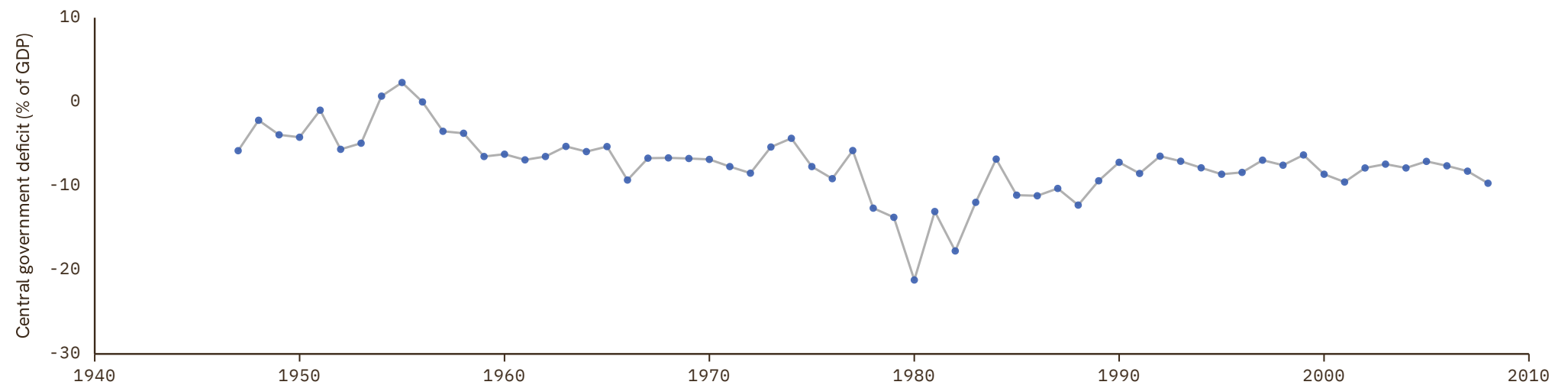
UNIT
in %

1 Source composition

SOURCE	CODE	TIME SPAN	NOTES
Brian Mitchell (2013)	Mitchell	1947 - 2008	Ratio-spliced using overlapping data in 2009: (ratio = 100%).

2 Harmonised series

— GMD estimate ● Mitchell



Sudan

COVERAGE
1955–2019

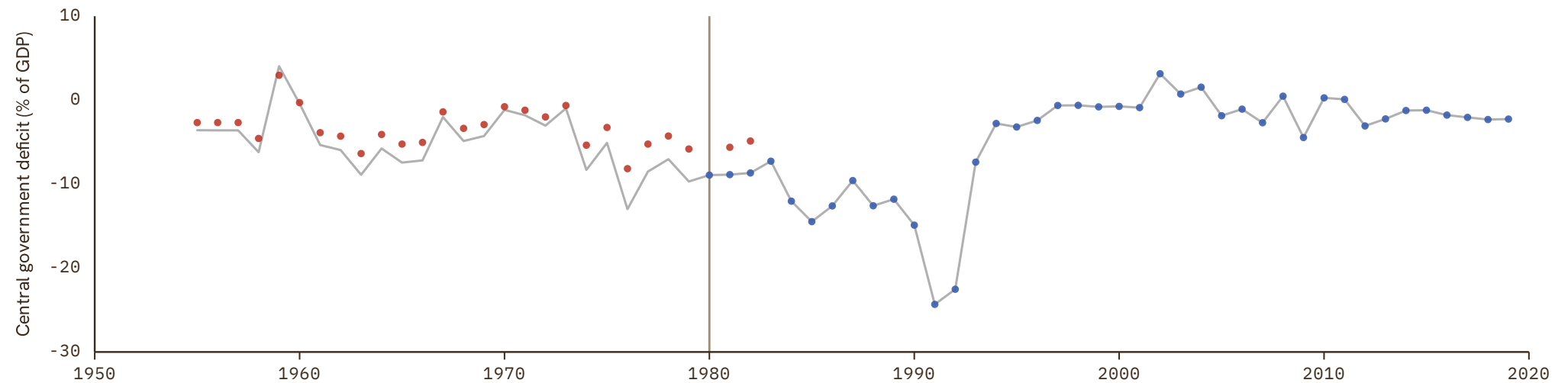
UNIT
in %

1 Source composition

SOURCE	CODE	TIME SPAN	NOTES
Brian Mitchell (2013)	Mitchell	1955 - 1979	Ratio-spliced using overlapping data in 1980: (ratio = 100%).
African Development Bank (2018)	AFDB	1980 - 2019	Baseline source, overlaps with anchor year 2015.

2 Harmonised series

— GMD estimate | Source change ● AFDB ● Mitchell



Sweden

COVERAGE
1722-2025

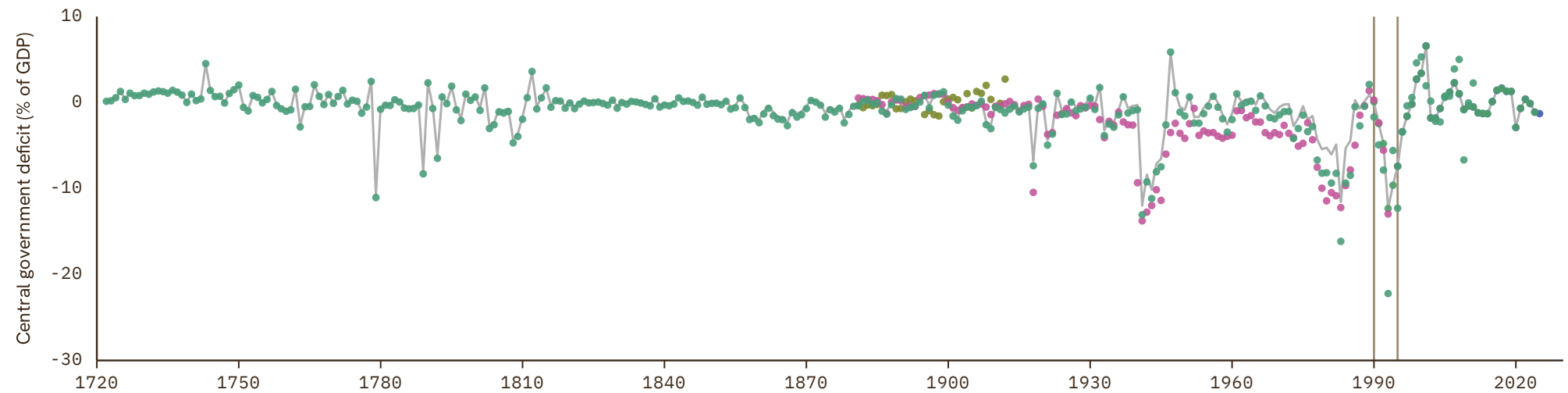
UNIT
in %

1 Source composition

SOURCE	CODE	TIME SPAN	NOTES
Schön et al. (2017)	CS1 SWE	1722 - 1989	Ratio-spliced using overlapping data in 1990: (ratio = 100%).
International Monetary Fund (2024)	IMF GFS	1990 - 1994	Ratio-spliced using overlapping data in 1995: (ratio = 100%).
Eurostat (2025)	EUS	1995 - 2025	Baseline source, overlaps with anchor year 2015.

2 Harmonised series

— GMD estimate | Source change ● EUS ● FZ ● IMF GFS ● Mitchell ● CS1



Switzerland

COVERAGE
1899–2024

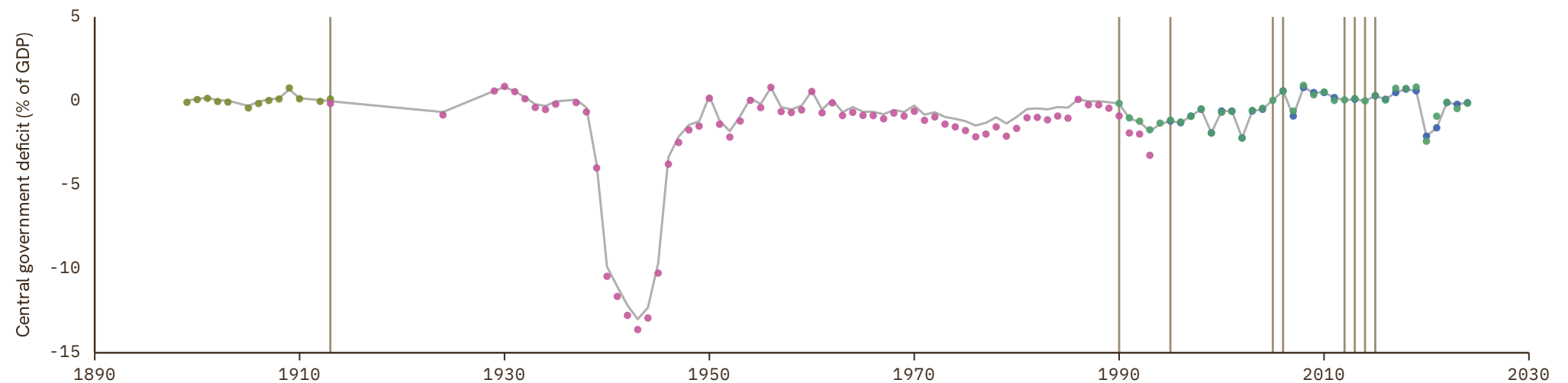
UNIT
in %

1 Source composition

SOURCE	CODE	TIME SPAN	NOTES
Marc Flandreau et al. (2004)	FZ	1899 - 1912	Ratio-spliced using overlapping data in 1913: (ratio = 100%).
Brian Mitchell (2013)	Mitchell	1913 - 1989	Ratio-spliced using overlapping data in 1990: (ratio = 100%).
International Monetary Fund (2024)	IMF GFS	1990 - 1994	Ratio-spliced using overlapping data in 1995: (ratio = 100%).
Eurostat (2025)	EUS	1995 - 2004	Ratio-spliced using overlapping data in 2005: (ratio = 100%).
International Monetary Fund (2024)	IMF GFS	2005 - 2005	Ratio-spliced using overlapping data in 2006: (ratio = 100%).
Eurostat (2025)	EUS	2006 - 2011	Ratio-spliced using overlapping data in 2012: (ratio = 100%).
International Monetary Fund (2024)	IMF GFS	2012 - 2012	Ratio-spliced using overlapping data in 2013: (ratio = 100%).
Eurostat (2025)	EUS	2013 - 2013	Ratio-spliced using overlapping data in 2014: (ratio = 100%).
International Monetary Fund (2024)	IMF GFS	2014 - 2014	Ratio-spliced using overlapping data in 2015: (ratio = 100%).
Eurostat (2025)	EUS	2015 - 2024	Baseline source, overlaps with anchor year 2015.

2 Harmonised series

— GMD estimate | Source change ● EUS ● FZ ● IMF GFS ● Mitchell



Syria

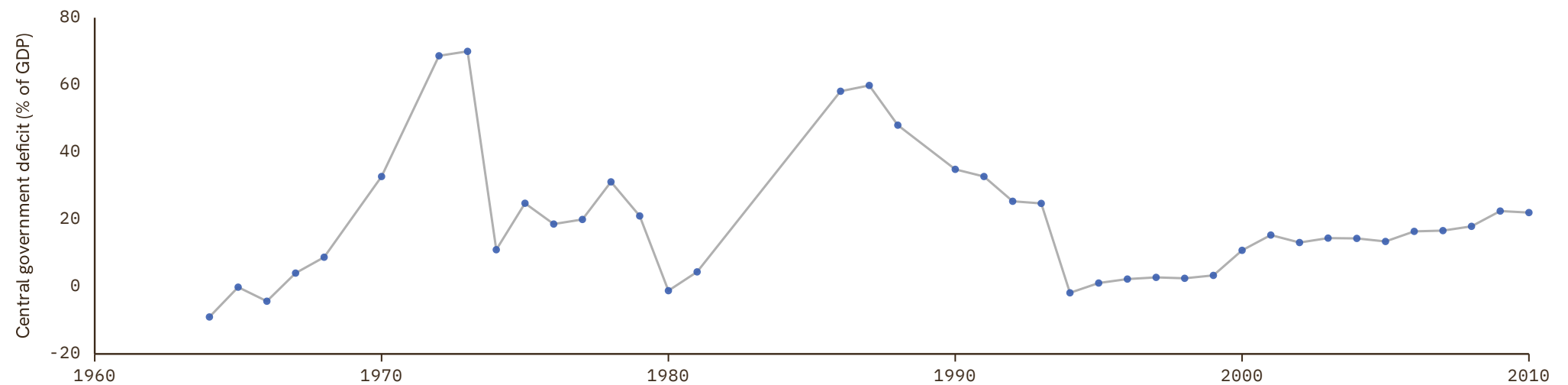
COVERAGE
1964–2010UNIT
in %

1 Source composition

SOURCE	CODE	TIME SPAN	NOTES
Brian Mitchell (2013)	Mitchell	1964 - 2010	Ratio-spliced using overlapping data in 2011: (ratio = 100%).

2 Harmonised series

— GMD estimate ● Mitchell



Taiwan

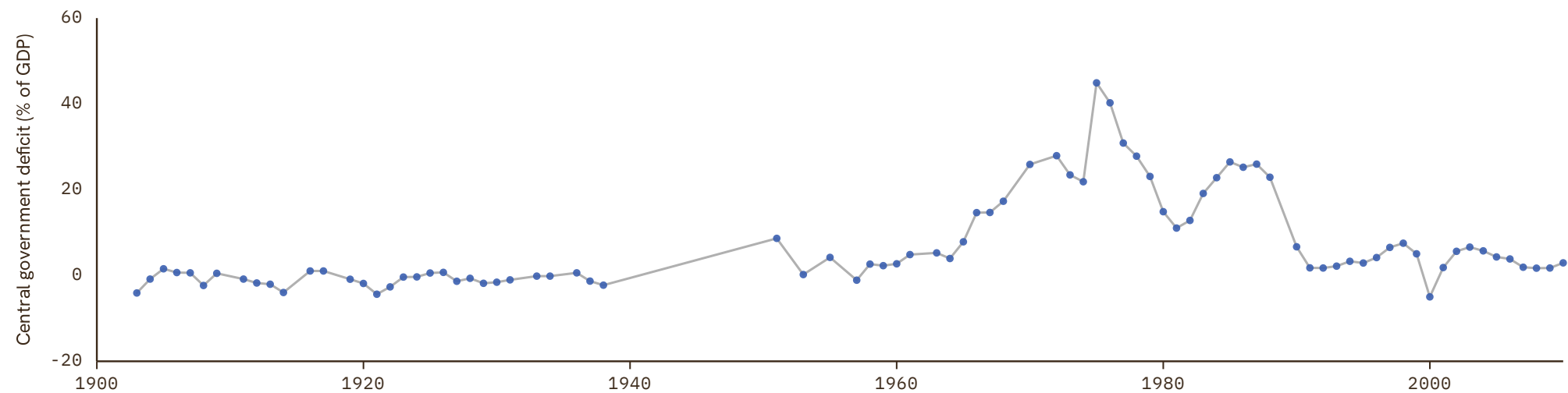
COVERAGE	UNIT
1903–2010	in %

1 Source composition

SOURCE	CODE	TIME SPAN	NOTES
Brian Mitchell (2013)	Mitchell	1903 - 2010	Ratio-spliced using overlapping data in 2011: (ratio = 100%).

2 Harmonised series

— GMD estimate ● Mitchell



Tajikistan

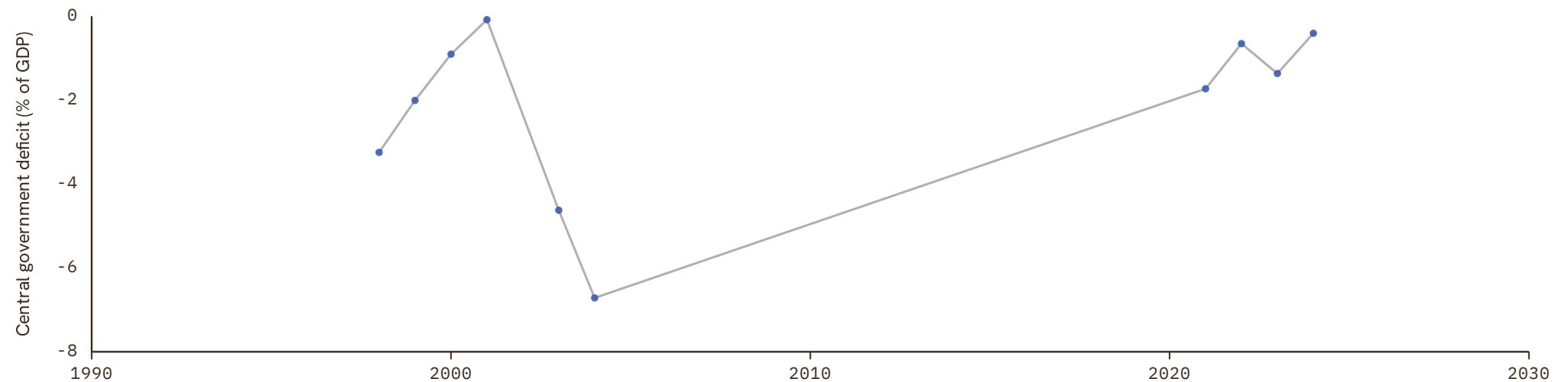
COVERAGE
1998–2024UNIT
in %

1 Source composition

SOURCE	CODE	TIME SPAN	NOTES
International Monetary Fund (2024)	IMF GFS	1998 - 2024	Baseline source, overlaps with anchor year 2015.

2 Harmonised series

— GMD estimate ● IMF GFS



Tanzania

COVERAGE
1955–2019

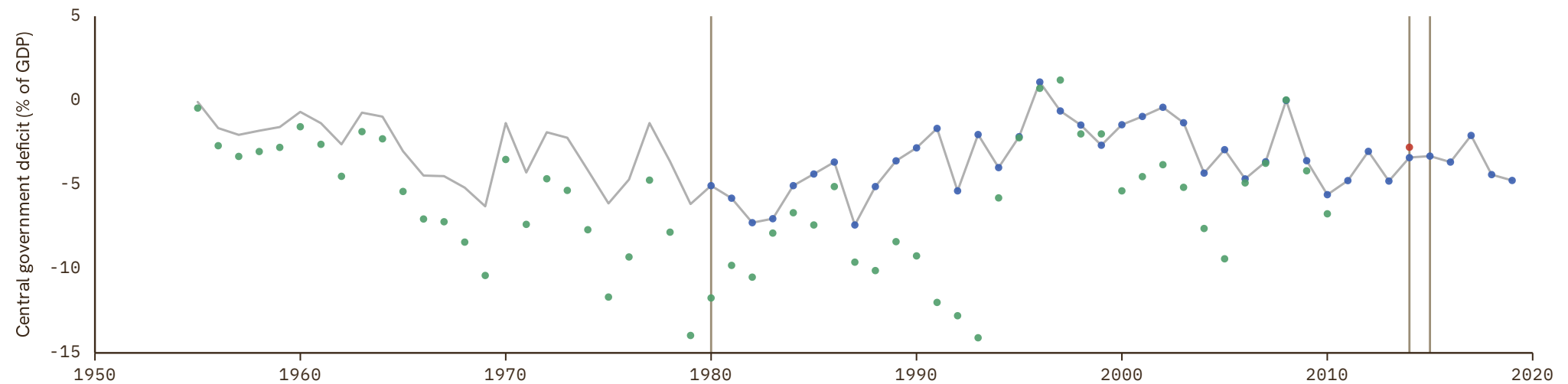
UNIT
in %

1 Source composition

SOURCE	CODE	TIME SPAN	NOTES
Brian Mitchell (2013)	Mitchell	1955 - 1979	Ratio-spliced using overlapping data in 1980: (ratio = 100%).
African Development Bank (2018)	AFDB	1980 - 2013	Ratio-spliced using overlapping data in 2014: (ratio = 100%).
International Monetary Fund (2024)	IMF GFS	2014 - 2014	Ratio-spliced using overlapping data in 2015: (ratio = 100%).
African Development Bank (2018)	AFDB	2015 - 2019	Baseline source, overlaps with anchor year 2015.

2 Harmonised series

— GMD estimate | Source change ● AFDB ● IMF GFS ● Mitchell



Thailand

COVERAGE
1946–2024

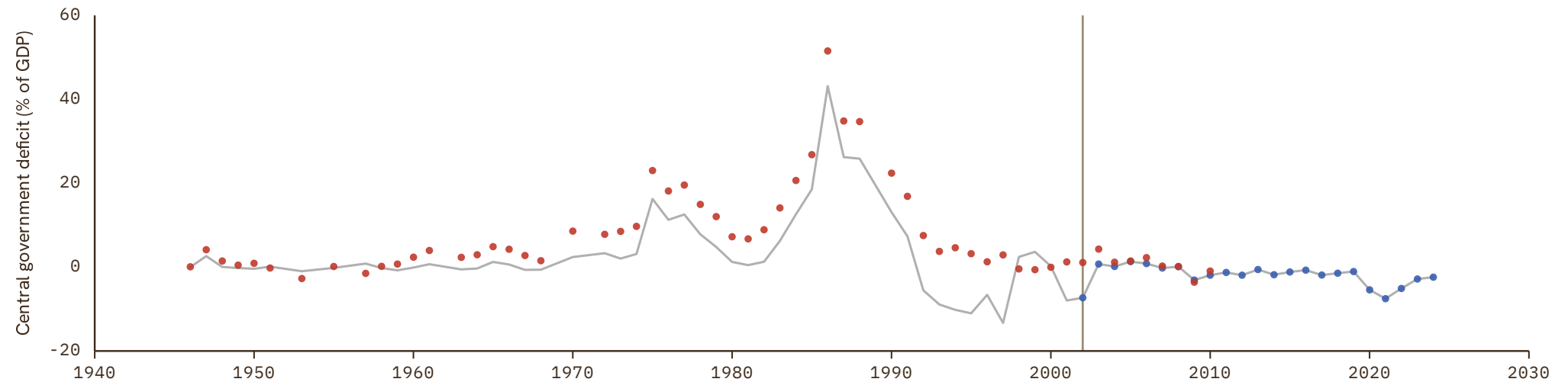
UNIT
in %

1 Source composition

SOURCE	CODE	TIME SPAN	NOTES
Brian Mitchell (2013)	Mitchell	1946 - 2001	Ratio-spliced using overlapping data in 2002: (ratio = 100%).
International Monetary Fund (2024)	IMF GFS	2002 - 2024	Baseline source, overlaps with anchor year 2015.

2 Harmonised series

— GMD estimate | Source change ● IMF GFS ● Mitchell



Timor-Leste

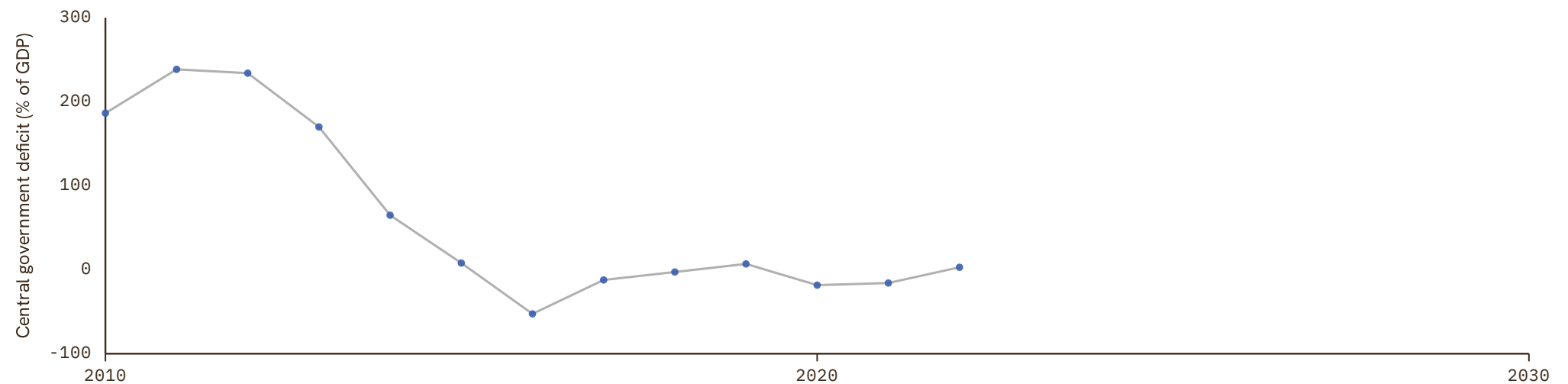
COVERAGE
2010–2022UNIT
in %

1 Source composition

SOURCE	CODE	TIME SPAN	NOTES
International Monetary Fund (2024)	IMF GFS	2010 - 2022	Baseline source, overlaps with anchor year 2015.

2 Harmonised series

— GMD estimate ● IMF GFS



Togo

COVERAGE
1961-2024

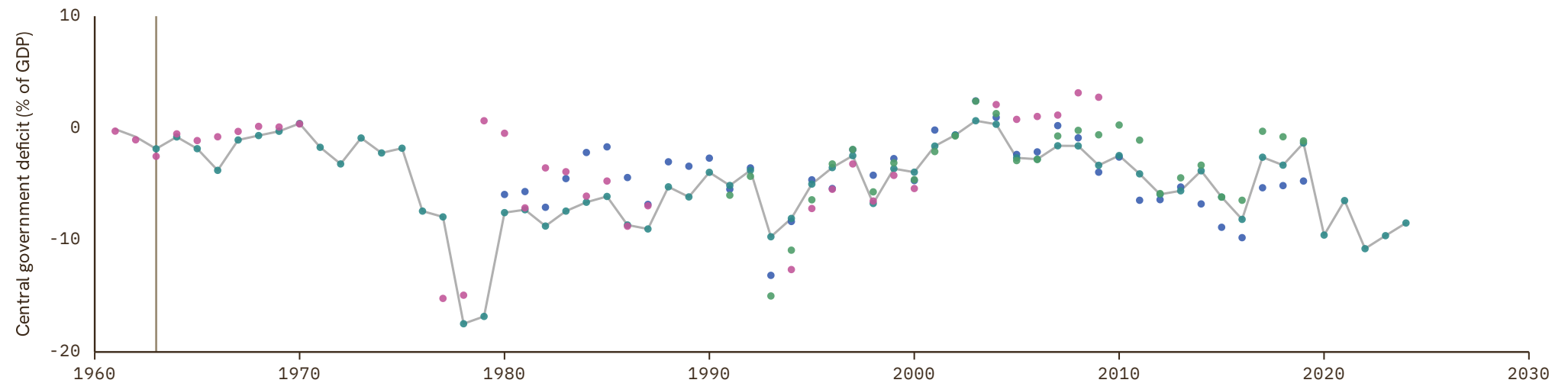
UNIT
in %

1 Source composition

SOURCE	CODE	TIME SPAN	NOTES
Brian Mitchell (2013)	Mitchell	1961 - 1962	Ratio-spliced using overlapping data in 1963: (ratio = 100%).
BCEAO (2024)	BCEAO	1963 - 2024	Baseline source, overlaps with anchor year 2015.

2 Harmonised series

— GMD estimate | Source change ● AFDB ● BCEAO ● FRANC ZONE ● Mitchell



Trinidad and Tobago

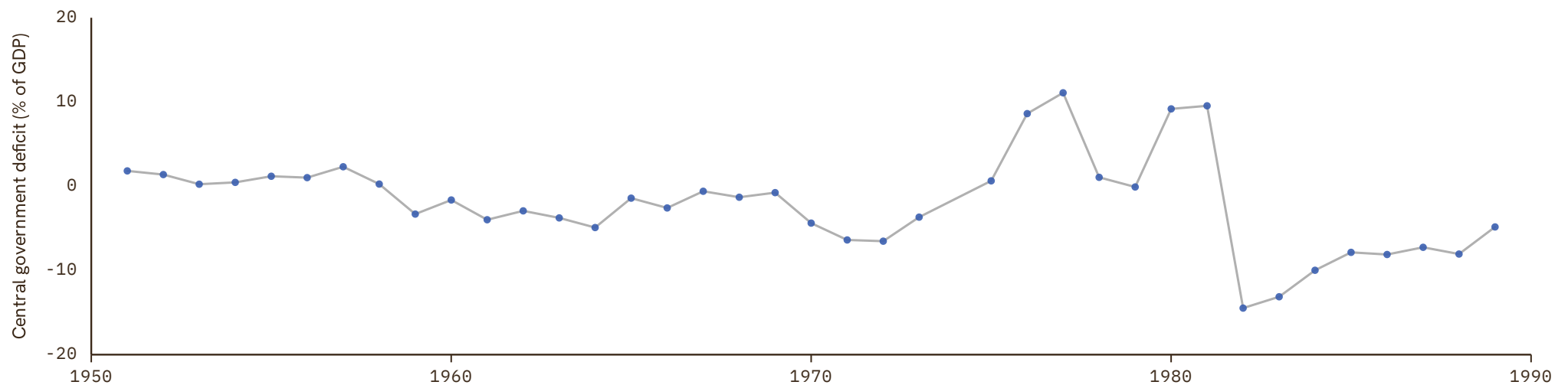
COVERAGE
1951–1989UNIT
in %

1 Source composition

SOURCE	CODE	TIME SPAN	NOTES
Brian Mitchell (2013)	Mitchell	1951 - 1989	Ratio-spliced using overlapping data in 1990: (ratio = 100%).

2 Harmonised series

— GMD estimate ● Mitchell



Tunisia

COVERAGE
1965–2019

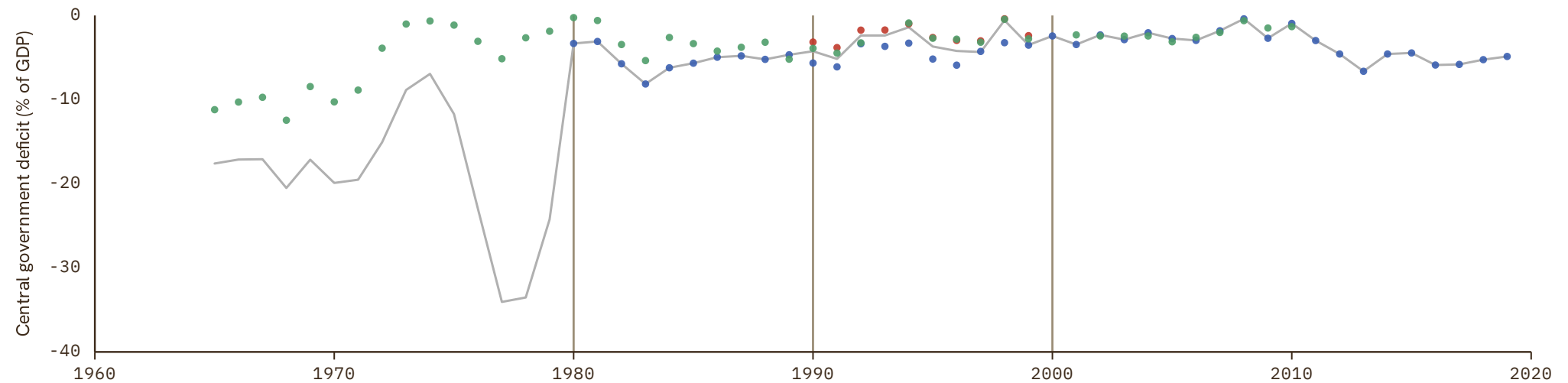
UNIT
in %

1 Source composition

SOURCE	CODE	TIME SPAN	NOTES
Brian Mitchell (2013)	Mitchell	1965 - 1979	Ratio-spliced using overlapping data in 1980: (ratio = 100%).
African Development Bank (2018)	AFDB	1980 - 1989	Ratio-spliced using overlapping data in 1990: (ratio = 100%).
International Monetary Fund (2024)	IMF GFS	1990 - 1999	Ratio-spliced using overlapping data in 2000: (ratio = 100%).
African Development Bank (2018)	AFDB	2000 - 2019	Baseline source, overlaps with anchor year 2015.

2 Harmonised series

— GMD estimate | Source change ● AFDB ● IMF GFS ● Mitchell



Turkey

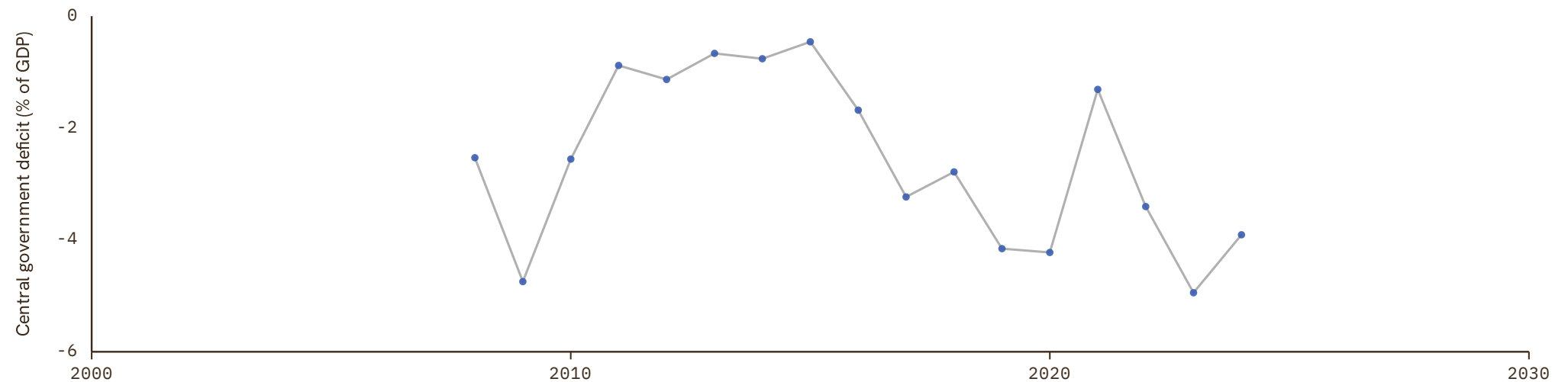
COVERAGE
2008–2024UNIT
in %

1 Source composition

SOURCE	CODE	TIME SPAN	NOTES
International Monetary Fund (2024)	IMF GFS	2008 - 2024	Baseline source, overlaps with anchor year 2015.

2 Harmonised series

— GMD estimate ● IMF GFS



Uganda

COVERAGE
1954–2023

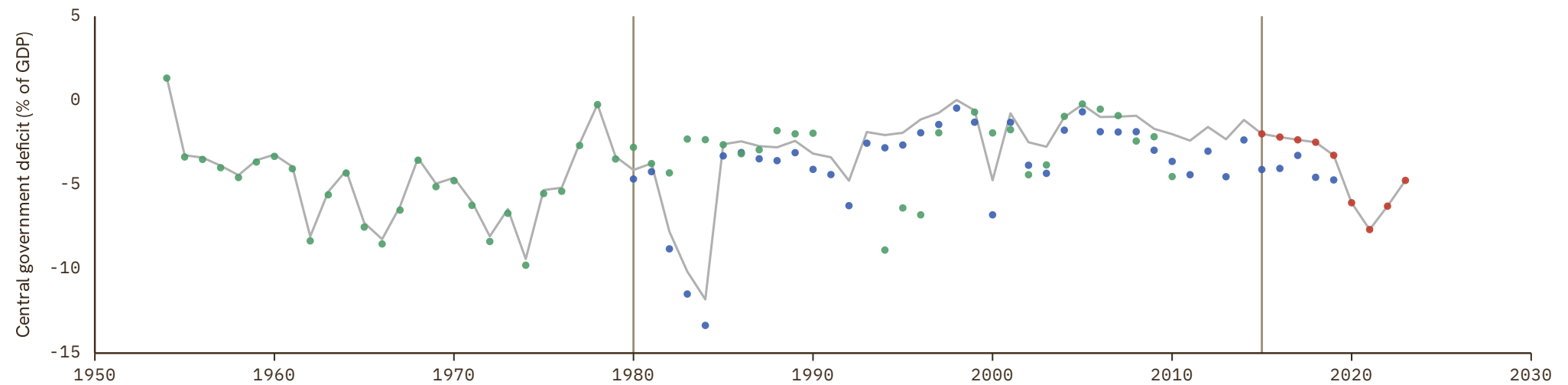
UNIT
in %

1 Source composition

SOURCE	CODE	TIME SPAN	NOTES
Brian Mitchell (2013)	Mitchell	1954 - 1979	Ratio-spliced using overlapping data in 1980: (ratio = 100%).
African Development Bank (2018)	AFDB	1980 - 2014	Ratio-spliced using overlapping data in 2015: (ratio = 100%).
International Monetary Fund (2024)	IMF GFS	2015 - 2023	Baseline source, overlaps with anchor year 2015.

2 Harmonised series

— GMD estimate | Source change ● AFDB ● IMF GFS ● Mitchell



Ukraine

COVERAGE
1999–2024

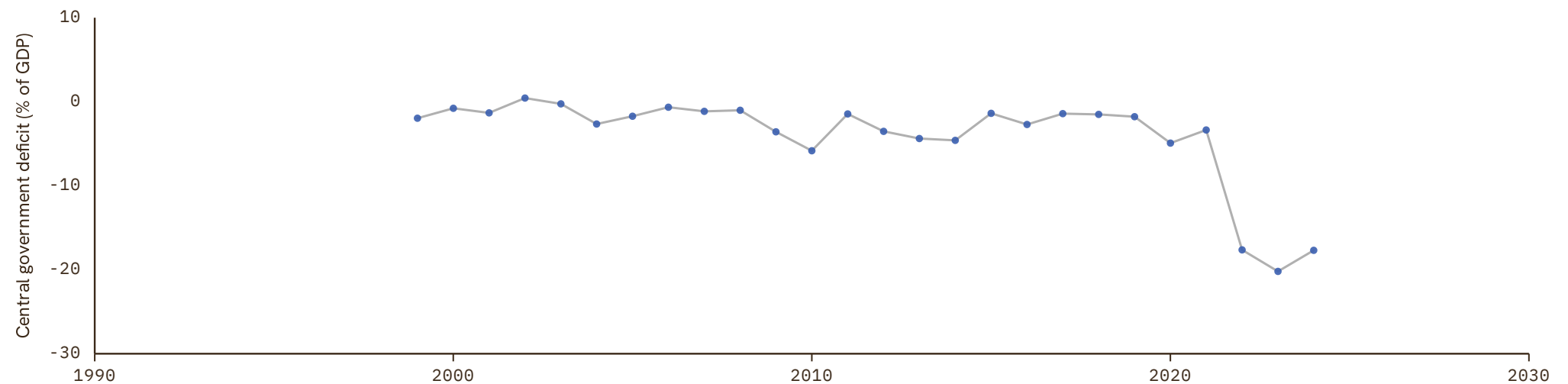
UNIT
in %

1 Source composition

SOURCE	CODE	TIME SPAN	NOTES
International Monetary Fund (2024)	IMF GFS	1999 - 2024	Baseline source, overlaps with anchor year 2015.

2 Harmonised series

— GMD estimate ● IMF GFS



United Arab Emirates

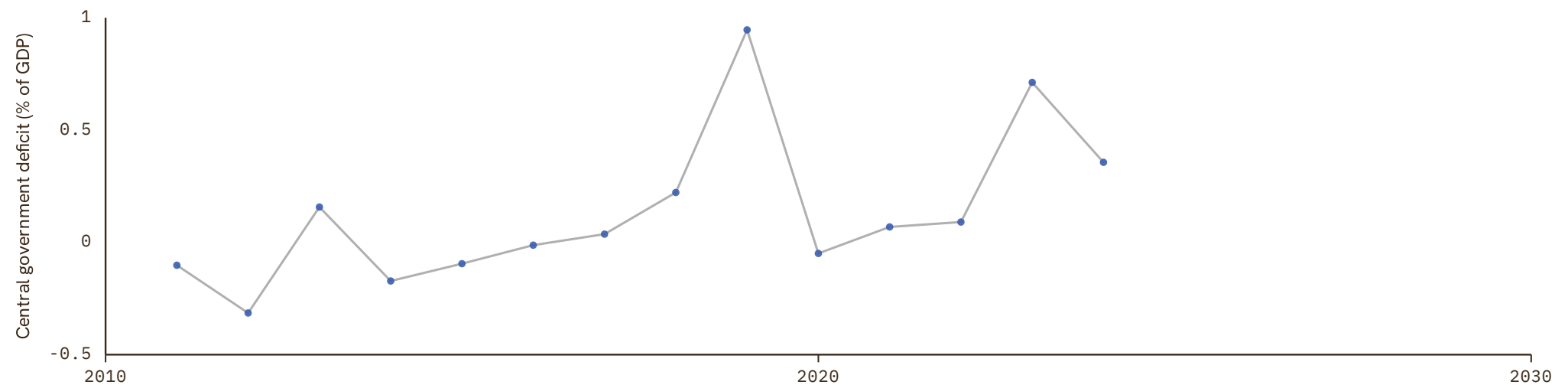
COVERAGE
2011–2024UNIT
in %

1 Source composition

SOURCE	CODE	TIME SPAN	NOTES
International Monetary Fund (2024)	IMF GFS	2011 - 2024	Baseline source, overlaps with anchor year 2015.

2 Harmonised series

— GMD estimate ● IMF GFS



United Kingdom

COVERAGE
1689–2024

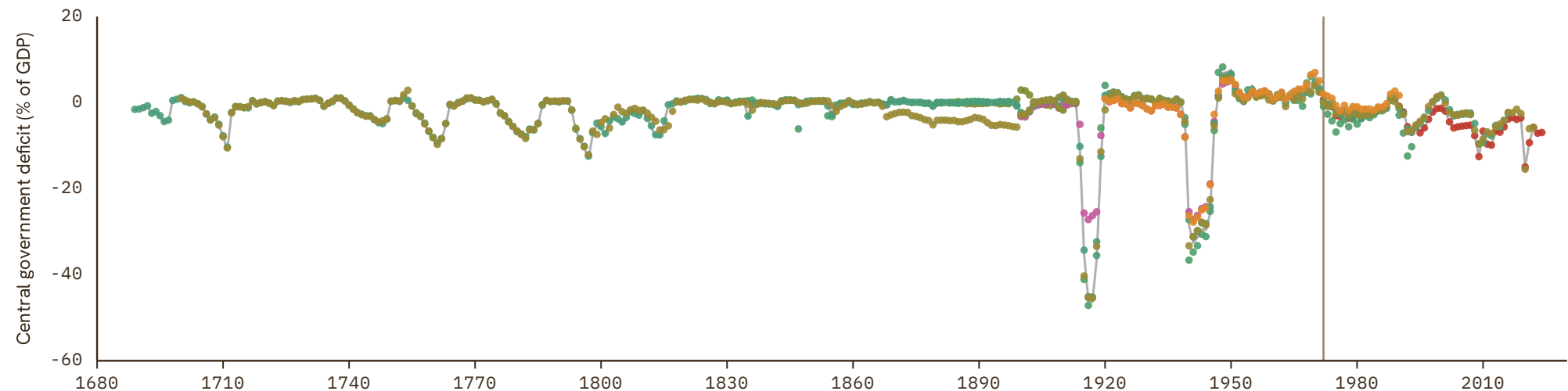
UNIT
in %

1 Source composition

SOURCE	CODE	TIME SPAN	NOTES
Thomas et al. (2010)	CS1 GBR	1689 - 1971	Ratio-spliced using overlapping data in 1972: (ratio = 100%).
International Monetary Fund (2024)	IMF GFS	1972 - 2024	Baseline source, overlaps with anchor year 2015.

2 Harmonised series

— GMD estimate | Source change ● FZ ● IMF GFS ● Mitchell ● CS3 ● CS1 ● CS2 ● CS4



United States

COVERAGE
1792–2025

UNIT
in %

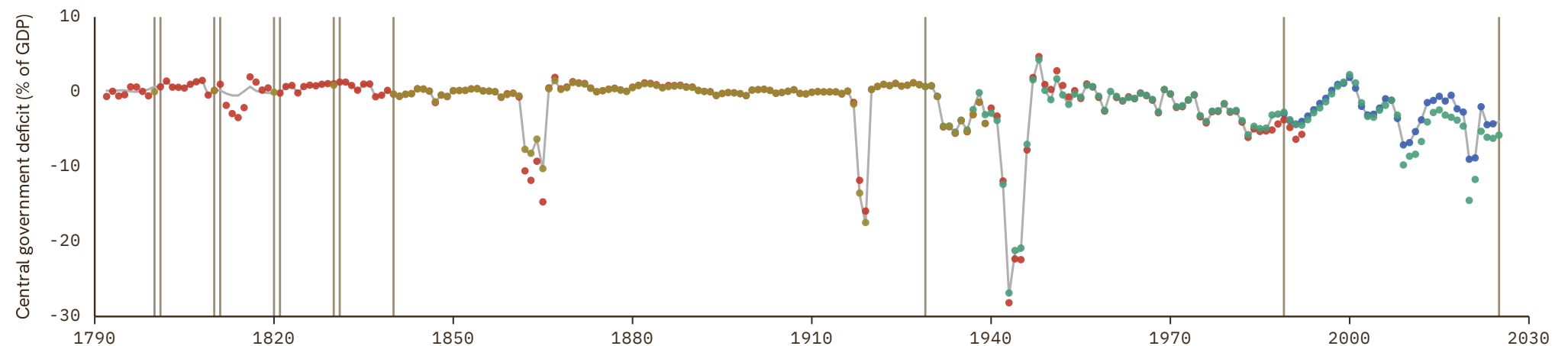
1 Source composition

SOURCE	CODE	TIME SPAN	NOTES
Brian Mitchell (2013)	Mitchell	1792 – 1799	Ratio-spliced using overlapping data in 1800: (ratio = 100%).
Carter et al. (2006)	CS2 USA	1800 – 1800	Ratio-spliced using overlapping data in 1801: (ratio = 100%).
Brian Mitchell (2013)	Mitchell	1801 – 1809	Ratio-spliced using overlapping data in 1810: (ratio = 100%).
Carter et al. (2006)	CS2 USA	1810 – 1810	Ratio-spliced using overlapping data in 1811: (ratio = 100%).
Brian Mitchell (2013)	Mitchell	1811 – 1819	Ratio-spliced using overlapping data in 1820: (ratio = 100%).
Carter et al. (2006)	CS2 USA	1820 – 1820	Ratio-spliced using overlapping data in 1821: (ratio = 100%).
Brian Mitchell (2013)	Mitchell	1821 – 1829	Ratio-spliced using overlapping data in 1830: (ratio = 100%).

SOURCE	CODE	TIME SPAN	NOTES
Carter et al. (2006)	CS2 USA	1830 – 1830	Ratio-spliced using overlapping data in 1831: (ratio = 100%).
Brian Mitchell (2013)	Mitchell	1831 – 1839	Ratio-spliced using overlapping data in 1840: (ratio = 100%).
Carter et al. (2006)	CS2 USA	1840 – 1928	Ratio-spliced using overlapping data in 1929: (ratio = 100%).
Fed. Reserve Bank of St. Louis (2024)	CS1 USA	1929 – 1988	Ratio-spliced using overlapping data in 1989: (ratio = 100%).
International Monetary Fund (2024)	IMF GFS	1989 – 2024	Baseline source, overlaps with anchor year 2015.
Fed. Reserve Bank of St. Louis (2024)	CS1 USA	2025 – 2025	Ratio-spliced using overlapping data in 2026: (ratio = 100%).

2 Harmonised series

— GMD estimate | Source change ● IMF GFS ● Mitchell ● CS1 ● CS2



Uruguay

COVERAGE
1956–2024

UNIT
in %

1 Source composition

SOURCE	CODE	TIME SPAN	NOTES
Brian Mitchell (2013)	Mitchell	1956 - 1992	Ratio-spliced using overlapping data in 1993: (ratio = 100%).
International Monetary Fund (2024)	IMF GFS	2001 - 2024	Baseline source, overlaps with anchor year 2015.

2 Harmonised series

— GMD estimate | | Source change ● IMF GFS ● Mitchell



Uzbekistan

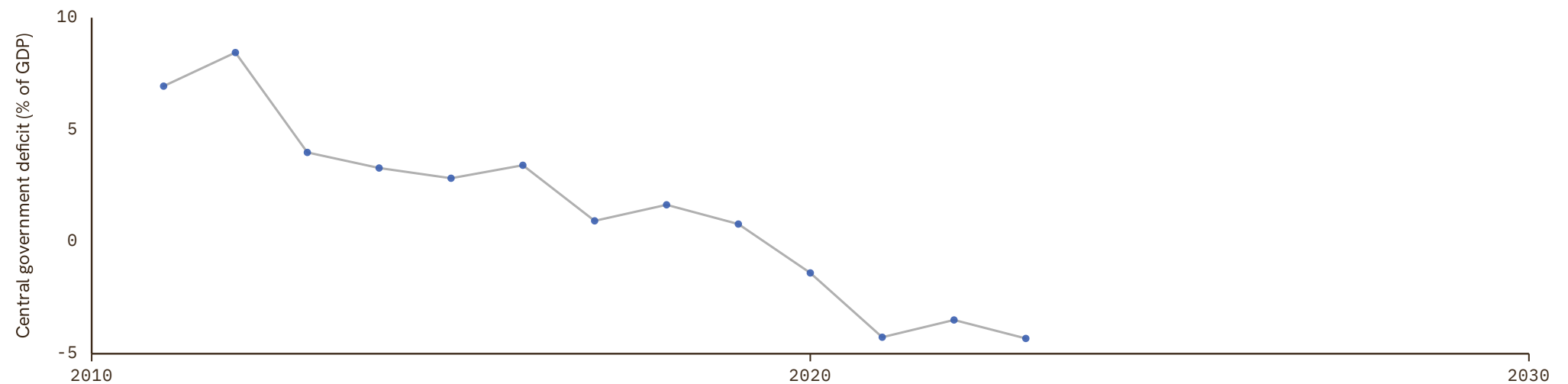
COVERAGE
2011–2023UNIT
in %

1 Source composition

SOURCE	CODE	TIME SPAN	NOTES
International Monetary Fund (2024)	IMF GFS	2011 - 2023	Baseline source, overlaps with anchor year 2015.

2 Harmonised series

— GMD estimate ● IMF GFS



Venezuela

COVERAGE
1950–1992

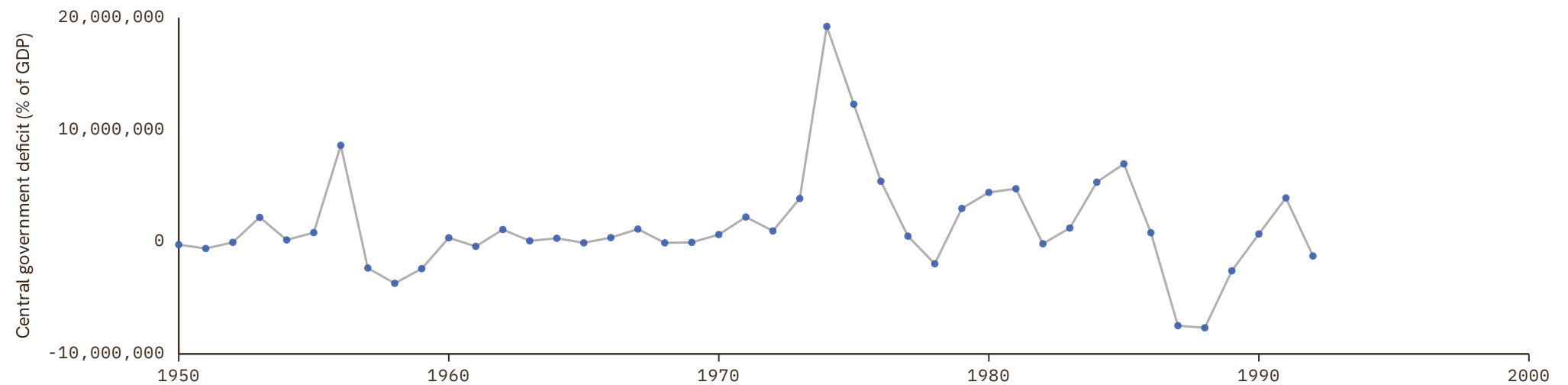
UNIT
in %

1 Source composition

SOURCE	CODE	TIME SPAN	NOTES
Brian Mitchell (2013)	Mitchell	1950 - 1992	Ratio-spliced using overlapping data in 1993: (ratio = 100%).

2 Harmonised series

— GMD estimate ● Mitchell



Zambia

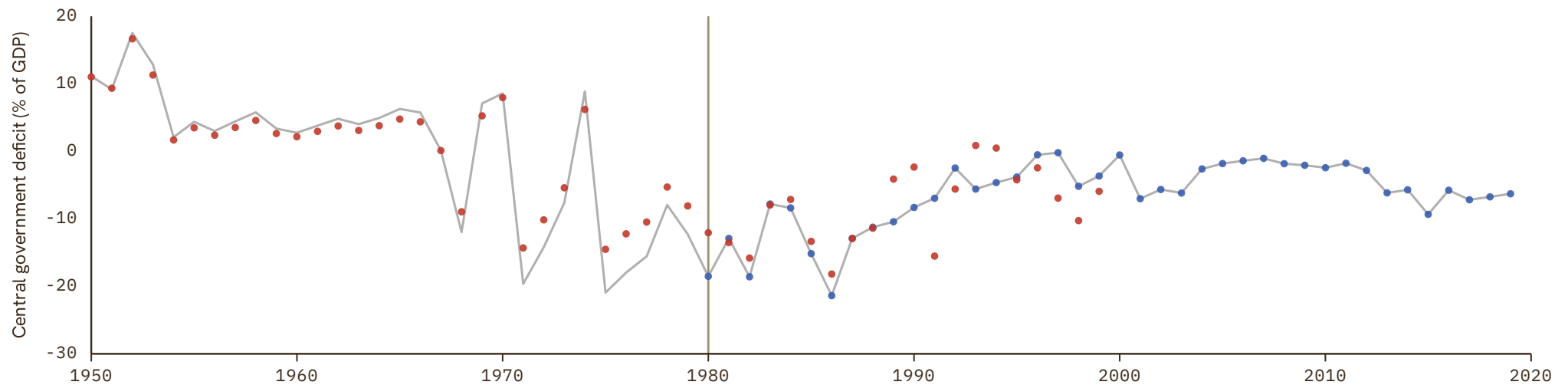
COVERAGE	UNIT
1950–2019	in %

1 Source composition

SOURCE	CODE	TIME SPAN	NOTES
Brian Mitchell (2013)	Mitchell	1950 - 1979	Ratio-spliced using overlapping data in 1980: (ratio = 100%).
African Development Bank (2018)	AFDB	1980 - 2019	Baseline source, overlaps with anchor year 2015.

2 Harmonised series

— GMD estimate | | Source change ● AFDB ● Mitchell



Zimbabwe

COVERAGE
1990–2019

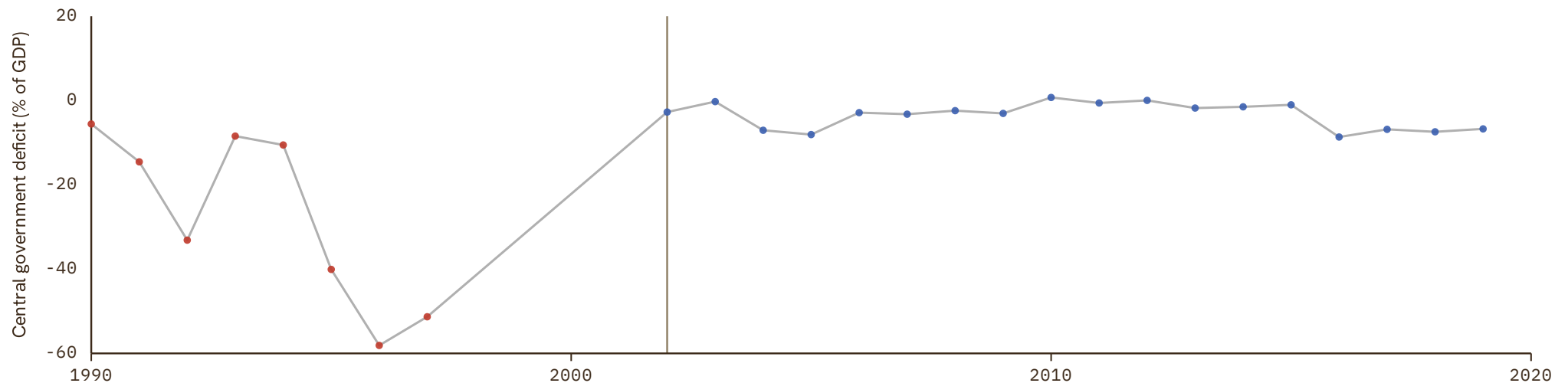
UNIT
in %

1 Source composition

SOURCE	CODE	TIME SPAN	NOTES
International Monetary Fund (2024)	IMF GFS	1990 - 1997	Ratio-spliced using overlapping data in 1998: (ratio = 100%).
African Development Bank (2018)	AFDB	2002 - 2019	Baseline source, overlaps with anchor year 2015.

2 Harmonised series

— GMD estimate | Source change ● AFDB ● IMF GFS



Andorra

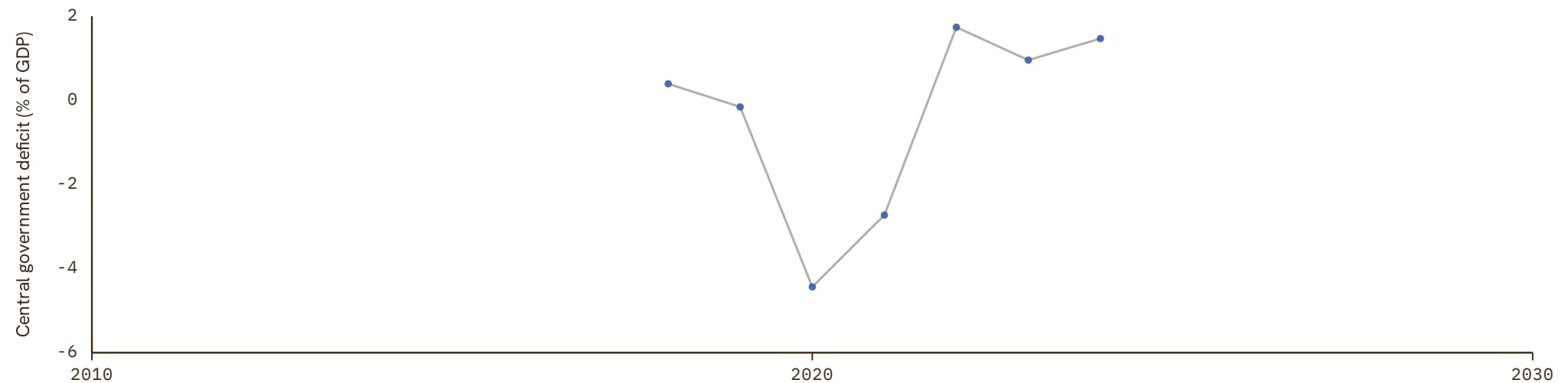
COVERAGE
2018–2024UNIT
in %

1 Source composition

SOURCE	CODE	TIME SPAN	NOTES
International Monetary Fund (2024)	IMF GFS	2018 - 2024	Ratio-spliced using overlapping data in 2025: (ratio = 100%).

2 Harmonised series

— GMD estimate ● IMF GFS



Comoros

COVERAGE
1980–2019

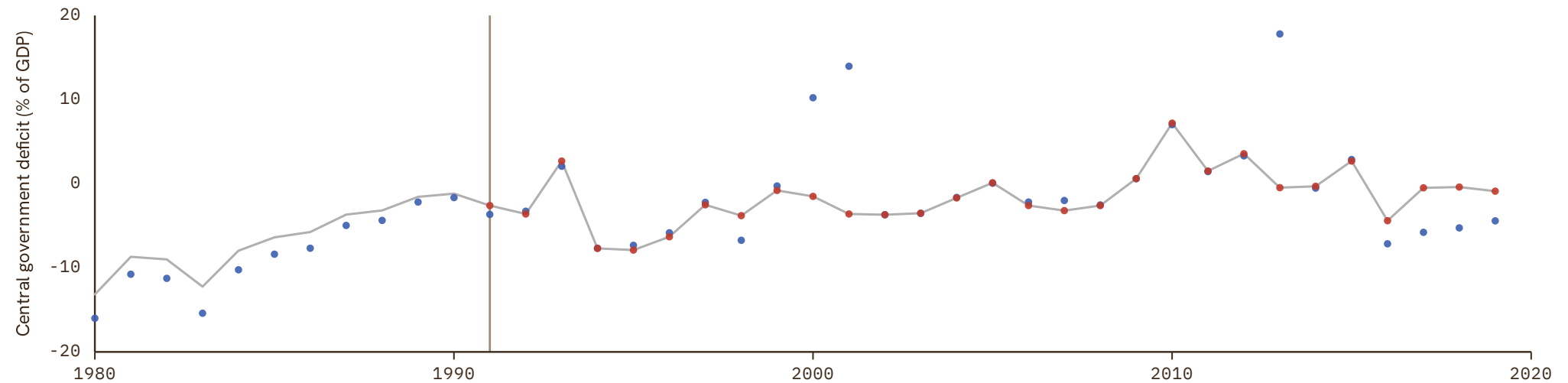
UNIT
in %

1 Source composition

SOURCE	CODE	TIME SPAN	NOTES
African Development Bank (2018)	AFDB	1980 - 1990	Ratio-spliced using overlapping data in 1991: (ratio = 100%).
Banque de France (2024)	FRANC_ZONE	1991 - 2019	Baseline source, overlaps with anchor year 2015.

2 Harmonised series

— GMD estimate | Source change ● AFDB ● FRANC_ZONE



Kiribati

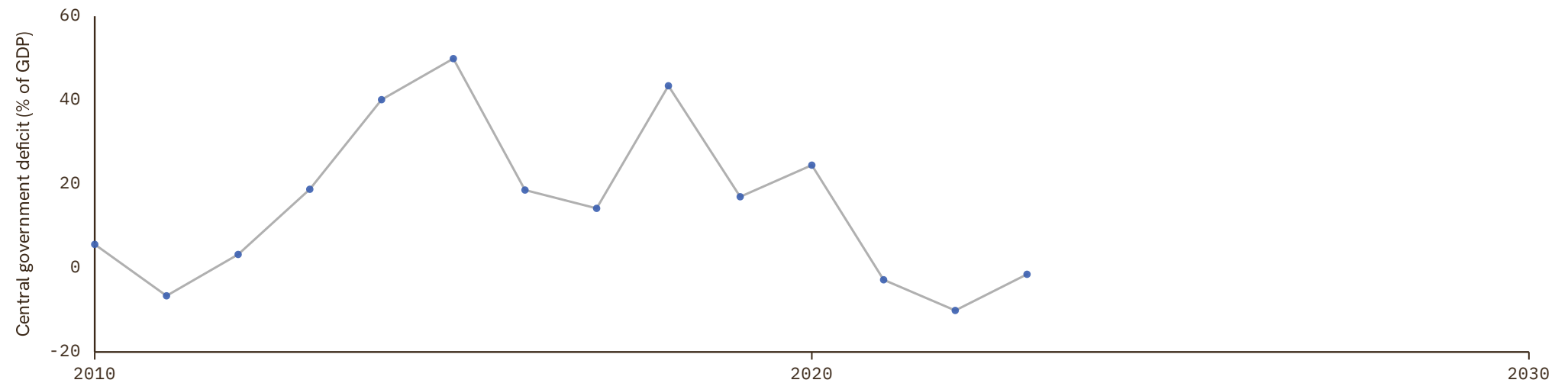
COVERAGE
2010–2023UNIT
in %

1 Source composition

SOURCE	CODE	TIME SPAN	NOTES
International Monetary Fund (2024)	IMF GFS	2010 - 2023	Baseline source, overlaps with anchor year 2015.

2 Harmonised series

— GMD estimate ● IMF GFS



Macau

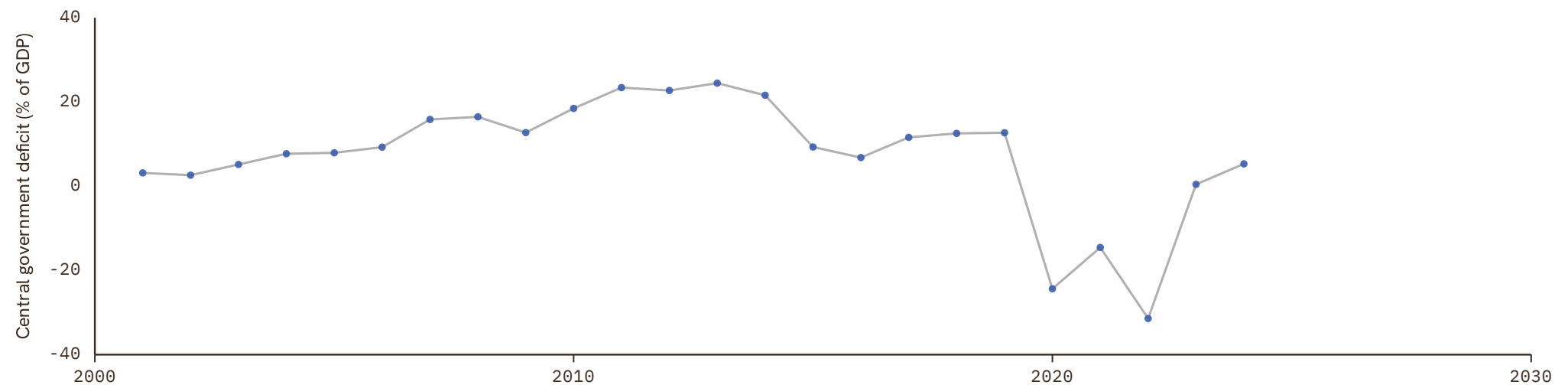
COVERAGE
2001–2024UNIT
in %

1 Source composition

SOURCE	CODE	TIME SPAN	NOTES
International Monetary Fund (2024)	IMF GFS	2001 - 2024	Baseline source, overlaps with anchor year 2015.

2 Harmonised series

— GMD estimate ● IMF GFS



Marshall Islands

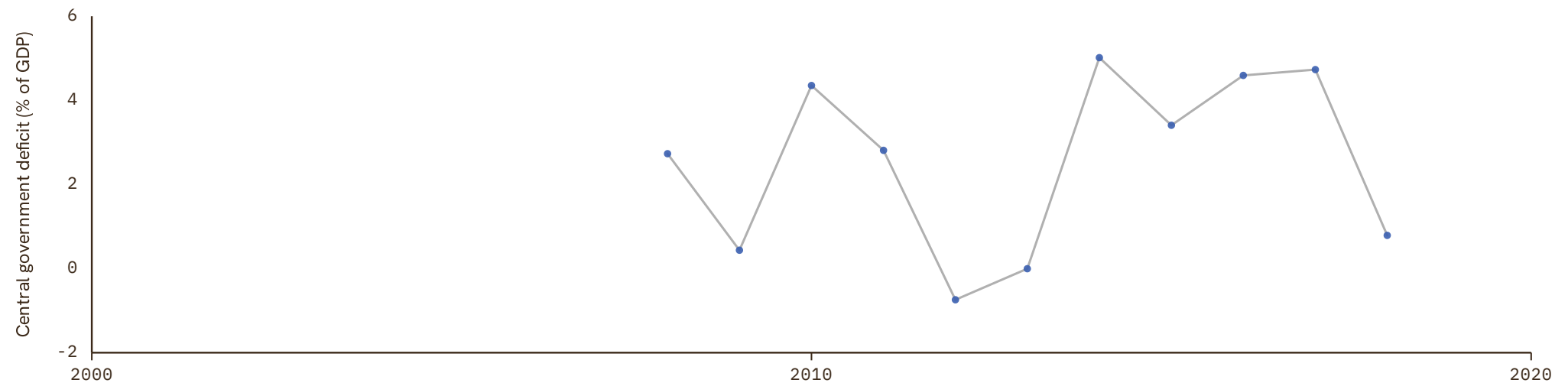
COVERAGE
2008–2018UNIT
in %

1 Source composition

SOURCE	CODE	TIME SPAN	NOTES
International Monetary Fund (2024)	IMF GFS	2008 - 2018	Baseline source, overlaps with anchor year 2015.

2 Harmonised series

— GMD estimate ● IMF GFS



Nauru

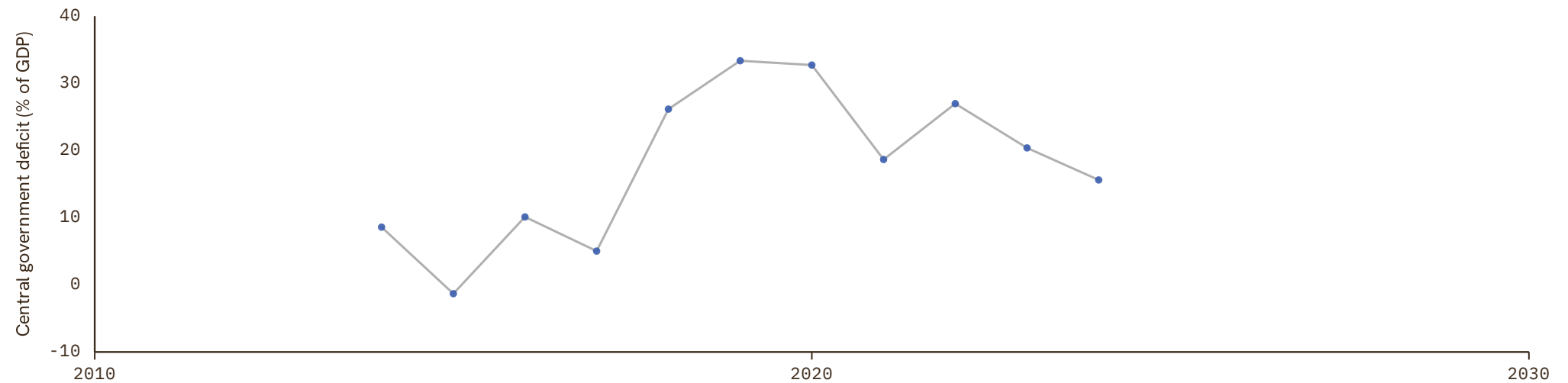
COVERAGE
2014–2024UNIT
in %

1 Source composition

SOURCE	CODE	TIME SPAN	NOTES
International Monetary Fund (2024)	IMF GFS	2014 - 2024	Baseline source, overlaps with anchor year 2015.

2 Harmonised series

— GMD estimate ● IMF GFS



Palau

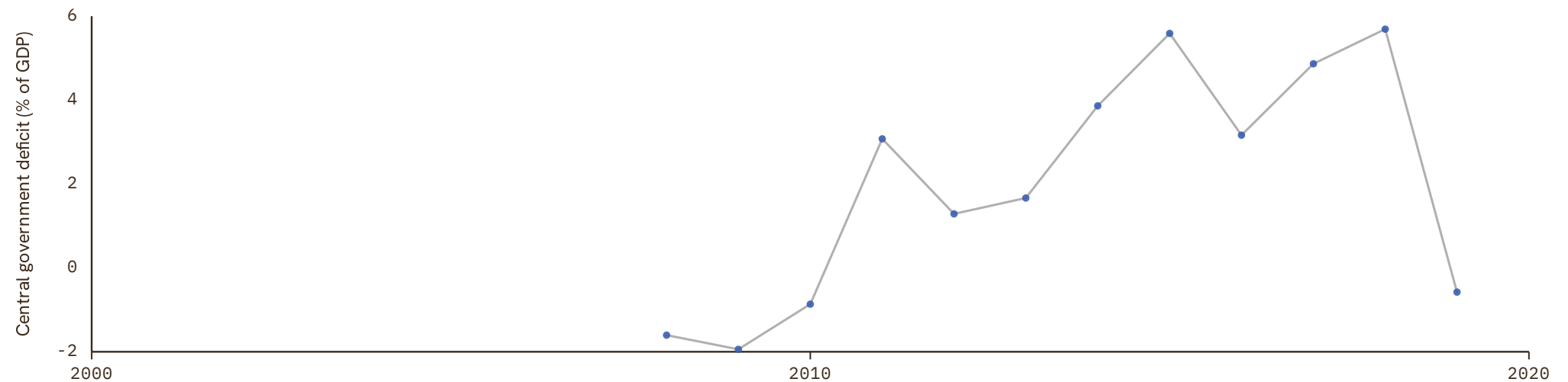
COVERAGE
2008–2019UNIT
in %

1 Source composition

SOURCE	CODE	TIME SPAN	NOTES
International Monetary Fund (2024)	IMF GFS	2008 - 2019	Baseline source, overlaps with anchor year 2015.

2 Harmonised series

— GMD estimate ● IMF GFS



Samoa

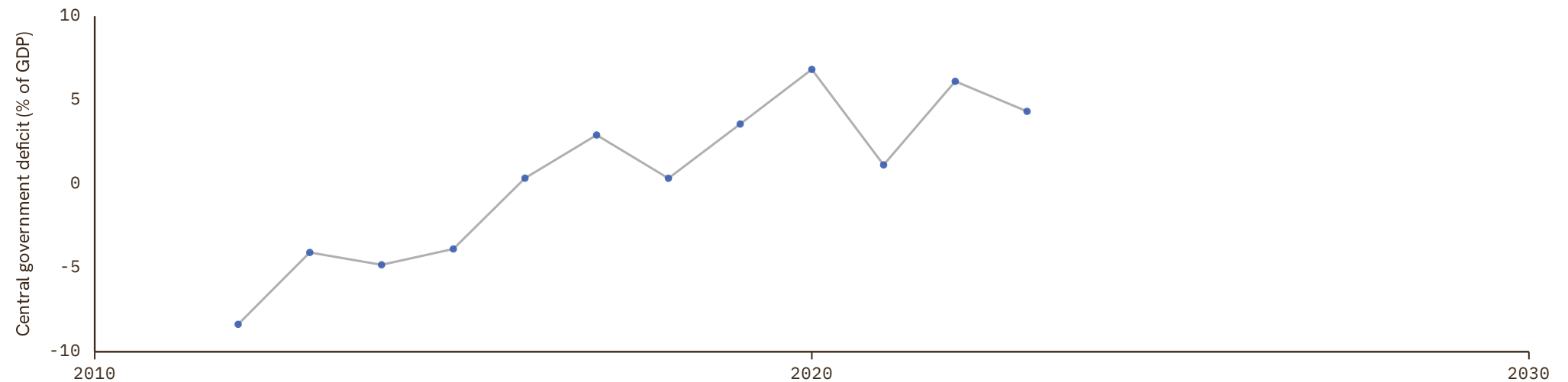
COVERAGE
2012–2023UNIT
in %

1 Source composition

SOURCE	CODE	TIME SPAN	NOTES
International Monetary Fund (2024)	IMF GFS	2012 - 2023	Baseline source, overlaps with anchor year 2015.

2 Harmonised series

— GMD estimate ● IMF GFS



San Marino

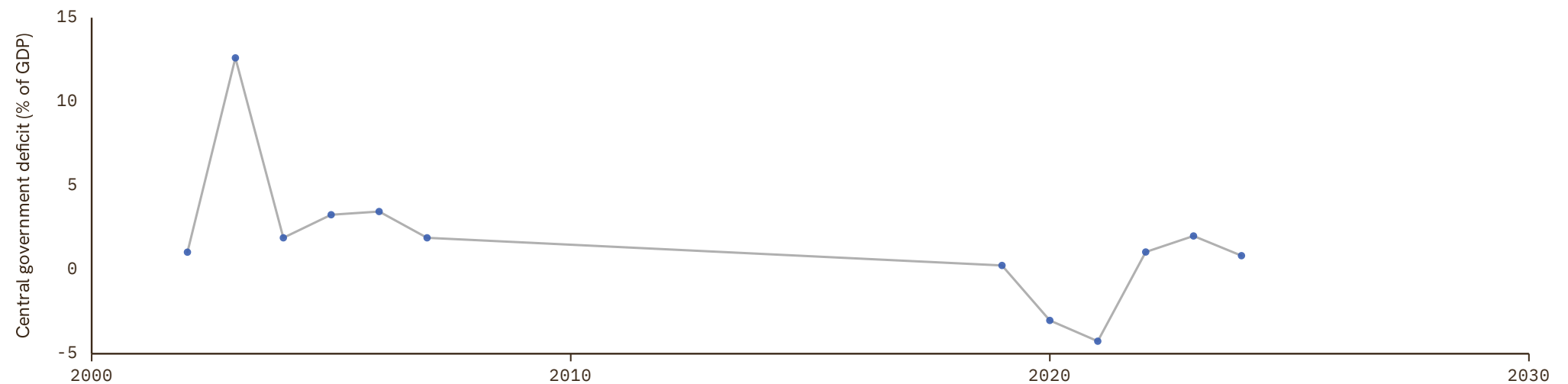
COVERAGE
2002–2024UNIT
in %

1 Source composition

SOURCE	CODE	TIME SPAN	NOTES
International Monetary Fund (2024)	IMF GFS	2002 - 2024	Baseline source, overlaps with anchor year 2015.

2 Harmonised series

— GMD estimate ● IMF GFS



Vanuatu

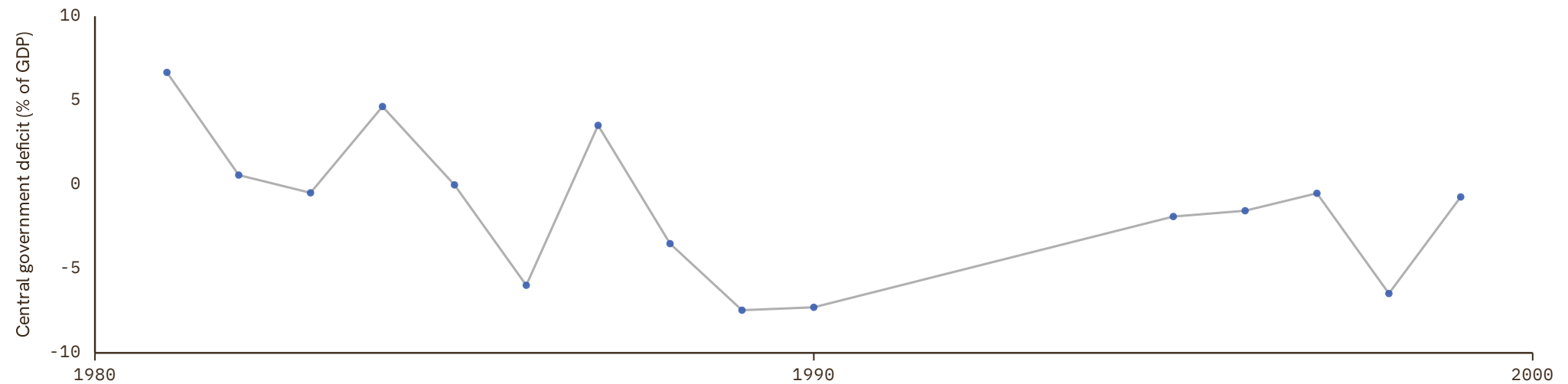
COVERAGE
1981-1999UNIT
in %

1 Source composition

SOURCE	CODE	TIME SPAN	NOTES
International Monetary Fund (2024)	IMF GFS	1981 - 1999	Ratio-spliced using overlapping data in 2000: (ratio = 100%).

2 Harmonised series

— GMD estimate ● IMF GFS



References

AFDB African Development Bank (2018). AFDB Socio Economic Database. <https://dataportal.opendataforafrica.org/nbyenxf/afdb-socio-economic-database-1960-2022>

BCEAO BCEAO (2024). La Base des Données Economiques et Financières. <https://www.bceao.int/fr/content/la-base-des-donnees-economiques-et-financieres>

CS1_COL Banco de la República, Colombia (2024). Series Estadísticas Históricas. Banco de la República de Colombia. <https://uba.banrep.gov.co/htmlcommons/SeriesHistoricas/>

CS1_GBR Thomas, Ryland and Hills, Sally and Dimsdale, Nicholas (2010). The UK Recession in Context — What Do Three Centuries of Data Tell Us?. <https://ideas.repec.org/a/boe/qbullt/0032.html>

CS1_MEX Martín Moreno, Sergio (curator) (2026). Archivo de Historia Económica de México — Base de Datos Histórica Siglo XX, 1876-2025. File ABASEXX01.xlsx (Base de datos general). <https://archivohistoriaeconomicamexico.com/basededatos.aspx>

CS1_SWE Schön, Lennart and Krantz, Olle (2017). Swedish Historical National Accounts 1300-2020. School of Economics and Management, Lund University. <https://www.lusem.lu.se/economic-history/databases/economic-history-data/swedish-historical-national-accounts>

CS1_USA Fed. Reserve Bank of St. Louis (2024). Federal Reserve Economic Data. <https://fred.stlouisfed.org/>

CS1_ZAF South African Reserve Bank (2024). South African Reserve Bank Official Website. <https://www.resbank.co.za>

CS2_COL Banco de la República, Colombia (2026). Series Estadísticas Históricas — Unidad de Bases de Datos Apertura (UBA). Banco de la República de Colombia. <https://uba.banrep.gov.co>

CS2_KOR Cha, Myung Soo and Kim, Nak Nyeon and Park, Ki-Joo and Park, Yitaek (2022). Historical Statistics of Korea. Springer.

CS2_NZL New Zealand Treasury (2026). Fiscal Time Series — Historical Fiscal Indicators. <https://www.treasury.govt.nz/publications/information-release/data-fiscal-time-series-historical-fiscal-indicators>

CS2_USA Carter, Susan B. and Gartner, Scott S. and Haines, Michael R. and Olmstead, Alan L. and Sutch, Richard and Wright, Gavin (2006). Historical Statistics of the United States: Millennial Edition. Cambridge University Press New York.

CS3_AUS Foster, R. A. (1996). Australian Economic Statistics 1949-50 to 1994-95. Reserve Bank of Australia. <https://www.rba.gov.au/statistics/frequency/occ-paper-8.html>

CS3_forecast_KOR CS3 forecast KOR

CS3_KOR Min. of Economy and Finance, Korea (2026). Open Fiscal Data. <https://www.openfiscaldata.go.kr/op/en/us/UOPENUSA02>

EUS Eurostat (2025). Eurostat Database. .

FRANC_ZONE Banque de France (2024). Statistical Series of Member Countries from Monetary Cooperation Africa-France. <https://www.banque-france.fr/en/publications-and-statistics/statistics>

FZ Marc Flandreau and Frédéric Zumer (2004). The Making of Global Finance 1880-1913. OECD. <https://www.oecd-ilibrary.org/content/publication/9789264015364-en>

IMF_GFS International Monetary Fund (2024). Government Finance Statistics. <https://data.imf.org/?sk=a0867067-d23c-4ebc-ad23-d3b015045405>

Mitchell1 Brian Mitchell (2013). International Historical Statistics. Palgrave Macmillan London. <https://doi.org/10.1057/978-1-137-30568-8>

References

SECMCA Consejo Monetario Centroamericano (2026). SECMCA Public API and Estadísticas Macroeconómicas Históricas 1960-2017. https://secmca-api.secmca.org/simafir_api/ws/swagger-ui/index.html

SECMCA_HIST Consejo Monetario Centroamericano (2017). Estadísticas Macroeconómicas Históricas 1960-2017. Per-country Excel workbooks (CR/DO/GT/HN/NI/SV) plus the regional comparative file COMPARATIVO_PAISES.xlsx. <https://www.secmca.org/estadisticas-historicas-1960-2017/>
