

Central Government Expenditure To GDP

in %

RELEASE

2026_07

COVERAGE

1689 – 2026

CENTRAL GOVERNMENT EXPENDITURE IN PERCENT OF GDP (%)

Afghanistan	10
Albania	11
Algeria	12
Angola	13
Argentina	14
Armenia	15
Australia	16
Austria	17
Azerbaijan	18
Bahamas	19
Bahrain	20
Bangladesh	21
Barbados	22
Belarus	23
Belgium	24
Benin	25
Bolivia	26
Bosnia and Herzegovina	27
Botswana	28
Brazil	29
Bulgaria	30
Burkina Faso	31
Burundi	32
Cambodia	33

CENTRAL GOVERNMENT EXPENDITURE IN PERCENT OF GDP (%)

Cameroon	34
Canada	35
Cape Verde	36
Central African Republic	37
Chad	38
Chile	39
Colombia	40
Costa Rica	41
Croatia	42
Cuba	43
Cyprus	44
Czech Republic	45
Democratic Republic of the Congo	46
Denmark	47
Djibouti	48
Dominica	49
Dominican Republic	50
Ecuador	51
Egypt	52
El Salvador	53
Equatorial Guinea	54
Eritrea	55
Estonia	56
Eswatini	57

CENTRAL GOVERNMENT EXPENDITURE IN PERCENT OF GDP (%)

Ethiopia	58
Fiji	59
Finland	60
France	61
Gabon	62
Gambia	63
Georgia	64
German Democratic Republic	65
Germany	66
Ghana	67
Greece	68
Guatemala	69
Guinea	70
Guinea-Bissau	71
Guyana	72
Haiti	73
Honduras	74
Hong Kong	75
Hungary	76
Iceland	77
India	78
Indonesia	79
Iran	80
Iraq	81

CENTRAL GOVERNMENT EXPENDITURE IN PERCENT OF GDP (%)

Ireland	82
Israel	83
Italy	84
Ivory Coast	85
Jamaica	86
Japan	87
Jordan	88
Kazakhstan	89
Kenya	90
Kuwait	91
Kyrgyzstan	92
Latvia	93
Lesotho	94
Liberia	95
Libya	96
Lithuania	97
Luxembourg	98
Macedonia	99
Madagascar	100
Malawi	101
Malaysia	102
Maldives	103
Mali	104
Malta	105

CENTRAL GOVERNMENT EXPENDITURE IN PERCENT OF GDP (%)

Mauritania	106
Mauritius	107
Mexico	108
Moldova	109
Mongolia	110
Morocco	111
Mozambique	112
Myanmar	113
Namibia	114
Nepal	115
Netherlands	116
New Zealand	117
Nicaragua	118
Niger	119
Nigeria	120
Norway	121
Pakistan	122
Palestine	123
Panama	124
Papua New Guinea	125
Paraguay	126
Peru	127
Philippines	128
Poland	129

CENTRAL GOVERNMENT EXPENDITURE IN PERCENT OF GDP (%)

Portugal	130
Puerto Rico	131
Republic of the Congo	132
Romania	133
Russian Federation	134
Rwanda	135
Sao Tome and Principe	136
Saudi Arabia	137
Senegal	138
Serbia	139
Seychelles	140
Sierra Leone	141
Singapore	142
Slovakia	143
Slovenia	144
Somalia	145
South Africa	146
South Korea	147
Spain	148
Sri Lanka	149
Sudan	150
Sweden	151
Switzerland	152
Syria	153

CENTRAL GOVERNMENT EXPENDITURE IN PERCENT OF GDP (%)

Taiwan	154
Tajikistan	155
Tanzania	156
Thailand	157
Timor-Leste	158
Togo	159
Trinidad and Tobago	160
Tunisia	161
Turkey	162
Uganda	163
Ukraine	164
United Arab Emirates	165
United Kingdom	166
United States	167
Uruguay	168
Uzbekistan	169
Venezuela	170
Zambia	171
Zimbabwe	172
Andorra	173
Comoros	174
Kiribati	175
Macau	176
Marshall Islands	177

CENTRAL GOVERNMENT EXPENDITURE IN PERCENT OF GDP (%)

Nauru	178
Palau	179
Saint Vincent and the Grenadines	180
Samoa	181
San Marino	182
Vanuatu	183
References	184

Afghanistan

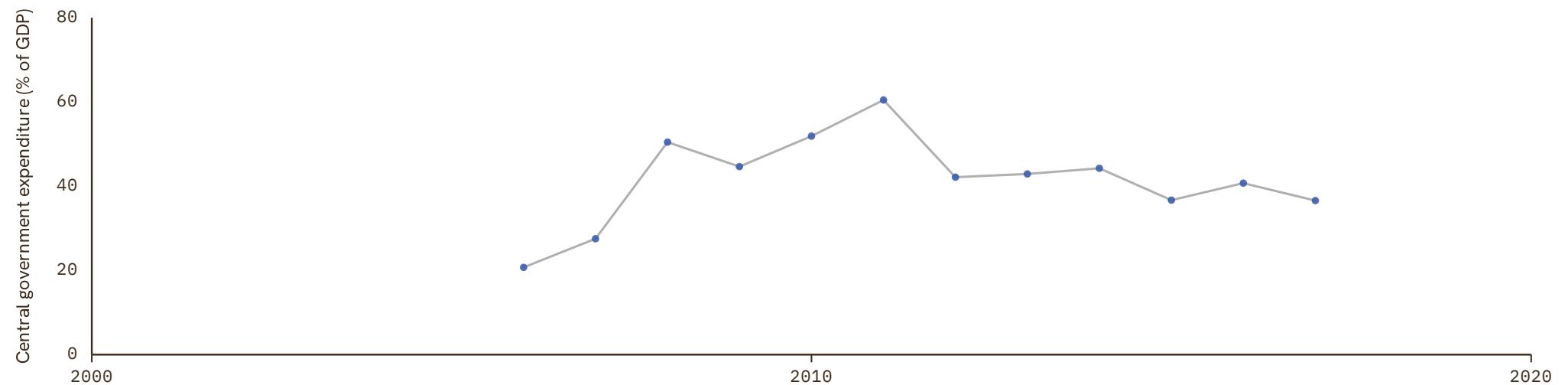
COVERAGE
2006–2017UNIT
in %

1 Source composition

SOURCE	CODE	TIME SPAN	NOTES
International Monetary Fund (2024)	IMF GFS	2006 - 2017	Baseline source, overlaps with anchor year 2015.

2 Harmonised series

— GMD estimate ● IMF GFS



Albania

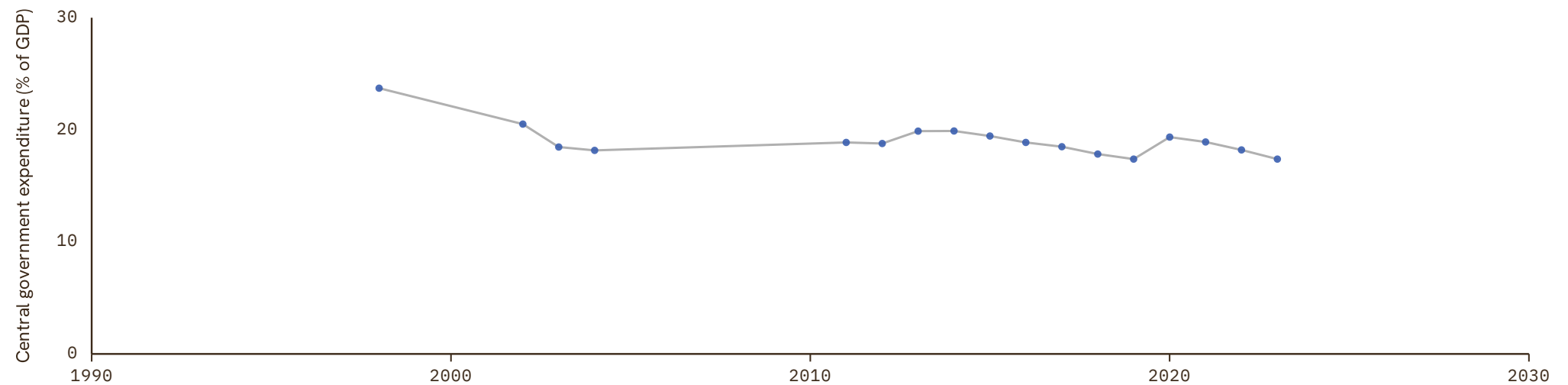
COVERAGE
1998–2023UNIT
in %

1 Source composition

SOURCE	CODE	TIME SPAN	NOTES
International Monetary Fund (2024)	IMF GFS	1998 - 2023	Baseline source, overlaps with anchor year 2015.

2 Harmonised series

— GMD estimate ● IMF GFS



Algeria

COVERAGE
1951-2019

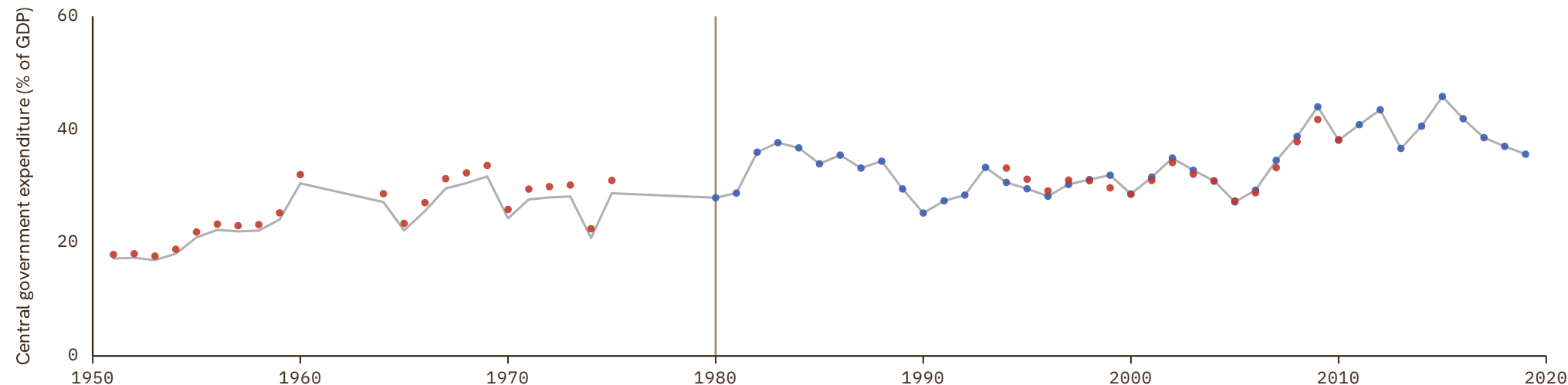
UNIT
in %

1 Source composition

SOURCE	CODE	TIME SPAN	NOTES
Brian Mitchell (2013)	Mitchell	1951 - 1975	Ratio-spliced using overlapping data in 1976: (ratio = 100%).
African Development Bank (2018)	AFDB	1980 - 2019	Baseline source, overlaps with anchor year 2015.

2 Harmonised series

— GMD estimate | Source change ● AFDB ● Mitchell



Angola

COVERAGE
1980-2024

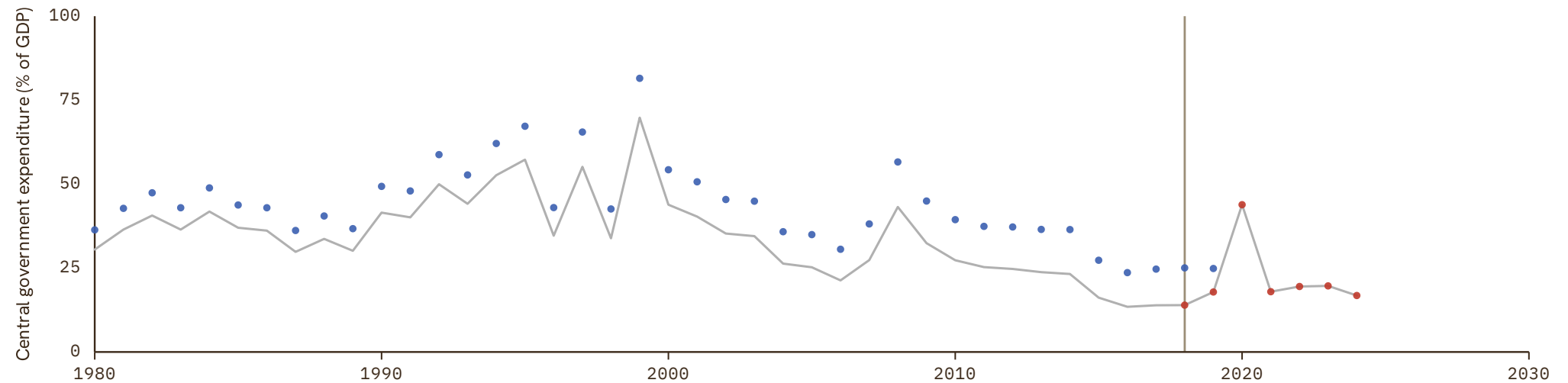
UNIT
in %

1 Source composition

SOURCE	CODE	TIME SPAN	NOTES
African Development Bank (2018)	AFDB	1980 - 2017	Baseline source, overlaps with anchor year 2015.
International Monetary Fund (2024)	IMF GFS	2018 - 2024	Ratio-spliced using overlapping data in 2025: (ratio = 100%).

2 Harmonised series

— GMD estimate | Source change ● AFDB ● IMF GFS



Argentina

COVERAGE
1870–2024

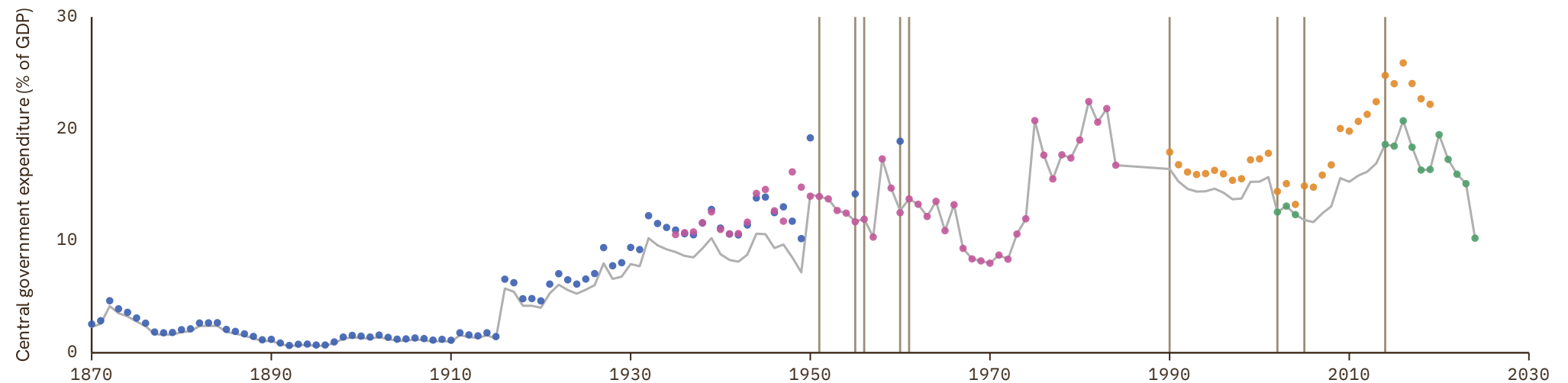
UNIT
in %

1 Source composition

SOURCE	CODE	TIME SPAN	NOTES
Arroyo Abad et al. (2015)	AAL	1870 - 1950	Ratio-spliced using overlapping data in 1951: (ratio = 100%).
Brian Mitchell (2013)	Mitchell	1951 - 1954	Ratio-spliced using overlapping data in 1955: (ratio = 100%).
Arroyo Abad et al. (2015)	AAL	1955 - 1955	Ratio-spliced using overlapping data in 1956: (ratio = 100%).
Brian Mitchell (2013)	Mitchell	1956 - 1959	Ratio-spliced using overlapping data in 1960: (ratio = 100%).
Arroyo Abad et al. (2015)	AAL	1960 - 1960	Ratio-spliced using overlapping data in 1961: (ratio = 100%).
Brian Mitchell (2013)	Mitchell	1961 - 1984	Ratio-spliced using overlapping data in 1985: (ratio = 100%).
United Nations (2024)	ECLAC	1990 - 2001	Ratio-spliced using overlapping data in 2002: (ratio = 100%).
International Monetary Fund (2024)	IMF GFS	2002 - 2004	Ratio-spliced using overlapping data in 2005: (ratio = 100%).
United Nations (2024)	ECLAC	2005 - 2013	Ratio-spliced using overlapping data in 2014: (ratio = 100%).
International Monetary Fund (2024)	IMF GFS	2014 - 2024	Baseline source, overlaps with anchor year 2015.

2 Harmonised series

— GMD estimate | Source change ● AAL ● ECLAC ● IMF GFS ● Mitchell



Armenia

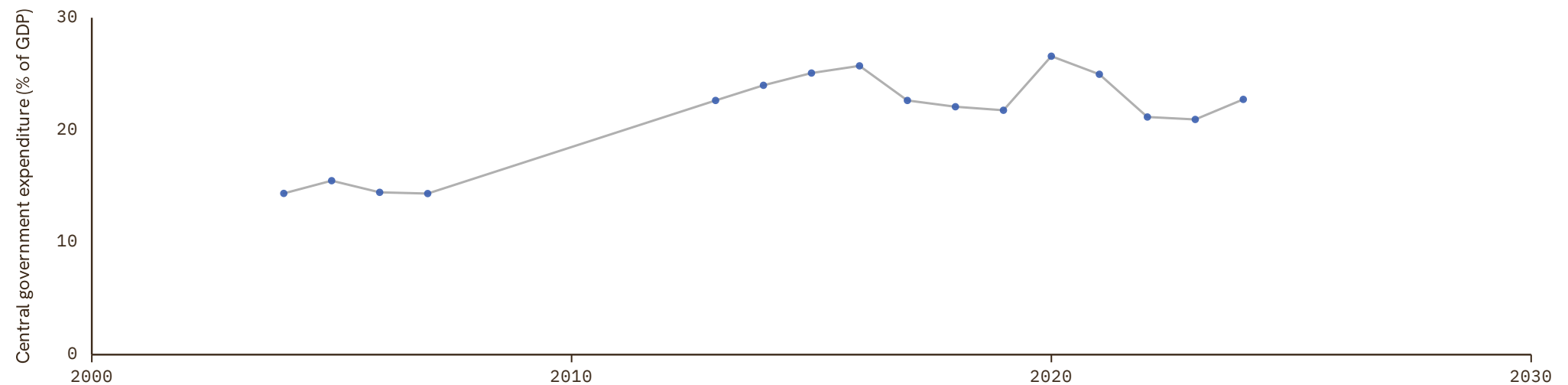
COVERAGE
2004–2024UNIT
in %

1 Source composition

SOURCE	CODE	TIME SPAN	NOTES
International Monetary Fund (2024)	IMF GFS	2004 - 2024	Baseline source, overlaps with anchor year 2015.

2 Harmonised series

— GMD estimate ● IMF GFS



Australia

COVERAGE
1839–2022

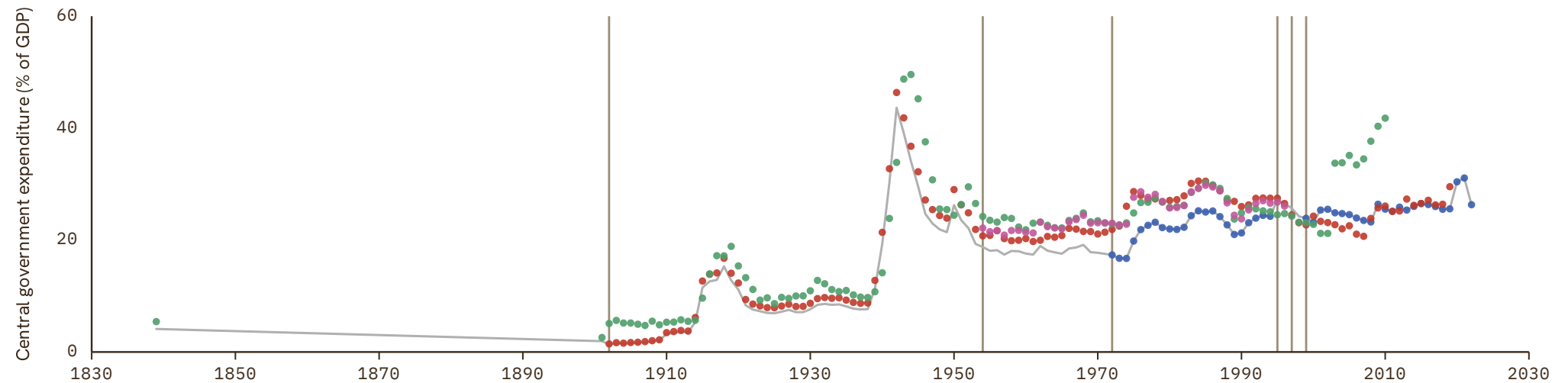
UNIT
in %

1 Source composition

SOURCE	CODE	TIME SPAN	NOTES
Brian Mitchell (2013)	Mitchell	1839 - 1901	Ratio-spliced using overlapping data in 1902: (ratio = 100%).
Jordá et al. (2017)	JST	1902 - 1953	Ratio-spliced using overlapping data in 1954: (ratio = 100%).
Foster (1996)	CS3 AUS	1954 - 1971	Ratio-spliced using overlapping data in 1972: (ratio = 100%).
International Monetary Fund (2024)	IMF GFS	1972 - 1994	Ratio-spliced using overlapping data in 1995: (ratio = 100%).
Foster (1996)	CS3 AUS	1995 - 1996	Ratio-spliced using overlapping data in 1997: (ratio = 100%).
Jordá et al. (2017)	JST	1997 - 1998	Ratio-spliced using overlapping data in 1999: (ratio = 100%).
International Monetary Fund (2024)	IMF GFS	1999 - 2022	Baseline source, overlaps with anchor year 2015.

2 Harmonised series

— GMD estimate | Source change ● IMF GFS ● JST ● Mitchell ● CS3



Austria

COVERAGE
1913–2025

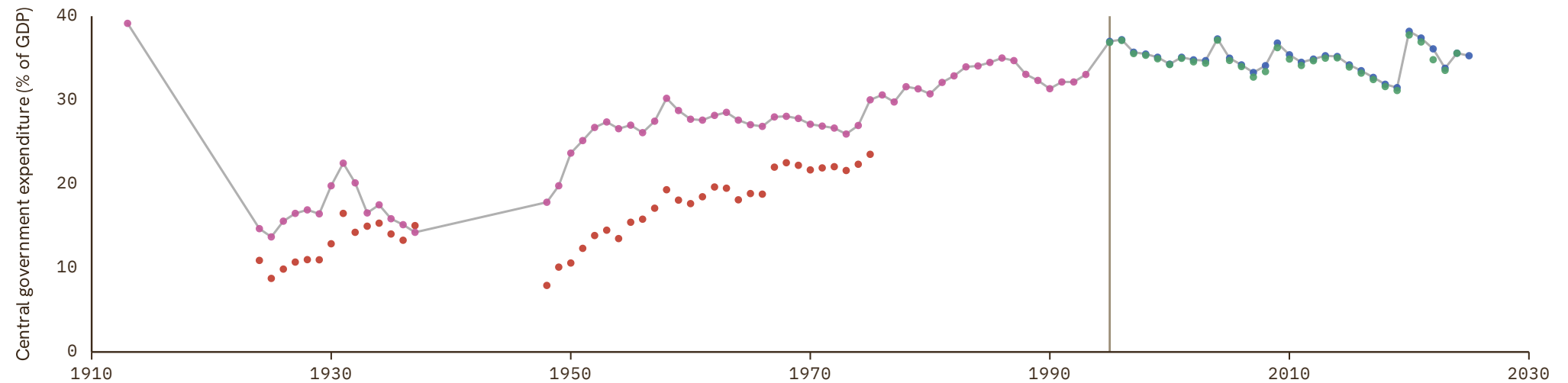
UNIT
in %

1 Source composition

SOURCE	CODE	TIME SPAN	NOTES
Brian Mitchell (2013)	Mitchell	1913 - 1993	Ratio-spliced using overlapping data in 1994: (ratio = 100%).
Eurostat (2025)	EUS	1995 - 2025	Baseline source, overlaps with anchor year 2015.

2 Harmonised series

— GMD estimate | Source change ● EUS ● FLORA ● IMF GFS ● Mitchell



Azerbaijan

COVERAGE
2008–2024

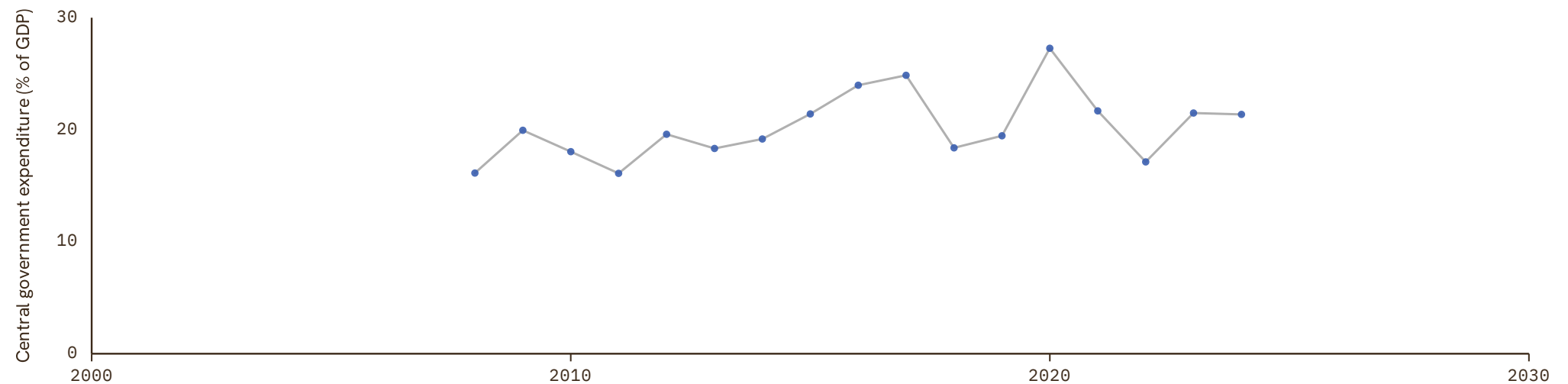
UNIT
in %

1 Source composition

SOURCE	CODE	TIME SPAN	NOTES
International Monetary Fund (2024)	IMF GFS	2008 - 2024	Baseline source, overlaps with anchor year 2015.

2 Harmonised series

— GMD estimate ● IMF GFS



Bahamas

COVERAGE
1973-2015

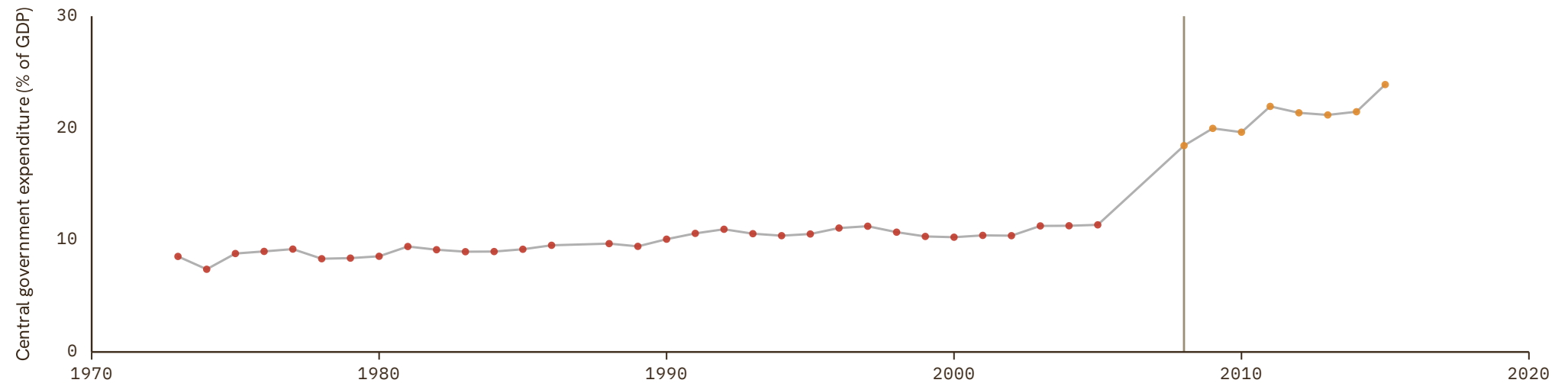
UNIT
in %

1 Source composition

SOURCE	CODE	TIME SPAN	NOTES
International Monetary Fund (2024)	IMF GFS	1973 - 2005	Ratio-spliced using overlapping data in 2006: (ratio = 100%).
United Nations (2024)	ECLAC	2008 - 2015	Ratio-spliced using overlapping data in 2016: (ratio = 100%).

2 Harmonised series

— GMD estimate | Source change ● ECLAC ● IMF GFS



Bahrain

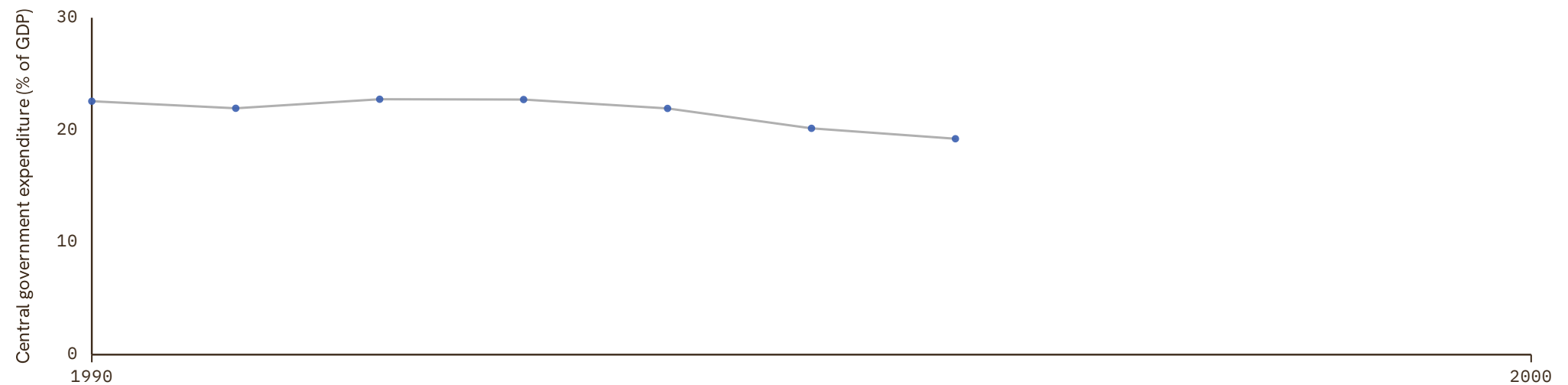
COVERAGE
1990–1996UNIT
in %

1 Source composition

SOURCE	CODE	TIME SPAN	NOTES
International Monetary Fund (2024)	IMF GFS	1990 - 1996	Ratio-spliced using overlapping data in 1997: (ratio = 100%).

2 Harmonised series

— GMD estimate ● IMF GFS



Bangladesh

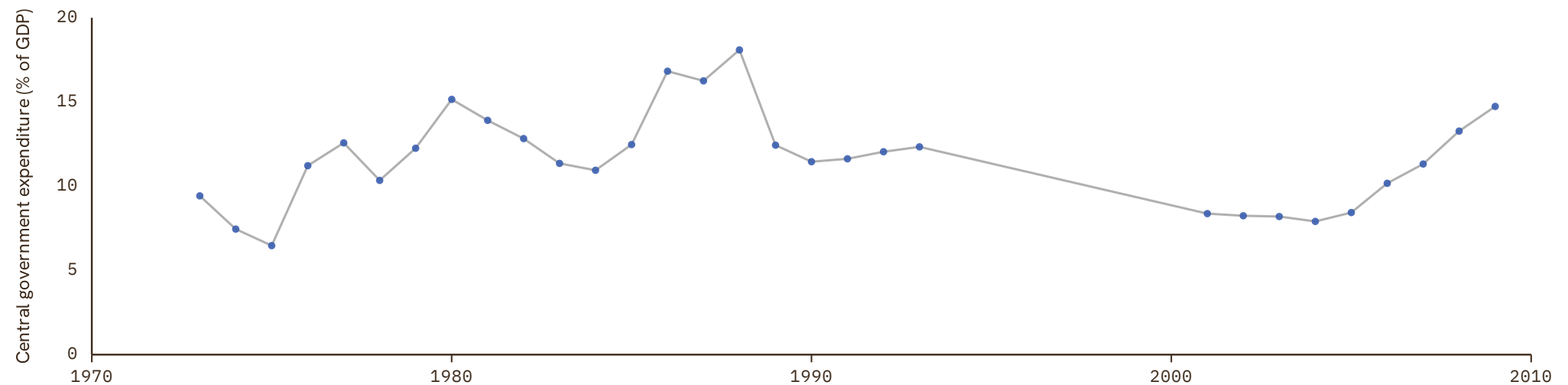
COVERAGE
1973–2009UNIT
in %

1 Source composition

SOURCE	CODE	TIME SPAN	NOTES
Brian Mitchell (2013)	Mitchell	1973 - 2009	Ratio-spliced using overlapping data in 2010: (ratio = 100%).

2 Harmonised series

— GMD estimate ● Mitchell



Barbados

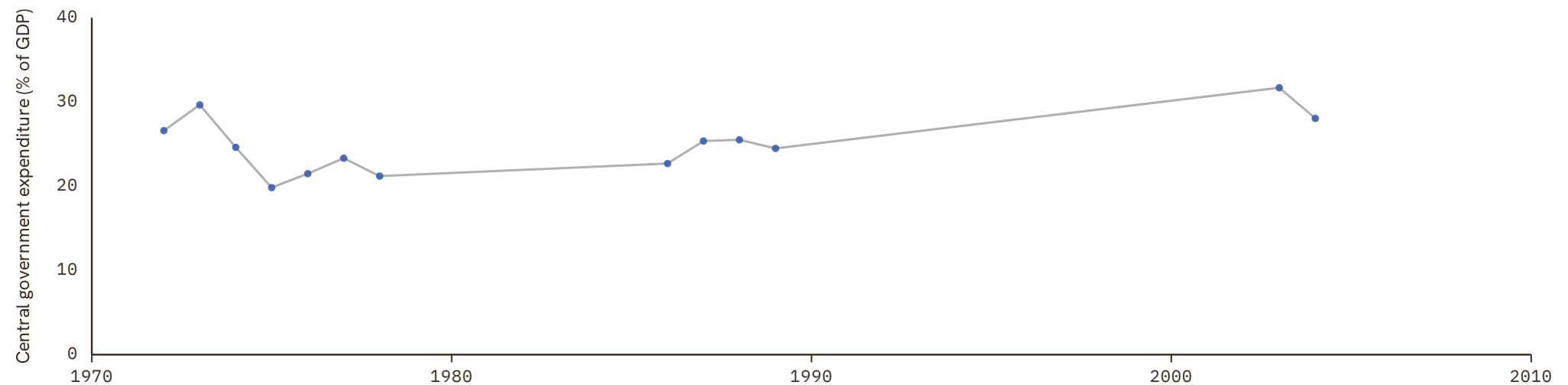
COVERAGE
1972–2004UNIT
in %

1 Source composition

SOURCE	CODE	TIME SPAN	NOTES
International Monetary Fund (2024)	IMF GFS	1972 - 2004	Ratio-spliced using overlapping data in 2005: (ratio = 100%).

2 Harmonised series

— GMD estimate ● IMF GFS



Belarus

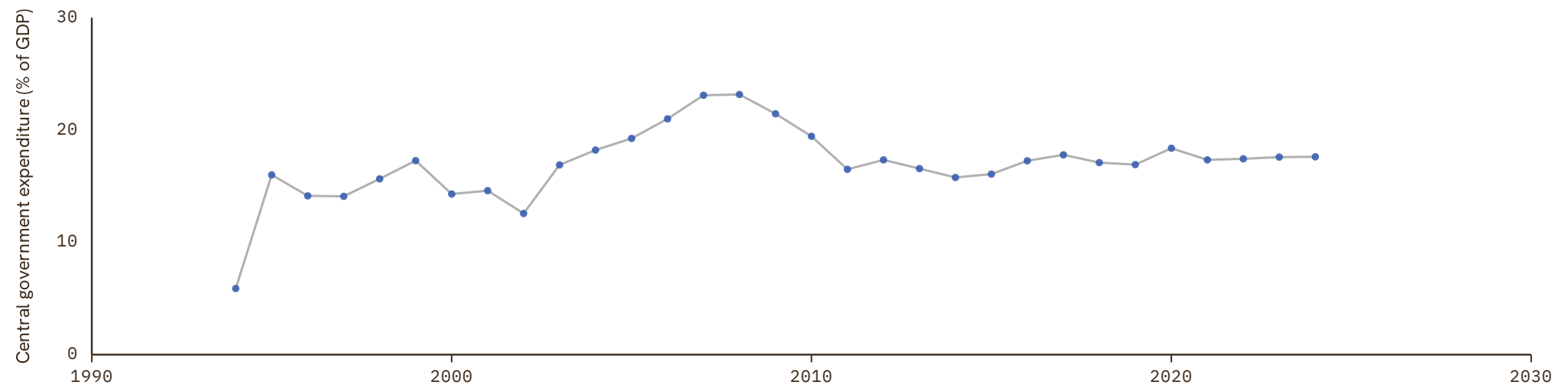
COVERAGE
1994–2024UNIT
in %

1 Source composition

SOURCE	CODE	TIME SPAN	NOTES
International Monetary Fund (2024)	IMF GFS	1994 - 2024	Baseline source, overlaps with anchor year 2015.

2 Harmonised series

— GMD estimate ● IMF GFS



Belgium

COVERAGE
1870–2025

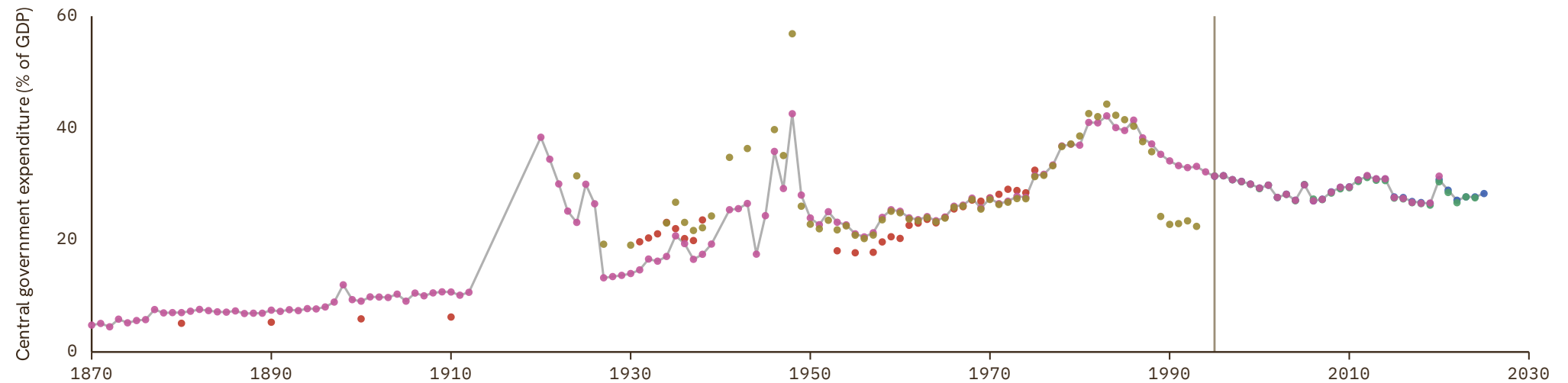
UNIT
in %

1 Source composition

SOURCE	CODE	TIME SPAN	NOTES
Jordá et al. (2017)	JST	1870 - 1994	Ratio-spliced using overlapping data in 1995: (ratio = 100%).
Eurostat (2025)	EUS	1995 - 2025	Baseline source, overlaps with anchor year 2015.

2 Harmonised series

— GMD estimate | Source change ● EUS ● FLORA ● IMF GFS ● JST ● Mitchell



Benin

COVERAGE
1965-2024

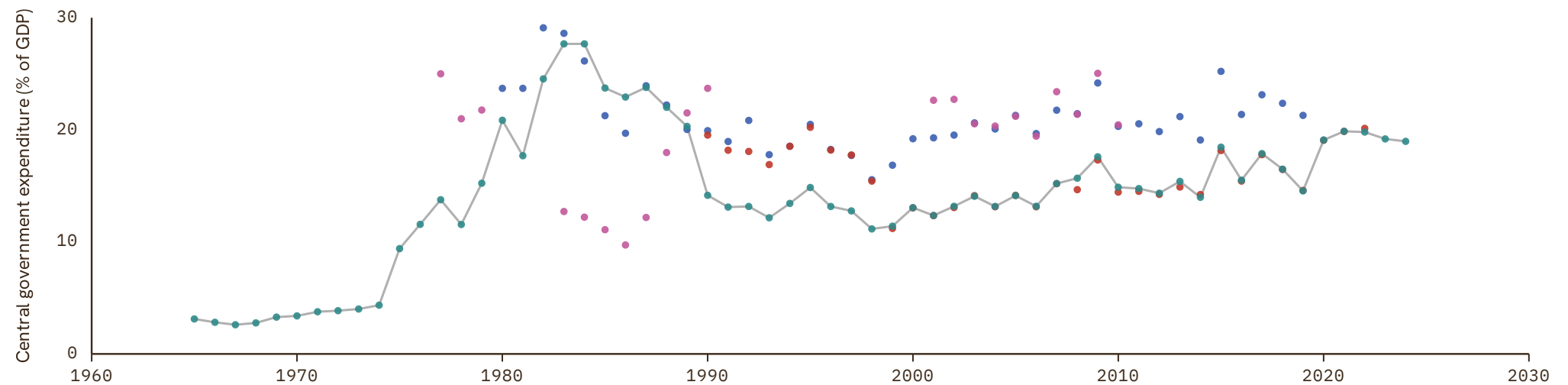
UNIT
in %

1 Source composition

SOURCE	CODE	TIME SPAN	NOTES
BCEAO (2024)	BCEAO	1965 - 2024	Baseline source, overlaps with anchor year 2015.

2 Harmonised series

— GMD estimate ● AFDB ● AFRISTAT ● BCEAO ● Mitchell



Bolivia

COVERAGE
1900–2018

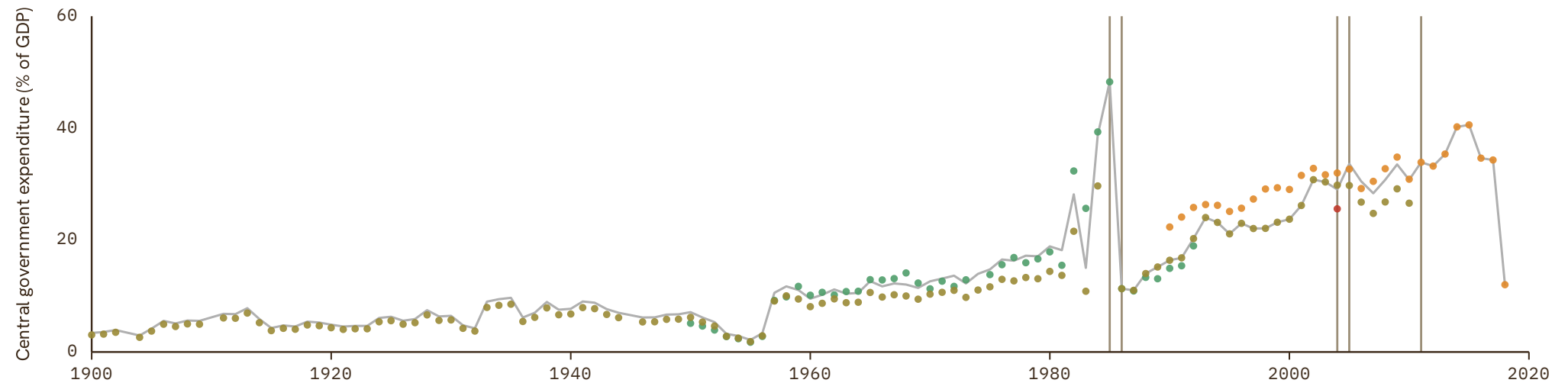
UNIT
in %

1 Source composition

SOURCE	CODE	TIME SPAN	NOTES
Peres-Cajias (2014)	CS2 BOL	1900 - 1984	Ratio-spliced using overlapping data in 1985: (ratio = 100%).
Brian Mitchell (2013)	Mitchell	1985 - 1985	Ratio-spliced using overlapping data in 1986: (ratio = 100%).
Peres-Cajias (2014)	CS2 BOL	1986 - 2003	Ratio-spliced using overlapping data in 2004: (ratio = 100%).
International Monetary Fund (2024)	IMF GFS	2004 - 2004	Ratio-spliced using overlapping data in 2005: (ratio = 100%).
Peres-Cajias (2014)	CS2 BOL	2005 - 2010	Ratio-spliced using overlapping data in 2011: (ratio = 100%).
United Nations (2024)	ECLAC	2011 - 2018	Baseline source, overlaps with anchor year 2015.

2 Harmonised series

— GMD estimate | Source change ● ECLAC ● IMF GFS ● Mitchell ● CS2



Bosnia and Herzegovina

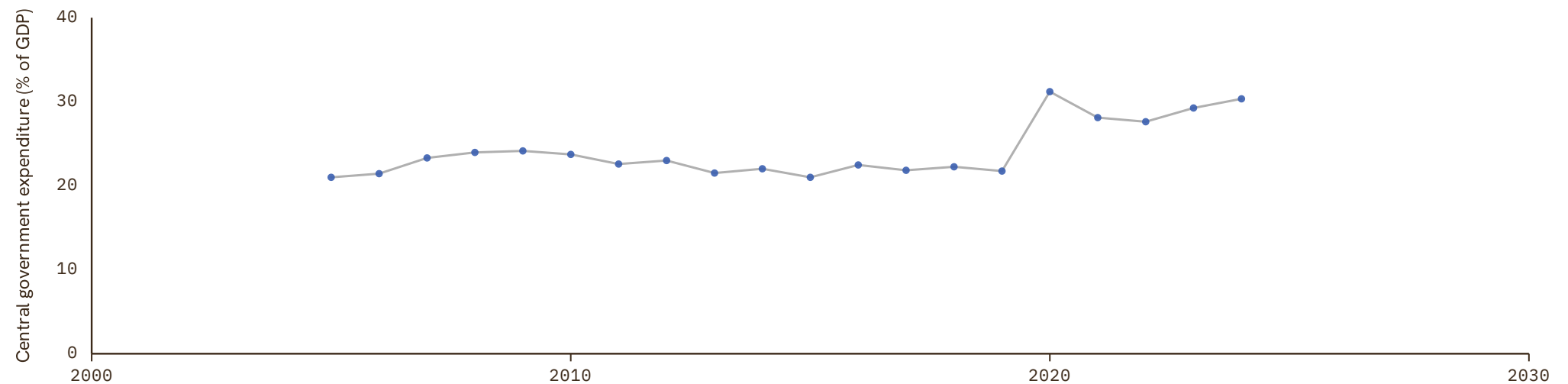
COVERAGE
2005–2024UNIT
in %

1 Source composition

SOURCE	CODE	TIME SPAN	NOTES
International Monetary Fund (2024)	IMF GFS	2005 - 2024	Baseline source, overlaps with anchor year 2015.

2 Harmonised series

— GMD estimate ● IMF GFS



Botswana

COVERAGE
1980–2019

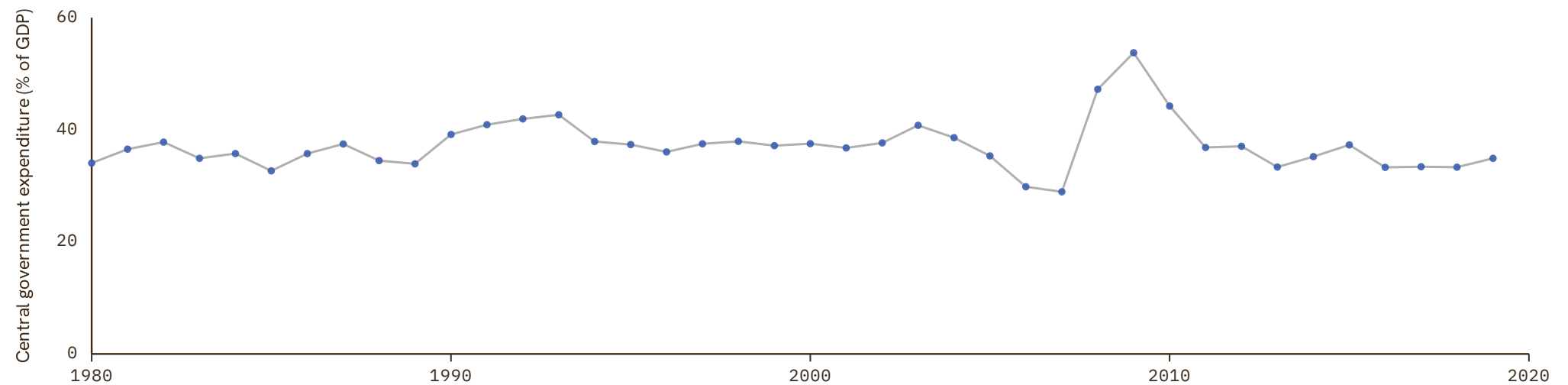
UNIT
in %

1 Source composition

SOURCE	CODE	TIME SPAN	NOTES
African Development Bank (2018)	AFDB	1980 - 2019	Baseline source, overlaps with anchor year 2015.

2 Harmonised series

— GMD estimate ● AFDB



Brazil

COVERAGE
1861-2024

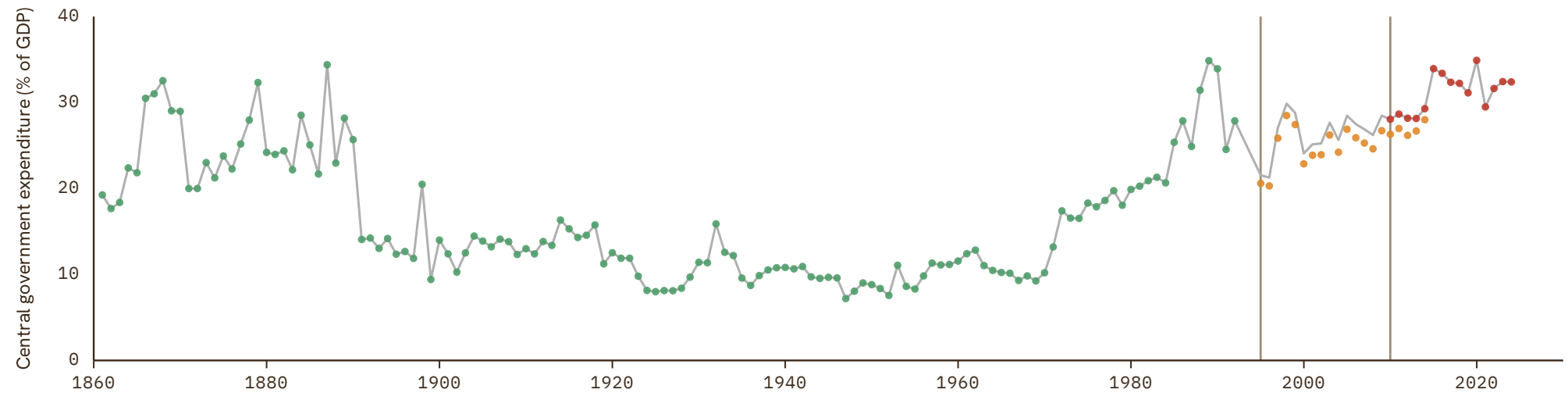
UNIT
in %

1 Source composition

SOURCE	CODE	TIME SPAN	NOTES
Brian Mitchell (2013)	Mitchell	1861 - 1992	Ratio-spliced using overlapping data in 1993: (ratio = 100%).
United Nations (2024)	ECLAC	1995 - 2009	Ratio-spliced using overlapping data in 2010: (ratio = 100%).
International Monetary Fund (2024)	IMF GFS	2010 - 2024	Baseline source, overlaps with anchor year 2015.

2 Harmonised series

— GMD estimate | Source change ● ECLAC ● IMF GFS ● Mitchell



Bulgaria

COVERAGE
1887-2025

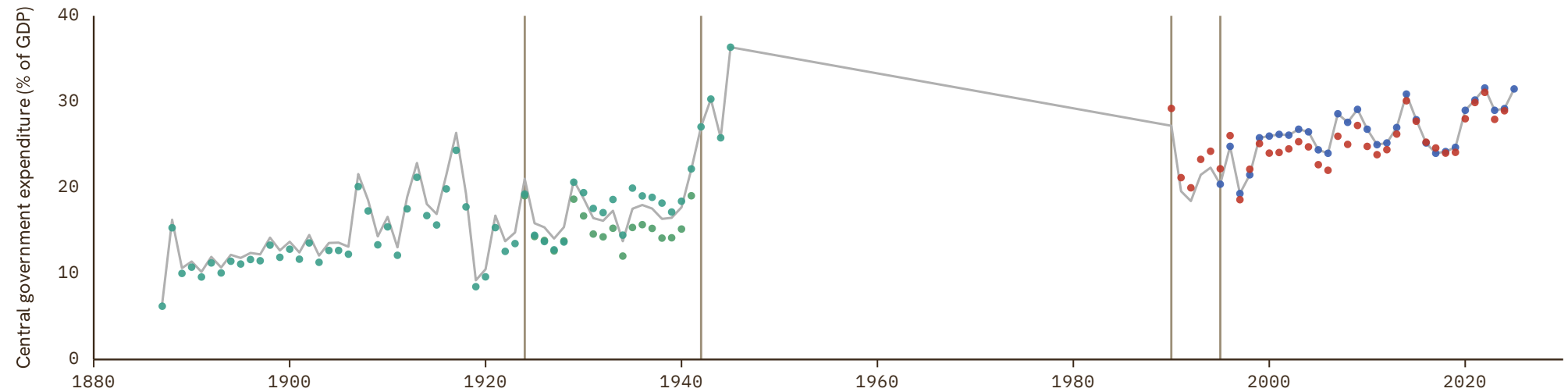
UNIT
in %

1 Source composition

SOURCE	CODE	TIME SPAN	NOTES
National Bank of Serbia (2024)	NBS	1887 - 1923	Ratio-spliced using overlapping data in 1924: (ratio = 100%).
Brian Mitchell (2013)	Mitchell	1924 - 1941	Ratio-spliced using overlapping data in 1942: (ratio = 100%).
National Bank of Serbia (2024)	NBS	1942 - 1945	Ratio-spliced using overlapping data in 1946: (ratio = 100%).
International Monetary Fund (2024)	IMF GFS	1990 - 1994	Ratio-spliced using overlapping data in 1995: (ratio = 100%).
Eurostat (2025)	EUS	1995 - 2025	Baseline source, overlaps with anchor year 2015.

2 Harmonised series

— GMD estimate | Source change ● EUS ● IMF GFS ● Mitchell ● NBS



Burkina Faso

COVERAGE
1954–2024

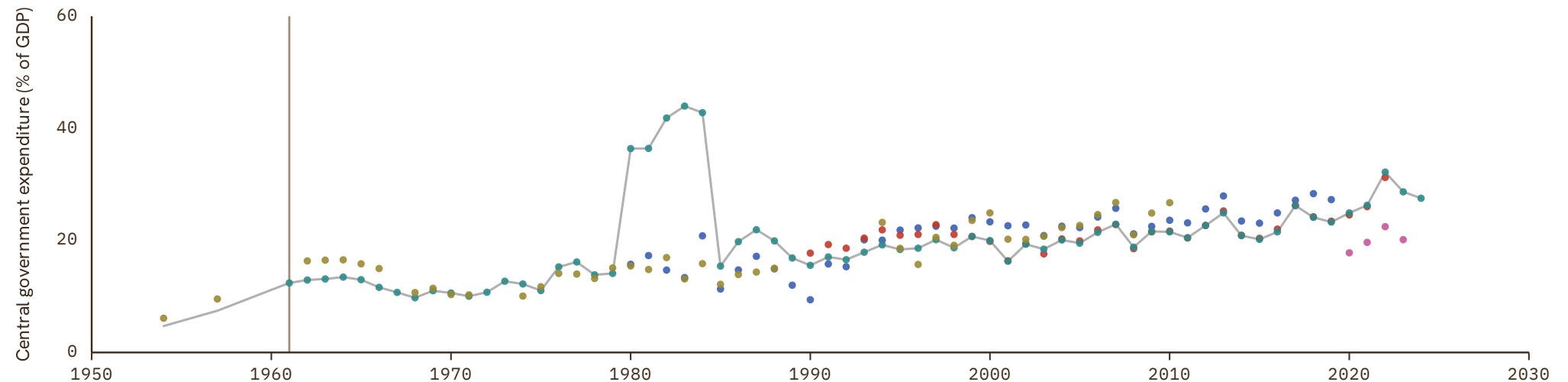
UNIT
in %

1 Source composition

SOURCE	CODE	TIME SPAN	NOTES
Brian Mitchell (2013)	Mitchell	1954 - 1957	Ratio-spliced using overlapping data in 1958: (ratio = 100%).
BCEAO (2024)	BCEAO	1961 - 2024	Baseline source, overlaps with anchor year 2015.

2 Harmonised series

— GMD estimate | | Source change ● AFDB ● AFRISTAT ● BCEAO ● IMF GFS ● Mitchell



Burundi

COVERAGE
1980–2022

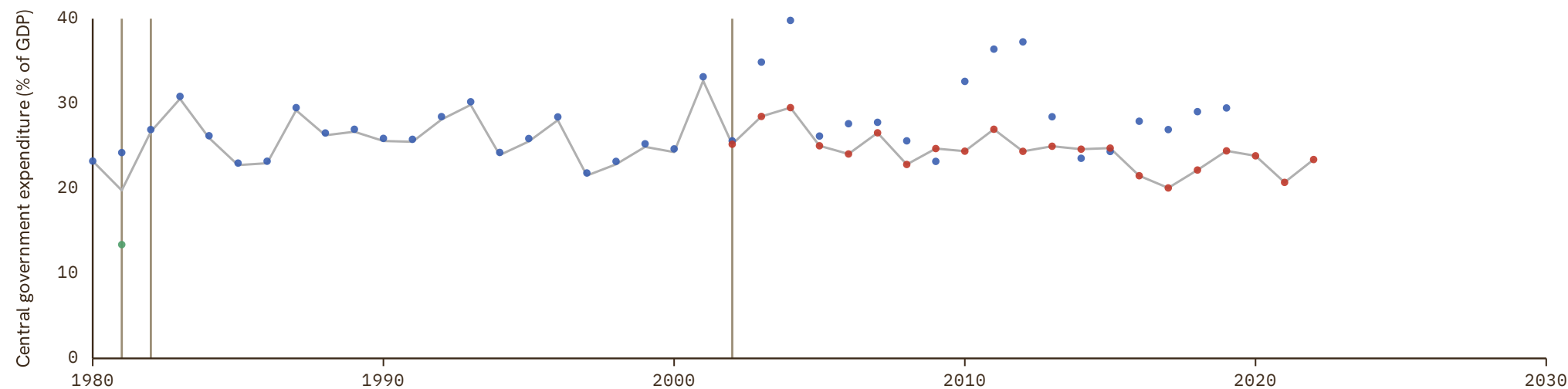
UNIT
in %

1 Source composition

SOURCE	CODE	TIME SPAN	NOTES
African Development Bank (2018)	AFDB	1980 - 1980	Ratio-spliced using overlapping data in 1981: (ratio = 100%).
International Monetary Fund (2024)	IMF GFS	1981 - 1981	Ratio-spliced using overlapping data in 1982: (ratio = 100%).
African Development Bank (2018)	AFDB	1982 - 2001	Ratio-spliced using overlapping data in 2002: (ratio = 100%).
African Union (2024)	AFRISTAT	2002 - 2022	Baseline source, overlaps with anchor year 2015.

2 Harmonised series

— GMD estimate | Source change ● AFDB ● AFRISTAT ● IMF GFS



Cambodia

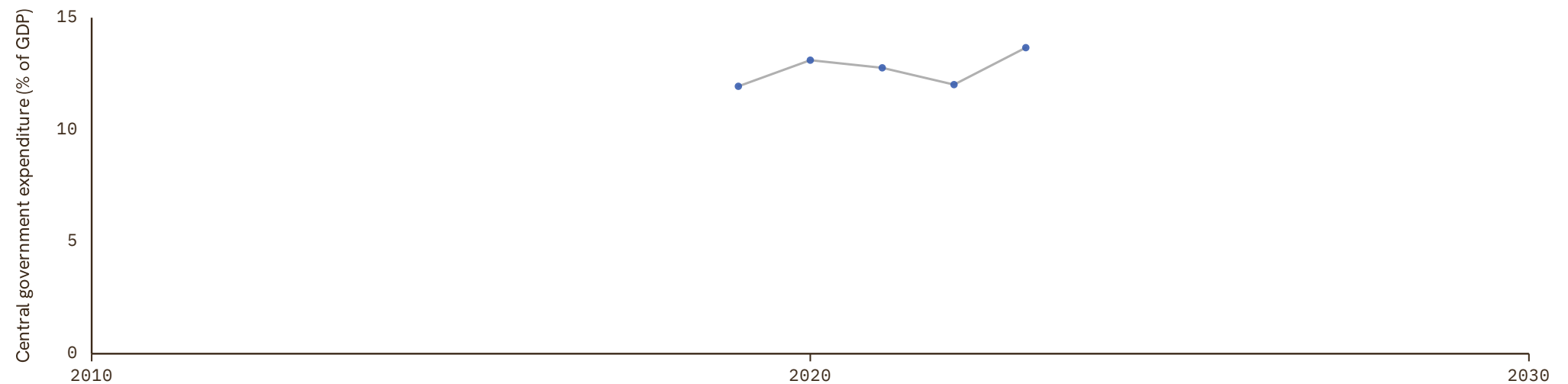
COVERAGE
2019–2023UNIT
in %

1 Source composition

SOURCE	CODE	TIME SPAN	NOTES
International Monetary Fund (2024)	IMF GFS	2019 - 2023	Ratio-spliced using overlapping data in 2024: (ratio = 100%).

2 Harmonised series

— GMD estimate ● IMF GFS



Cameroon

 COVERAGE
1963–2020

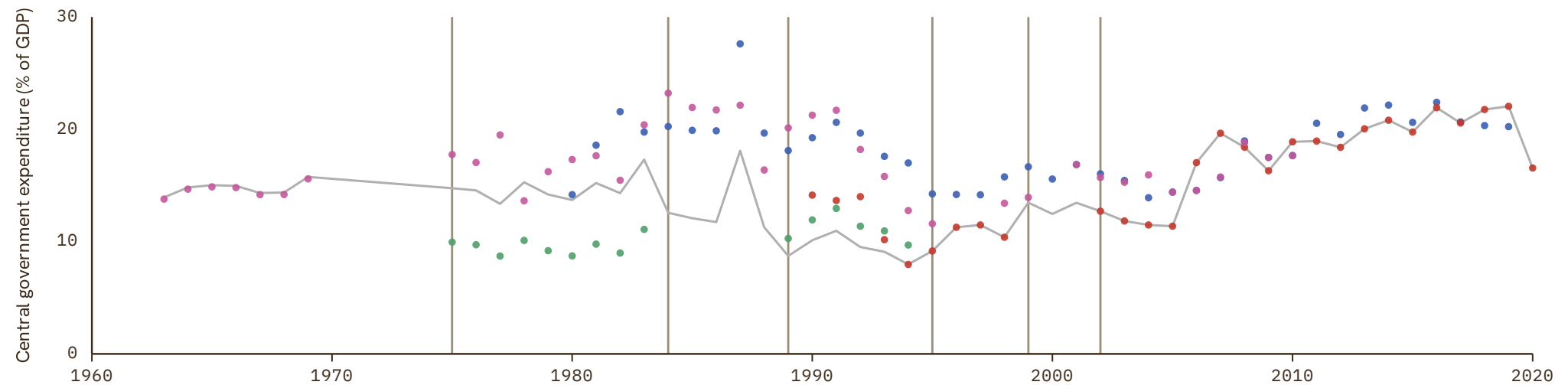
 UNIT
in %

1 Source composition

SOURCE	CODE	TIME SPAN	NOTES
Brian Mitchell (2013)	Mitchell	1963 - 1969	Ratio-spliced using overlapping data in 1970: (ratio = 100%).
International Monetary Fund (2024)	IMF GFS	1975 - 1983	Ratio-spliced using overlapping data in 1984: (ratio = 100%).
African Development Bank (2018)	AFDB	1984 - 1988	Ratio-spliced using overlapping data in 1989: (ratio = 100%).
International Monetary Fund (2024)	IMF GFS	1989 - 1994	Ratio-spliced using overlapping data in 1995: (ratio = 100%).
African Union (2024)	AFRISTAT	1995 - 1998	Ratio-spliced using overlapping data in 1999: (ratio = 100%).
African Development Bank (2018)	AFDB	1999 - 2001	Ratio-spliced using overlapping data in 2002: (ratio = 100%).
African Union (2024)	AFRISTAT	2002 - 2020	Baseline source, overlaps with anchor year 2015.

2 Harmonised series

— GMD estimate | Source change ● AFDB ● AFRISTAT ● IMF GFS ● Mitchell



Canada

COVERAGE
1870–2024

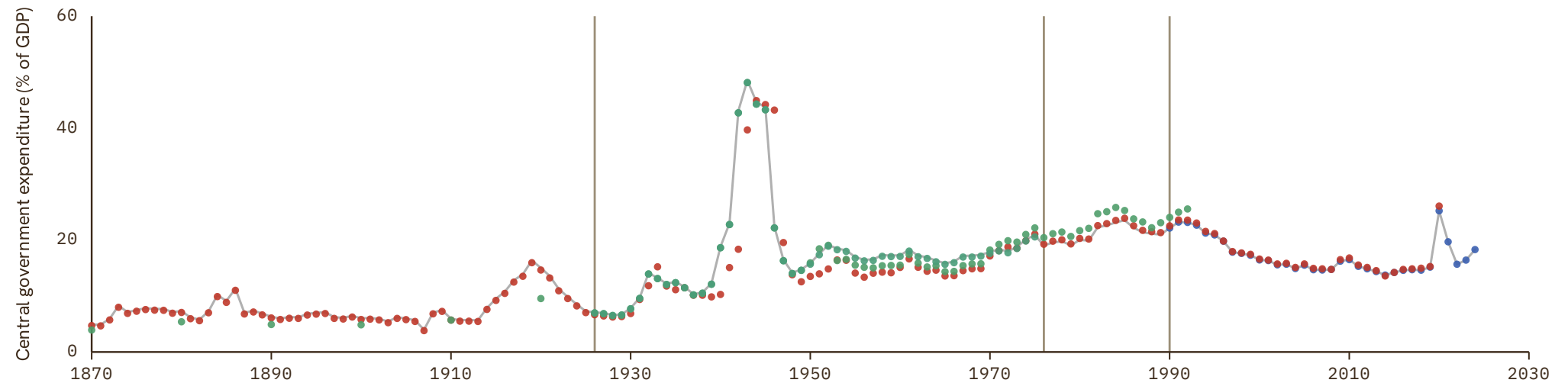
UNIT
in %

1 Source composition

SOURCE	CODE	TIME SPAN	NOTES
Jordá et al. (2017)	JST	1870 - 1925	Ratio-spliced using overlapping data in 1926: (ratio = 100%).
Statistics Canada (2024)	CS1 CAN	1926 - 1975	Ratio-spliced using overlapping data in 1976: (ratio = 100%).
Jordá et al. (2017)	JST	1976 - 1989	Ratio-spliced using overlapping data in 1990: (ratio = 100%).
International Monetary Fund (2024)	IMF GFS	1990 - 2024	Baseline source, overlaps with anchor year 2015.

2 Harmonised series

— GMD estimate | Source change ● IMF GFS ● JST ● Mitchell ● CS1



Cape Verde

COVERAGE
1980–2022

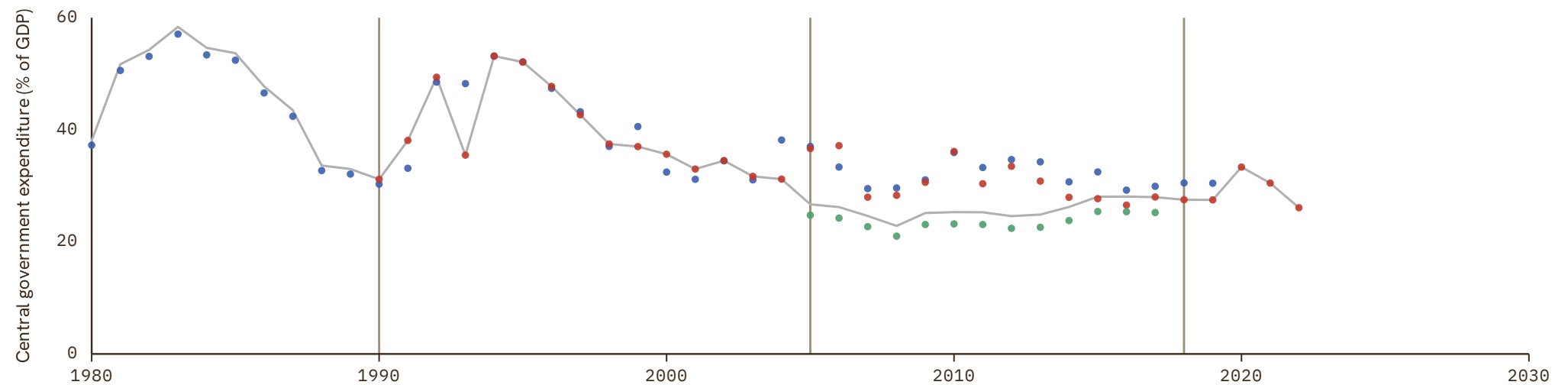
UNIT
in %

1 Source composition

SOURCE	CODE	TIME SPAN	NOTES
African Development Bank (2018)	AFDB	1980 - 1989	Ratio-spliced using overlapping data in 1990: (ratio = 100%).
African Union (2024)	AFRISTAT	1990 - 2004	Ratio-spliced using overlapping data in 2005: (ratio = 100%).
International Monetary Fund (2024)	IMF GFS	2005 - 2017	Baseline source, overlaps with anchor year 2015.
African Union (2024)	AFRISTAT	2018 - 2022	Ratio-spliced using overlapping data in 2023: (ratio = 100%).

2 Harmonised series

— GMD estimate | Source change ● AFDB ● AFRISTAT ● IMF GFS



Central African Republic

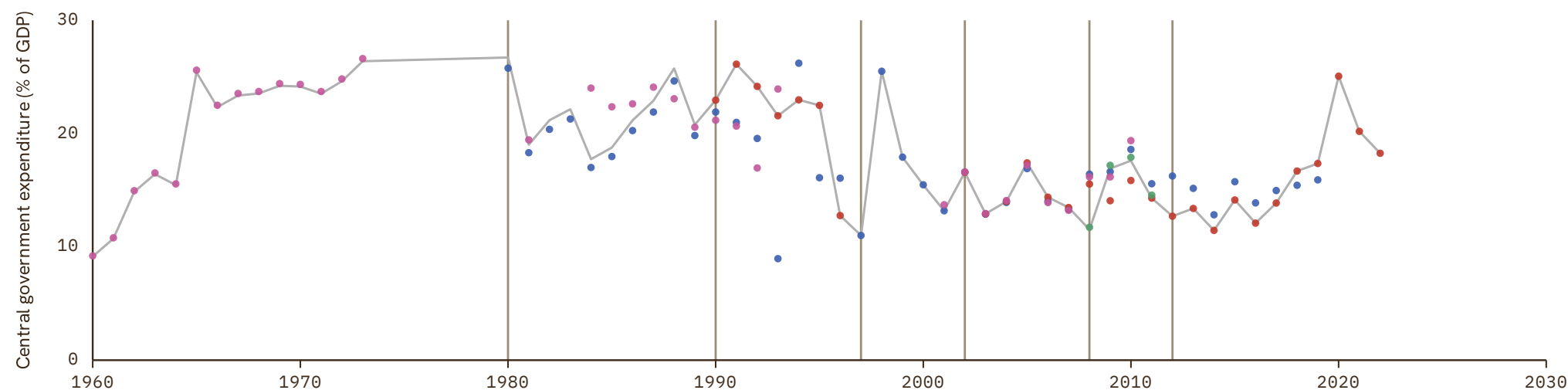
COVERAGE
1960–2022UNIT
in %

1 Source composition

SOURCE	CODE	TIME SPAN	NOTES
Brian Mitchell (2013)	Mitchell	1960 - 1973	Ratio-spliced using overlapping data in 1974: (ratio = 100%).
African Development Bank (2018)	AFDB	1980 - 1989	Ratio-spliced using overlapping data in 1990: (ratio = 100%).
African Union (2024)	AFRISTAT	1990 - 1996	Ratio-spliced using overlapping data in 1997: (ratio = 100%).
African Development Bank (2018)	AFDB	1997 - 2001	Ratio-spliced using overlapping data in 2002: (ratio = 100%).
African Union (2024)	AFRISTAT	2002 - 2007	Ratio-spliced using overlapping data in 2008: (ratio = 100%).
International Monetary Fund (2024)	IMF GFS	2008 - 2011	Ratio-spliced using overlapping data in 2012: (ratio = 100%).
African Union (2024)	AFRISTAT	2012 - 2022	Baseline source, overlaps with anchor year 2015.

2 Harmonised series

— GMD estimate | Source change ● AFDB ● AFRISTAT ● IMF GFS ● Mitchell



Chad

COVERAGE
1972-2022

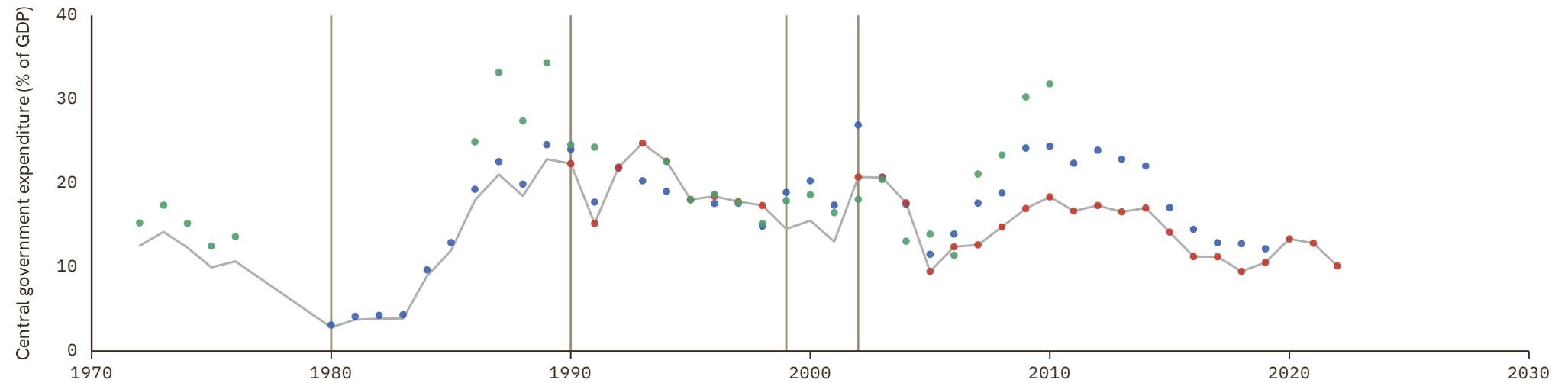
UNIT
in %

1 Source composition

SOURCE	CODE	TIME SPAN	NOTES
Brian Mitchell (2013)	Mitchell	1972 - 1976	Ratio-spliced using overlapping data in 1977: (ratio = 100%).
African Development Bank (2018)	AFDB	1980 - 1989	Ratio-spliced using overlapping data in 1990: (ratio = 100%).
African Union (2024)	AFRISTAT	1990 - 1998	Ratio-spliced using overlapping data in 1999: (ratio = 100%).
African Development Bank (2018)	AFDB	1999 - 2001	Ratio-spliced using overlapping data in 2002: (ratio = 100%).
African Union (2024)	AFRISTAT	2002 - 2022	Baseline source, overlaps with anchor year 2015.

2 Harmonised series

— GMD estimate | Source change ● AFDB ● AFRISTAT ● Mitchell



Chile

COVERAGE
1940-2024

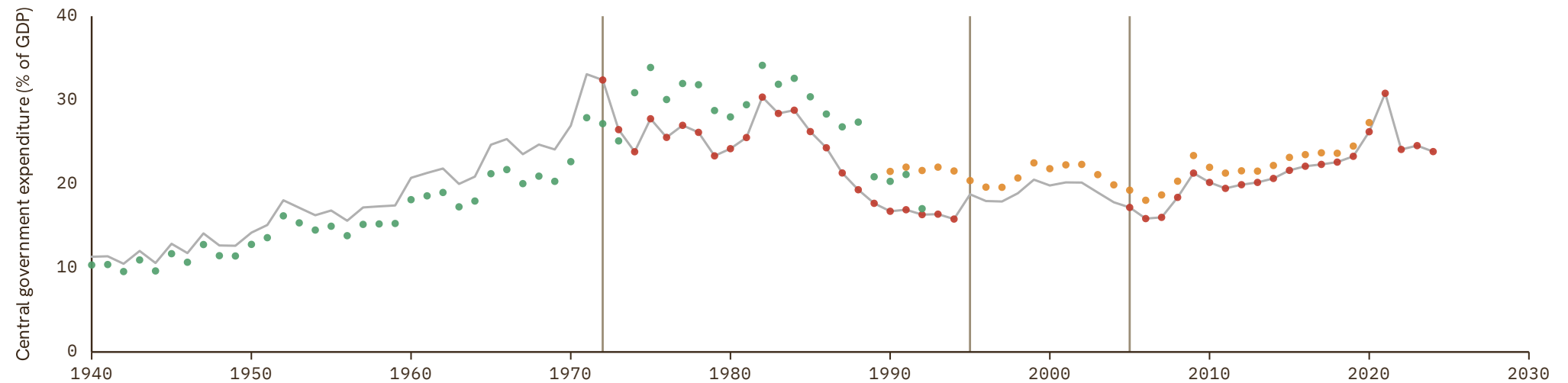
UNIT
in %

1 Source composition

SOURCE	CODE	TIME SPAN	NOTES
Brian Mitchell (2013)	Mitchell	1940 - 1971	Ratio-spliced using overlapping data in 1972: (ratio = 100%).
International Monetary Fund (2024)	IMF GFS	1972 - 1994	Ratio-spliced using overlapping data in 1995: (ratio = 100%).
United Nations (2024)	ECLAC	1995 - 2004	Ratio-spliced using overlapping data in 2005: (ratio = 100%).
International Monetary Fund (2024)	IMF GFS	2005 - 2024	Baseline source, overlaps with anchor year 2015.

2 Harmonised series

— GMD estimate | Source change ● ECLAC ● IMF GFS ● Mitchell



Colombia

COVERAGE
1945–2025

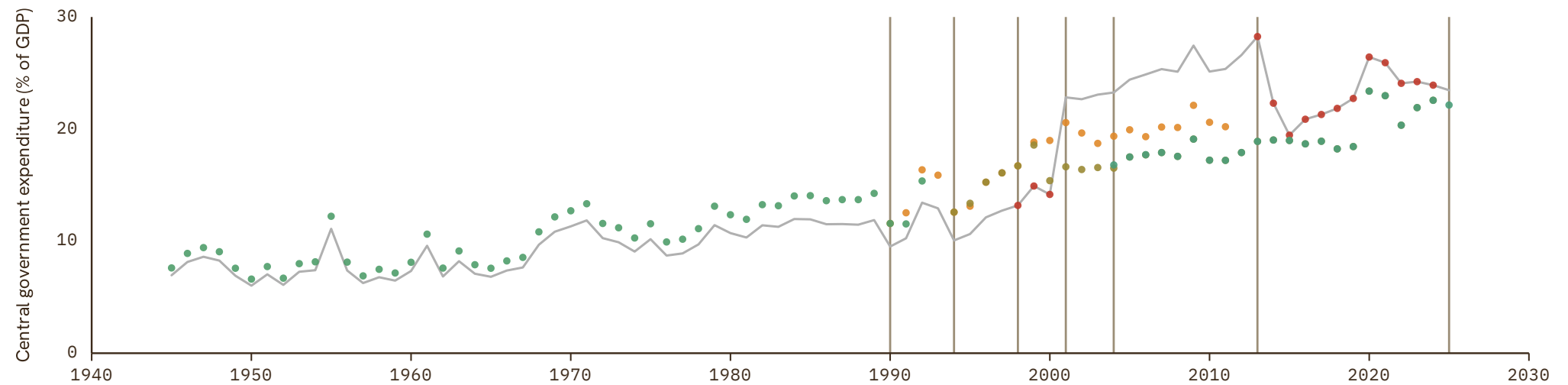
UNIT
in %

1 Source composition

SOURCE	CODE	TIME SPAN	NOTES
Brian Mitchell (2013)	Mitchell	1945 - 1989	Ratio-spliced using overlapping data in 1990: (ratio = 100%).
United Nations (2024)	ECLAC	1990 - 1993	Ratio-spliced using overlapping data in 1994: (ratio = 100%).
Banco de la República (2026)	CS2 COL	1994 - 1997	Ratio-spliced using overlapping data in 1998: (ratio = 100%).
International Monetary Fund (2024)	IMF GFS	1998 - 2000	Ratio-spliced using overlapping data in 2001: (ratio = 100%).
Banco de la República (2026)	CS2 COL	2001 - 2003	Ratio-spliced using overlapping data in 2004: (ratio = 100%).
Banco de la República (2024)	CS1 COL	2004 - 2012	Ratio-spliced using overlapping data in 2013: (ratio = 100%).
International Monetary Fund (2024)	IMF GFS	2013 - 2024	Baseline source, overlaps with anchor year 2015.
Banco de la República (2024)	CS1 COL	2025 - 2025	Ratio-spliced using overlapping data in 2026: (ratio = 100%).

2 Harmonised series

— GMD estimate | Source change ● ECLAC ● IMF GFS ● Mitchell ● CS2 ● CS1



Costa Rica

COVERAGE
1936–2025

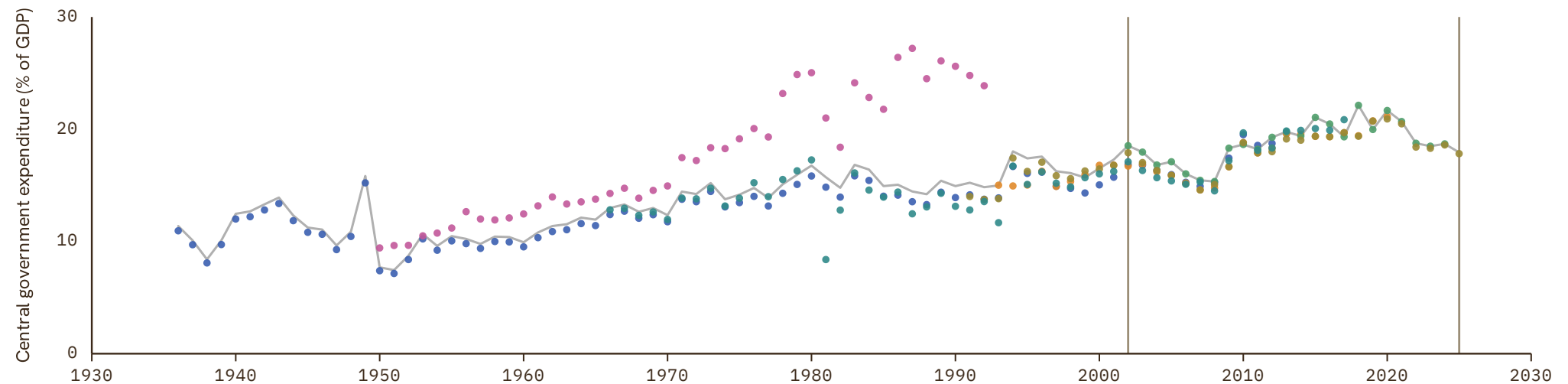
UNIT
in %

1 Source composition

SOURCE	CODE	TIME SPAN	NOTES
Arroyo Abad et al. (2015)	AAL	1936 - 2001	Ratio-spliced using overlapping data in 2002: (ratio = 100%).
International Monetary Fund (2024)	IMF GFS	2002 - 2024	Baseline source, overlaps with anchor year 2015.
Consejo Monetario Centroamericano (2026)	SECMCA	2025 - 2025	Ratio-spliced using overlapping data in 2026: (ratio = 100%).

2 Harmonised series

— GMD estimate | Source change ● AAL ● ECLAC ● IMF GFS ● Mitchell ● SECMCA ● SECMCA HIST



Croatia

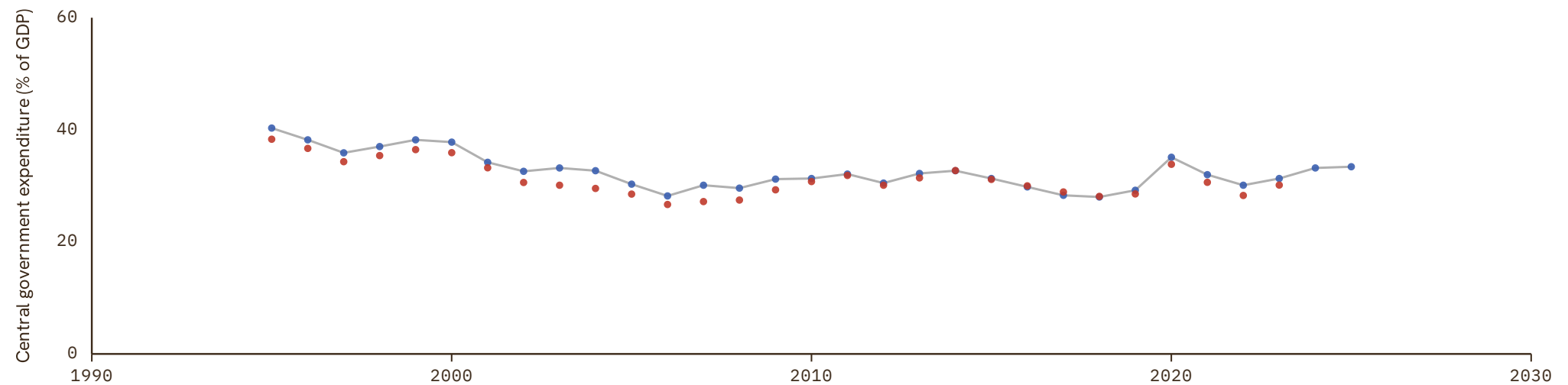
COVERAGE
1995–2025UNIT
in %

1 Source composition

SOURCE	CODE	TIME SPAN	NOTES
Eurostat (2025)	EUS	1995 - 2025	Baseline source, overlaps with anchor year 2015.

2 Harmonised series

— GMD estimate ● EUS ● IMF GFS



Cuba

COVERAGE
1903–2018

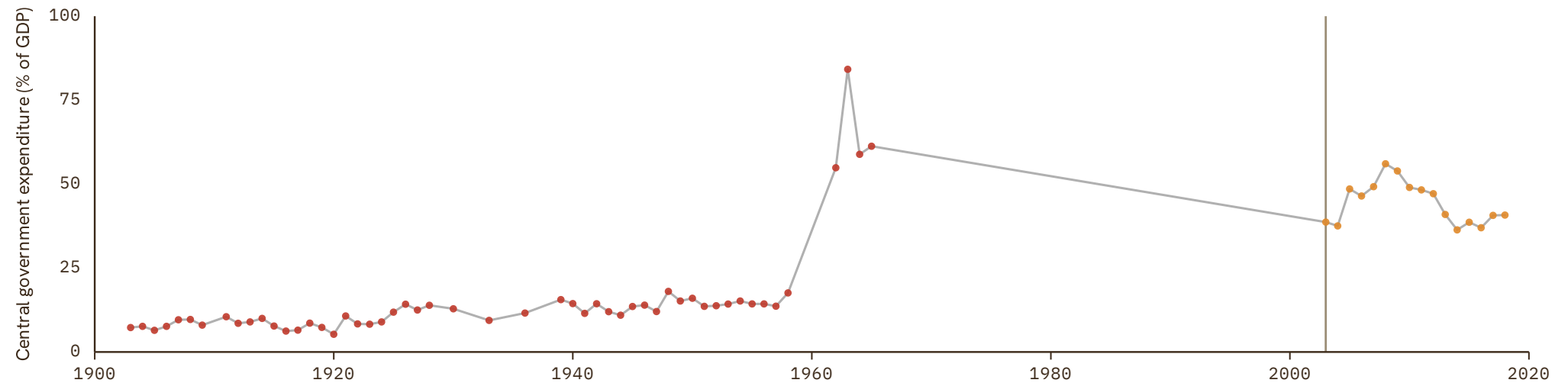
UNIT
in %

1 Source composition

SOURCE	CODE	TIME SPAN	NOTES
Brian Mitchell (2013)	Mitchell	1903 - 1965	Ratio-spliced using overlapping data in 1966: (ratio = 100%).
United Nations (2024)	ECLAC	2003 - 2018	Baseline source, overlaps with anchor year 2015.

2 Harmonised series

— GMD estimate | Source change ● ECLAC ● Mitchell



Cyprus

COVERAGE
1950-2025

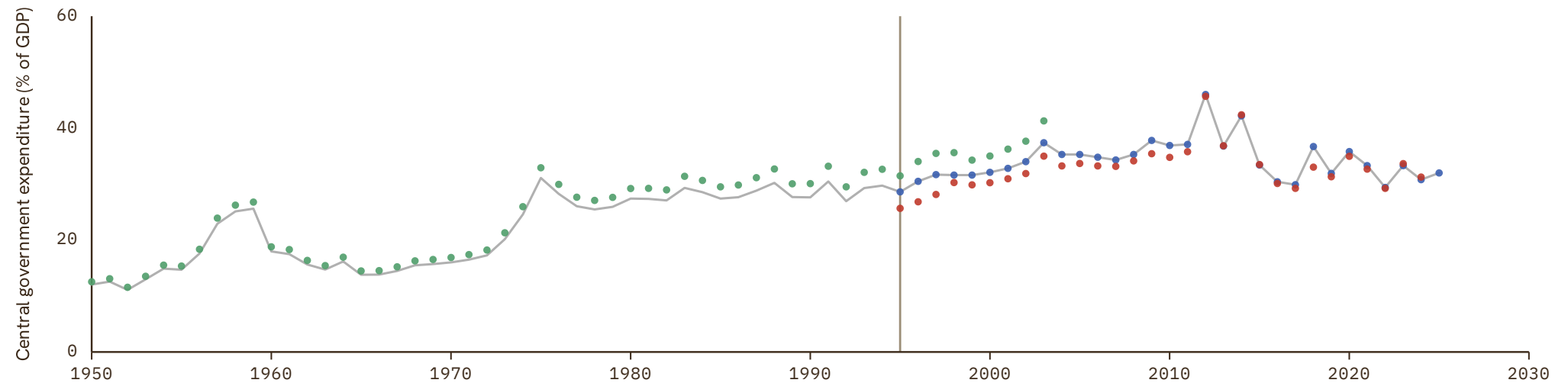
UNIT
in %

1 Source composition

SOURCE	CODE	TIME SPAN	NOTES
Brian Mitchell (2013)	Mitchell	1950 - 1994	Ratio-spliced using overlapping data in 1995: (ratio = 100%).
Eurostat (2025)	EUS	1995 - 2025	Baseline source, overlaps with anchor year 2015.

2 Harmonised series

— GMD estimate | Source change ● EUS ● IMF GFS ● Mitchell



Czech Republic

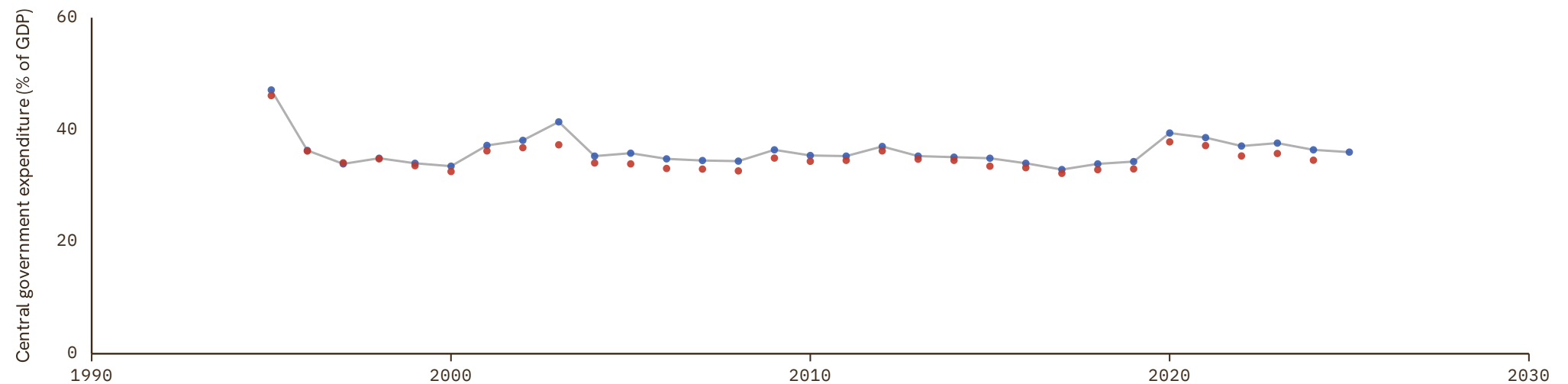
COVERAGE
1995–2025UNIT
in %

1 Source composition

SOURCE	CODE	TIME SPAN	NOTES
Eurostat (2025)	EUS	1995 - 2025	Baseline source, overlaps with anchor year 2015.

2 Harmonised series

— GMD estimate ● EUS ● IMF GFS



Democratic Republic of the Congo

COVERAGE
1950–1997

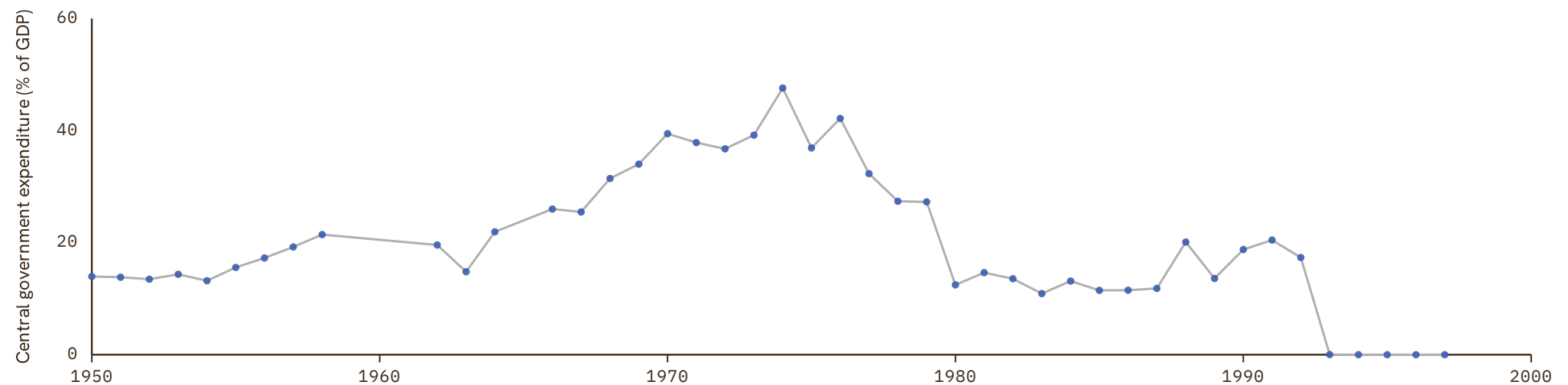
UNIT
in %

1 Source composition

SOURCE	CODE	TIME SPAN	NOTES
Brian Mitchell (2013)	Mitchell	1950 - 1997	Ratio-spliced using overlapping data in 1998: (ratio = 100%).

2 Harmonised series

— GMD estimate ● Mitchell



Denmark

COVERAGE
1854–2025

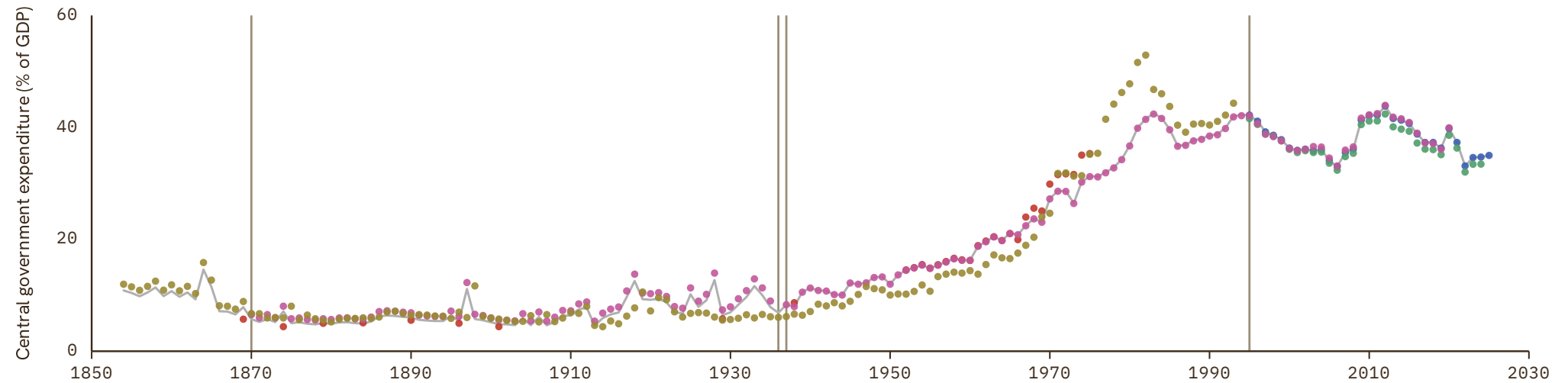
UNIT
in %

1 Source composition

SOURCE	CODE	TIME SPAN	NOTES
Brian Mitchell (2013)	Mitchell	1854 - 1869	Ratio-spliced using overlapping data in 1870: (ratio = 100%).
Jordá et al. (2017)	JST	1870 - 1935	Ratio-spliced using overlapping data in 1936: (ratio = 100%).
Brian Mitchell (2013)	Mitchell	1936 - 1936	Ratio-spliced using overlapping data in 1937: (ratio = 100%).
Jordá et al. (2017)	JST	1937 - 1994	Ratio-spliced using overlapping data in 1995: (ratio = 100%).
Eurostat (2025)	EUS	1995 - 2025	Baseline source, overlaps with anchor year 2015.

2 Harmonised series

— GMD estimate | Source change ● EUS ● FLORA ● IMF GFS ● JST ● Mitchell



Djibouti

COVERAGE
1990–2022

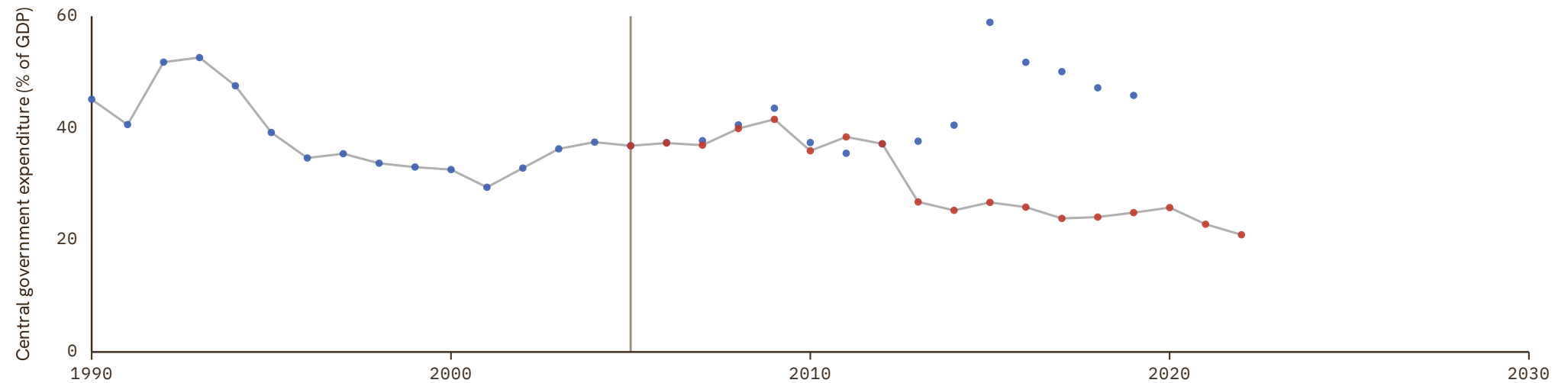
UNIT
in %

1 Source composition

SOURCE	CODE	TIME SPAN	NOTES
African Development Bank (2018)	AFDB	1990 - 2004	Ratio-spliced using overlapping data in 2005: (ratio = 100%).
African Union (2024)	AFRISTAT	2005 - 2022	Baseline source, overlaps with anchor year 2015.

2 Harmonised series

— GMD estimate | Source change ● AFDB ● AFRISTAT



Dominica

COVERAGE
2017–2017

UNIT
in %

1 Source composition

SOURCE	CODE	TIME SPAN	NOTES
United Nations (2024)	ECLAC	2017 - 2017	Ratio-spliced using overlapping data in 2018: (ratio = 100%).

2 Harmonised series

— GMD estimate ● ECLAC



Dominican Republic

COVERAGE
1950–2025

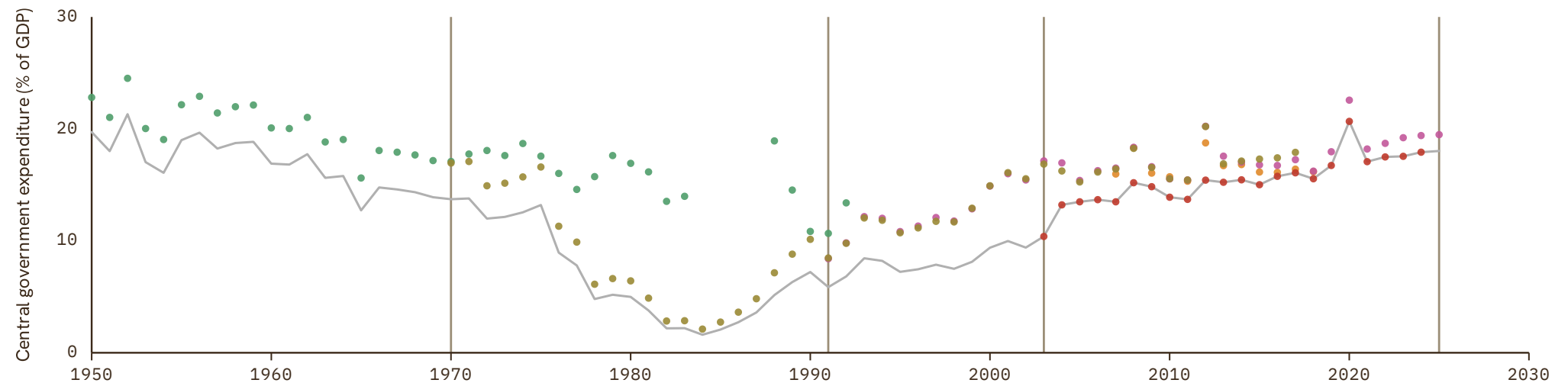
UNIT
in %

1 Source composition

SOURCE	CODE	TIME SPAN	NOTES
Brian Mitchell (2013)	Mitchell	1950 - 1969	Ratio-spliced using overlapping data in 1970: (ratio = 100%).
Consejo Monetario Centroamericano (2017)	SECMCA HIST	1970 - 1990	Ratio-spliced using overlapping data in 1991: (ratio = 100%).
Consejo Monetario Centroamericano (2026)	SECMCA	1991 - 2002	Ratio-spliced using overlapping data in 2003: (ratio = 100%).
International Monetary Fund (2024)	IMF GFS	2003 - 2024	Baseline source, overlaps with anchor year 2015.
Consejo Monetario Centroamericano (2026)	SECMCA	2025 - 2025	Ratio-spliced using overlapping data in 2026: (ratio = 100%).

2 Harmonised series

— GMD estimate | Source change ● ECLAC ● IMF GFS ● Mitchell ● SECMCA ● SECMCA HIST



Ecuador

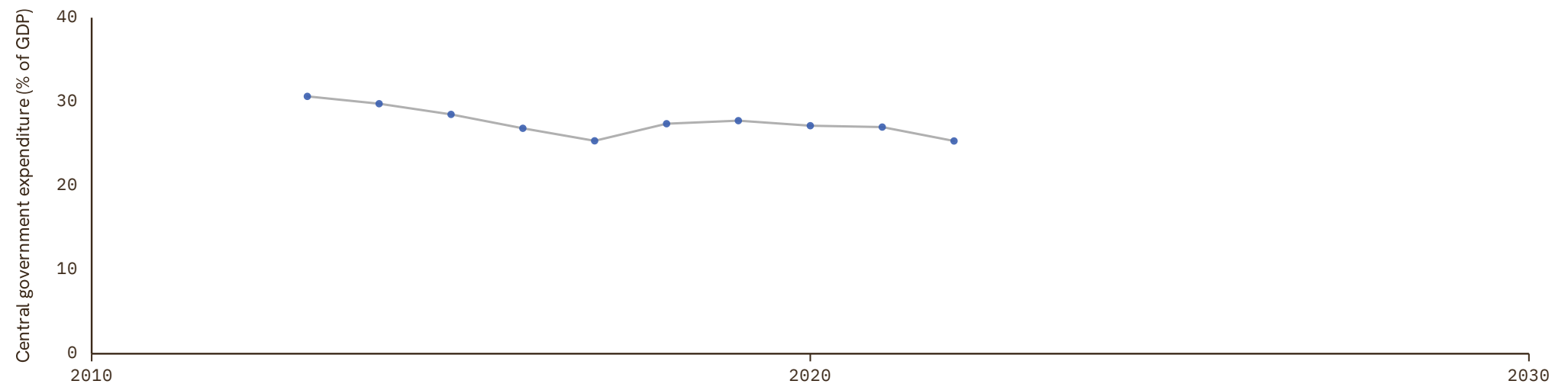
COVERAGE
2013–2022UNIT
in %

1 Source composition

SOURCE	CODE	TIME SPAN	NOTES
International Monetary Fund (2024)	IMF GFS	2013 - 2022	Baseline source, overlaps with anchor year 2015.

2 Harmonised series

— GMD estimate ● IMF GFS



Egypt

COVERAGE
1951–2019

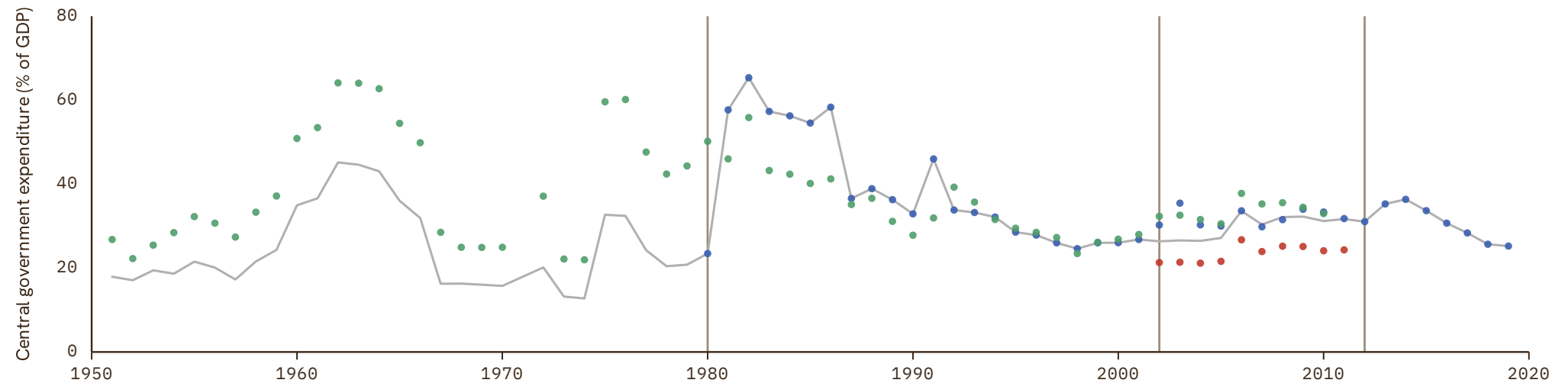
UNIT
in %

1 Source composition

SOURCE	CODE	TIME SPAN	NOTES
Brian Mitchell (2013)	Mitchell	1951 - 1979	Ratio-spliced using overlapping data in 1980: (ratio = 100%).
African Development Bank (2018)	AFDB	1980 - 2001	Ratio-spliced using overlapping data in 2002: (ratio = 100%).
International Monetary Fund (2024)	IMF GFS	2002 - 2011	Ratio-spliced using overlapping data in 2012: (ratio = 100%).
African Development Bank (2018)	AFDB	2012 - 2019	Baseline source, overlaps with anchor year 2015.

2 Harmonised series

— GMD estimate | Source change ● AFDB ● IMF GFS ● Mitchell



El Salvador

COVERAGE
1939–2025

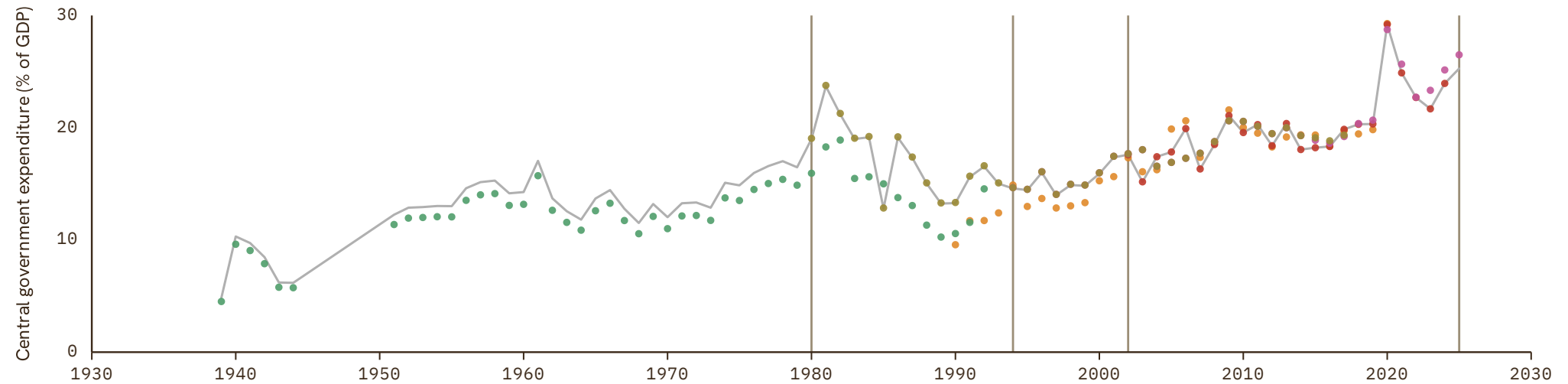
UNIT
in %

1 Source composition

SOURCE	CODE	TIME SPAN	NOTES
Brian Mitchell (2013)	Mitchell	1939 - 1979	Ratio-spliced using overlapping data in 1980: (ratio = 100%).
Consejo Monetario Centroamericano (2017)	SECMCA HIST	1980 - 1993	Ratio-spliced using overlapping data in 1994: (ratio = 100%).
Consejo Monetario Centroamericano (2026)	SECMCA	1994 - 2001	Ratio-spliced using overlapping data in 2002: (ratio = 100%).
International Monetary Fund (2024)	IMF GFS	2002 - 2024	Baseline source, overlaps with anchor year 2015.
Consejo Monetario Centroamericano (2026)	SECMCA	2025 - 2025	Ratio-spliced using overlapping data in 2026: (ratio = 100%).

2 Harmonised series

— GMD estimate | Source change ● ECLAC ● IMF GFS ● Mitchell ● SECMCA ● SECMCA HIST



Equatorial Guinea

COVERAGE
1980–2022

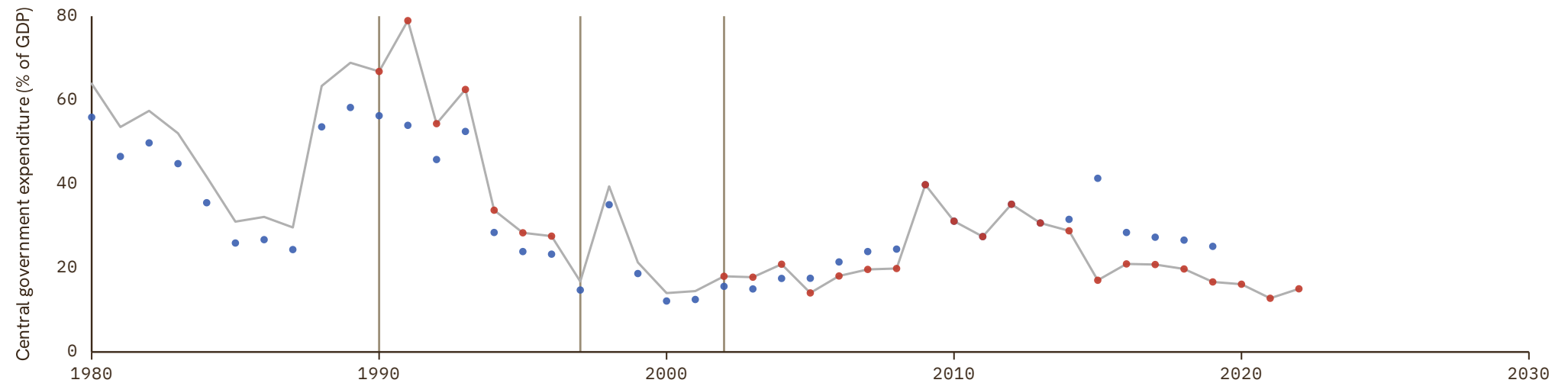
UNIT
in %

1 Source composition

SOURCE	CODE	TIME SPAN	NOTES
African Development Bank (2018)	AFDB	1980 - 1989	Ratio-spliced using overlapping data in 1990: (ratio = 100%).
African Union (2024)	AFRISTAT	1990 - 1996	Ratio-spliced using overlapping data in 1997: (ratio = 100%).
African Development Bank (2018)	AFDB	1997 - 2001	Ratio-spliced using overlapping data in 2002: (ratio = 100%).
African Union (2024)	AFRISTAT	2002 - 2022	Baseline source, overlaps with anchor year 2015.

2 Harmonised series

— GMD estimate | Source change ● AFDB ● AFRISTAT



Eritrea

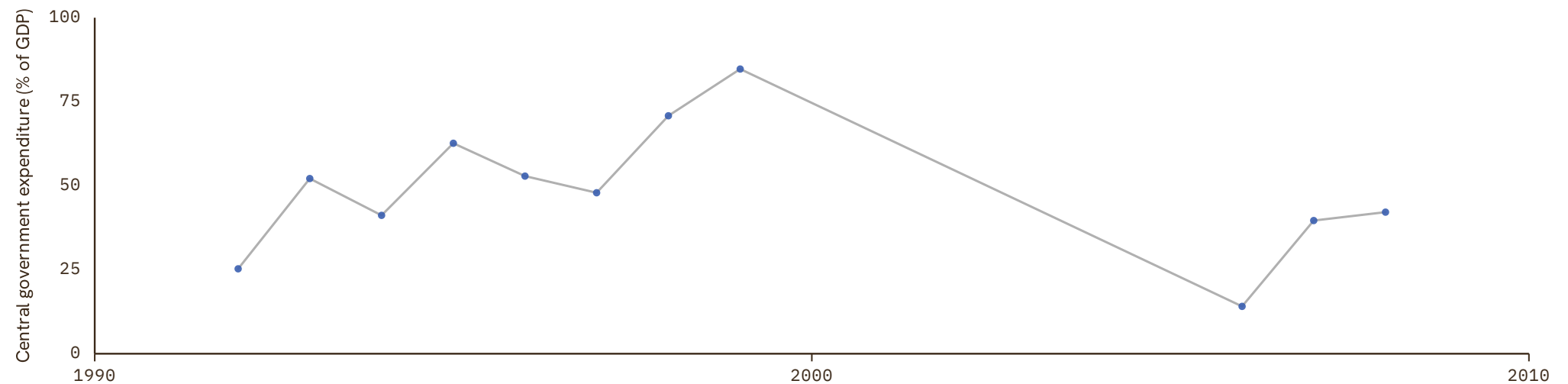
COVERAGE
1992–2008UNIT
in %

1 Source composition

SOURCE	CODE	TIME SPAN	NOTES
African Development Bank (2018)	AFDB	1992 - 2008	Ratio-spliced using overlapping data in 2009: (ratio = 100%).

2 Harmonised series

— GMD estimate ● AFDB



Estonia

COVERAGE
1995–2025

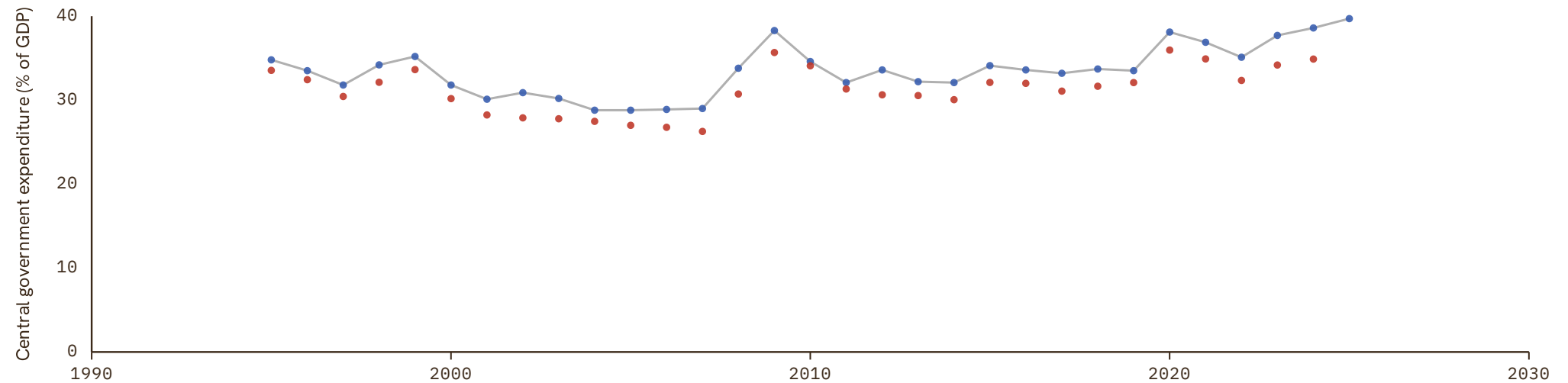
UNIT
in %

1 Source composition

SOURCE	CODE	TIME SPAN	NOTES
Eurostat (2025)	EUS	1995 - 2025	Baseline source, overlaps with anchor year 2015.

2 Harmonised series

— GMD estimate ● EUS ● IMF GFS



Eswatini

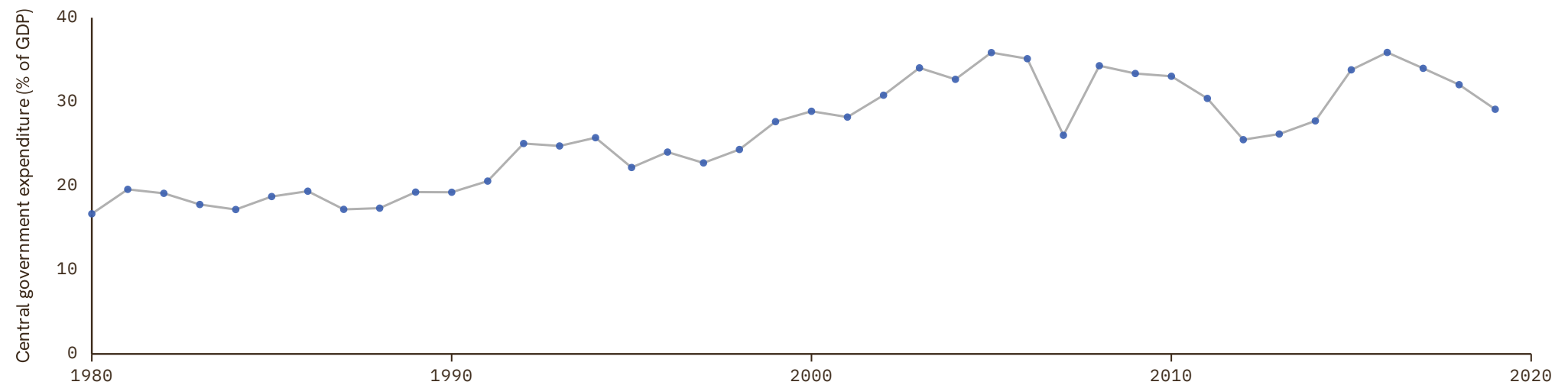
COVERAGE	UNIT
1980–2019	in %

1 Source composition

SOURCE	CODE	TIME SPAN	NOTES
African Development Bank (2018)	AFDB	1980 - 2019	Baseline source, overlaps with anchor year 2015.

2 Harmonised series

— GMD estimate ● AFDB



Ethiopia

COVERAGE
1960-2019

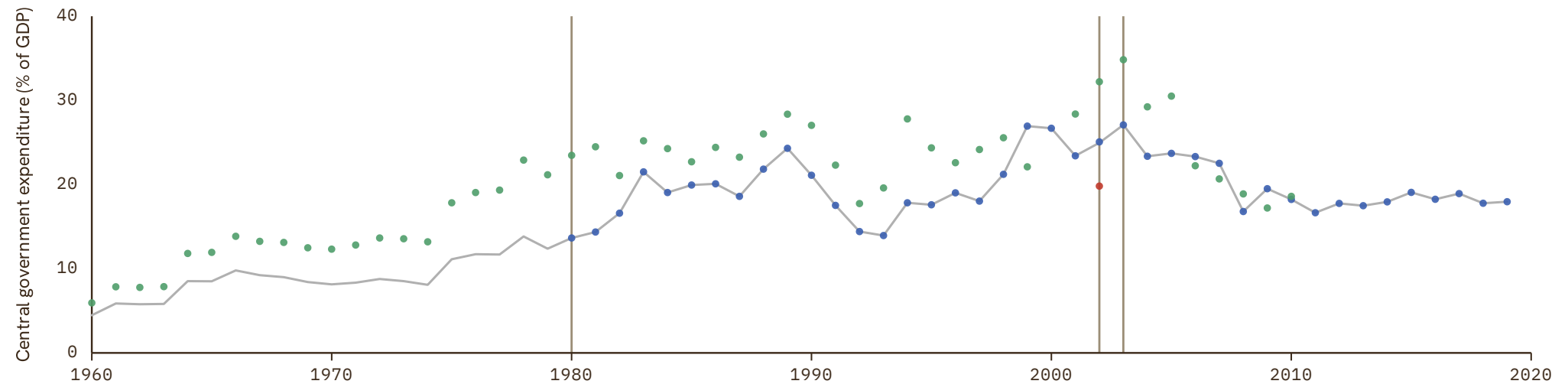
UNIT
in %

1 Source composition

SOURCE	CODE	TIME SPAN	NOTES
Brian Mitchell (2013)	Mitchell	1960 - 1979	Ratio-spliced using overlapping data in 1980: (ratio = 100%).
African Development Bank (2018)	AFDB	1980 - 2001	Ratio-spliced using overlapping data in 2002: (ratio = 100%).
International Monetary Fund (2024)	IMF GFS	2002 - 2002	Ratio-spliced using overlapping data in 2003: (ratio = 100%).
African Development Bank (2018)	AFDB	2003 - 2019	Baseline source, overlaps with anchor year 2015.

2 Harmonised series

— GMD estimate | Source change ● AFDB ● IMF GFS ● Mitchell



Fiji

COVERAGE
1950–2010

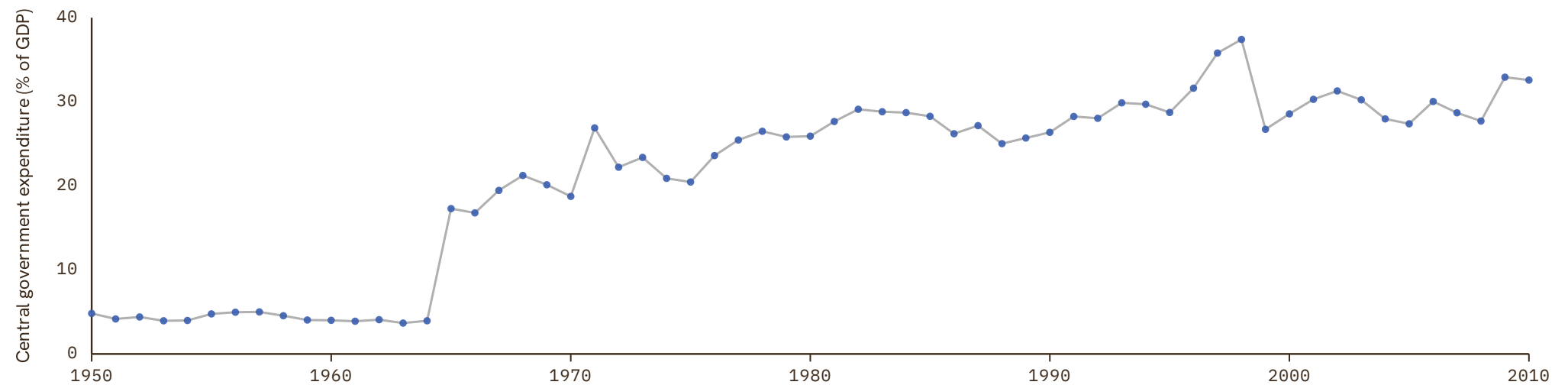
UNIT
in %

1 Source composition

SOURCE	CODE	TIME SPAN	NOTES
Brian Mitchell (2013)	Mitchell	1950 - 2010	Ratio-spliced using overlapping data in 2011: (ratio = 100%).

2 Harmonised series

— GMD estimate ● Mitchell



Finland

COVERAGE
1882–2025

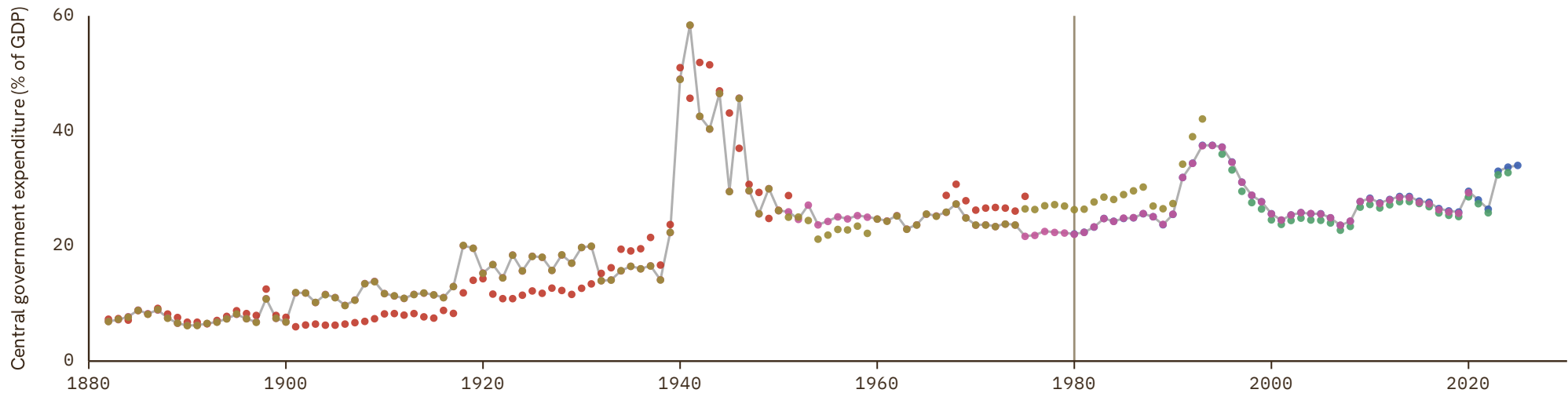
UNIT
in %

1 Source composition

SOURCE	CODE	TIME SPAN	NOTES
Jordá et al. (2017)	JST	1882 - 1979	Ratio-spliced using overlapping data in 1980: (ratio = 100%).
Eurostat (2025)	EUS	1980 - 2025	Baseline source, overlaps with anchor year 2015.

2 Harmonised series

— GMD estimate | Source change ● EUS ● FLORA ● IMF GFS ● JST ● Mitchell



France

COVERAGE
1815–2025

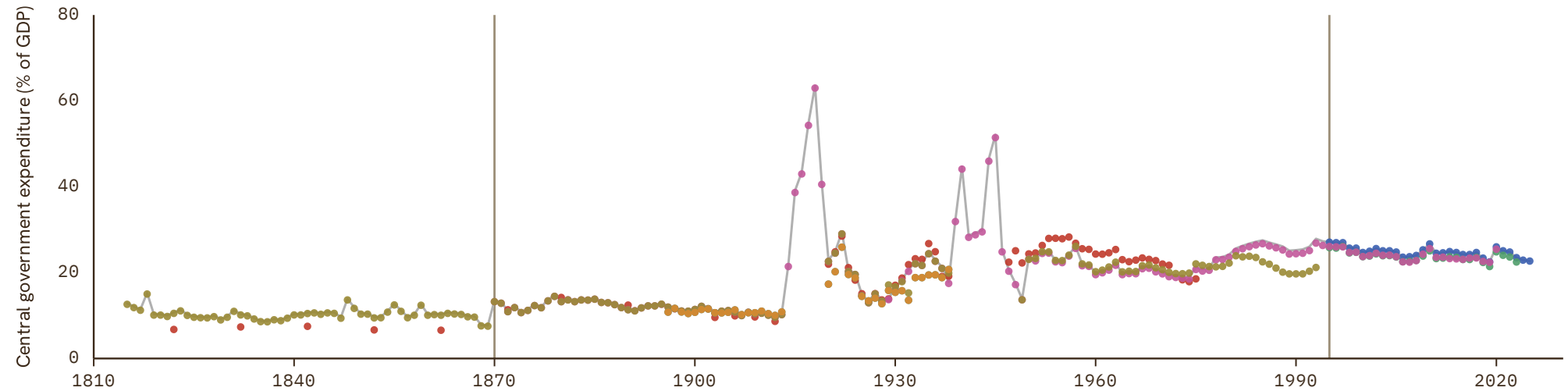
UNIT
in %

1 Source composition

SOURCE	CODE	TIME SPAN	NOTES
Brian Mitchell (2013)	Mitchell	1815 - 1869	Ratio-spliced using overlapping data in 1870: (ratio = 100%).
Jordá et al. (2017)	JST	1870 - 1994	Ratio-spliced using overlapping data in 1995: (ratio = 100%).
Eurostat (2025)	EUS	1995 - 2025	Baseline source, overlaps with anchor year 2015.

2 Harmonised series

— GMD estimate | Source change ● EUS ● FLORA ● IMF GFS ● JST ● Mitchell ● Villa ● CS4



Gabon

COVERAGE
1956–2020

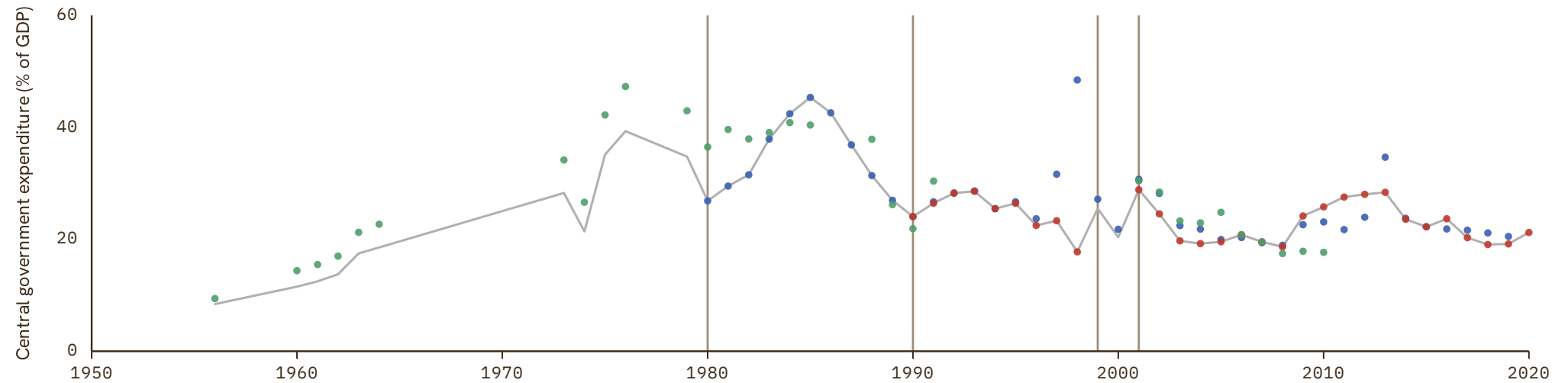
UNIT
in %

1 Source composition

SOURCE	CODE	TIME SPAN	NOTES
Brian Mitchell (2013)	Mitchell	1956 - 1979	Ratio-spliced using overlapping data in 1980: (ratio = 100%).
African Development Bank (2018)	AFDB	1980 - 1989	Ratio-spliced using overlapping data in 1990: (ratio = 100%).
African Union (2024)	AFRISTAT	1990 - 1998	Ratio-spliced using overlapping data in 1999: (ratio = 100%).
African Development Bank (2018)	AFDB	1999 - 2000	Ratio-spliced using overlapping data in 2001: (ratio = 100%).
African Union (2024)	AFRISTAT	2001 - 2020	Baseline source, overlaps with anchor year 2015.

2 Harmonised series

— GMD estimate | Source change ● AFDB ● AFRISTAT ● Mitchell



Gambia

COVERAGE
1980–2019

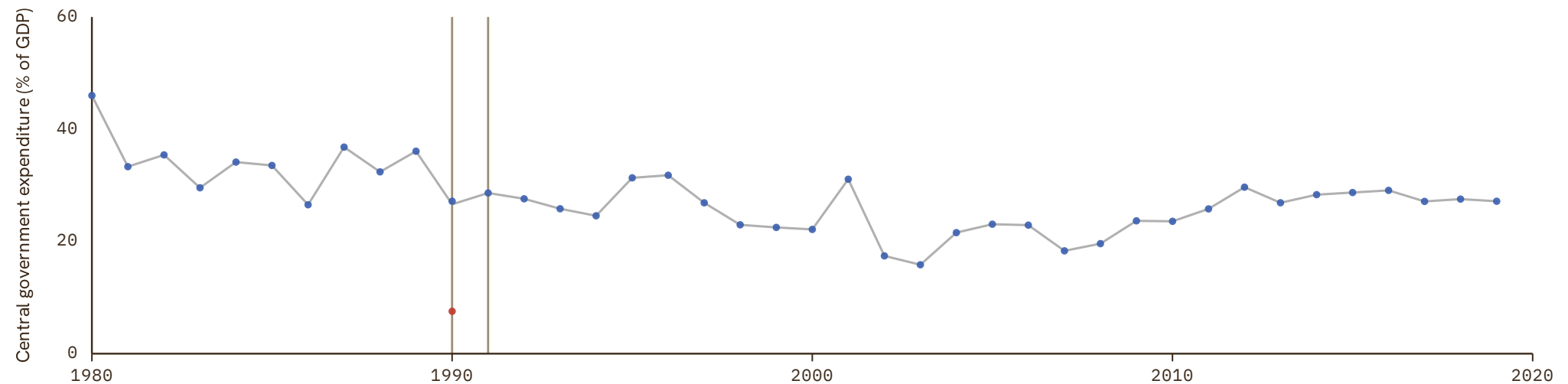
UNIT
in %

1 Source composition

SOURCE	CODE	TIME SPAN	NOTES
African Development Bank (2018)	AFDB	1980 - 1989	Ratio-spliced using overlapping data in 1990: (ratio = 100%).
International Monetary Fund (2024)	IMF GFS	1990 - 1990	Ratio-spliced using overlapping data in 1991: (ratio = 100%).
African Development Bank (2018)	AFDB	1991 - 2019	Baseline source, overlaps with anchor year 2015.

2 Harmonised series

— GMD estimate | Source change ● AFDB ● IMF GFS



Georgia

COVERAGE
1995–2024

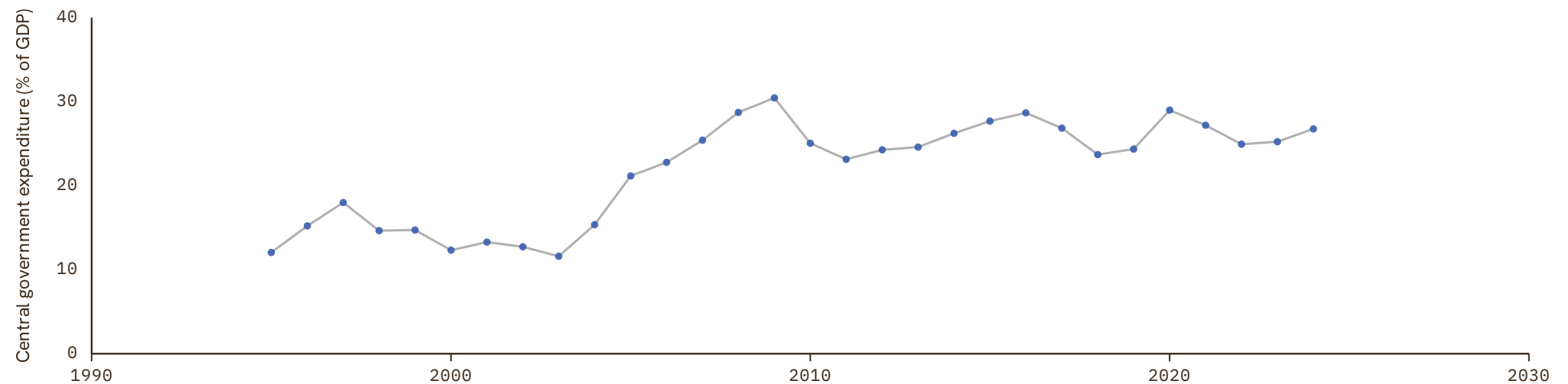
UNIT
in %

1 Source composition

SOURCE	CODE	TIME SPAN	NOTES
International Monetary Fund (2024)	IMF GFS	1995 - 2024	Baseline source, overlaps with anchor year 2015.

2 Harmonised series

— GMD estimate ● IMF GFS



German Democratic Republic

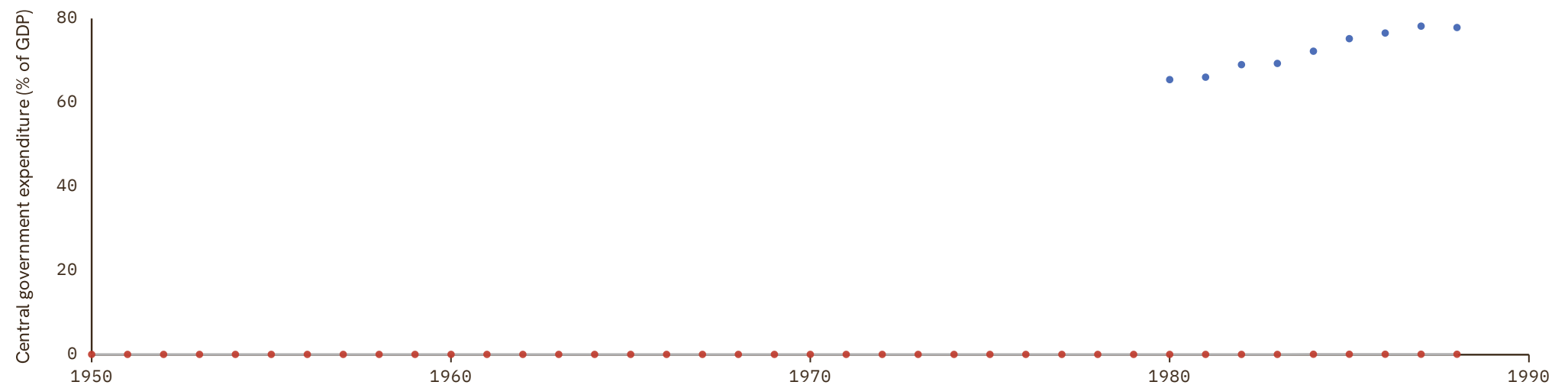
COVERAGE
1950–1988UNIT
in %

1 Source composition

SOURCE	CODE	TIME SPAN	NOTES
Brian Mitchell (2013)	Mitchell	1950 - 1988	Ratio-spliced using overlapping data in 1989: (ratio = 100%).

2 Harmonised series

— GMD estimate ● COMECON ● Mitchell



Germany

COVERAGE
1872–2025

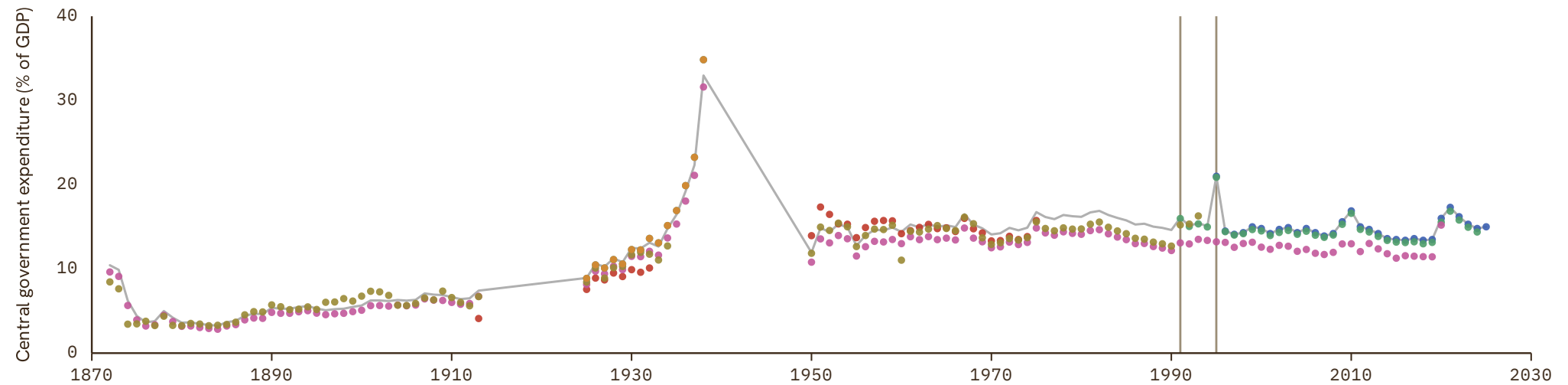
UNIT
in %

1 Source composition

SOURCE	CODE	TIME SPAN	NOTES
Jordá et al. (2017)	JST	1872 - 1990	Ratio-spliced using overlapping data in 1991: (ratio = 100%).
International Monetary Fund (2024)	IMF GFS	1991 - 1994	Ratio-spliced using overlapping data in 1995: (ratio = 100%).
Eurostat (2025)	EUS	1995 - 2025	Baseline source, overlaps with anchor year 2015.

2 Harmonised series

— GMD estimate | Source change ● EUS ● FLORA ● IMF GFS ● JST ● Mitchell ● Ritschl ● CS7



Ghana

COVERAGE
1950–2019

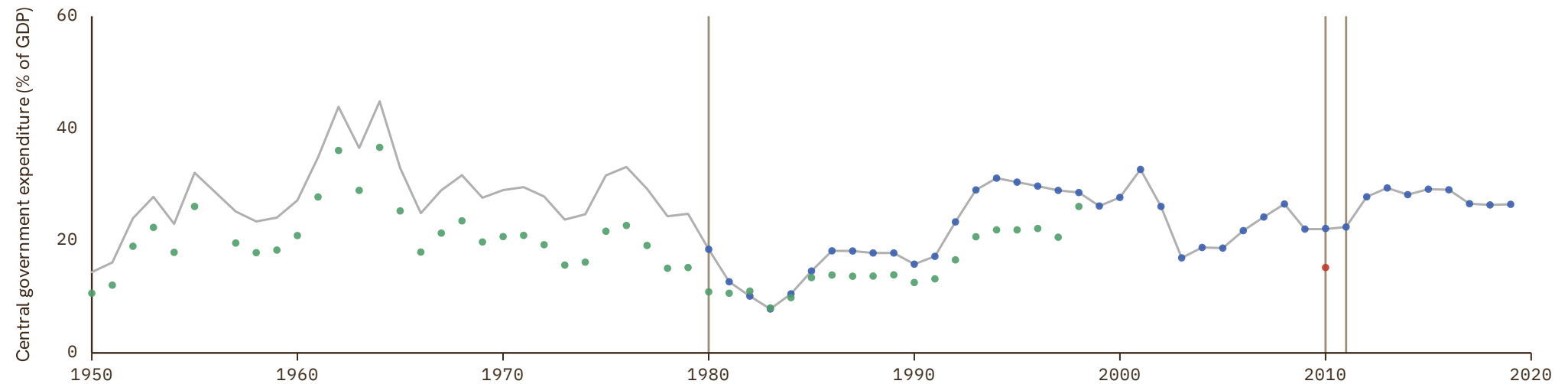
UNIT
in %

1 Source composition

SOURCE	CODE	TIME SPAN	NOTES
Brian Mitchell (2013)	Mitchell	1950 - 1979	Ratio-spliced using overlapping data in 1980: (ratio = 100%).
African Development Bank (2018)	AFDB	1980 - 2009	Ratio-spliced using overlapping data in 2010: (ratio = 100%).
International Monetary Fund (2024)	IMF GFS	2010 - 2010	Ratio-spliced using overlapping data in 2011: (ratio = 100%).
African Development Bank (2018)	AFDB	2011 - 2019	Baseline source, overlaps with anchor year 2015.

2 Harmonised series

— GMD estimate | Source change ● AFDB ● IMF GFS ● Mitchell



Greece

COVERAGE
1833–2025

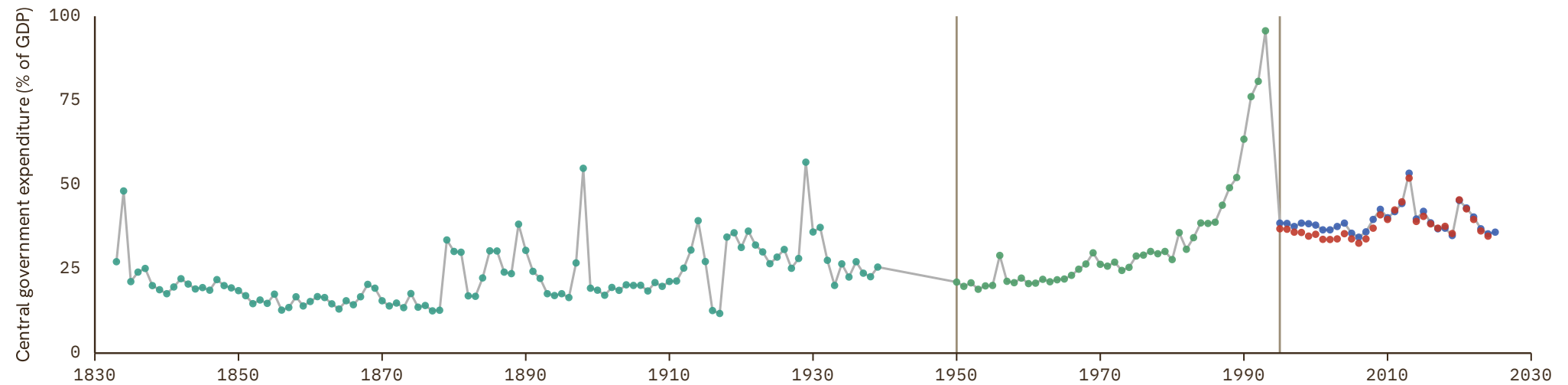
UNIT
in %

1 Source composition

SOURCE	CODE	TIME SPAN	NOTES
National Bank of Serbia (2024)	NBS	1833 - 1939	Ratio-spliced using overlapping data in 1940: (ratio = 100%).
Brian Mitchell (2013)	Mitchell	1950 - 1993	Ratio-spliced using overlapping data in 1994: (ratio = 100%).
Eurostat (2025)	EUS	1995 - 2025	Baseline source, overlaps with anchor year 2015.

2 Harmonised series

— GMD estimate | Source change ● EUS ● IMF GFS ● Mitchell ● NBS



Guatemala

COVERAGE
1923–2025

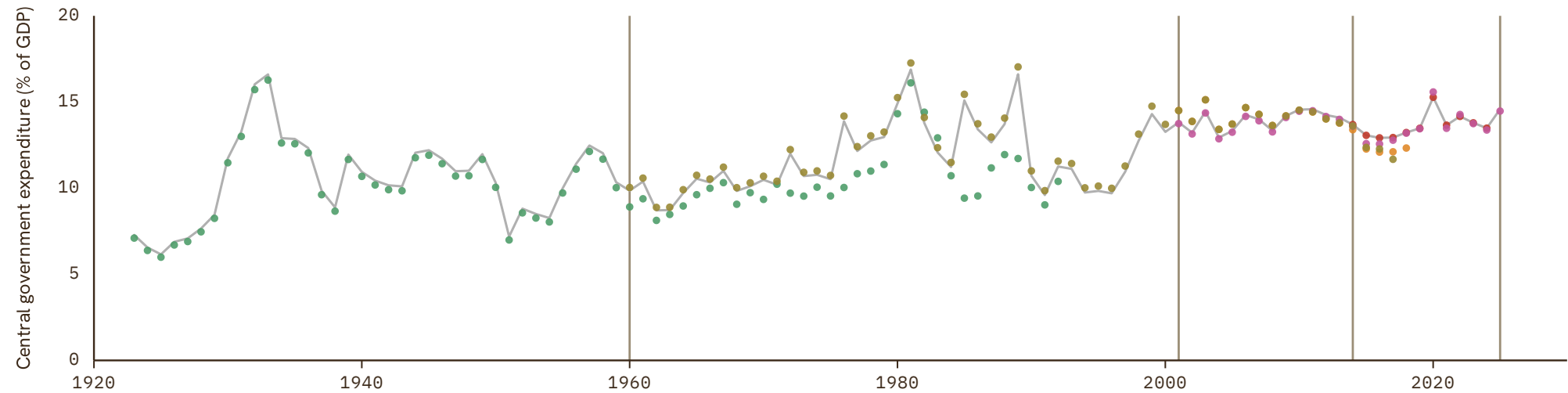
UNIT
in %

1 Source composition

SOURCE	CODE	TIME SPAN	NOTES
Brian Mitchell (2013)	Mitchell	1923 - 1959	Ratio-spliced using overlapping data in 1960: (ratio = 100%).
Consejo Monetario Centroamericano (2017)	SECMCA HIST	1960 - 2000	Ratio-spliced using overlapping data in 2001: (ratio = 100%).
Consejo Monetario Centroamericano (2026)	SECMCA	2001 - 2013	Ratio-spliced using overlapping data in 2014: (ratio = 100%).
International Monetary Fund (2024)	IMF GFS	2014 - 2024	Baseline source, overlaps with anchor year 2015.
Consejo Monetario Centroamericano (2026)	SECMCA	2025 - 2025	Ratio-spliced using overlapping data in 2026: (ratio = 100%).

2 Harmonised series

— GMD estimate | Source change ● ECLAC ● IMF GFS ● Mitchell ● SECMCA ● SECMCA HIST



Guinea

COVERAGE
1980–2022

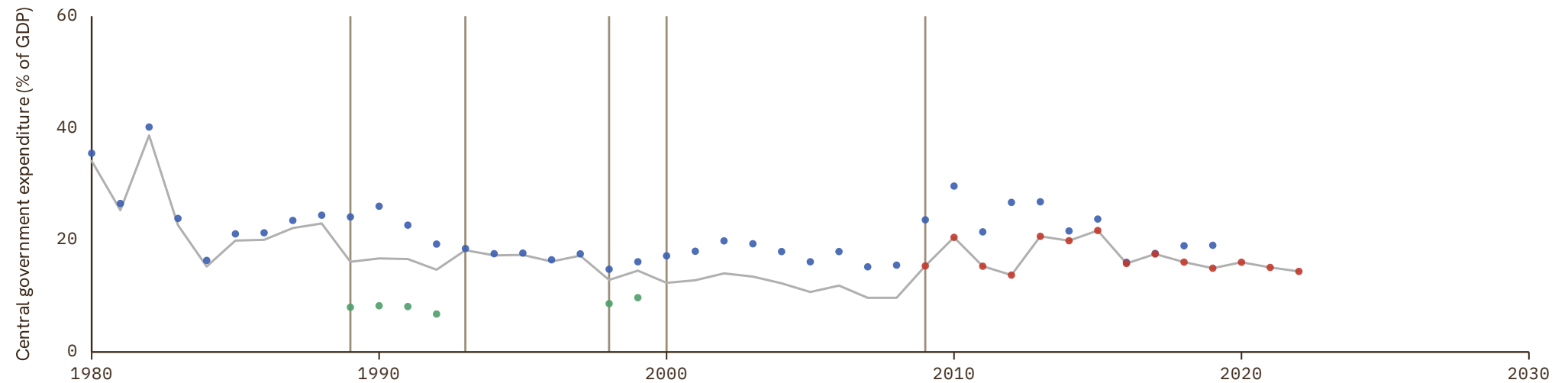
UNIT
in %

1 Source composition

SOURCE	CODE	TIME SPAN	NOTES
African Development Bank (2018)	AFDB	1980 - 1988	Ratio-spliced using overlapping data in 1989: (ratio = 100%).
International Monetary Fund (2024)	IMF GFS	1989 - 1992	Ratio-spliced using overlapping data in 1993: (ratio = 100%).
African Development Bank (2018)	AFDB	1993 - 1997	Ratio-spliced using overlapping data in 1998: (ratio = 100%).
International Monetary Fund (2024)	IMF GFS	1998 - 1999	Ratio-spliced using overlapping data in 2000: (ratio = 100%).
African Development Bank (2018)	AFDB	2000 - 2008	Ratio-spliced using overlapping data in 2009: (ratio = 100%).
African Union (2024)	AFRISTAT	2009 - 2022	Baseline source, overlaps with anchor year 2015.

2 Harmonised series

— GMD estimate | | Source change ● AFDB ● AFRISTAT ● IMF GFS



Guinea-Bissau

COVERAGE
1980–2024

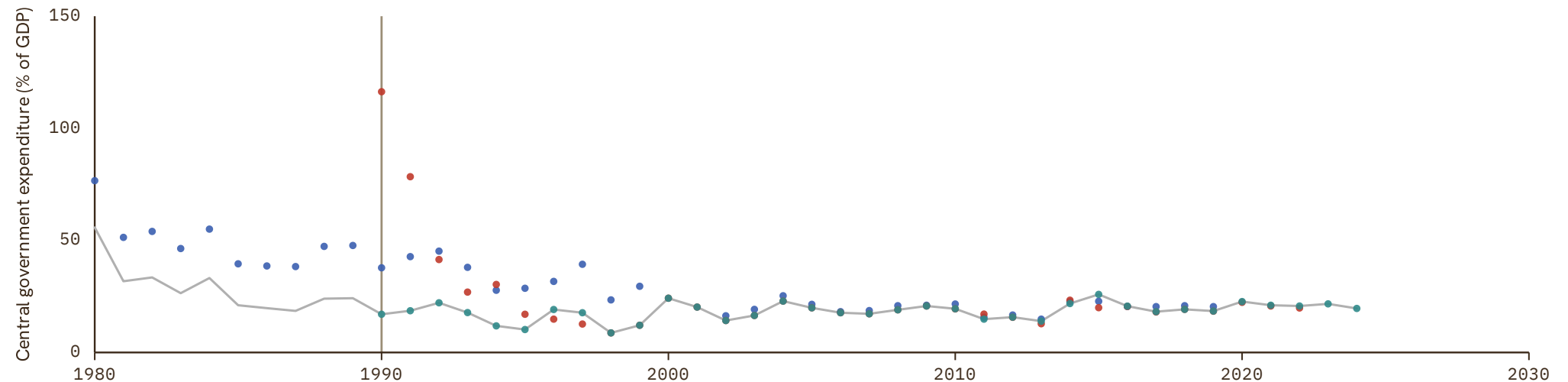
UNIT
in %

1 Source composition

SOURCE	CODE	TIME SPAN	NOTES
African Development Bank (2018)	AFDB	1980 - 1989	Ratio-spliced using overlapping data in 1990: (ratio = 100%).
BCEAO (2024)	BCEAO	1990 - 2024	Baseline source, overlaps with anchor year 2015.

2 Harmonised series

— GMD estimate | Source change ● AFDB ● AFRISTAT ● BCEAO



Guyana

COVERAGE
1952–1992

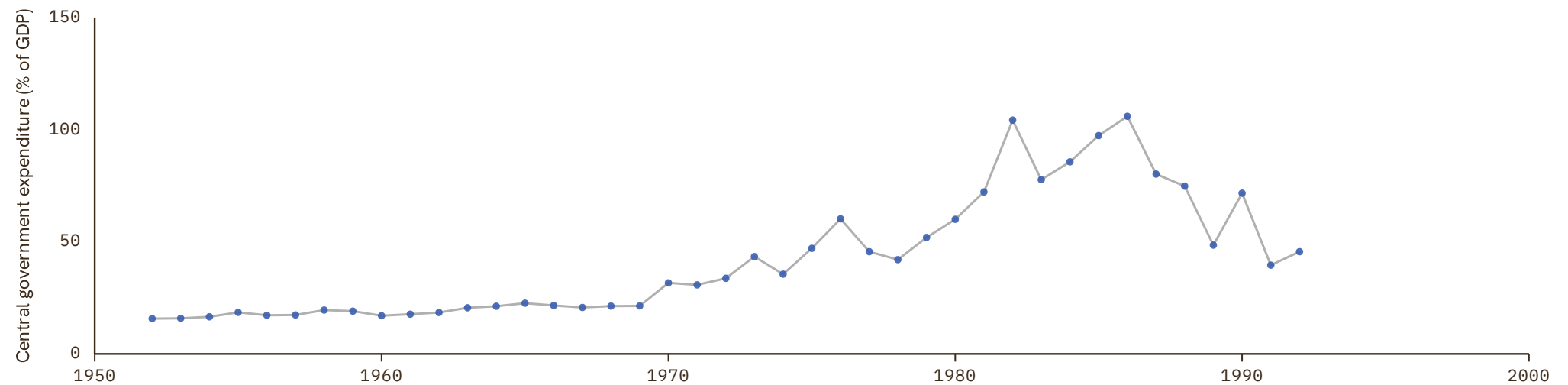
UNIT
in %

1 Source composition

SOURCE	CODE	TIME SPAN	NOTES
Brian Mitchell (2013)	Mitchell	1952 - 1992	Ratio-spliced using overlapping data in 1993: (ratio = 100%).

2 Harmonised series

— GMD estimate ● Mitchell



Haiti

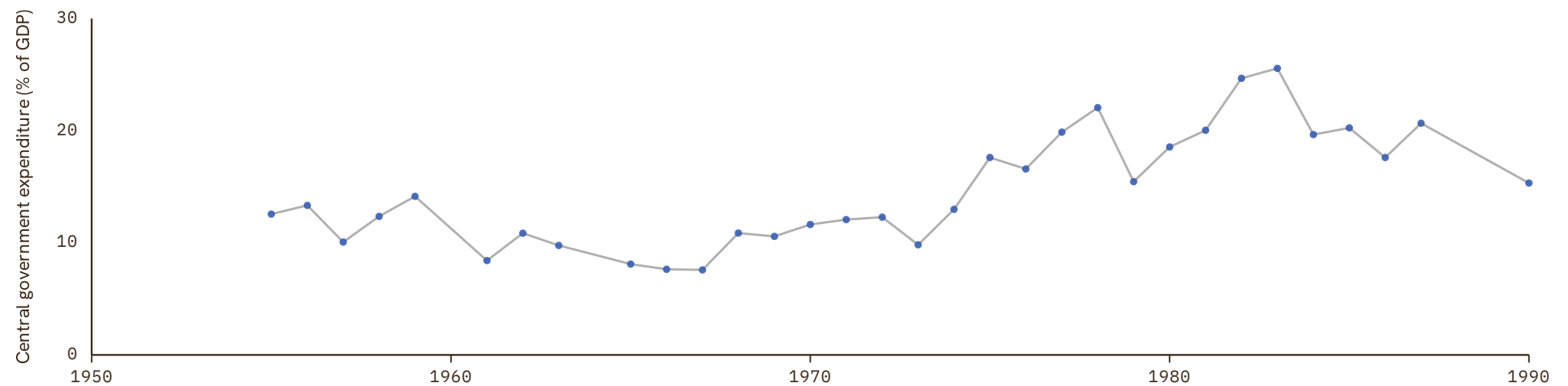
COVERAGE
1955–1990UNIT
in %

1 Source composition

SOURCE	CODE	TIME SPAN	NOTES
Brian Mitchell (2013)	Mitchell	1955 - 1990	Ratio-spliced using overlapping data in 1991: (ratio = 100%).

2 Harmonised series

— GMD estimate ● Mitchell



Honduras

COVERAGE
1925–2025

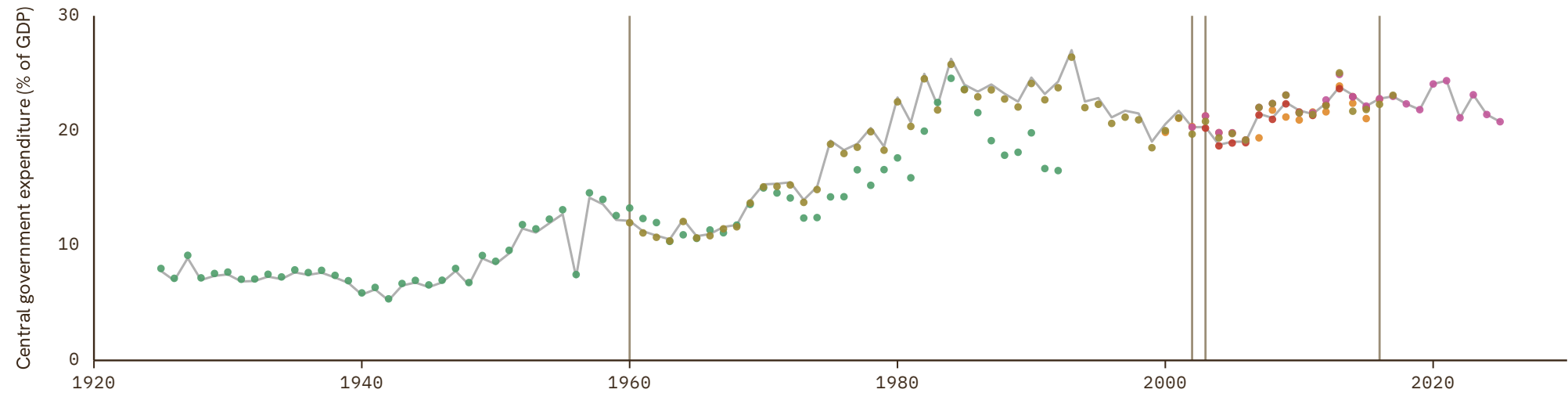
UNIT
in %

1 Source composition

SOURCE	CODE	TIME SPAN	NOTES
Brian Mitchell (2013)	Mitchell	1925 - 1959	Ratio-spliced using overlapping data in 1960: (ratio = 100%).
Consejo Monetario Centroamericano (2017)	SECMCA HIST	1960 - 2001	Ratio-spliced using overlapping data in 2002: (ratio = 100%).
Consejo Monetario Centroamericano (2026)	SECMCA	2002 - 2002	Ratio-spliced using overlapping data in 2003: (ratio = 100%).
International Monetary Fund (2024)	IMF GFS	2003 - 2015	Ratio-spliced using overlapping data in 2016: (ratio = 100%).
Consejo Monetario Centroamericano (2026)	SECMCA	2016 - 2025	Ratio-spliced using overlapping data in 2026: (ratio = 100%).

2 Harmonised series

— GMD estimate | Source change ● ECLAC ● IMF GFS ● Mitchell ● SECMCA ● SECMCA HIST



Hong Kong

COVERAGE
1947–1954

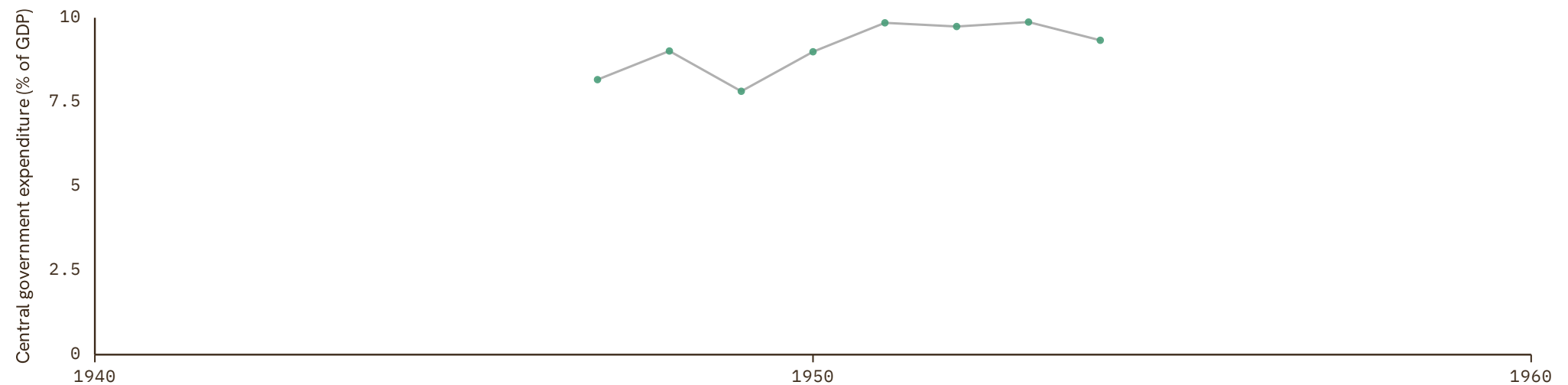
UNIT
in %

1 Source composition

SOURCE	CODE	TIME SPAN	NOTES
Hong Kong Institute (2024)	CS1 HKG	1947 - 1954	Ratio-spliced using overlapping data in 1955: (ratio = 100%).

2 Harmonised series

— GMD estimate ● CS1



Hungary

COVERAGE
1900–2025

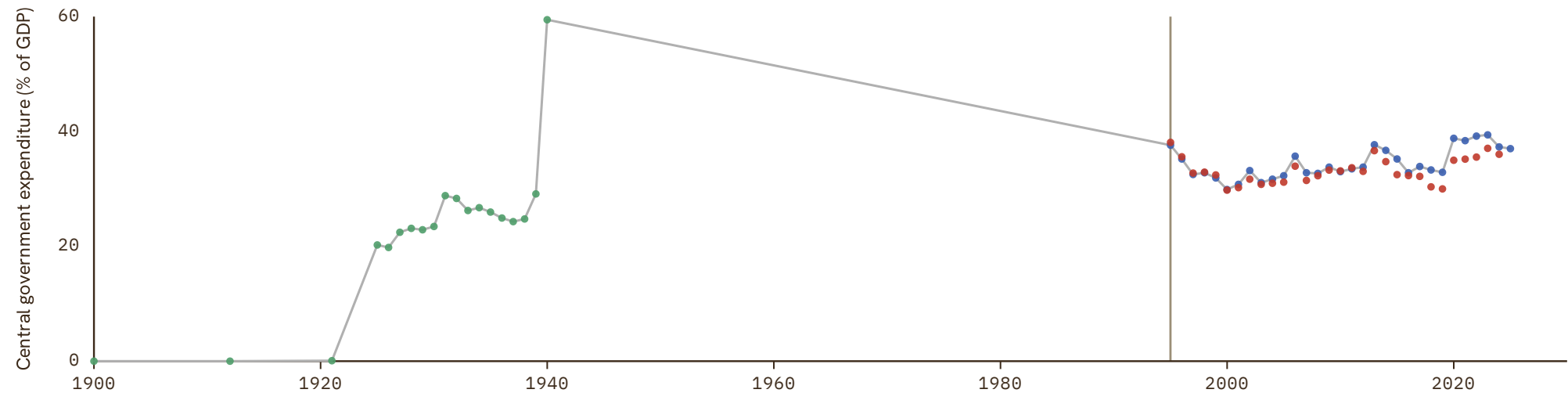
UNIT
in %

1 Source composition

SOURCE	CODE	TIME SPAN	NOTES
Brian Mitchell (2013)	Mitchell	1900 - 1940	Ratio-spliced using overlapping data in 1941: (ratio = 100%).
Eurostat (2025)	EUS	1995 - 2025	Baseline source, overlaps with anchor year 2015.

2 Harmonised series

— GMD estimate | Source change ● EUS ● IMF GFS ● Mitchell



Iceland

COVERAGE
1990–2025

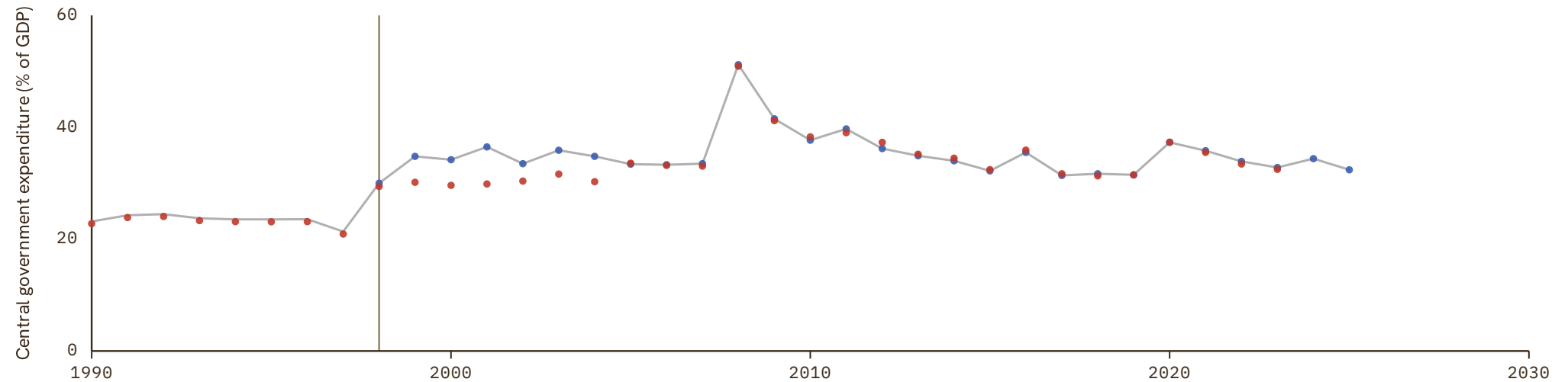
UNIT
in %

1 Source composition

SOURCE	CODE	TIME SPAN	NOTES
International Monetary Fund (2024)	IMF GFS	1990 - 1997	Ratio-spliced using overlapping data in 1998: (ratio = 100%).
Eurostat (2025)	EUS	1998 - 2025	Baseline source, overlaps with anchor year 2015.

2 Harmonised series

— GMD estimate | Source change ● EUS ● IMF GFS



India

COVERAGE
1948–2010

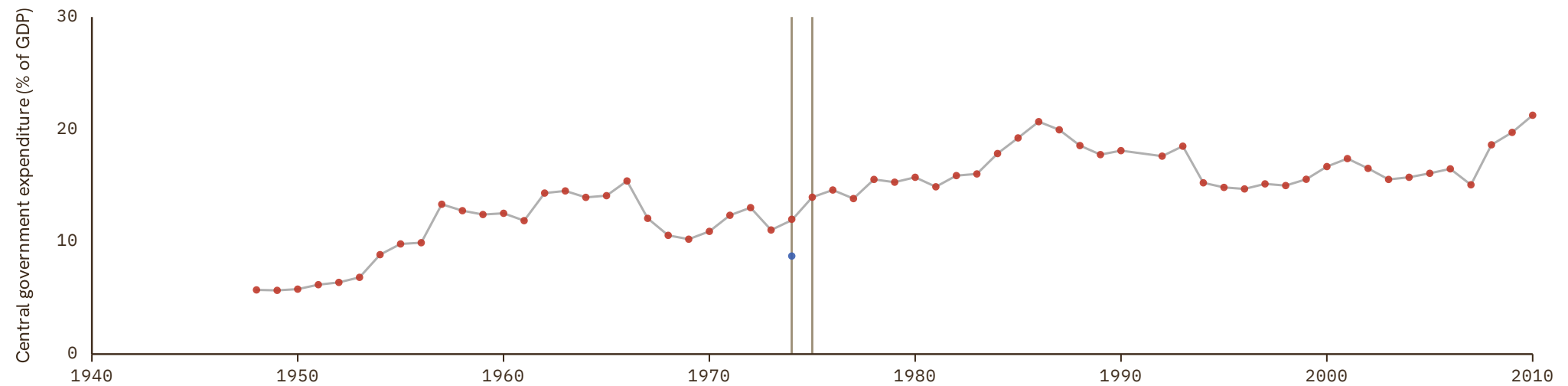
UNIT
in %

1 Source composition

SOURCE	CODE	TIME SPAN	NOTES
Brian Mitchell (2013)	Mitchell	1948 - 1973	Ratio-spliced using overlapping data in 1974: (ratio = 100%).
International Monetary Fund (2024)	IMF GFS	1974 - 1974	Ratio-spliced using overlapping data in 1975: (ratio = 100%).
Brian Mitchell (2013)	Mitchell	1975 - 2010	Ratio-spliced using overlapping data in 2011: (ratio = 100%).

2 Harmonised series

— GMD estimate | Source change ● IMF GFS ● Mitchell



Indonesia

COVERAGE
1921-2023

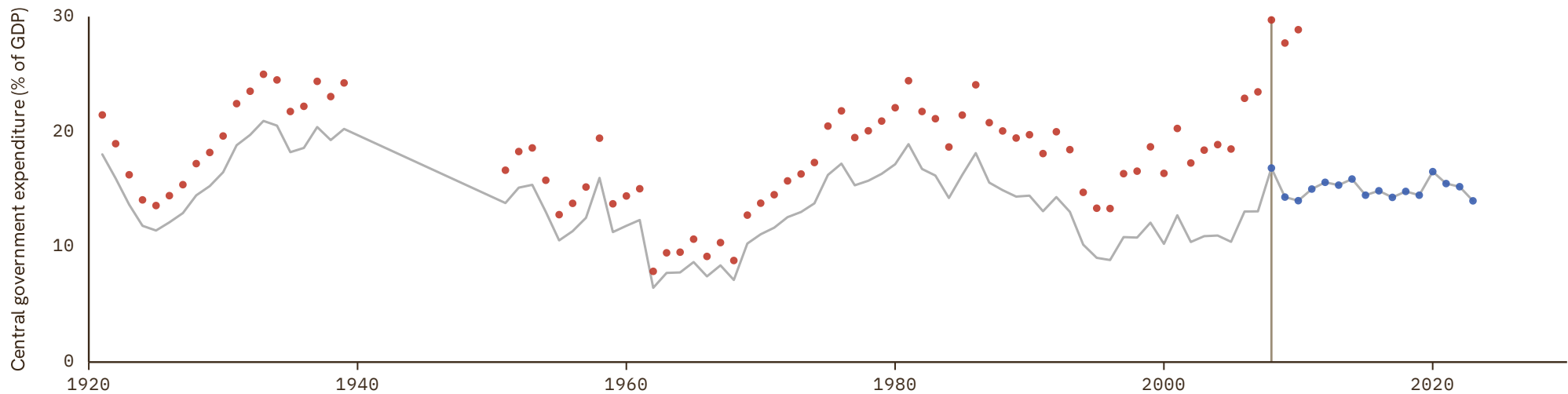
UNIT
in %

1 Source composition

SOURCE	CODE	TIME SPAN	NOTES
Brian Mitchell (2013)	Mitchell	1921 - 2007	Ratio-spliced using overlapping data in 2008: (ratio = 100%).
International Monetary Fund (2024)	IMF GFS	2008 - 2023	Baseline source, overlaps with anchor year 2015.

2 Harmonised series

— GMD estimate | | Source change ● IMF GFS ● Mitchell



Iran

COVERAGE
1959–2010

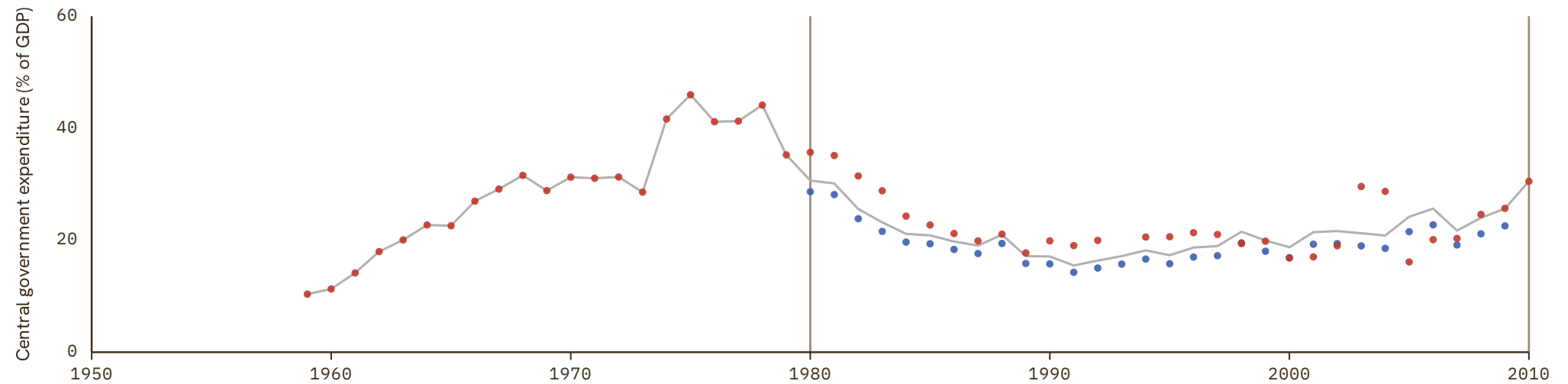
UNIT
in %

1 Source composition

SOURCE	CODE	TIME SPAN	NOTES
Brian Mitchell (2013)	Mitchell	1959 - 1979	Ratio-spliced using overlapping data in 1980: (ratio = 100%).
International Monetary Fund (2024)	IMF GFS	1980 - 2009	Ratio-spliced using overlapping data in 2010: (ratio = 100%).
Brian Mitchell (2013)	Mitchell	2010 - 2010	Ratio-spliced using overlapping data in 2011: (ratio = 100%).

2 Harmonised series

— GMD estimate | Source change ● IMF GFS ● Mitchell



Iraq

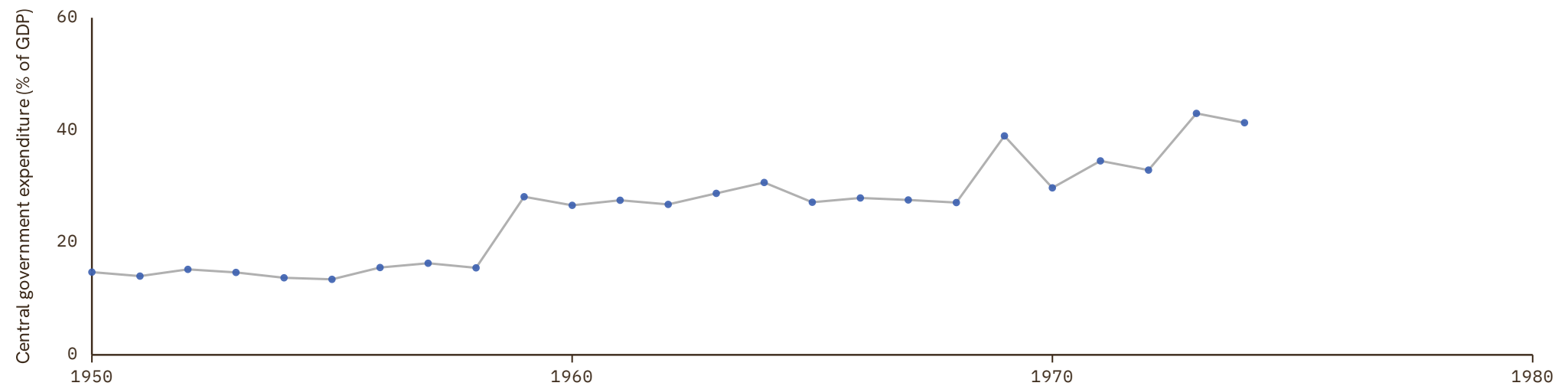
COVERAGE
1950–1974UNIT
in %

1 Source composition

SOURCE	CODE	TIME SPAN	NOTES
Brian Mitchell (2013)	Mitchell	1950 - 1974	Ratio-spliced using overlapping data in 1975: (ratio = 100%).

2 Harmonised series

— GMD estimate ● Mitchell



Ireland

COVERAGE
1938-2025

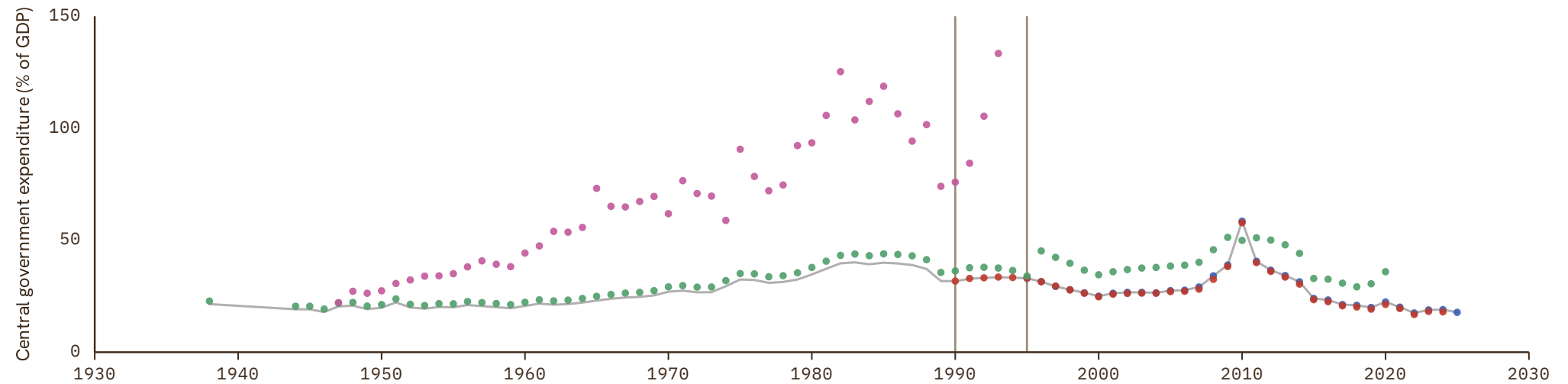
UNIT
in %

1 Source composition

SOURCE	CODE	TIME SPAN	NOTES
Jordá et al. (2017)	JST	1938 - 1989	Ratio-spliced using overlapping data in 1990: (ratio = 100%).
International Monetary Fund (2024)	IMF GFS	1990 - 1994	Ratio-spliced using overlapping data in 1995: (ratio = 100%).
Eurostat (2025)	EUS	1995 - 2025	Baseline source, overlaps with anchor year 2015.

2 Harmonised series

— GMD estimate | Source change ● EUS ● IMF GFS ● JST ● Mitchell



Israel

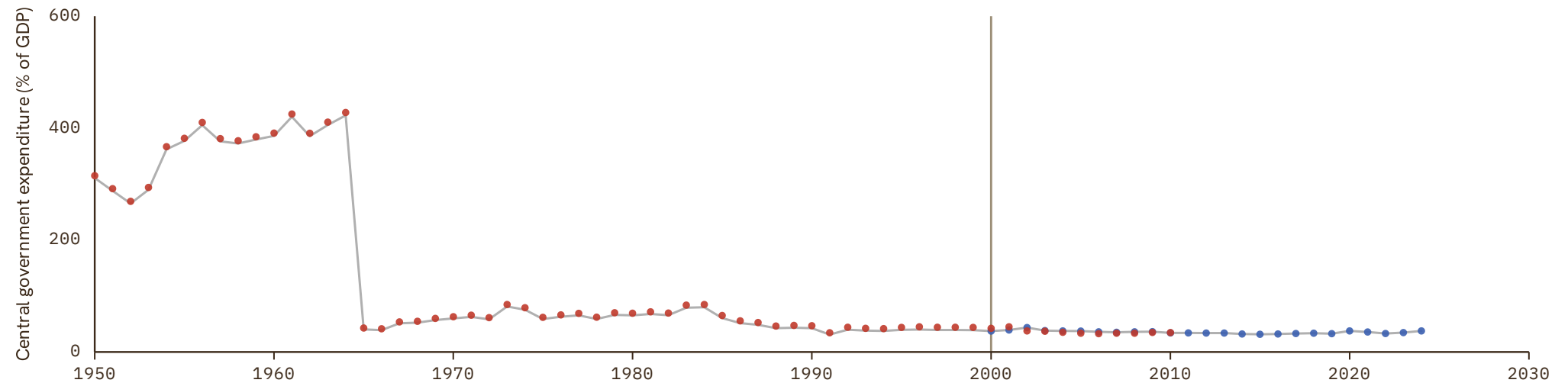
COVERAGE | UNIT
1950–2024 | in %

1 Source composition

SOURCE	CODE	TIME SPAN	NOTES
Brian Mitchell (2013)	Mitchell	1950 - 1999	Ratio-spliced using overlapping data in 2000: (ratio = 100%).
International Monetary Fund (2024)	IMF GFS	2000 - 2024	Baseline source, overlaps with anchor year 2015.

2 Harmonised series

— GMD estimate | | Source change ● IMF GFS ● Mitchell



Italy

COVERAGE
1862–2025

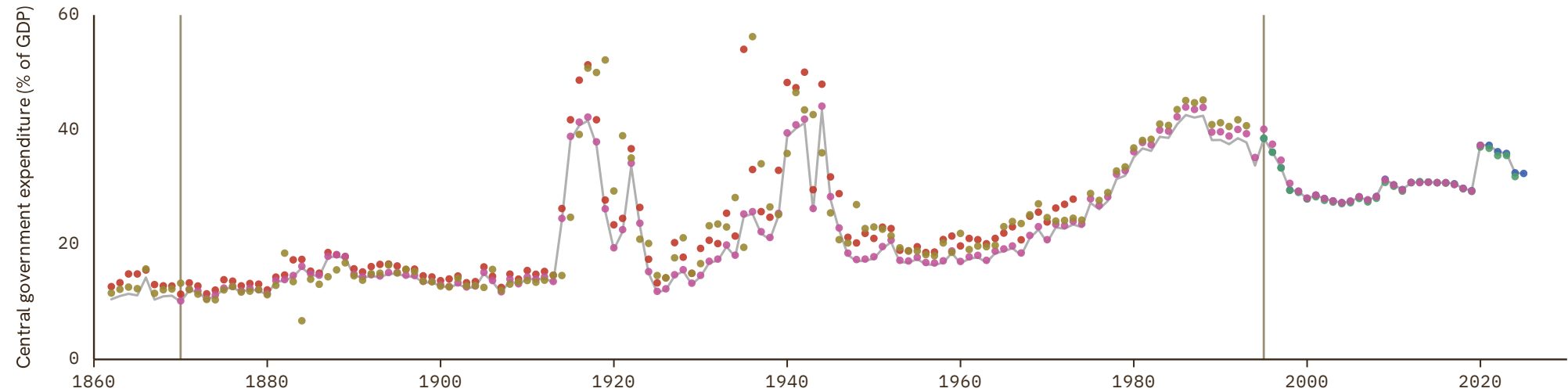
UNIT
in %

1 Source composition

SOURCE	CODE	TIME SPAN	NOTES
Brian Mitchell (2013)	Mitchell	1862 - 1869	Ratio-spliced using overlapping data in 1870: (ratio = 100%).
Jordá et al. (2017)	JST	1870 - 1994	Ratio-spliced using overlapping data in 1995: (ratio = 100%).
Eurostat (2025)	EUS	1995 - 2025	Baseline source, overlaps with anchor year 2015.

2 Harmonised series

— GMD estimate | Source change ● EUS ● FLORA ● IMF GFS ● JST ● Mitchell



Ivory Coast

COVERAGE
1960-2024

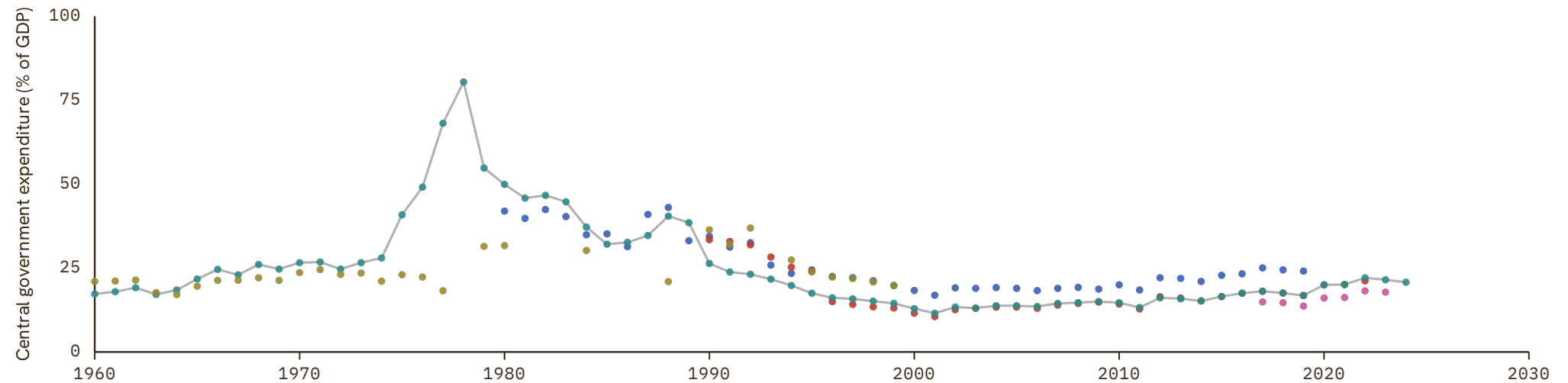
UNIT
in %

1 Source composition

SOURCE	CODE	TIME SPAN	NOTES
BCEAO (2024)	BCEAO	1960 - 2024	Baseline source, overlaps with anchor year 2015.

2 Harmonised series

— GMD estimate ● AFDB ● AFRISTAT ● BCEAO ● IMF GFS ● Mitchell



Jamaica

COVERAGE
1929-2000

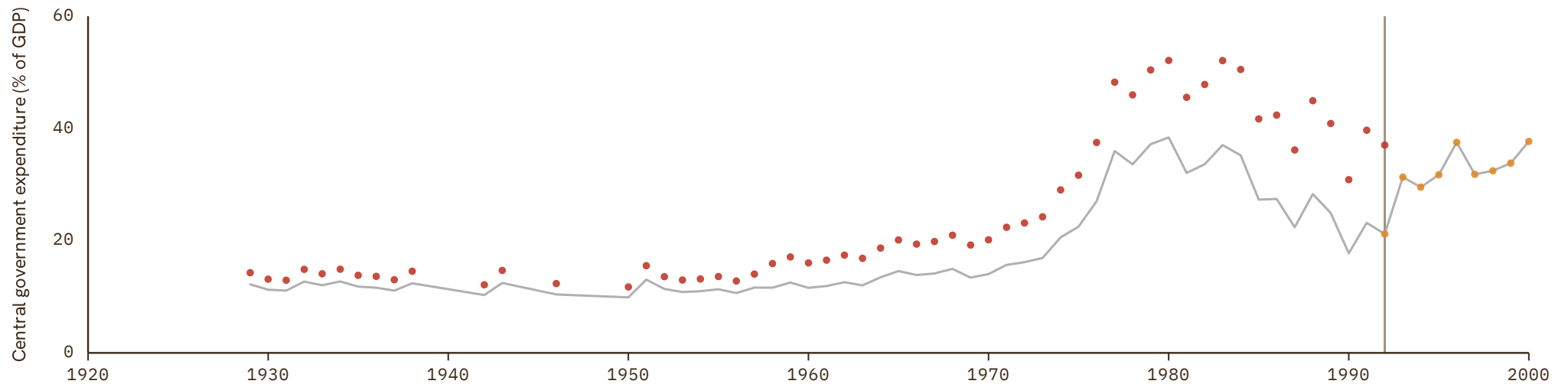
UNIT
in %

1 Source composition

SOURCE	CODE	TIME SPAN	NOTES
Brian Mitchell (2013)	Mitchell	1929 - 1991	Ratio-spliced using overlapping data in 1992: (ratio = 100%).
United Nations (2024)	ECLAC	1992 - 2000	Ratio-spliced using overlapping data in 2001: (ratio = 100%).

2 Harmonised series

— GMD estimate | Source change ● ECLAC ● Mitchell



Japan

COVERAGE
1875–2024

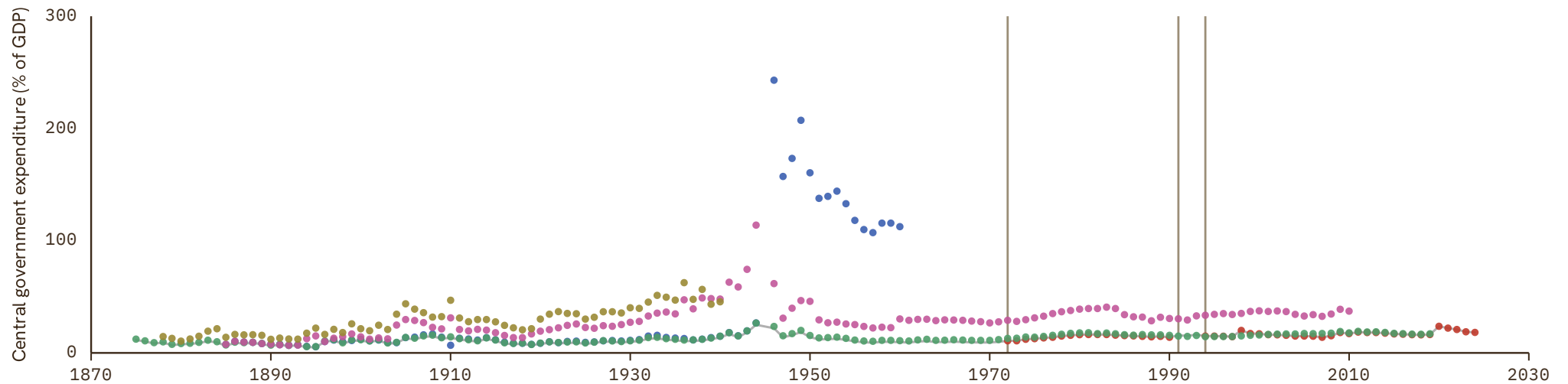
UNIT
in %

1 Source composition

SOURCE	CODE	TIME SPAN	NOTES
Jordá et al. (2017)	JST	1875 - 1971	Ratio-spliced using overlapping data in 1972: (ratio = 100%).
International Monetary Fund (2024)	IMF GFS	1972 - 1990	Ratio-spliced using overlapping data in 1991: (ratio = 100%).
Jordá et al. (2017)	JST	1991 - 1993	Ratio-spliced using overlapping data in 1994: (ratio = 100%).
International Monetary Fund (2024)	IMF GFS	1994 - 2024	Baseline source, overlaps with anchor year 2015.

2 Harmonised series

— GMD estimate | Source change ● AHSTAT ● IMF GFS ● JST ● Mitchell ● CS2



Jordan

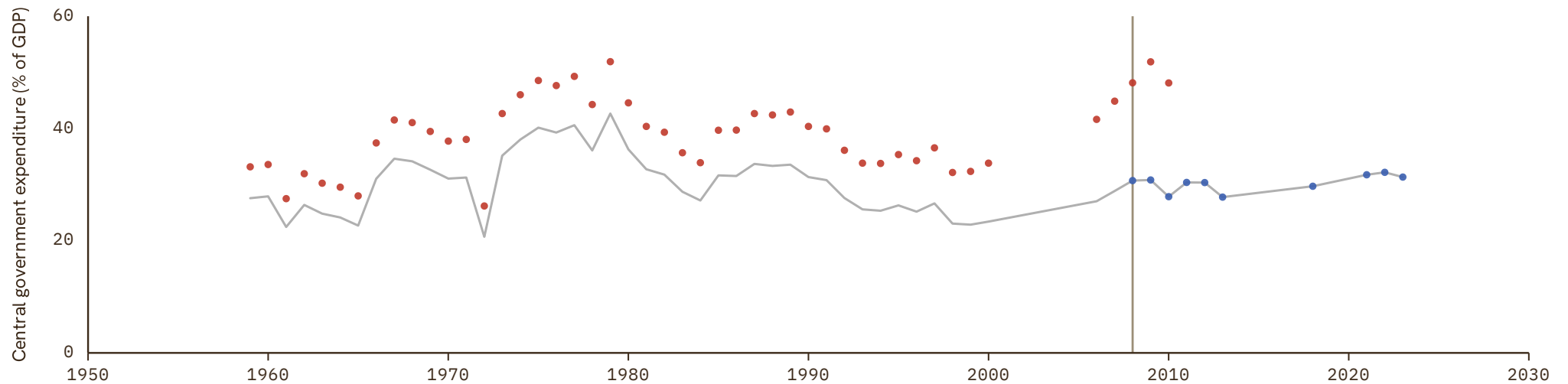
COVERAGE | UNIT
1959-2023 | in %

1 Source composition

SOURCE	CODE	TIME SPAN	NOTES
Brian Mitchell (2013)	Mitchell	1959 - 2007	Ratio-spliced using overlapping data in 2008: (ratio = 100%).
International Monetary Fund (2024)	IMF GFS	2008 - 2023	Baseline source, overlaps with anchor year 2015.

2 Harmonised series

— GMD estimate | | Source change ● IMF GFS ● Mitchell



Kazakhstan

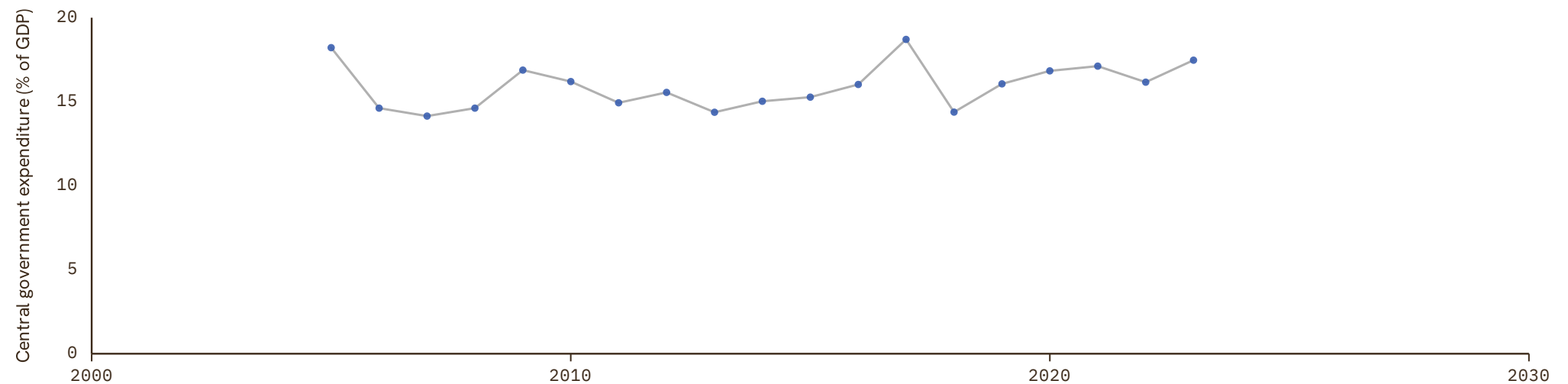
COVERAGE
2005–2023UNIT
in %

1 Source composition

SOURCE	CODE	TIME SPAN	NOTES
International Monetary Fund (2024)	IMF GFS	2005 - 2023	Baseline source, overlaps with anchor year 2015.

2 Harmonised series

— GMD estimate ● IMF GFS



Kenya

COVERAGE
1955–2023

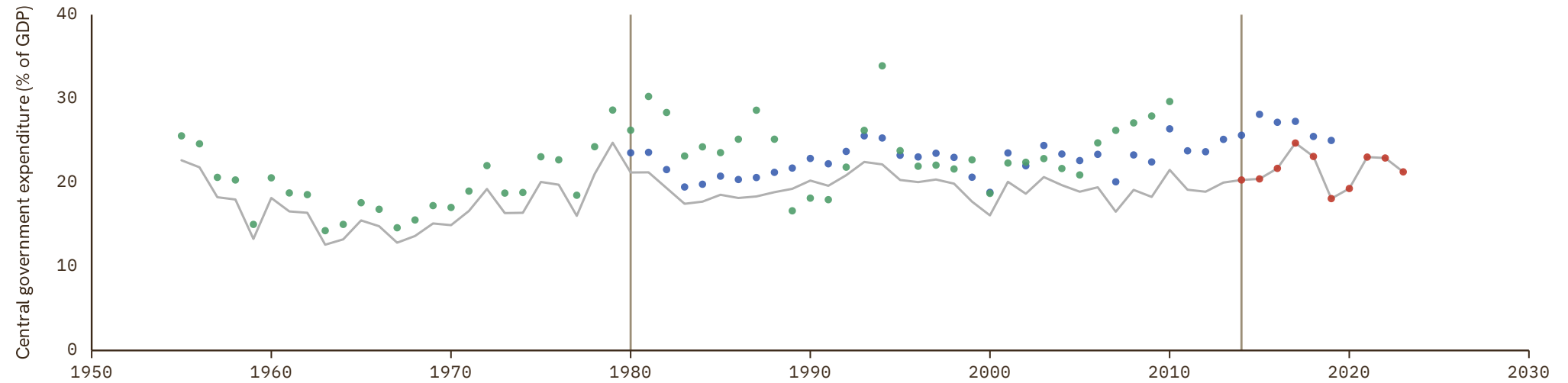
UNIT
in %

1 Source composition

SOURCE	CODE	TIME SPAN	NOTES
Brian Mitchell (2013)	Mitchell	1955 - 1979	Ratio-spliced using overlapping data in 1980: (ratio = 100%).
African Development Bank (2018)	AFDB	1980 - 2013	Ratio-spliced using overlapping data in 2014: (ratio = 100%).
International Monetary Fund (2024)	IMF GFS	2014 - 2023	Baseline source, overlaps with anchor year 2015.

2 Harmonised series

— GMD estimate | Source change ● AFDB ● IMF GFS ● Mitchell



Kuwait

COVERAGE
1964–2015

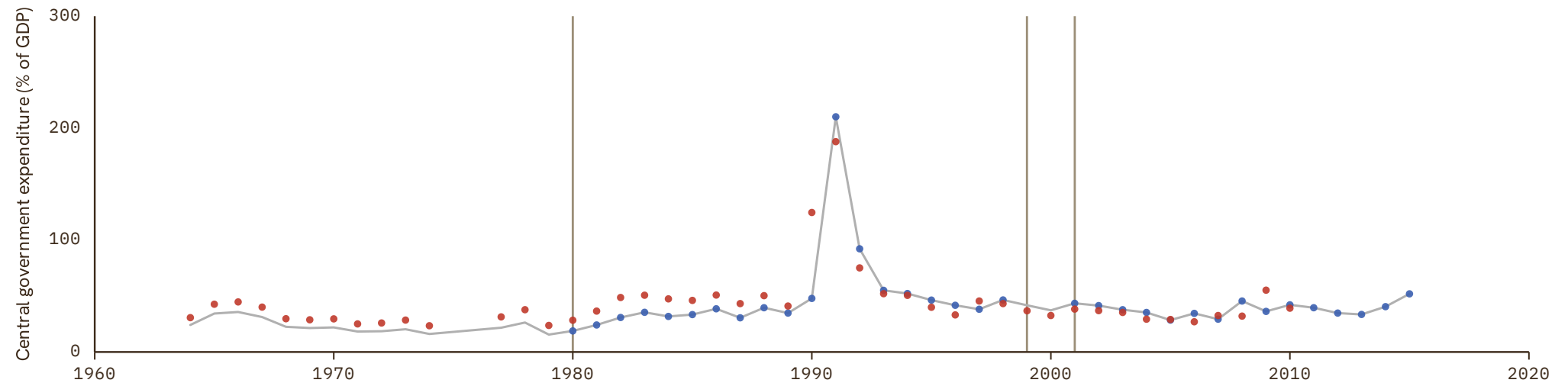
UNIT
in %

1 Source composition

SOURCE	CODE	TIME SPAN	NOTES
Brian Mitchell (2013)	Mitchell	1964 - 1979	Ratio-spliced using overlapping data in 1980: (ratio = 100%).
International Monetary Fund (2024)	IMF GFS	1980 - 1998	Ratio-spliced using overlapping data in 1999: (ratio = 100%).
Brian Mitchell (2013)	Mitchell	1999 - 2000	Ratio-spliced using overlapping data in 2001: (ratio = 100%).
International Monetary Fund (2024)	IMF GFS	2001 - 2015	Ratio-spliced using overlapping data in 2016: (ratio = 100%).

2 Harmonised series

— GMD estimate | Source change ● IMF GFS ● Mitchell



Kyrgyzstan

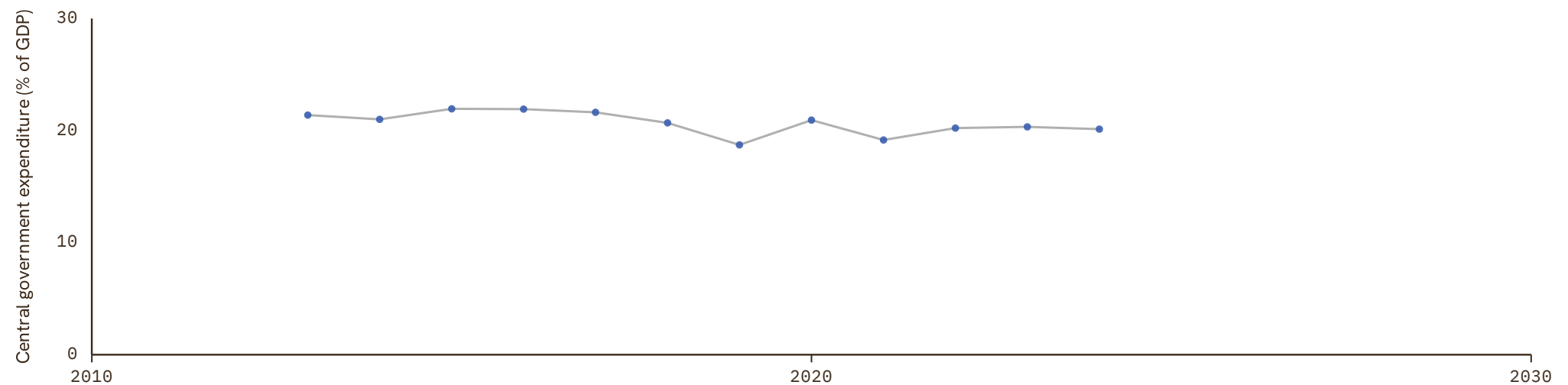
COVERAGE
2013–2024UNIT
in %

1 Source composition

SOURCE	CODE	TIME SPAN	NOTES
International Monetary Fund (2024)	IMF GFS	2013 - 2024	Baseline source, overlaps with anchor year 2015.

2 Harmonised series

— GMD estimate ● IMF GFS



Latvia

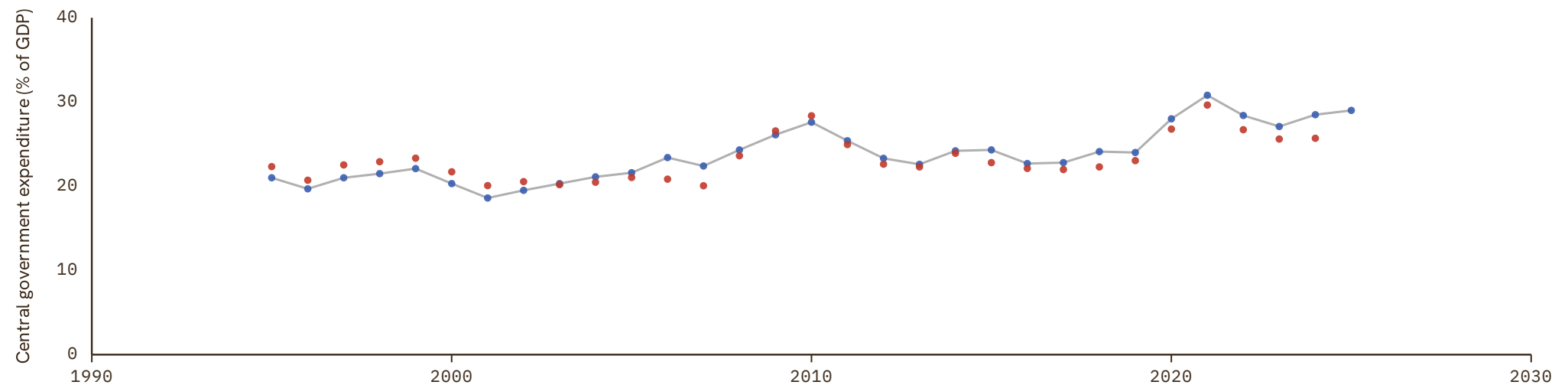
COVERAGE
1995–2025UNIT
in %

1 Source composition

SOURCE	CODE	TIME SPAN	NOTES
Eurostat (2025)	EUS	1995 - 2025	Baseline source, overlaps with anchor year 2015.

2 Harmonised series

— GMD estimate ● EUS ● IMF GFS



Lesotho

COVERAGE
1972–2019

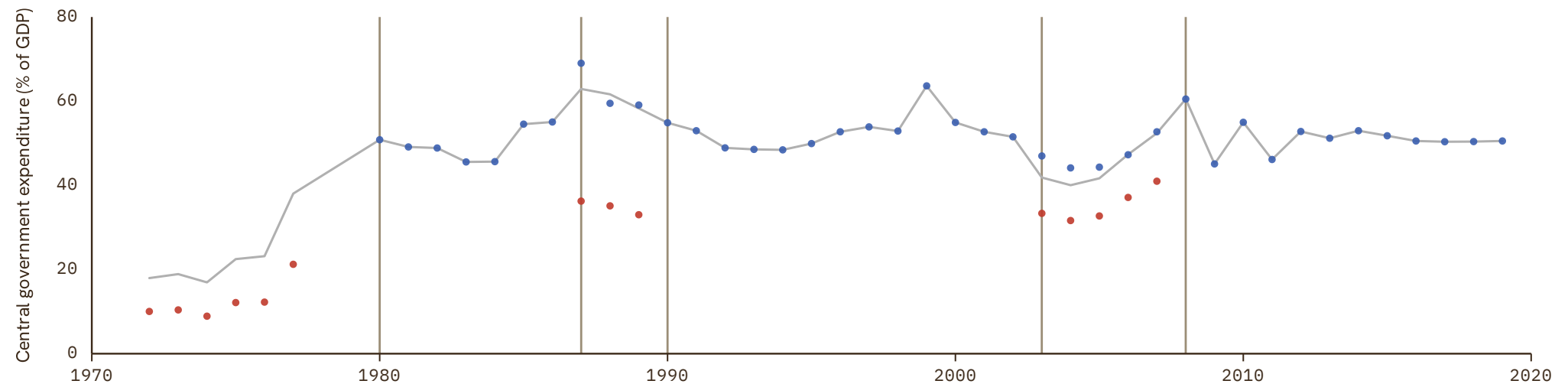
UNIT
in %

1 Source composition

SOURCE	CODE	TIME SPAN	NOTES
International Monetary Fund (2024)	IMF GFS	1972 - 1977	Ratio-spliced using overlapping data in 1978: (ratio = 100%).
African Development Bank (2018)	AFDB	1980 - 1986	Ratio-spliced using overlapping data in 1987: (ratio = 100%).
International Monetary Fund (2024)	IMF GFS	1987 - 1989	Ratio-spliced using overlapping data in 1990: (ratio = 100%).
African Development Bank (2018)	AFDB	1990 - 2002	Ratio-spliced using overlapping data in 2003: (ratio = 100%).
International Monetary Fund (2024)	IMF GFS	2003 - 2007	Ratio-spliced using overlapping data in 2008: (ratio = 100%).
African Development Bank (2018)	AFDB	2008 - 2019	Baseline source, overlaps with anchor year 2015.

2 Harmonised series

— GMD estimate | | Source change ● AFDB ● IMF GFS



Liberia

COVERAGE
1964–2019

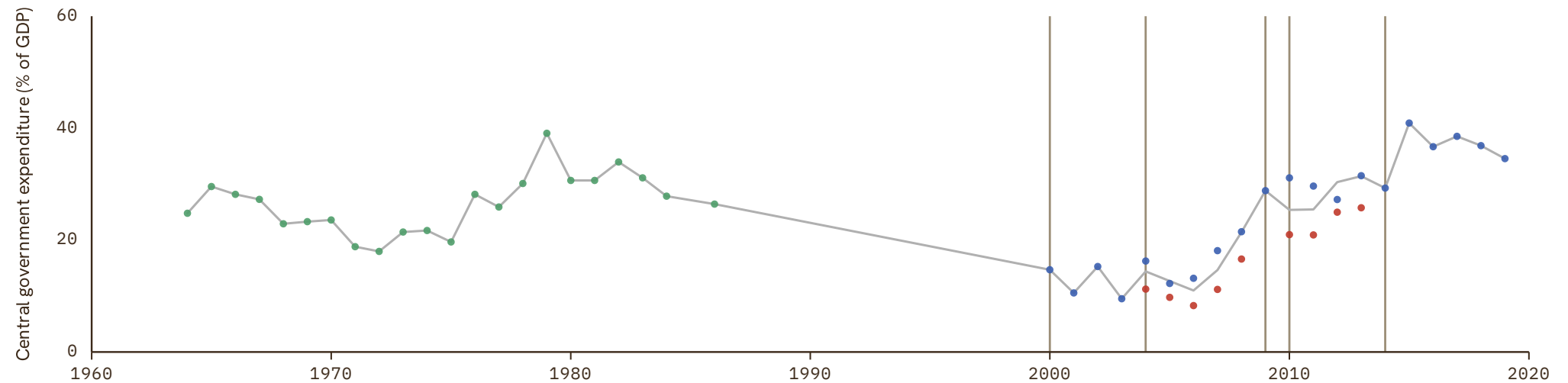
UNIT
in %

1 Source composition

SOURCE	CODE	TIME SPAN	NOTES
Brian Mitchell (2013)	Mitchell	1964 - 1986	Ratio-spliced using overlapping data in 1987: (ratio = 100%).
African Development Bank (2018)	AFDB	2000 - 2003	Ratio-spliced using overlapping data in 2004: (ratio = 100%).
International Monetary Fund (2024)	IMF GFS	2004 - 2008	Ratio-spliced using overlapping data in 2009: (ratio = 100%).
African Development Bank (2018)	AFDB	2009 - 2009	Ratio-spliced using overlapping data in 2010: (ratio = 100%).
International Monetary Fund (2024)	IMF GFS	2010 - 2013	Ratio-spliced using overlapping data in 2014: (ratio = 100%).
African Development Bank (2018)	AFDB	2014 - 2019	Baseline source, overlaps with anchor year 2015.

2 Harmonised series

— GMD estimate | Source change ● AFDB ● IMF GFS ● Mitchell



Libya

COVERAGE
1963–2019

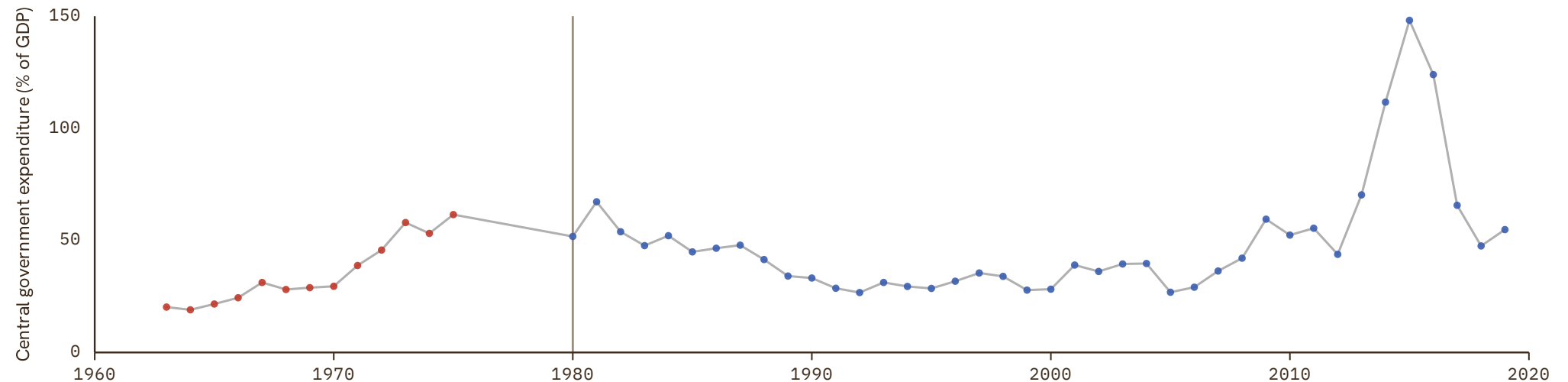
UNIT
in %

1 Source composition

SOURCE	CODE	TIME SPAN	NOTES
Brian Mitchell (2013)	Mitchell	1963 - 1975	Ratio-spliced using overlapping data in 1976: (ratio = 100%).
African Development Bank (2018)	AFDB	1980 - 2019	Baseline source, overlaps with anchor year 2015.

2 Harmonised series

— GMD estimate | Source change ● AFDB ● Mitchell



Lithuania

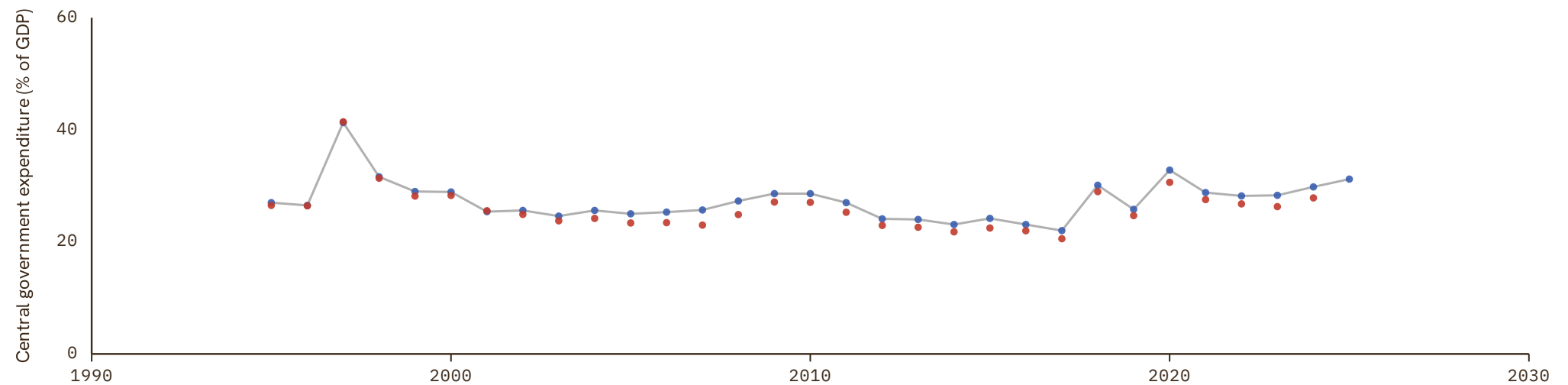
COVERAGE
1995–2025UNIT
in %

1 Source composition

SOURCE	CODE	TIME SPAN	NOTES
Eurostat (2025)	EUS	1995 - 2025	Baseline source, overlaps with anchor year 2015.

2 Harmonised series

— GMD estimate ● EUS ● IMF GFS



Luxembourg

COVERAGE
1995-2025

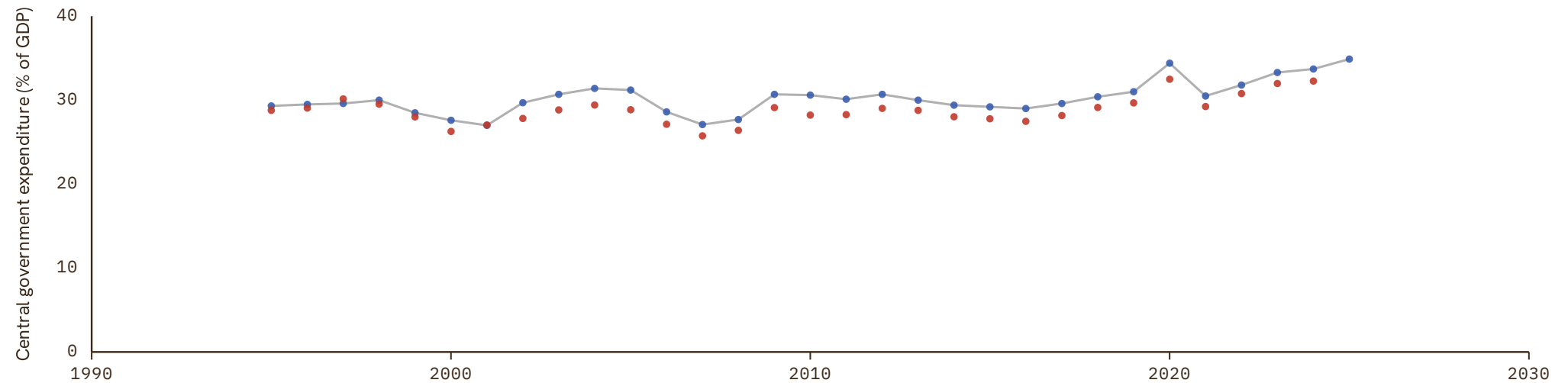
UNIT
in %

1 Source composition

SOURCE	CODE	TIME SPAN	NOTES
Eurostat (2025)	EUS	1995 - 2025	Baseline source, overlaps with anchor year 2015.

2 Harmonised series

— GMD estimate ● EUS ● IMF GFS



Macedonia

COVERAGE
2005–2023

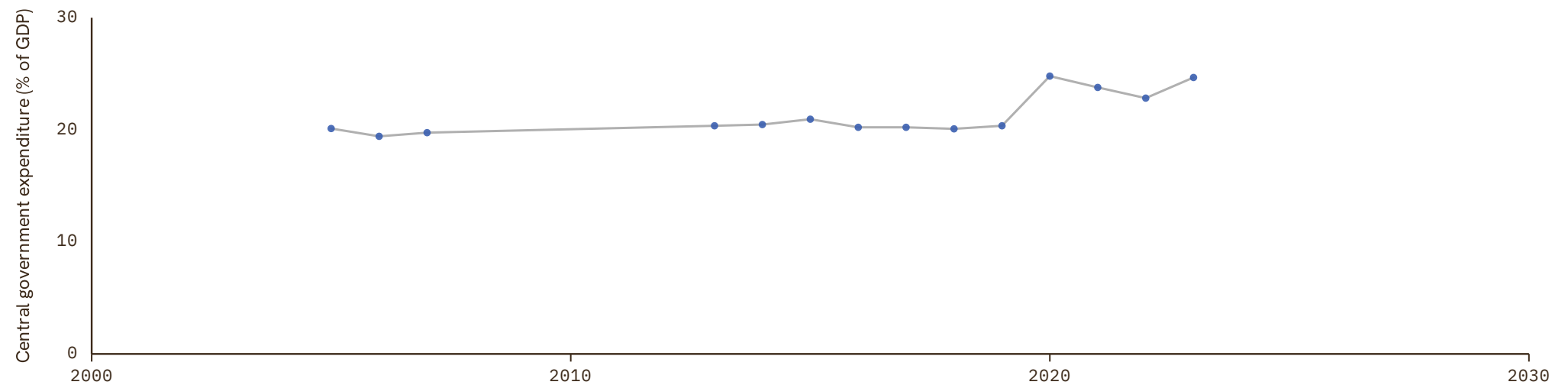
UNIT
in %

1 Source composition

SOURCE	CODE	TIME SPAN	NOTES
International Monetary Fund (2024)	IMF GFS	2005 - 2023	Baseline source, overlaps with anchor year 2015.

2 Harmonised series

— GMD estimate ● IMF GFS



Madagascar

COVERAGE
1950–2022

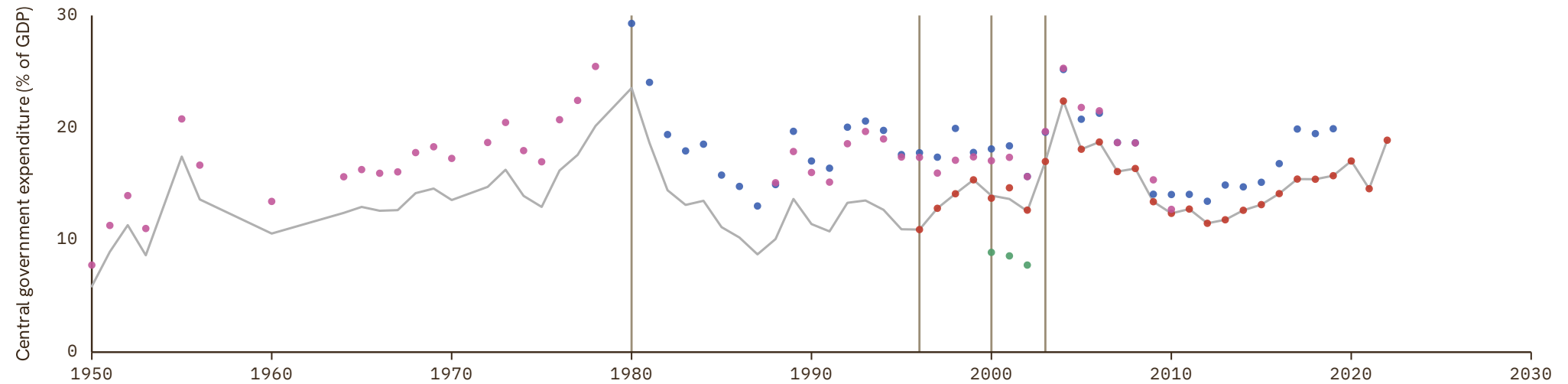
UNIT
in %

1 Source composition

SOURCE	CODE	TIME SPAN	NOTES
Brian Mitchell (2013)	Mitchell	1950 - 1978	Ratio-spliced using overlapping data in 1979: (ratio = 100%).
African Development Bank (2018)	AFDB	1980 - 1995	Ratio-spliced using overlapping data in 1996: (ratio = 100%).
African Union (2024)	AFRISTAT	1996 - 1999	Ratio-spliced using overlapping data in 2000: (ratio = 100%).
International Monetary Fund (2024)	IMF GFS	2000 - 2002	Ratio-spliced using overlapping data in 2003: (ratio = 100%).
African Union (2024)	AFRISTAT	2003 - 2022	Baseline source, overlaps with anchor year 2015.

2 Harmonised series

— GMD estimate | Source change ● AFDB ● AFRISTAT ● IMF GFS ● Mitchell



Malawi

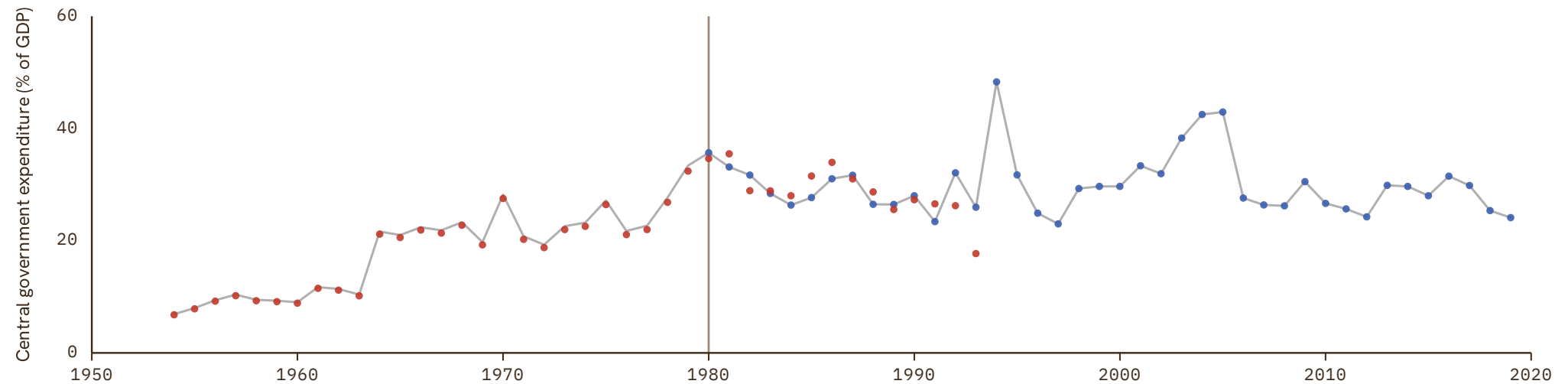
COVERAGE | UNIT
1954-2019 | in %

1 Source composition

SOURCE	CODE	TIME SPAN	NOTES
Brian Mitchell (2013)	Mitchell	1954 - 1979	Ratio-spliced using overlapping data in 1980: (ratio = 100%).
African Development Bank (2018)	AFDB	1980 - 2019	Baseline source, overlaps with anchor year 2015.

2 Harmonised series

— GMD estimate | | Source change ● AFDB ● Mitchell



Malaysia

COVERAGE
1949-2010

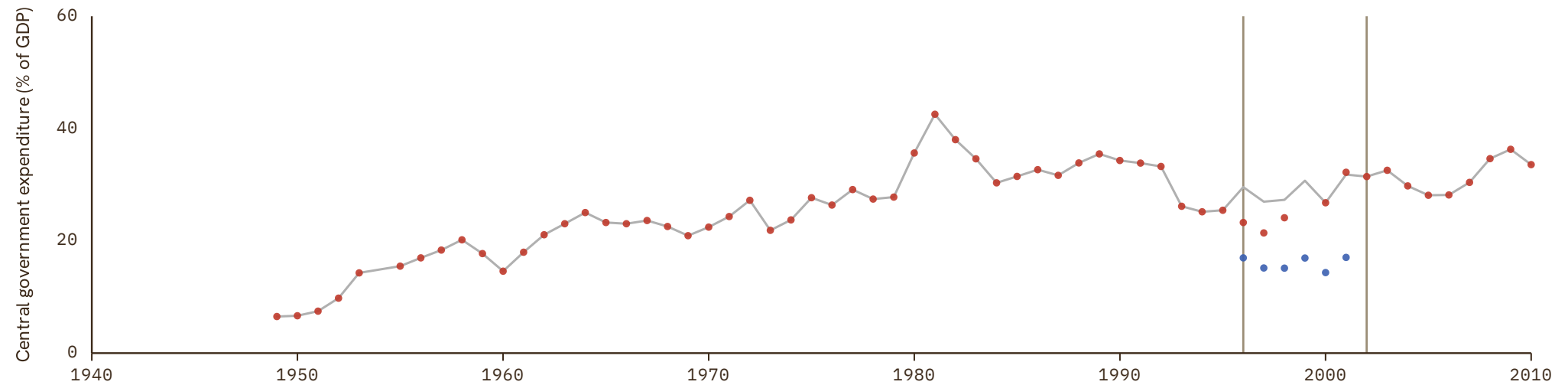
UNIT
in %

1 Source composition

SOURCE	CODE	TIME SPAN	NOTES
Brian Mitchell (2013)	Mitchell	1949 - 1995	Ratio-spliced using overlapping data in 1996: (ratio = 100%).
International Monetary Fund (2024)	IMF GFS	1996 - 2001	Ratio-spliced using overlapping data in 2002: (ratio = 100%).
Brian Mitchell (2013)	Mitchell	2002 - 2010	Ratio-spliced using overlapping data in 2011: (ratio = 100%).

2 Harmonised series

— GMD estimate | Source change ● IMF GFS ● Mitchell



Maldives

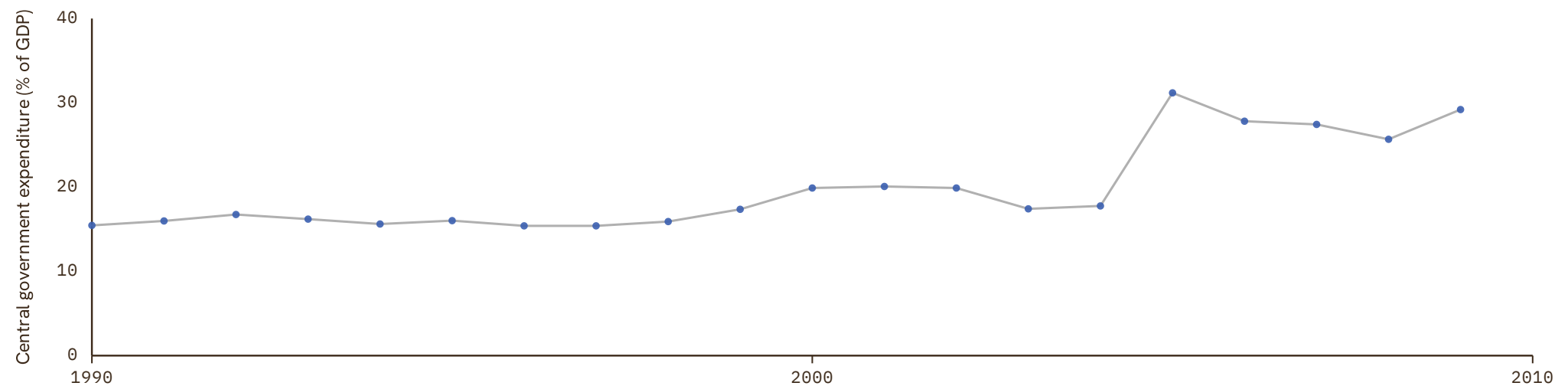
COVERAGE
1990–2009UNIT
in %

1 Source composition

SOURCE	CODE	TIME SPAN	NOTES
International Monetary Fund (2024)	IMF GFS	1990 - 2009	Ratio-spliced using overlapping data in 2010: (ratio = 100%).

2 Harmonised series

— GMD estimate ● IMF GFS



Mali

COVERAGE
1967-2024

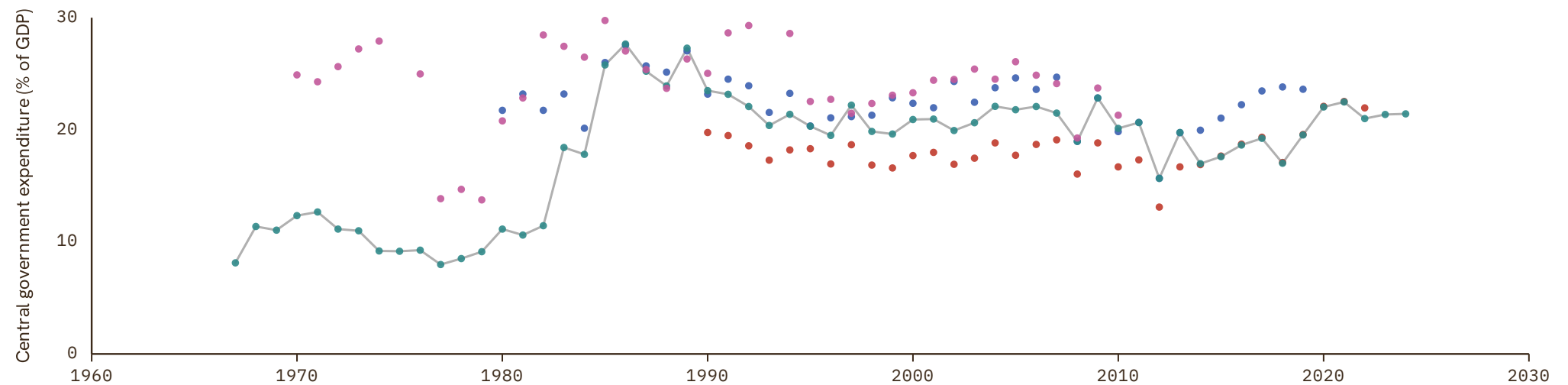
UNIT
in %

1 Source composition

SOURCE	CODE	TIME SPAN	NOTES
BCEAO (2024)	BCEAO	1967 - 2024	Baseline source, overlaps with anchor year 2015.

2 Harmonised series

— GMD estimate ● AFDB ● AFRISTAT ● BCEAO ● Mitchell



Malta

COVERAGE
1995–2025

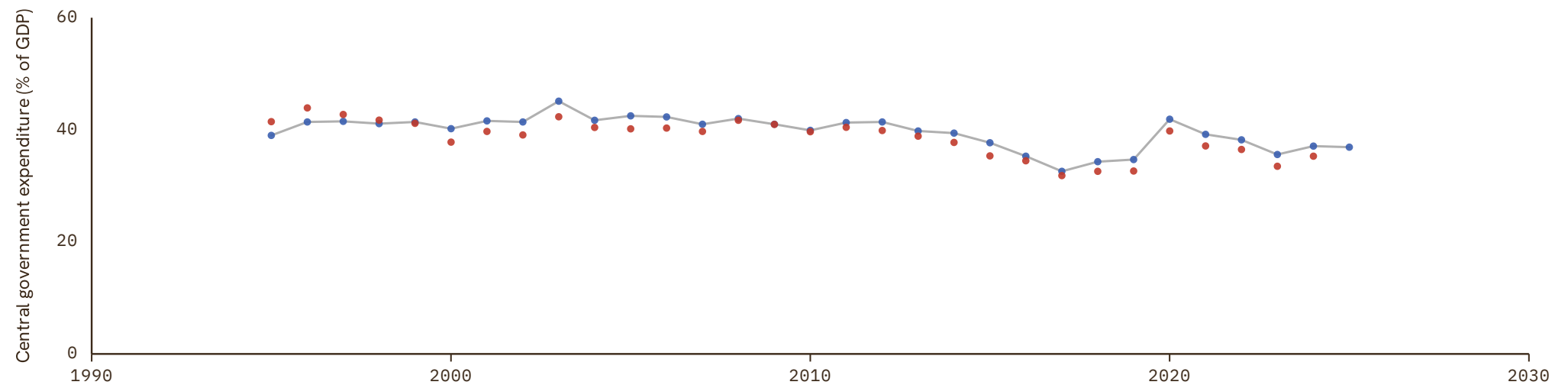
UNIT
in %

1 Source composition

SOURCE	CODE	TIME SPAN	NOTES
Eurostat (2025)	EUS	1995 - 2025	Baseline source, overlaps with anchor year 2015.

2 Harmonised series

— GMD estimate ● EUS ● IMF GFS



Mauritania

COVERAGE
1968–2022

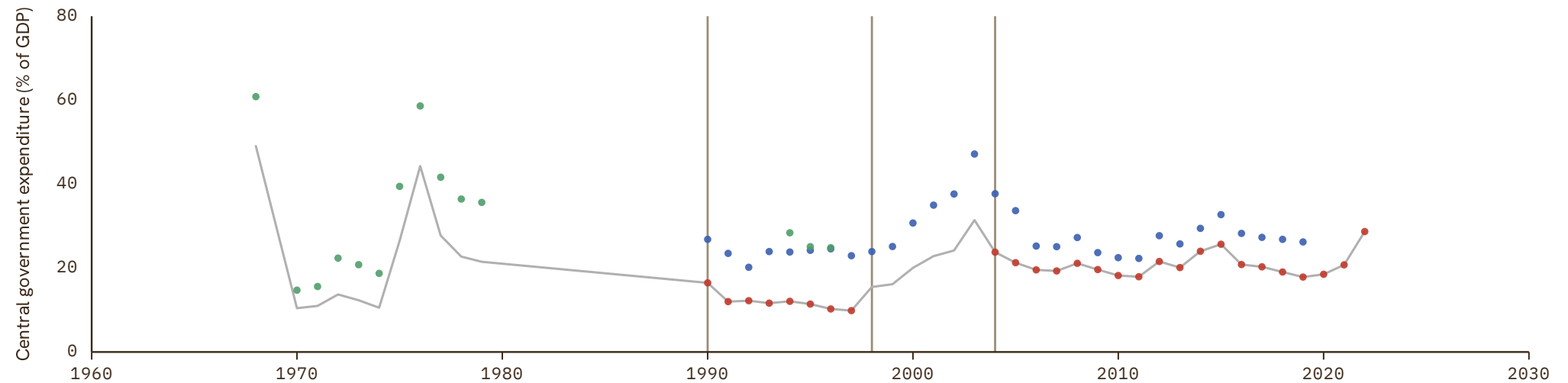
UNIT
in %

1 Source composition

SOURCE	CODE	TIME SPAN	NOTES
Brian Mitchell (2013)	Mitchell	1968 - 1979	Ratio-spliced using overlapping data in 1980: (ratio = 100%).
African Union (2024)	AFRISTAT	1990 - 1997	Ratio-spliced using overlapping data in 1998: (ratio = 100%).
African Development Bank (2018)	AFDB	1998 - 2003	Ratio-spliced using overlapping data in 2004: (ratio = 100%).
African Union (2024)	AFRISTAT	2004 - 2022	Baseline source, overlaps with anchor year 2015.

2 Harmonised series

— GMD estimate | Source change ● AFDB ● AFRISTAT ● Mitchell



Mauritius

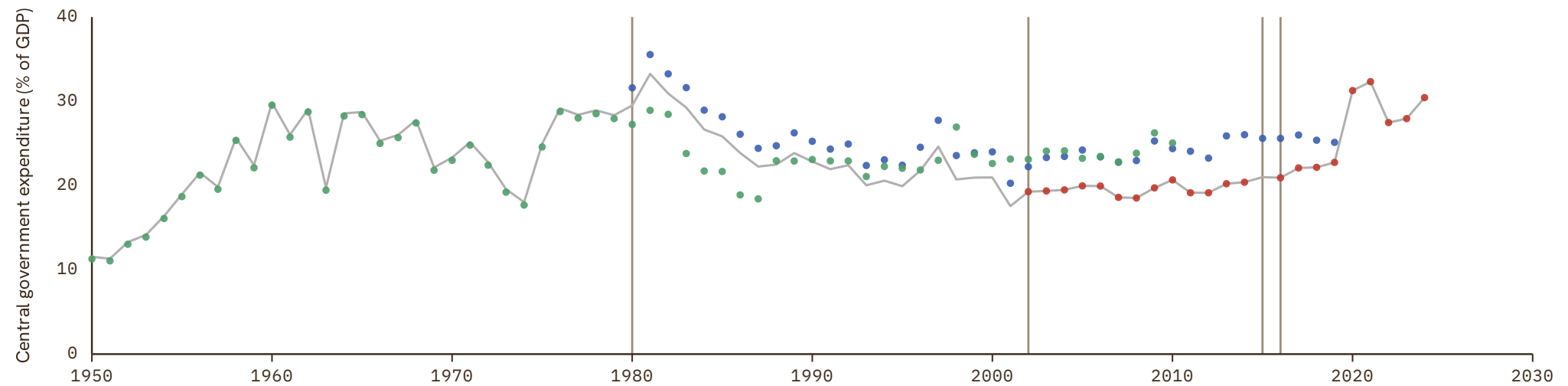
COVERAGE
1950–2024UNIT
in %

1 Source composition

SOURCE	CODE	TIME SPAN	NOTES
Brian Mitchell (2013)	Mitchell	1950 - 1979	Ratio-spliced using overlapping data in 1980: (ratio = 100%).
African Development Bank (2018)	AFDB	1980 - 2001	Ratio-spliced using overlapping data in 2002: (ratio = 100%).
International Monetary Fund (2024)	IMF GFS	2002 - 2014	Ratio-spliced using overlapping data in 2015: (ratio = 100%).
African Development Bank (2018)	AFDB	2015 - 2015	Ratio-spliced using overlapping data in 2016: (ratio = 100%).
International Monetary Fund (2024)	IMF GFS	2016 - 2024	Ratio-spliced using overlapping data in 2025: (ratio = 100%).

2 Harmonised series

— GMD estimate | Source change ● AFDB ● IMF GFS ● Mitchell



Mexico

COVERAGE
1876–2023

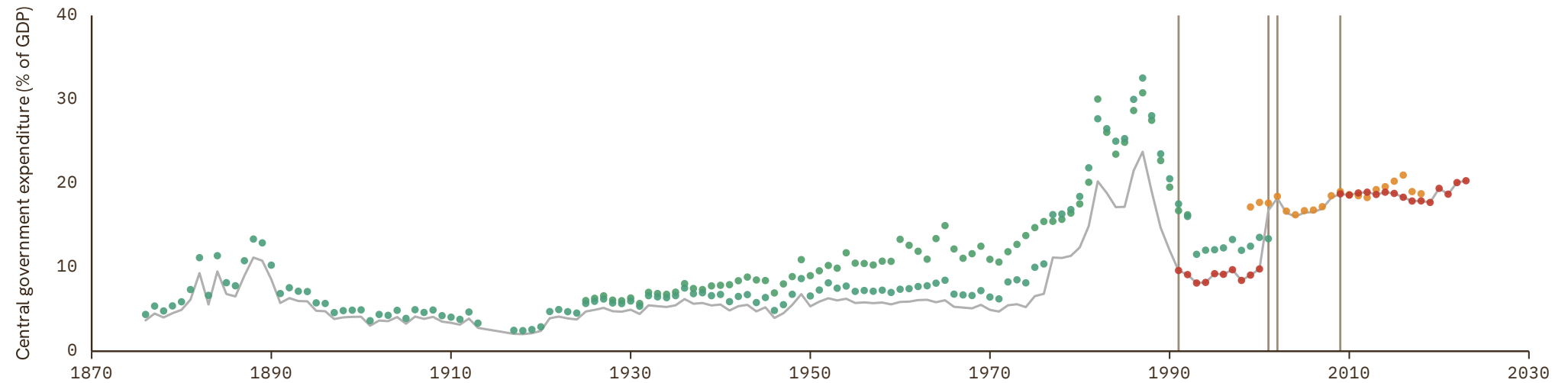
UNIT
in %

1 Source composition

SOURCE	CODE	TIME SPAN	NOTES
Martín Moreno (2026)	CS1 MEX	1876 - 1990	Ratio-spliced using overlapping data in 1991: (ratio = 100%).
International Monetary Fund (2024)	IMF GFS	1991 - 2000	Ratio-spliced using overlapping data in 2001: (ratio = 100%).
Martín Moreno (2026)	CS1 MEX	2001 - 2001	Ratio-spliced using overlapping data in 2002: (ratio = 100%).
United Nations (2024)	ECLAC	2002 - 2008	Ratio-spliced using overlapping data in 2009: (ratio = 100%).
International Monetary Fund (2024)	IMF GFS	2009 - 2023	Baseline source, overlaps with anchor year 2015.

2 Harmonised series

— GMD estimate | Source change ● ECLAC ● IMF GFS ● Mitchell ● CS1



Moldova

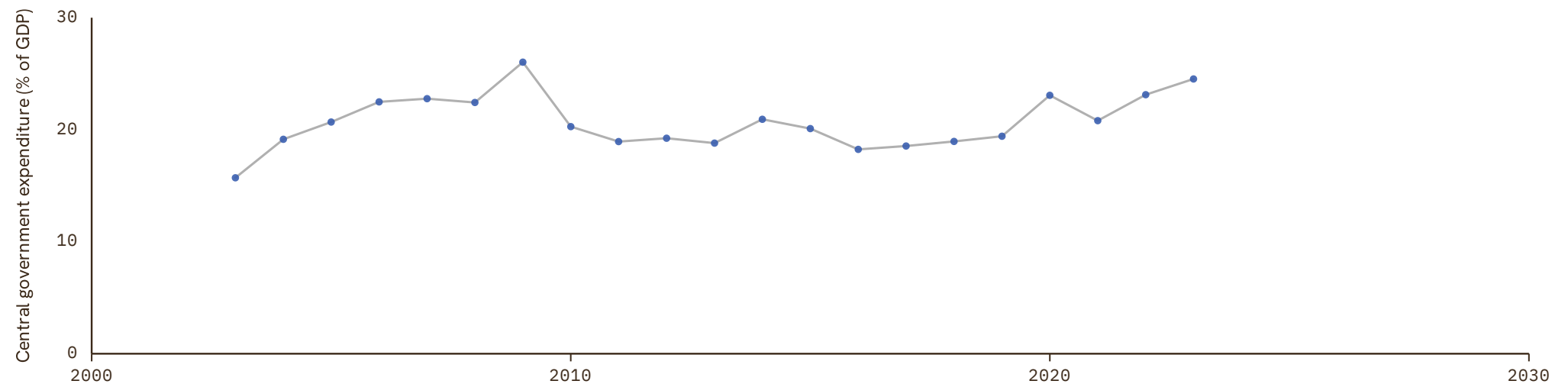
COVERAGE
2003–2023UNIT
in %

1 Source composition

SOURCE	CODE	TIME SPAN	NOTES
International Monetary Fund (2024)	IMF GFS	2003 - 2023	Baseline source, overlaps with anchor year 2015.

2 Harmonised series

— GMD estimate ● IMF GFS



Mongolia

COVERAGE
1992–2024

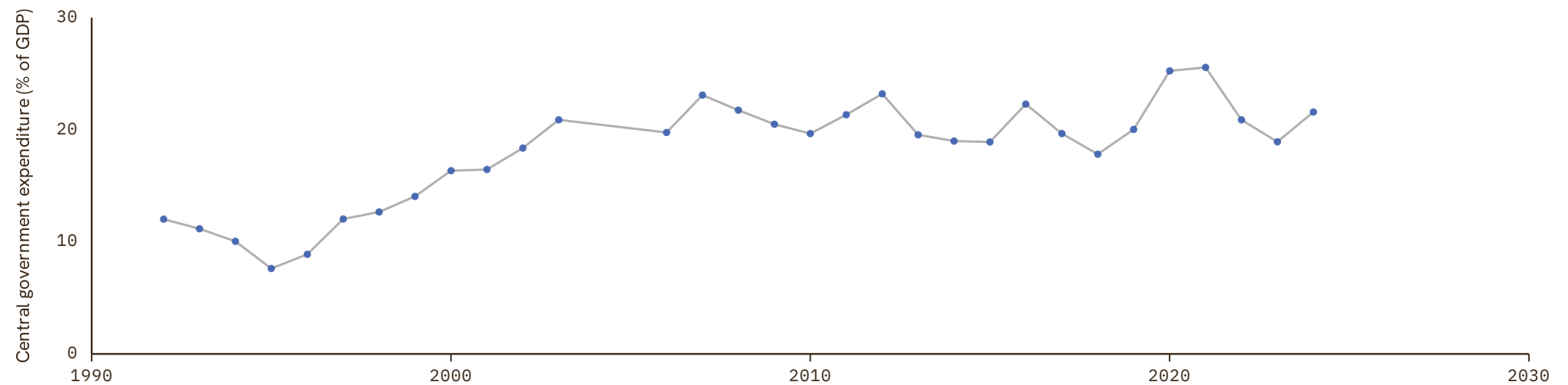
UNIT
in %

1 Source composition

SOURCE	CODE	TIME SPAN	NOTES
International Monetary Fund (2024)	IMF GFS	1992 - 2024	Baseline source, overlaps with anchor year 2015.

2 Harmonised series

— GMD estimate ● IMF GFS



Morocco

COVERAGE
1952–2019

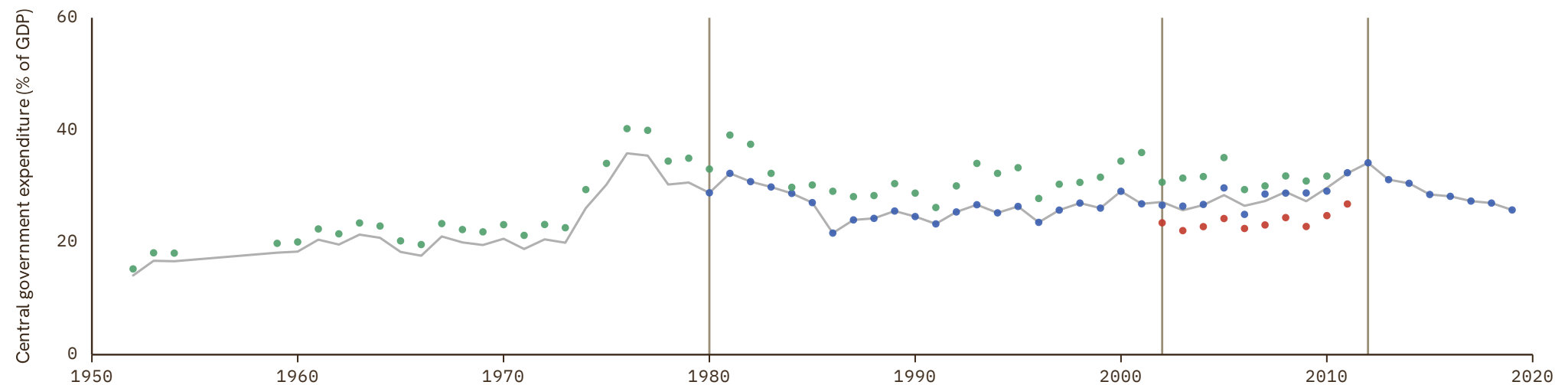
UNIT
in %

1 Source composition

SOURCE	CODE	TIME SPAN	NOTES
Brian Mitchell (2013)	Mitchell	1952 - 1979	Ratio-spliced using overlapping data in 1980: (ratio = 100%).
African Development Bank (2018)	AFDB	1980 - 2001	Ratio-spliced using overlapping data in 2002: (ratio = 100%).
International Monetary Fund (2024)	IMF GFS	2002 - 2011	Ratio-spliced using overlapping data in 2012: (ratio = 100%).
African Development Bank (2018)	AFDB	2012 - 2019	Baseline source, overlaps with anchor year 2015.

2 Harmonised series

— GMD estimate | Source change ● AFDB ● IMF GFS ● Mitchell



Mozambique

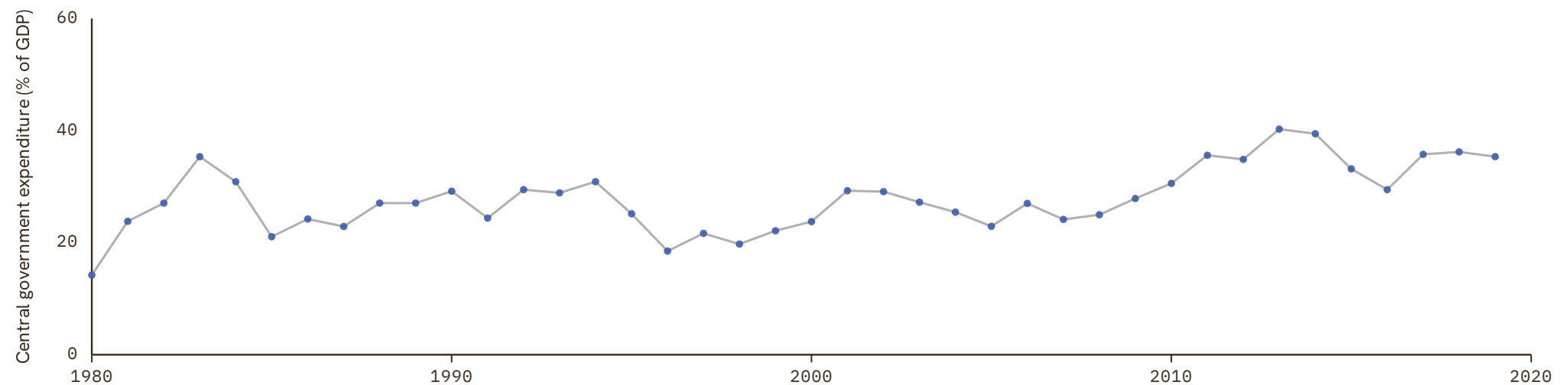
COVERAGE
1980–2019UNIT
in %

1 Source composition

SOURCE	CODE	TIME SPAN	NOTES
African Development Bank (2018)	AFDB	1980 - 2019	Baseline source, overlaps with anchor year 2015.

2 Harmonised series

— GMD estimate ● AFDB



Myanmar

COVERAGE
1947-2019

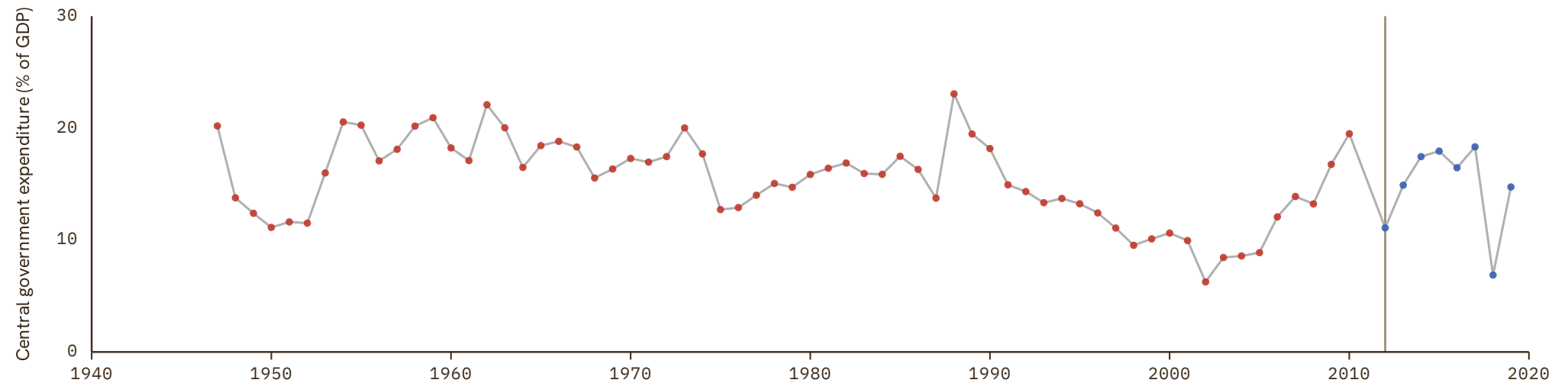
UNIT
in %

1 Source composition

SOURCE	CODE	TIME SPAN	NOTES
Brian Mitchell (2013)	Mitchell	1947 - 2010	Ratio-spliced using overlapping data in 2011: (ratio = 100%).
International Monetary Fund (2024)	IMF GFS	2012 - 2019	Baseline source, overlaps with anchor year 2015.

2 Harmonised series

— GMD estimate | Source change ● IMF GFS ● Mitchell



Namibia

COVERAGE
1990–2023

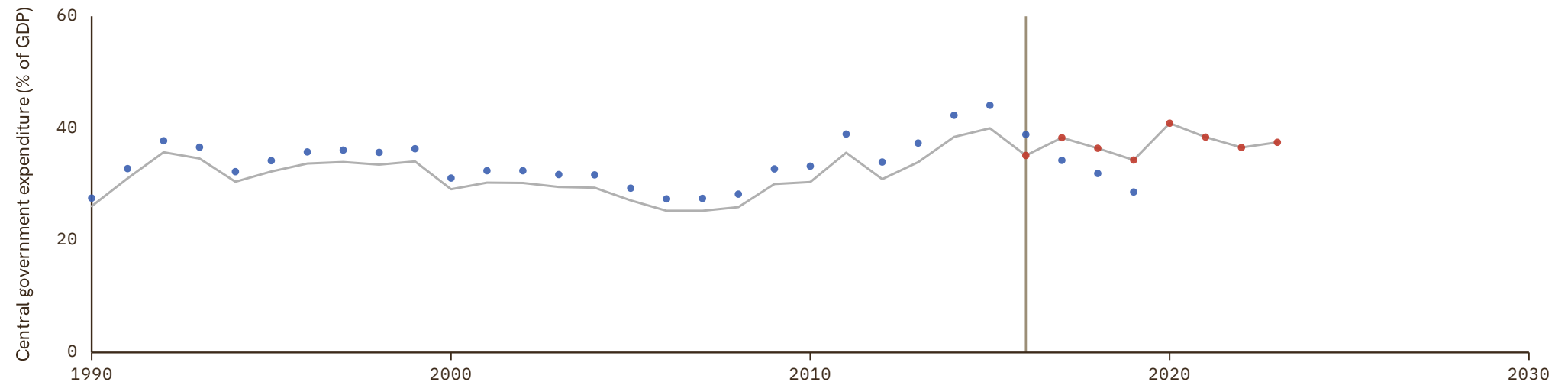
UNIT
in %

1 Source composition

SOURCE	CODE	TIME SPAN	NOTES
African Development Bank (2018)	AFDB	1990 - 2015	Ratio-spliced using overlapping data in 2016: (ratio = 100%).
International Monetary Fund (2024)	IMF GFS	2016 - 2023	Ratio-spliced using overlapping data in 2024: (ratio = 100%).

2 Harmonised series

— GMD estimate | Source change ● AFDB ● IMF GFS



Nepal

COVERAGE
1962–2021

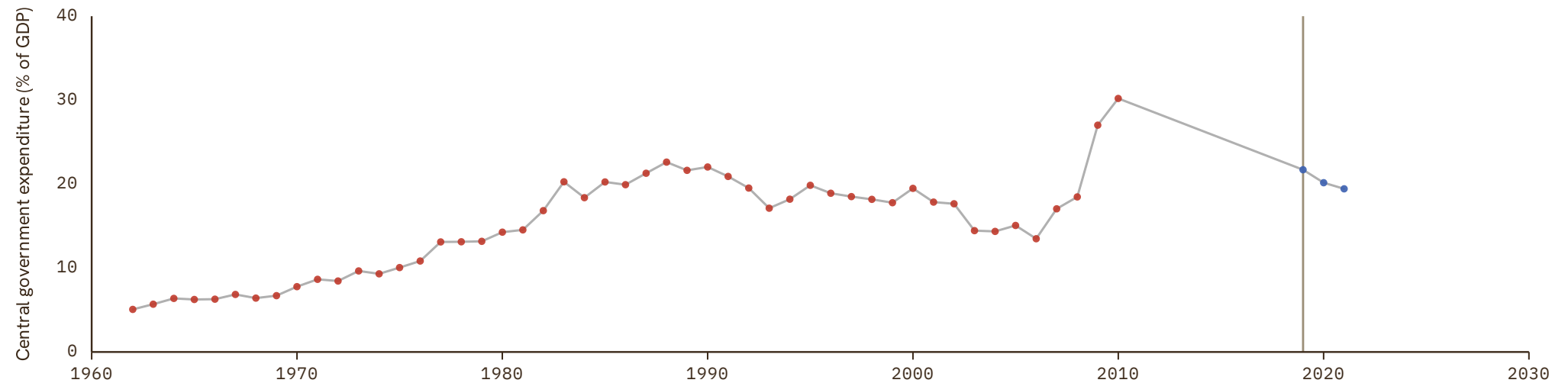
UNIT
in %

1 Source composition

SOURCE	CODE	TIME SPAN	NOTES
Brian Mitchell (2013)	Mitchell	1962 - 2010	Ratio-spliced using overlapping data in 2011: (ratio = 100%).
International Monetary Fund (2024)	IMF GFS	2019 - 2021	Ratio-spliced using overlapping data in 2022: (ratio = 100%).

2 Harmonised series

— GMD estimate | Source change ● IMF GFS ● Mitchell



Netherlands

COVERAGE
1815–2025

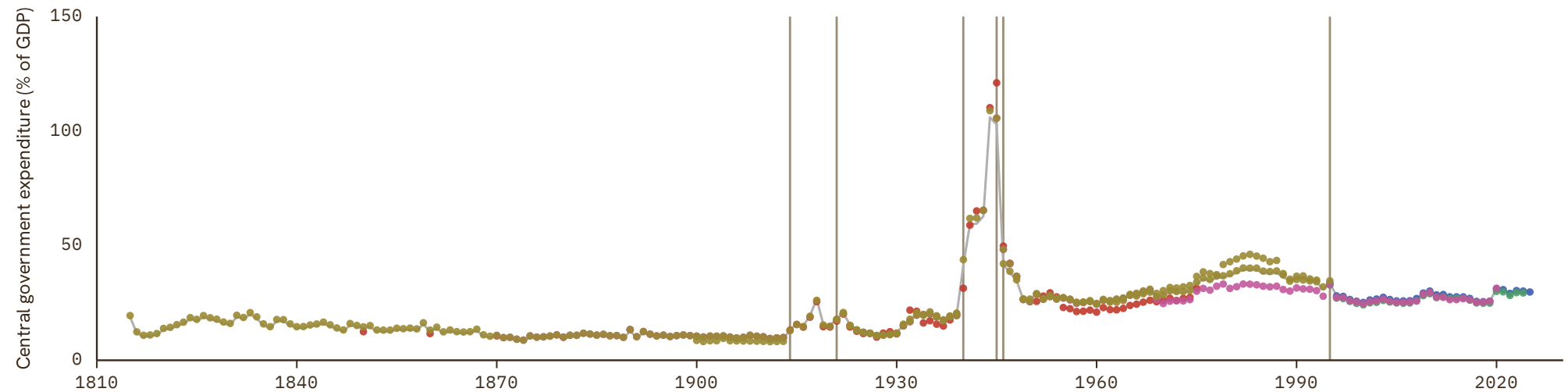
UNIT
in %

1 Source composition

SOURCE	CODE	TIME SPAN	NOTES
CBS et al. (2001)	CS2 NLD	1815 - 1913	Ratio-spliced using overlapping data in 1914: (ratio = 100%).
Brian Mitchell (2013)	Mitchell	1914 - 1920	Ratio-spliced using overlapping data in 1921: (ratio = 100%).
CBS et al. (2001)	CS2 NLD	1921 - 1939	Ratio-spliced using overlapping data in 1940: (ratio = 100%).
Brian Mitchell (2013)	Mitchell	1940 - 1944	Ratio-spliced using overlapping data in 1945: (ratio = 100%).
Jordá et al. (2017)	JST	1945 - 1945	Ratio-spliced using overlapping data in 1946: (ratio = 100%).
CBS et al. (2001)	CS2 NLD	1946 - 1994	Ratio-spliced using overlapping data in 1995: (ratio = 100%).
Eurostat (2025)	EUS	1995 - 2025	Baseline source, overlaps with anchor year 2015.

2 Harmonised series

— GMD estimate | Source change ● EUS ● FLORA ● IMF GFS ● JST ● Mitchell ● CS2



New Zealand

COVERAGE
1931-2025

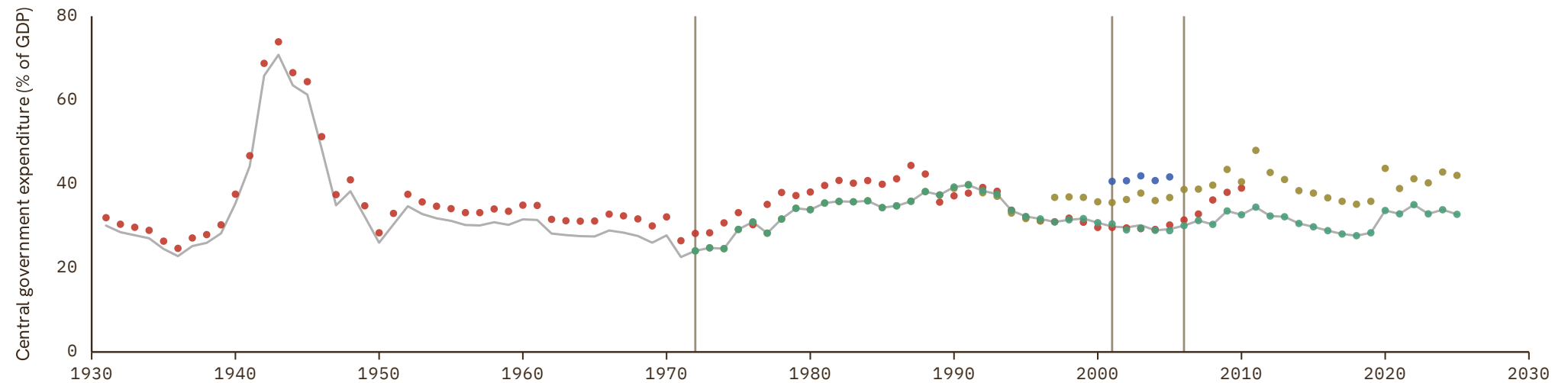
UNIT
in %

1 Source composition

SOURCE	CODE	TIME SPAN	NOTES
Brian Mitchell (2013)	Mitchell	1931 - 1971	Ratio-spliced using overlapping data in 1972: (ratio = 100%).
NZ Inst. Economic Research (2026)	CS1 NZL	1972 - 2000	Ratio-spliced using overlapping data in 2001: (ratio = 100%).
International Monetary Fund (2024)	IMF GFS	2001 - 2005	Ratio-spliced using overlapping data in 2006: (ratio = 100%).
NZ Inst. Economic Research (2026)	CS1 NZL	2006 - 2025	Baseline source, overlaps with anchor year 2015.

2 Harmonised series

— GMD estimate | Source change ● IMF GFS ● Mitchell ● CS2 ● CS1



Nicaragua

COVERAGE
1960–2025

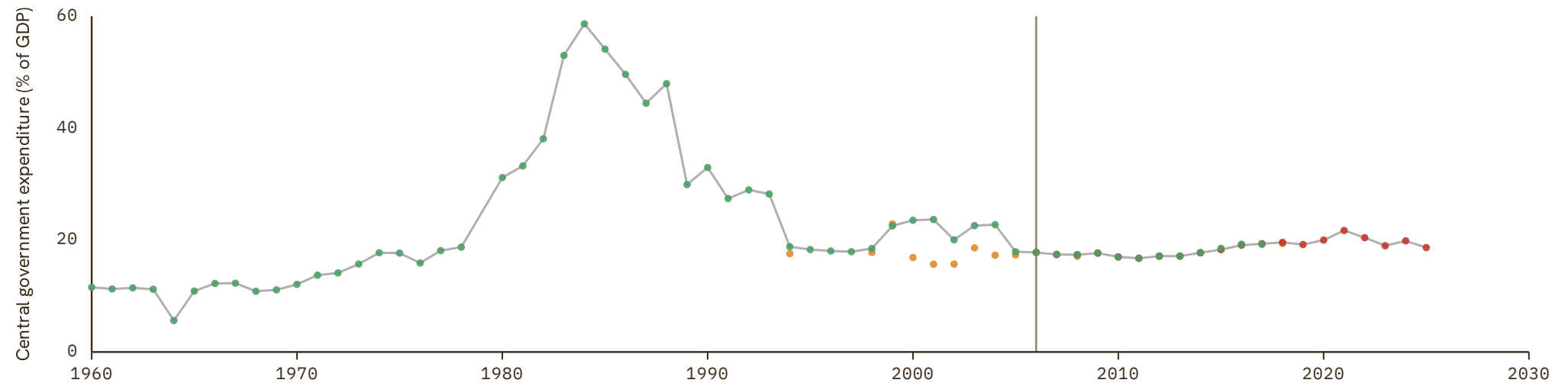
UNIT
in %

1 Source composition

SOURCE	CODE	TIME SPAN	NOTES
Consejo Monetario Centroamericano (2017)	SECMCA HIST	1960 - 2005	Ratio-spliced using overlapping data in 2006: (ratio = 100%).
Consejo Monetario Centroamericano (2026)	SECMCA	2006 - 2025	Baseline source, overlaps with anchor year 2015.

2 Harmonised series

— GMD estimate | Source change ● ECLAC ● SECMCA ● SECMCA HIST



Niger

COVERAGE
1960–2024

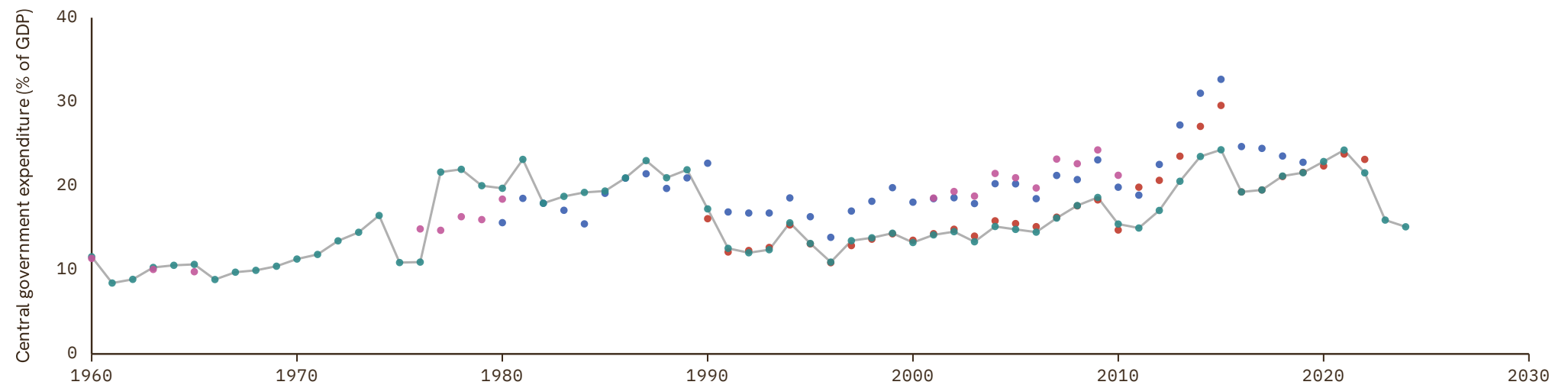
UNIT
in %

1 Source composition

SOURCE	CODE	TIME SPAN	NOTES
BCEAO (2024)	BCEAO	1960 - 2024	Baseline source, overlaps with anchor year 2015.

2 Harmonised series

— GMD estimate ● AFDB ● AFRISTAT ● BCEAO ● Mitchell



Nigeria

COVERAGE
1950–2019

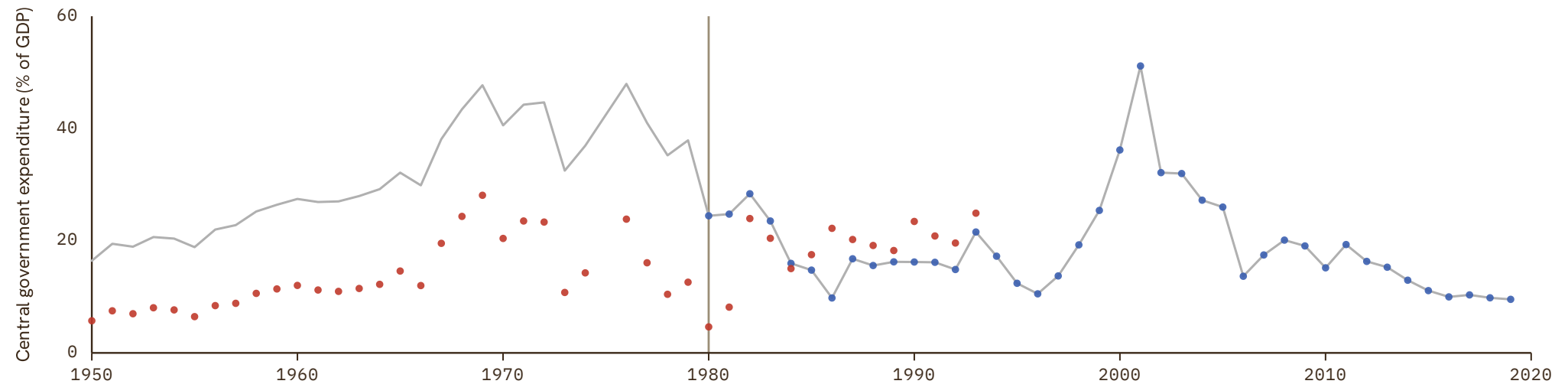
UNIT
in %

1 Source composition

SOURCE	CODE	TIME SPAN	NOTES
Brian Mitchell (2013)	Mitchell	1950 - 1979	Ratio-spliced using overlapping data in 1980: (ratio = 100%).
African Development Bank (2018)	AFDB	1980 - 2019	Baseline source, overlaps with anchor year 2015.

2 Harmonised series

— GMD estimate | Source change ● AFDB ● Mitchell



Norway

COVERAGE
1865–2025

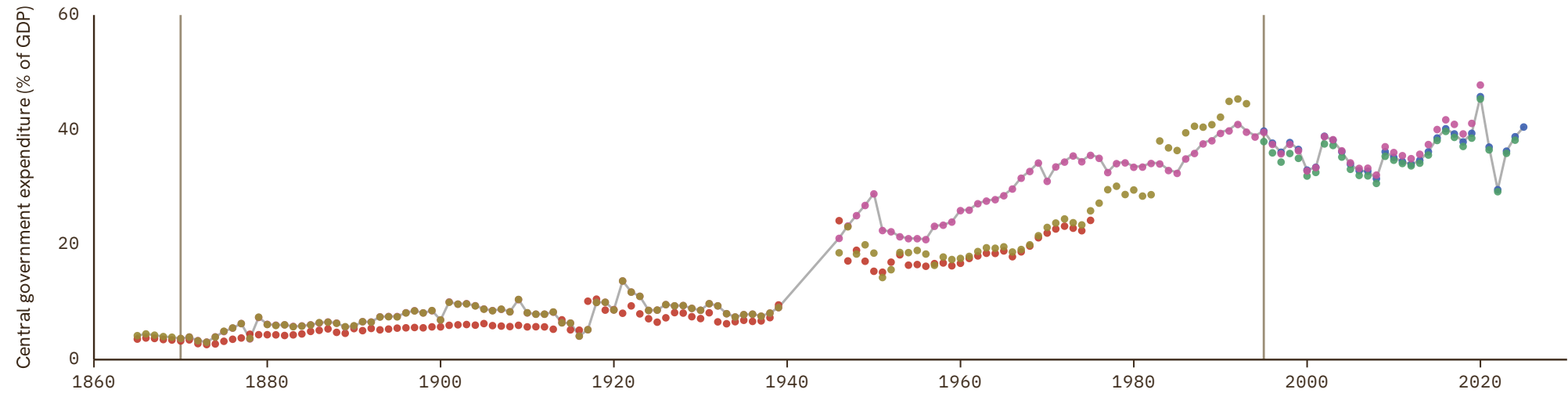
UNIT
in %

1 Source composition

SOURCE	CODE	TIME SPAN	NOTES
Brian Mitchell (2013)	Mitchell	1865 - 1869	Ratio-spliced using overlapping data in 1870: (ratio = 100%).
Jordá et al. (2017)	JST	1870 - 1994	Ratio-spliced using overlapping data in 1995: (ratio = 100%).
Eurostat (2025)	EUS	1995 - 2025	Baseline source, overlaps with anchor year 2015.

2 Harmonised series

— GMD estimate | Source change ● EUS ● FLORA ● IMF GFS ● JST ● Mitchell



Pakistan

COVERAGE
1950–2010

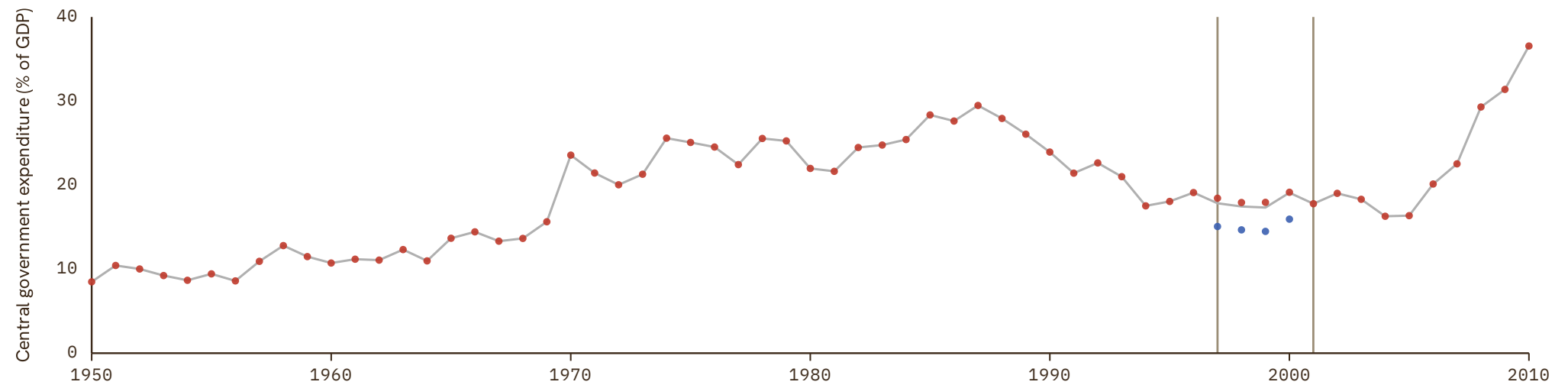
UNIT
in %

1 Source composition

SOURCE	CODE	TIME SPAN	NOTES
Brian Mitchell (2013)	Mitchell	1950 - 1996	Ratio-spliced using overlapping data in 1997: (ratio = 100%).
International Monetary Fund (2024)	IMF GFS	1997 - 2000	Ratio-spliced using overlapping data in 2001: (ratio = 100%).
Brian Mitchell (2013)	Mitchell	2001 - 2010	Ratio-spliced using overlapping data in 2011: (ratio = 100%).

2 Harmonised series

— GMD estimate | Source change ● IMF GFS ● Mitchell



Palestine

COVERAGE
2005–2021

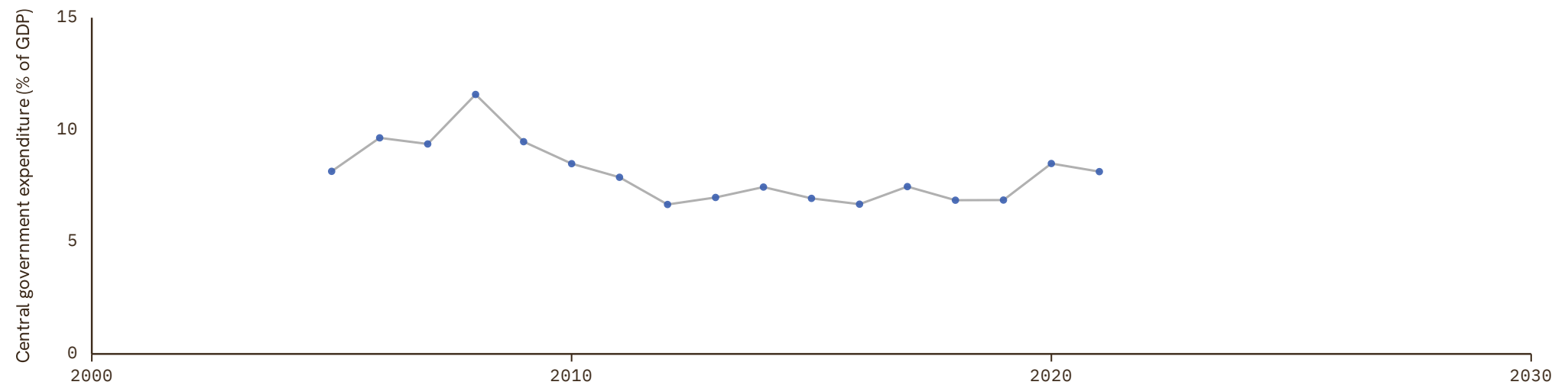
UNIT
in %

1 Source composition

SOURCE	CODE	TIME SPAN	NOTES
International Monetary Fund (2024)	IMF GFS	2005 - 2021	Baseline source, overlaps with anchor year 2015.

2 Harmonised series

— GMD estimate ● IMF GFS



Panama

COVERAGE
1946-2012

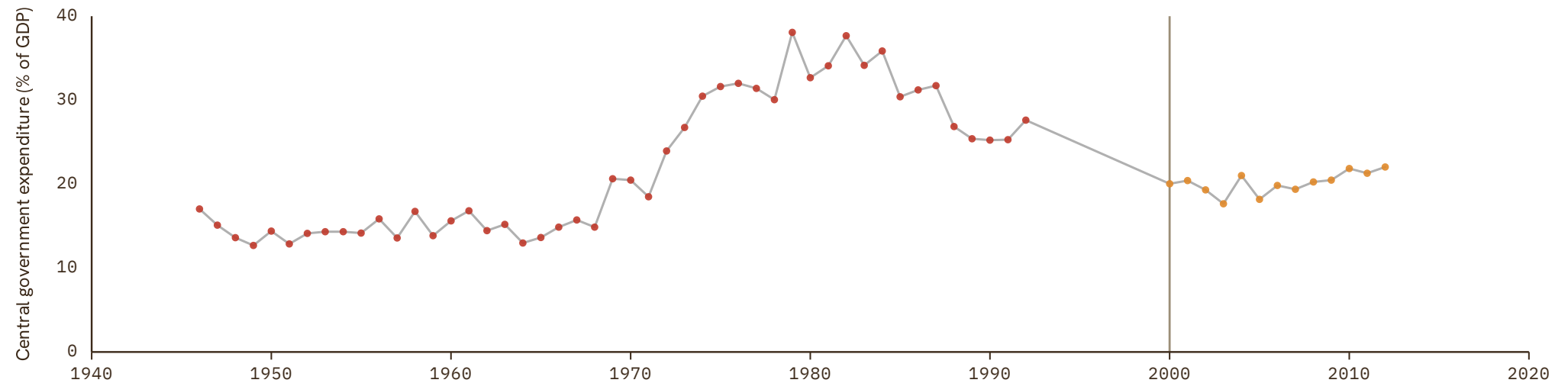
UNIT
in %

1 Source composition

SOURCE	CODE	TIME SPAN	NOTES
Brian Mitchell (2013)	Mitchell	1946 - 1992	Ratio-spliced using overlapping data in 1993: (ratio = 100%).
United Nations (2024)	ECLAC	2000 - 2012	Ratio-spliced using overlapping data in 2013: (ratio = 100%).

2 Harmonised series

— GMD estimate | Source change ● ECLAC ● Mitchell



Papua New Guinea

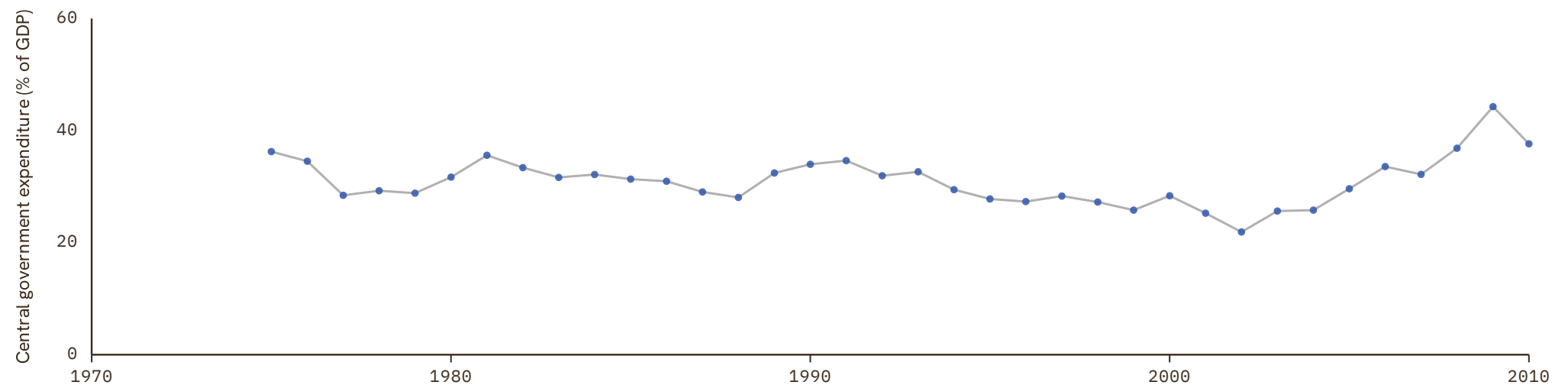
COVERAGE
1975–2010UNIT
in %

1 Source composition

SOURCE	CODE	TIME SPAN	NOTES
Brian Mitchell (2013)	Mitchell	1975 - 2010	Ratio-spliced using overlapping data in 2011: (ratio = 100%).

2 Harmonised series

— GMD estimate ● Mitchell



Paraguay

COVERAGE
1952-2024

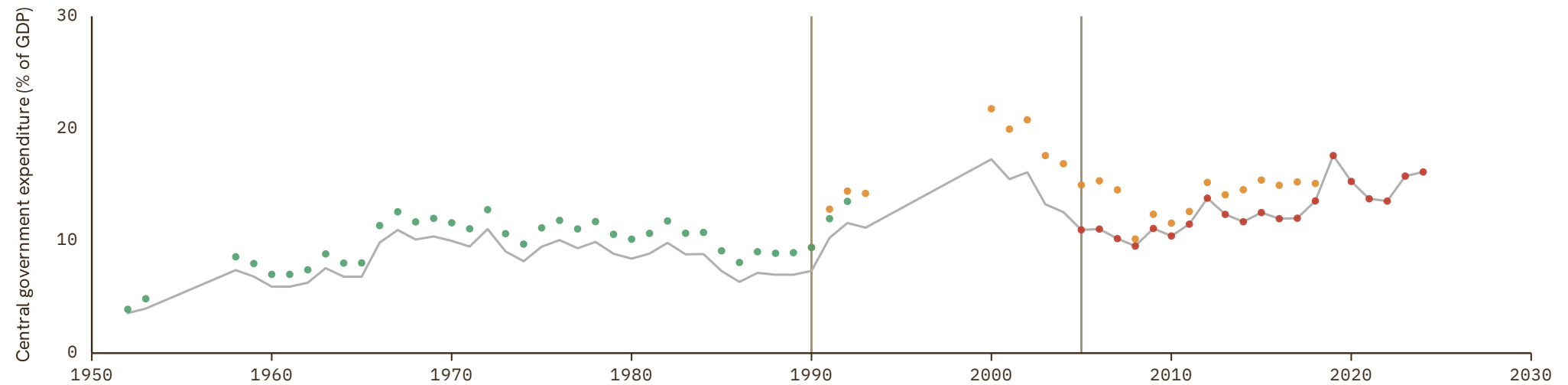
UNIT
in %

1 Source composition

SOURCE	CODE	TIME SPAN	NOTES
Brian Mitchell (2013)	Mitchell	1952 - 1989	Ratio-spliced using overlapping data in 1990: (ratio = 100%).
United Nations (2024)	ECLAC	1990 - 2004	Ratio-spliced using overlapping data in 2005: (ratio = 100%).
International Monetary Fund (2024)	IMF GFS	2005 - 2024	Baseline source, overlaps with anchor year 2015.

2 Harmonised series

— GMD estimate | Source change ● ECLAC ● IMF GFS ● Mitchell



Peru

COVERAGE
1900–2021

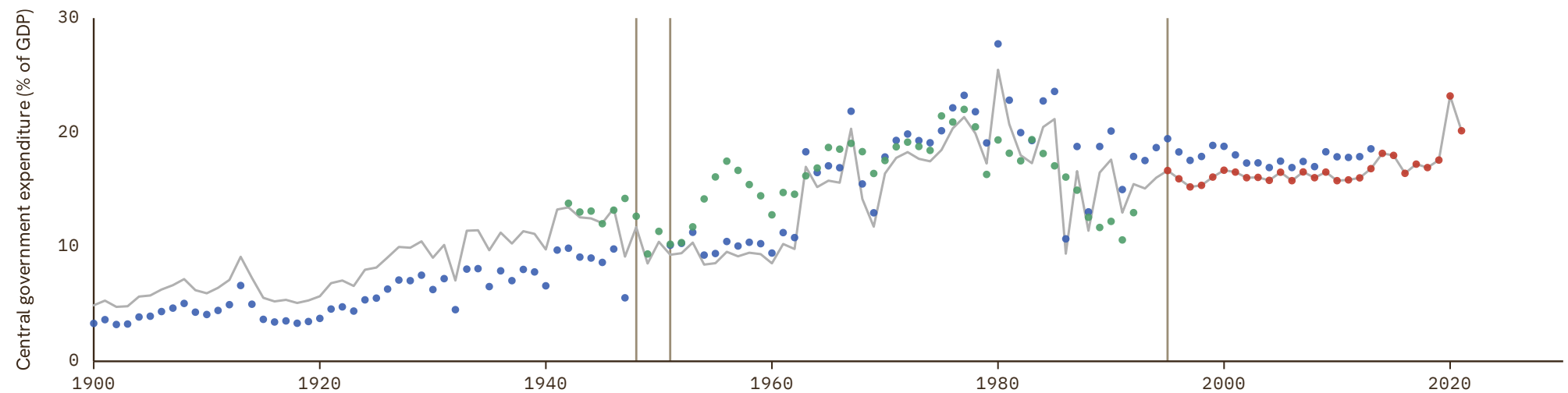
UNIT
in %

1 Source composition

SOURCE	CODE	TIME SPAN	NOTES
Arroyo Abad et al. (2015)	AAL	1900 - 1947	Ratio-spliced using overlapping data in 1948: (ratio = 100%).
Brian Mitchell (2013)	Mitchell	1948 - 1950	Ratio-spliced using overlapping data in 1951: (ratio = 100%).
Arroyo Abad et al. (2015)	AAL	1951 - 1994	Ratio-spliced using overlapping data in 1995: (ratio = 100%).
International Monetary Fund (2024)	IMF GFS	1995 - 2021	Baseline source, overlaps with anchor year 2015.

2 Harmonised series

— GMD estimate | Source change ● AAL ● IMF GFS ● Mitchell



Philippines

COVERAGE
1946–2023

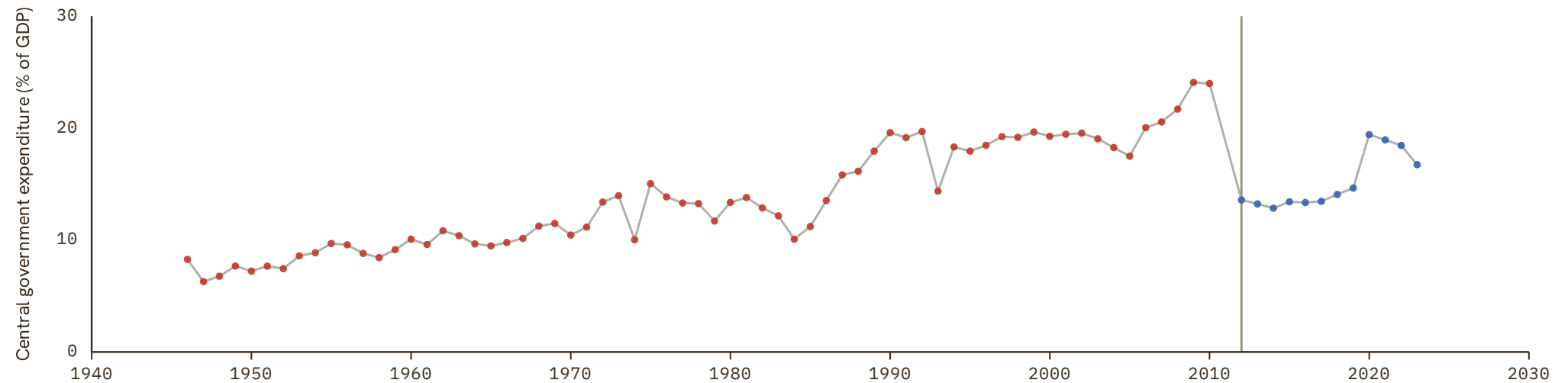
UNIT
in %

1 Source composition

SOURCE	CODE	TIME SPAN	NOTES
Brian Mitchell (2013)	Mitchell	1946 - 2010	Ratio-spliced using overlapping data in 2011: (ratio = 100%).
International Monetary Fund (2024)	IMF GFS	2012 - 2023	Baseline source, overlaps with anchor year 2015.

2 Harmonised series

— GMD estimate | Source change ● IMF GFS ● Mitchell



Poland

COVERAGE
1950–2025

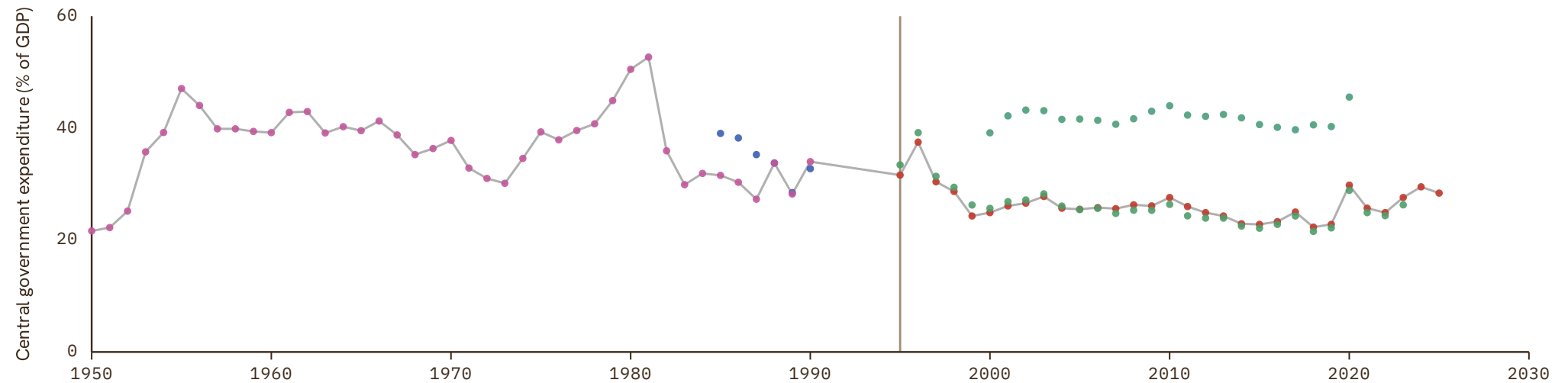
UNIT
in %

1 Source composition

SOURCE	CODE	TIME SPAN	NOTES
Brian Mitchell (2013)	Mitchell	1950 - 1990	Ratio-spliced using overlapping data in 1991: (ratio = 100%).
Eurostat (2025)	EUS	1995 - 2025	Baseline source, overlaps with anchor year 2015.

2 Harmonised series

— GMD estimate | Source change ● COMECON ● EUS ● IMF GFS ● Mitchell ● CS1



Portugal

COVERAGE
1870–2025

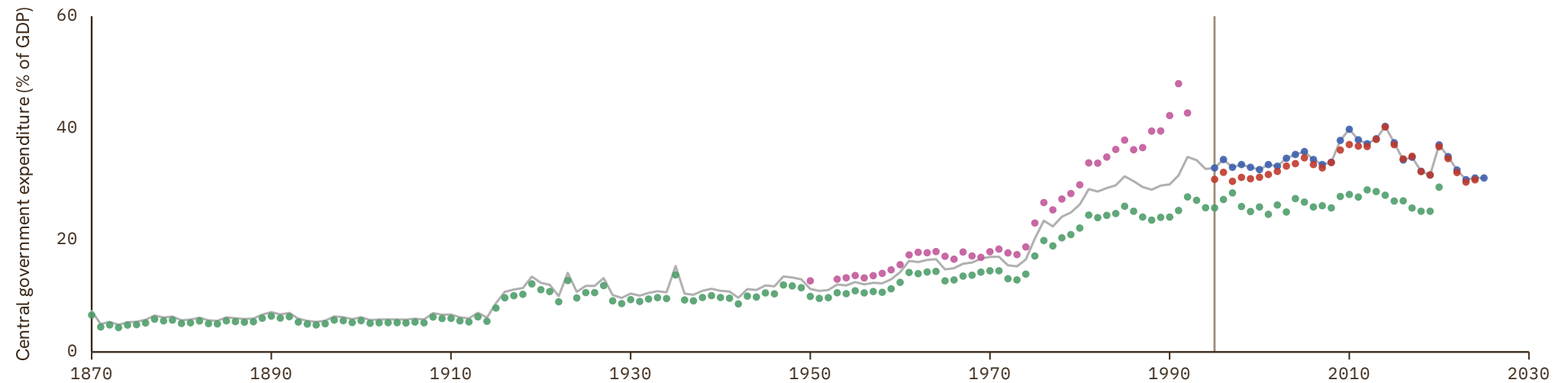
UNIT
in %

1 Source composition

SOURCE	CODE	TIME SPAN	NOTES
Jordá et al. (2017)	JST	1870 - 1994	Ratio-spliced using overlapping data in 1995: (ratio = 100%).
Eurostat (2025)	EUS	1995 - 2025	Baseline source, overlaps with anchor year 2015.

2 Harmonised series

— GMD estimate | Source change ● EUS ● IMF GFS ● JST ● Mitchell



Puerto Rico

COVERAGE
1929-1983

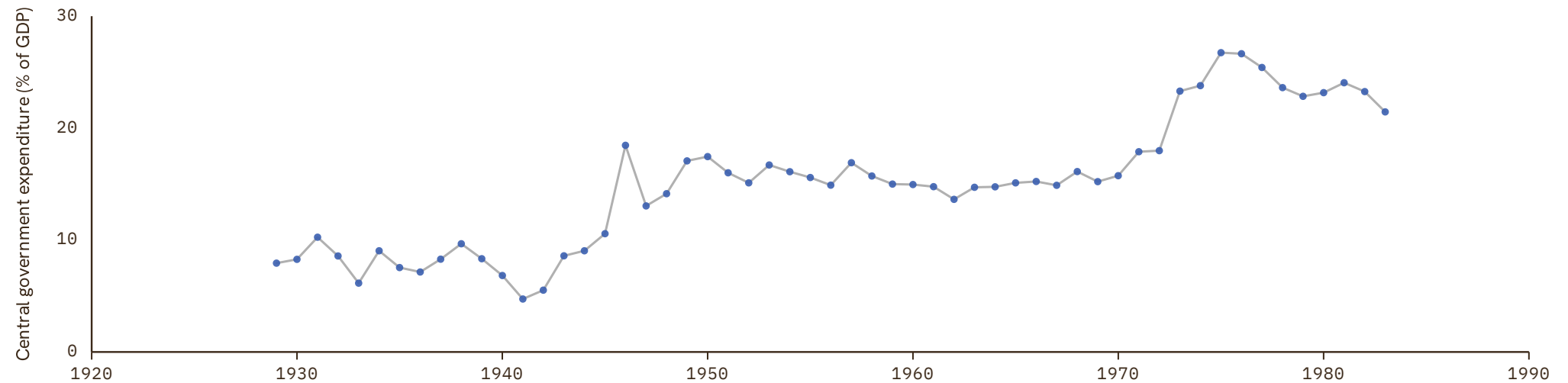
UNIT
in %

1 Source composition

SOURCE	CODE	TIME SPAN	NOTES
Brian Mitchell (2013)	Mitchell	1929 - 1983	Ratio-spliced using overlapping data in 1984: (ratio = 100%).

2 Harmonised series

— GMD estimate ● Mitchell



Republic of the Congo

COVERAGE
1955–2021

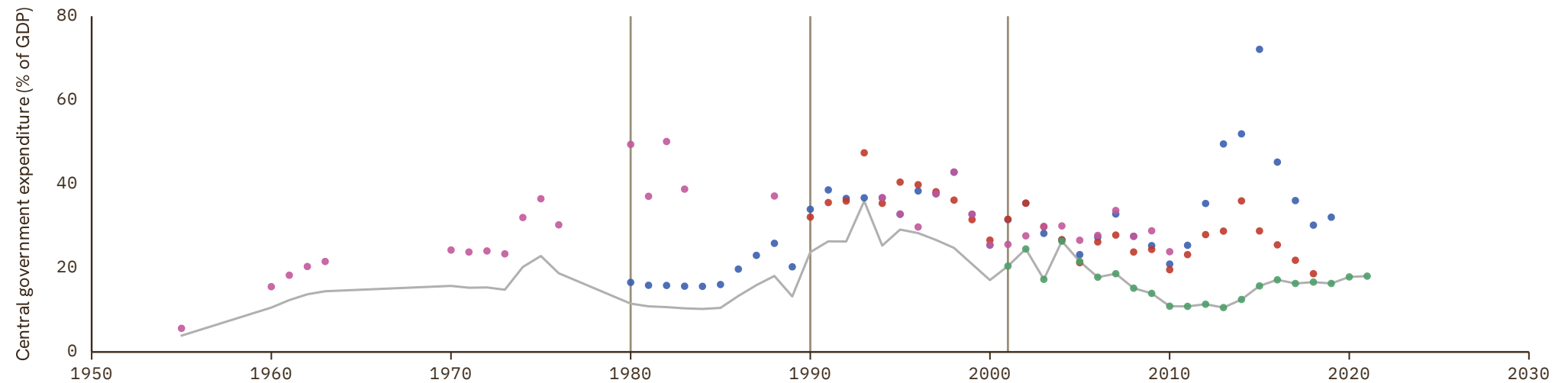
UNIT
in %

1 Source composition

SOURCE	CODE	TIME SPAN	NOTES
Brian Mitchell (2013)	Mitchell	1955 - 1976	Ratio-spliced using overlapping data in 1977: (ratio = 100%).
African Development Bank (2018)	AFDB	1980 - 1989	Ratio-spliced using overlapping data in 1990: (ratio = 100%).
African Union (2024)	AFRISTAT	1990 - 2000	Ratio-spliced using overlapping data in 2001: (ratio = 100%).
International Monetary Fund (2024)	IMF GFS	2001 - 2021	Baseline source, overlaps with anchor year 2015.

2 Harmonised series

— GMD estimate | Source change ● AFDB ● AFRISTAT ● IMF GFS ● Mitchell



Romania

COVERAGE
1880-2025

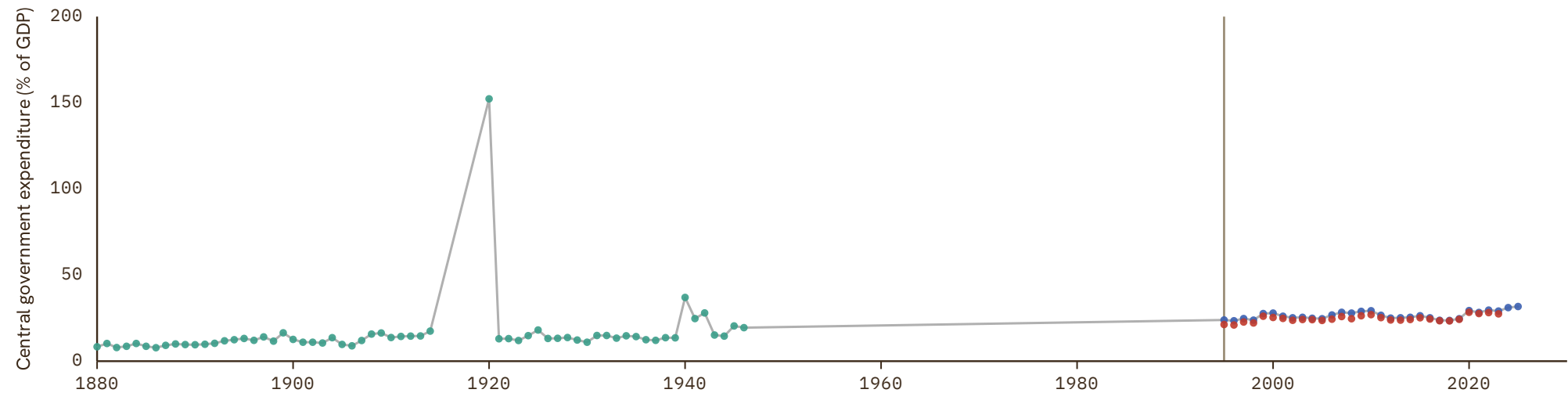
UNIT
in %

1 Source composition

SOURCE	CODE	TIME SPAN	NOTES
National Bank of Serbia (2024)	NBS	1880 - 1946	Ratio-spliced using overlapping data in 1947: (ratio = 100%).
Eurostat (2025)	EUS	1995 - 2025	Baseline source, overlaps with anchor year 2015.

2 Harmonised series

— GMD estimate | Source change ● EUS ● IMF GFS ● NBS



Russian Federation

COVERAGE
1928-2024

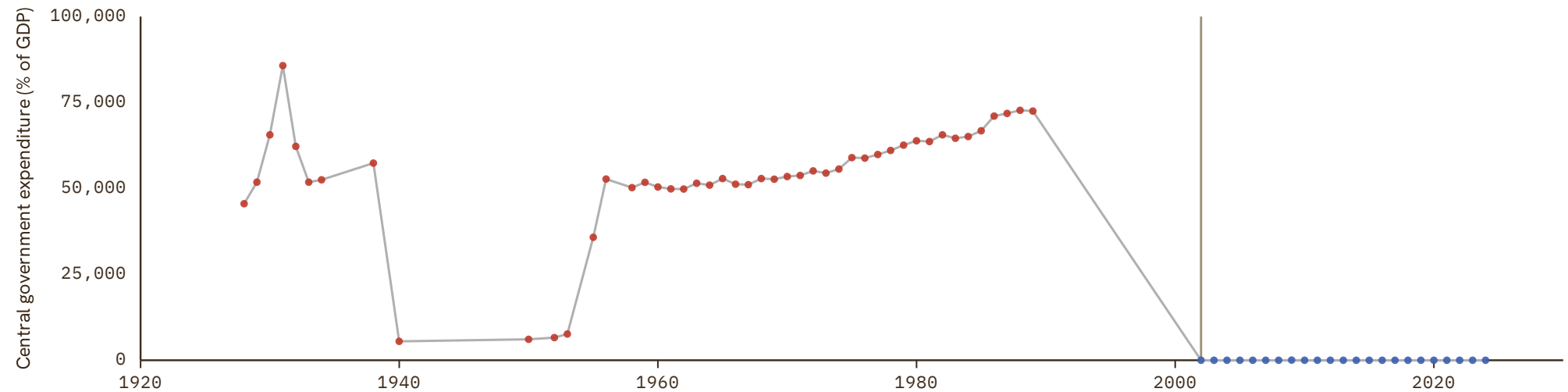
UNIT
in %

1 Source composition

SOURCE	CODE	TIME SPAN	NOTES
Brian Mitchell (2013)	Mitchell	1928 - 1989	Ratio-spliced using overlapping data in 1990: (ratio = 100%).
International Monetary Fund (2024)	IMF GFS	2002 - 2024	Baseline source, overlaps with anchor year 2015.

2 Harmonised series

— GMD estimate | | Source change ● IMF GFS ● Mitchell



Rwanda

COVERAGE
1980–2023

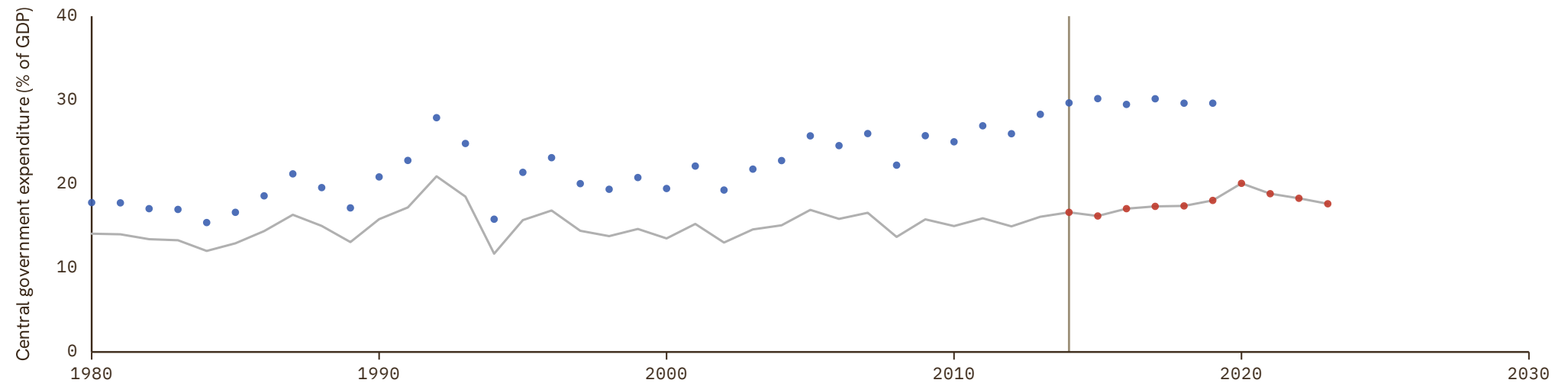
UNIT
in %

1 Source composition

SOURCE	CODE	TIME SPAN	NOTES
African Development Bank (2018)	AFDB	1980 - 2013	Ratio-spliced using overlapping data in 2014: (ratio = 100%).
International Monetary Fund (2024)	IMF GFS	2014 - 2023	Baseline source, overlaps with anchor year 2015.

2 Harmonised series

— GMD estimate | Source change ● AFDB ● IMF GFS



Sao Tome and Principe

COVERAGE
1980–2020

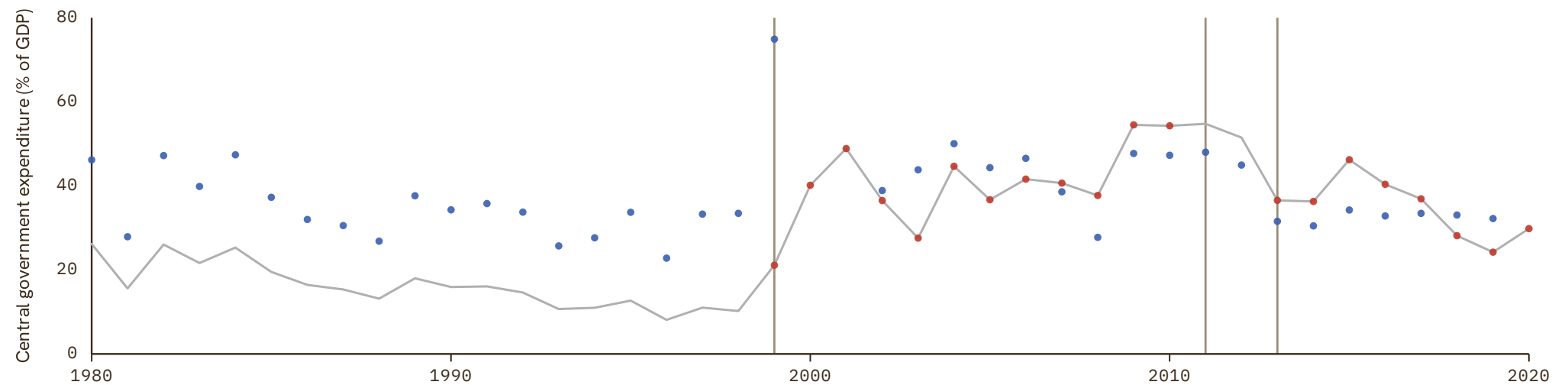
UNIT
in %

1 Source composition

SOURCE	CODE	TIME SPAN	NOTES
African Development Bank (2018)	AFDB	1980 - 1998	Ratio-spliced using overlapping data in 1999: (ratio = 100%).
African Union (2024)	AFRISTAT	1999 - 2010	Ratio-spliced using overlapping data in 2011: (ratio = 100%).
African Development Bank (2018)	AFDB	2011 - 2012	Ratio-spliced using overlapping data in 2013: (ratio = 100%).
African Union (2024)	AFRISTAT	2013 - 2020	Baseline source, overlaps with anchor year 2015.

2 Harmonised series

— GMD estimate | Source change ● AFDB ● AFRISTAT



Saudi Arabia

COVERAGE
2018–2024

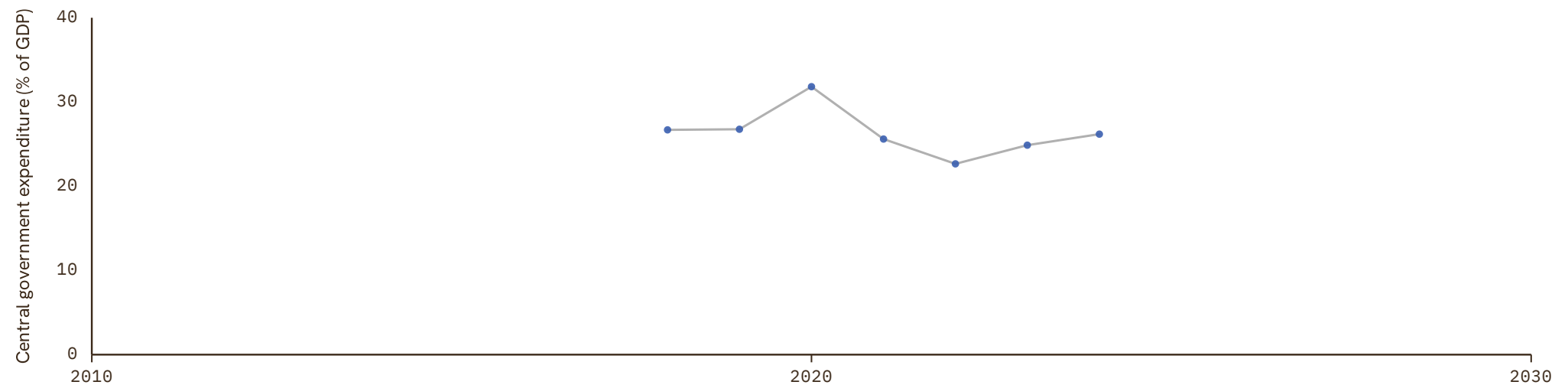
UNIT
in %

1 Source composition

SOURCE	CODE	TIME SPAN	NOTES
International Monetary Fund (2024)	IMF GFS	2018 - 2024	Ratio-spliced using overlapping data in 2025: (ratio = 100%).

2 Harmonised series

— GMD estimate ● IMF GFS



Senegal

COVERAGE
1962-2024

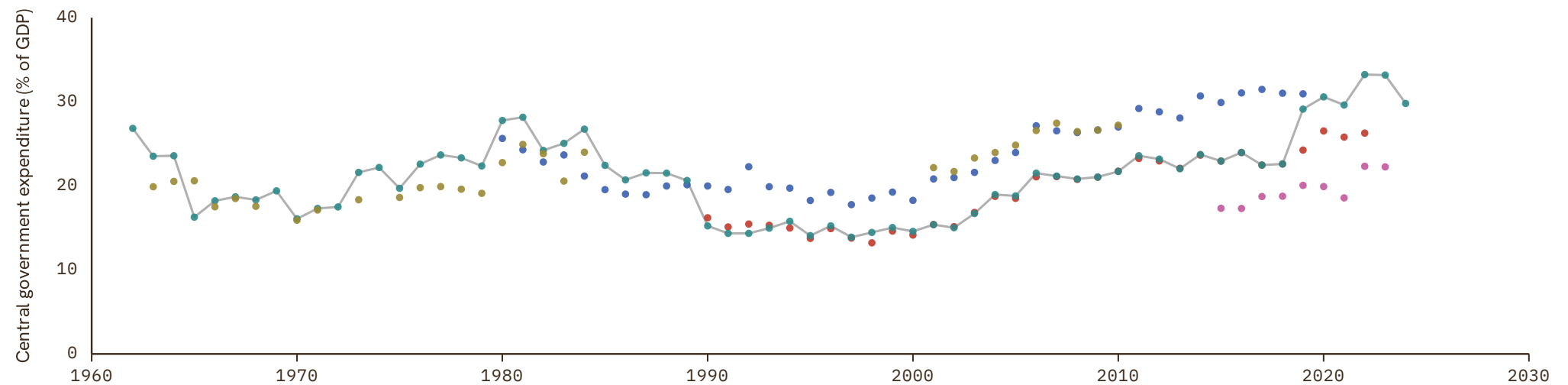
UNIT
in %

1 Source composition

SOURCE	CODE	TIME SPAN	NOTES
BCEAO (2024)	BCEAO	1962 - 2024	Baseline source, overlaps with anchor year 2015.

2 Harmonised series

— GMD estimate ● AFDB ● AFRISTAT ● BCEAO ● IMF GFS ● Mitchell



Serbia

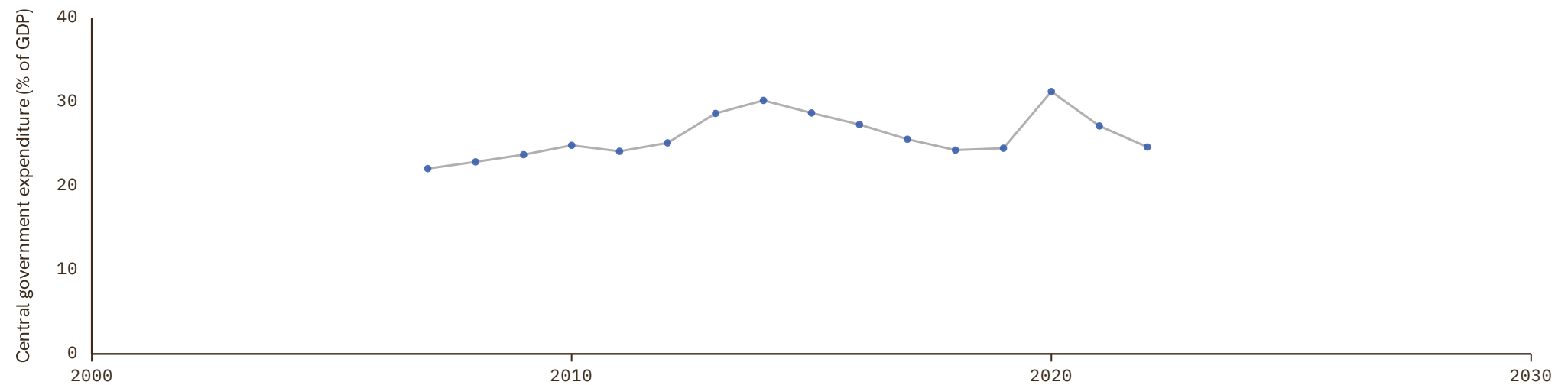
COVERAGE
2007–2022UNIT
in %

1 Source composition

SOURCE	CODE	TIME SPAN	NOTES
International Monetary Fund (2024)	IMF GFS	2007 - 2022	Baseline source, overlaps with anchor year 2015.

2 Harmonised series

— GMD estimate ● IMF GFS



Seychelles

COVERAGE
1980–2023

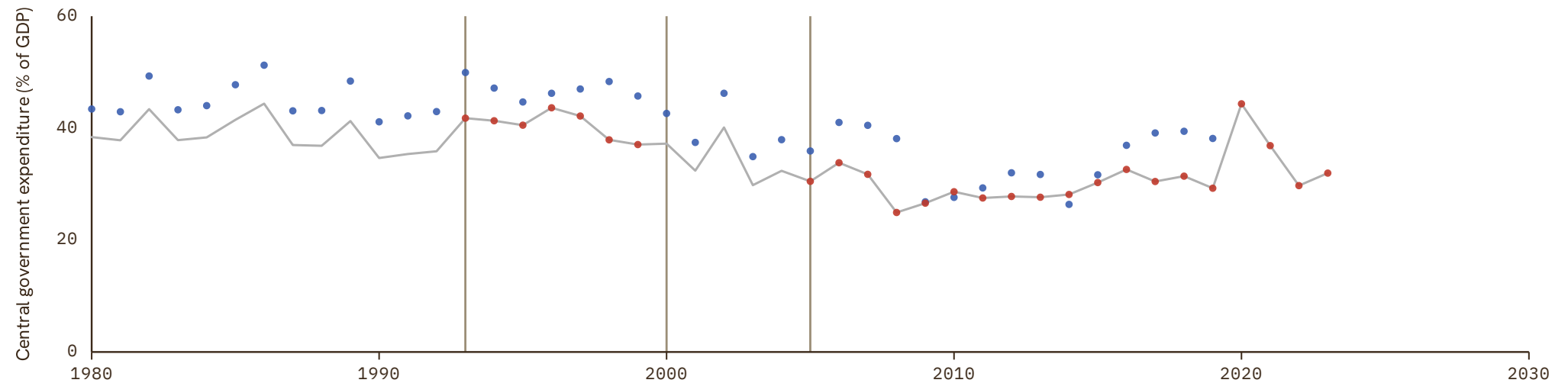
UNIT
in %

1 Source composition

SOURCE	CODE	TIME SPAN	NOTES
African Development Bank (2018)	AFDB	1980 - 1992	Ratio-spliced using overlapping data in 1993: (ratio = 100%).
International Monetary Fund (2024)	IMF GFS	1993 - 1999	Ratio-spliced using overlapping data in 2000: (ratio = 100%).
African Development Bank (2018)	AFDB	2000 - 2004	Ratio-spliced using overlapping data in 2005: (ratio = 100%).
International Monetary Fund (2024)	IMF GFS	2005 - 2023	Baseline source, overlaps with anchor year 2015.

2 Harmonised series

— GMD estimate | Source change ● AFDB ● IMF GFS



Sierra Leone

COVERAGE
1963–2019

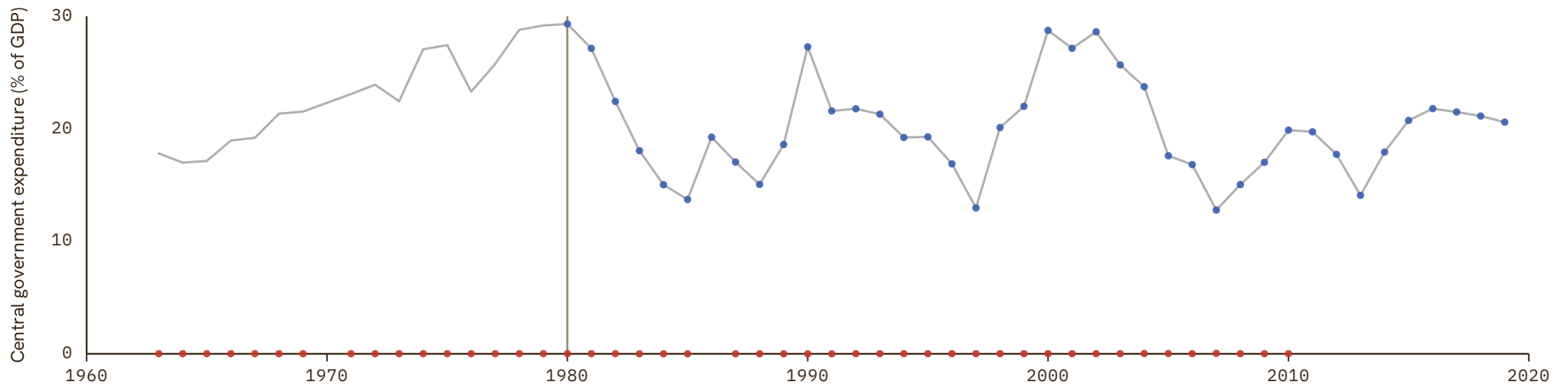
UNIT
in %

1 Source composition

SOURCE	CODE	TIME SPAN	NOTES
Brian Mitchell (2013)	Mitchell	1963 - 1979	Ratio-spliced using overlapping data in 1980: (ratio = 100%).
African Development Bank (2018)	AFDB	1980 - 2019	Baseline source, overlaps with anchor year 2015.

2 Harmonised series

— GMD estimate | Source change ● AFDB ● Mitchell



Singapore

COVERAGE
1963–2024

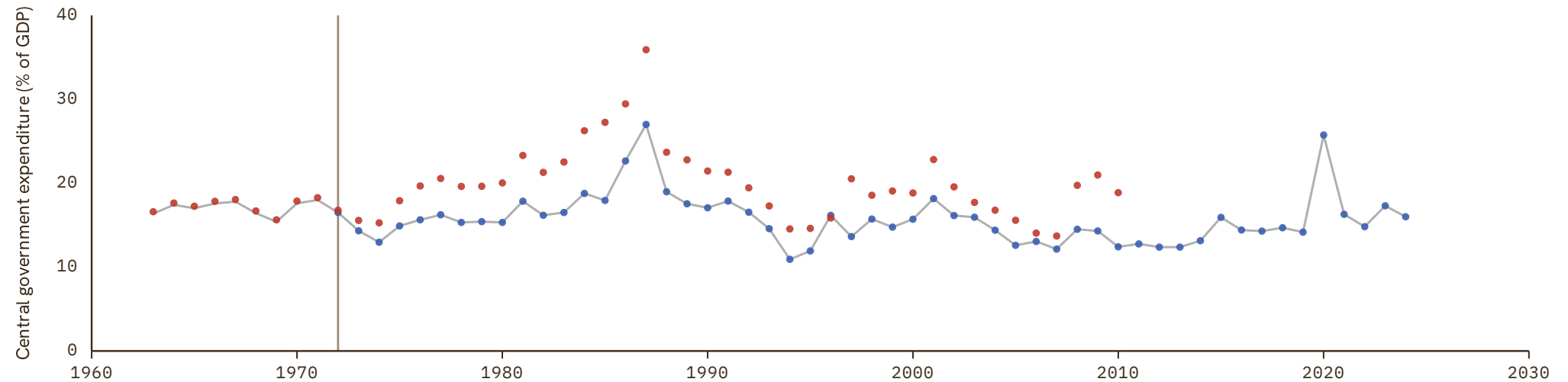
UNIT
in %

1 Source composition

SOURCE	CODE	TIME SPAN	NOTES
Brian Mitchell (2013)	Mitchell	1963 - 1971	Ratio-spliced using overlapping data in 1972: (ratio = 100%).
International Monetary Fund (2024)	IMF GFS	1972 - 2024	Baseline source, overlaps with anchor year 2015.

2 Harmonised series

— GMD estimate | | Source change ● IMF GFS ● Mitchell



Slovakia

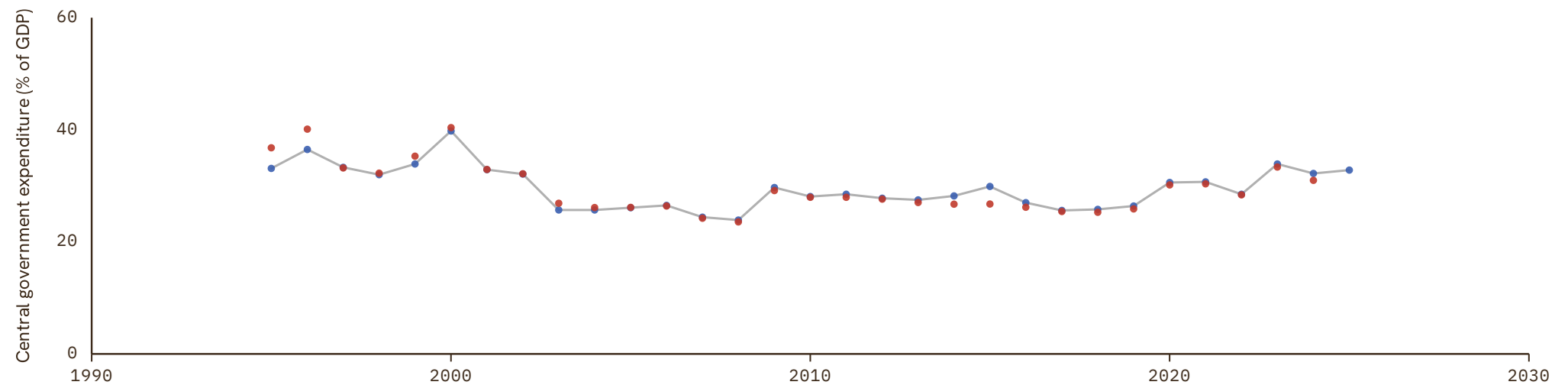
COVERAGE
1995–2025UNIT
in %

1 Source composition

SOURCE	CODE	TIME SPAN	NOTES
Eurostat (2025)	EUS	1995 - 2025	Baseline source, overlaps with anchor year 2015.

2 Harmonised series

— GMD estimate ● EUS ● IMF GFS



Slovenia

COVERAGE
1995–2025

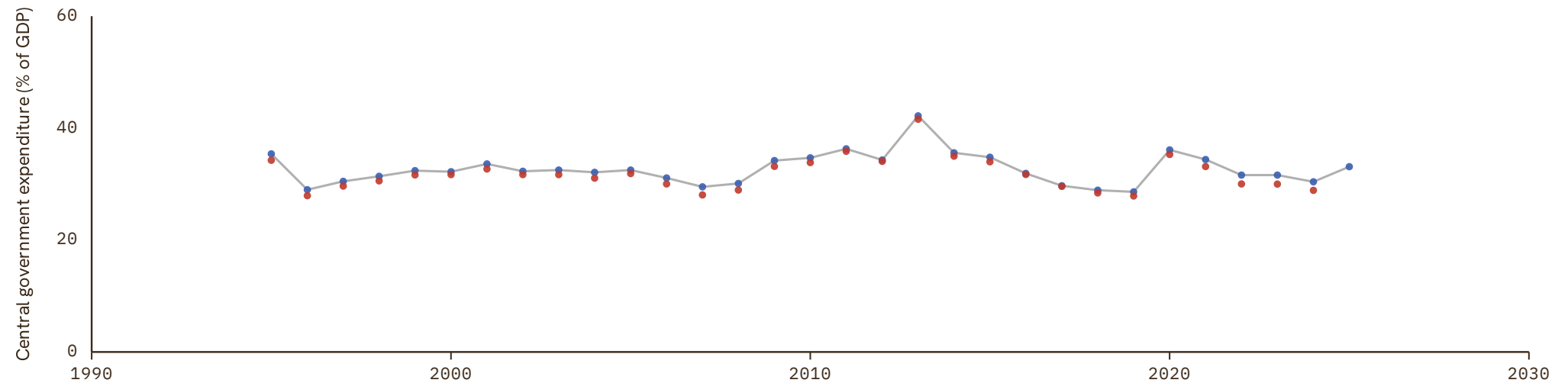
UNIT
in %

1 Source composition

SOURCE	CODE	TIME SPAN	NOTES
Eurostat (2025)	EUS	1995 - 2025	Baseline source, overlaps with anchor year 2015.

2 Harmonised series

— GMD estimate ● EUS ● IMF GFS



Somalia

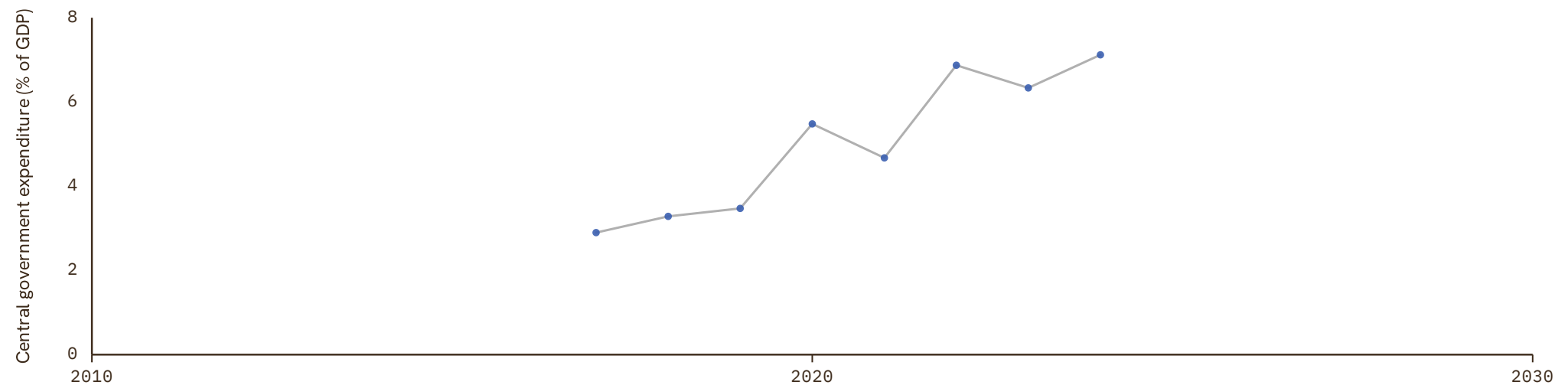
COVERAGE
2017–2024UNIT
in %

1 Source composition

SOURCE	CODE	TIME SPAN	NOTES
International Monetary Fund (2024)	IMF GFS	2017 - 2024	Ratio-spliced using overlapping data in 2025: (ratio = 100%).

2 Harmonised series

— GMD estimate ● IMF GFS



South Africa

COVERAGE
1911-2024

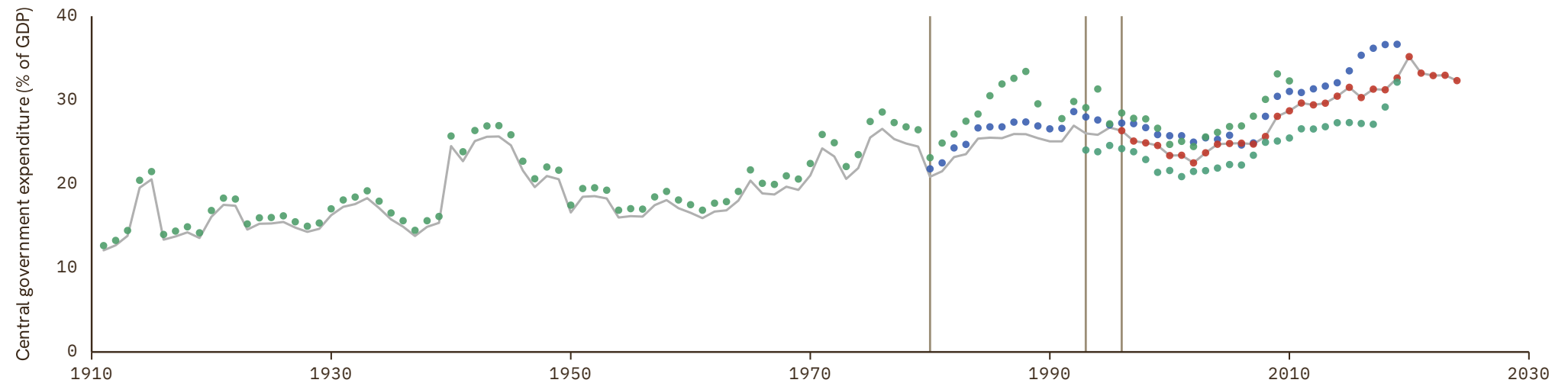
UNIT
in %

1 Source composition

SOURCE	CODE	TIME SPAN	NOTES
Brian Mitchell (2013)	Mitchell	1911 - 1979	Ratio-spliced using overlapping data in 1980: (ratio = 100%).
African Development Bank (2018)	AFDB	1980 - 1992	Ratio-spliced using overlapping data in 1993: (ratio = 100%).
South African Reserve Bank (2024)	CS1 ZAF	1993 - 1995	Ratio-spliced using overlapping data in 1996: (ratio = 100%).
International Monetary Fund (2024)	IMF GFS	1996 - 2024	Baseline source, overlaps with anchor year 2015.

2 Harmonised series

— GMD estimate | Source change ● AFDB ● IMF GFS ● Mitchell ● CS1



South Korea

COVERAGE
1953–2026

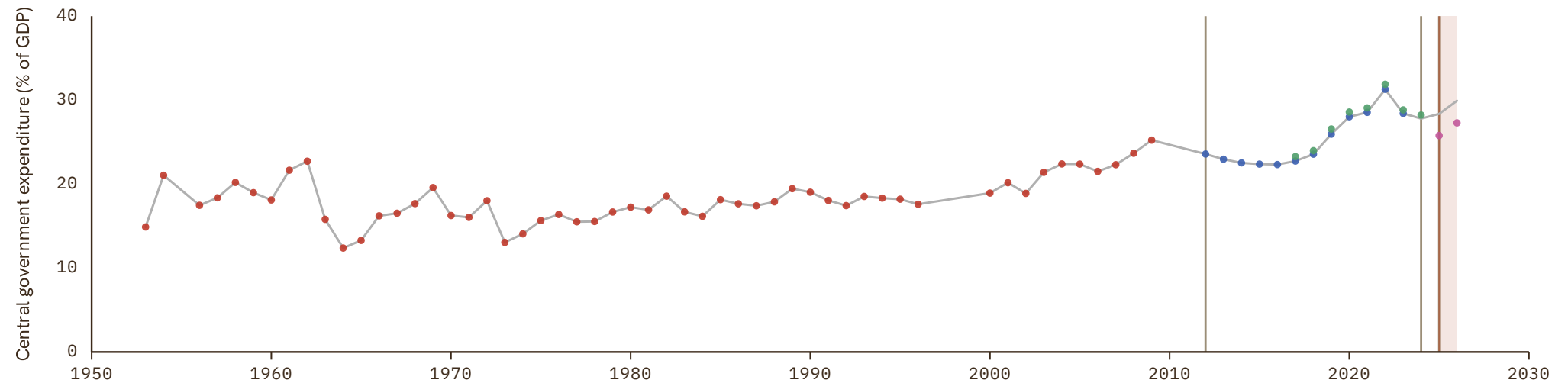
UNIT
in %

1 Source composition

SOURCE	CODE	TIME SPAN	NOTES
Brian Mitchell (2013)	Mitchell	1953 - 2009	Ratio-spliced using overlapping data in 2010: (ratio = 100%).
International Monetary Fund (2024)	IMF GFS	2012 - 2023	Baseline source, overlaps with anchor year 2015.
Min. of Economy et al. (2026)	CS3 KOR	2024 - 2024	Ratio-spliced using overlapping data in 2025: (ratio = 100%).
CS3 forecast KOR	CS3 forecast KOR	2025 - 2026	Ratio-spliced using overlapping data in 2027: (ratio = 100%).

2 Harmonised series

GMD forecast
 — GMD estimate
 | Source change
 ● IMF GFS
 ● Mitchell
 ● CS3
 ● CS3 forecast



Spain

COVERAGE
1801-2025

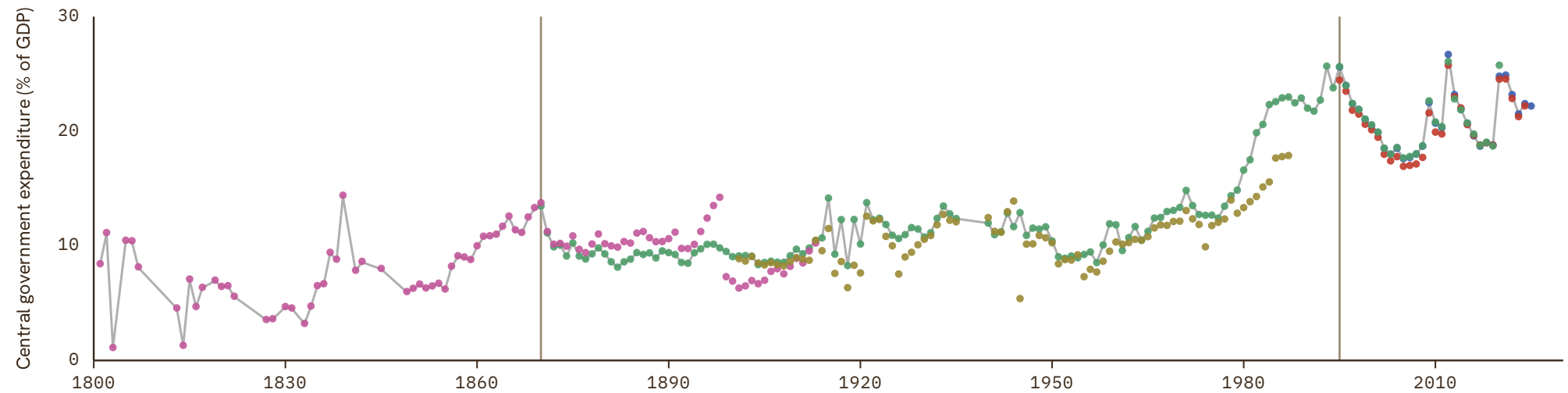
UNIT
in %

1 Source composition

SOURCE	CODE	TIME SPAN	NOTES
Cox et al. (2021)	MD	1801 - 1869	Ratio-spliced using overlapping data in 1870: (ratio = 100%).
Jordá et al. (2017)	JST	1870 - 1994	Ratio-spliced using overlapping data in 1995: (ratio = 100%).
Eurostat (2025)	EUS	1995 - 2025	Baseline source, overlaps with anchor year 2015.

2 Harmonised series

— GMD estimate | Source change ● EUS ● IMF GFS ● JST ● MD ● Mitchell



Sri Lanka

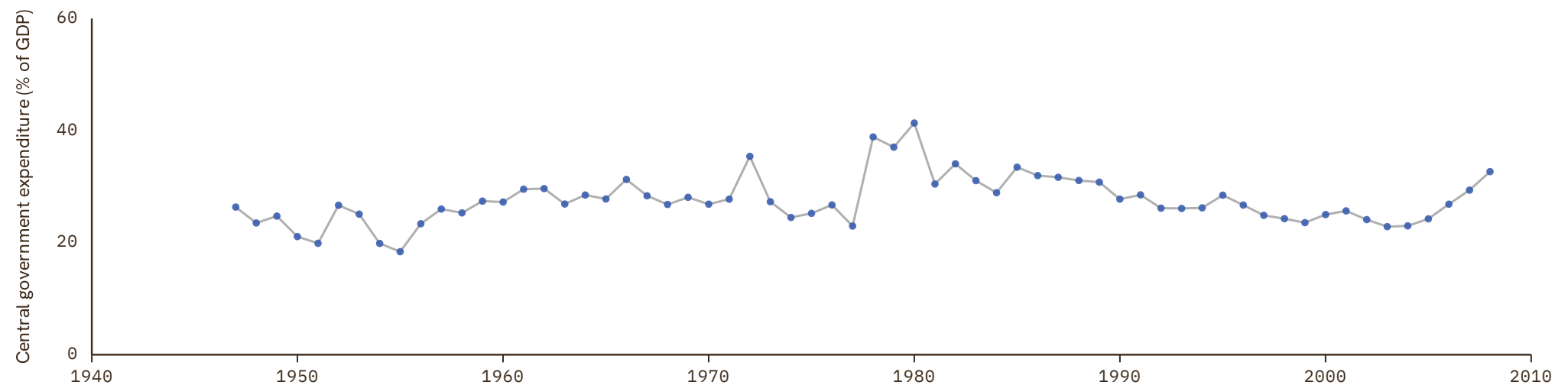
COVERAGE
1947-2008UNIT
in %

1 Source composition

SOURCE	CODE	TIME SPAN	NOTES
Brian Mitchell (2013)	Mitchell	1947 - 2008	Ratio-spliced using overlapping data in 2009: (ratio = 100%).

2 Harmonised series

— GMD estimate ● Mitchell



Sudan

COVERAGE
1955–2019

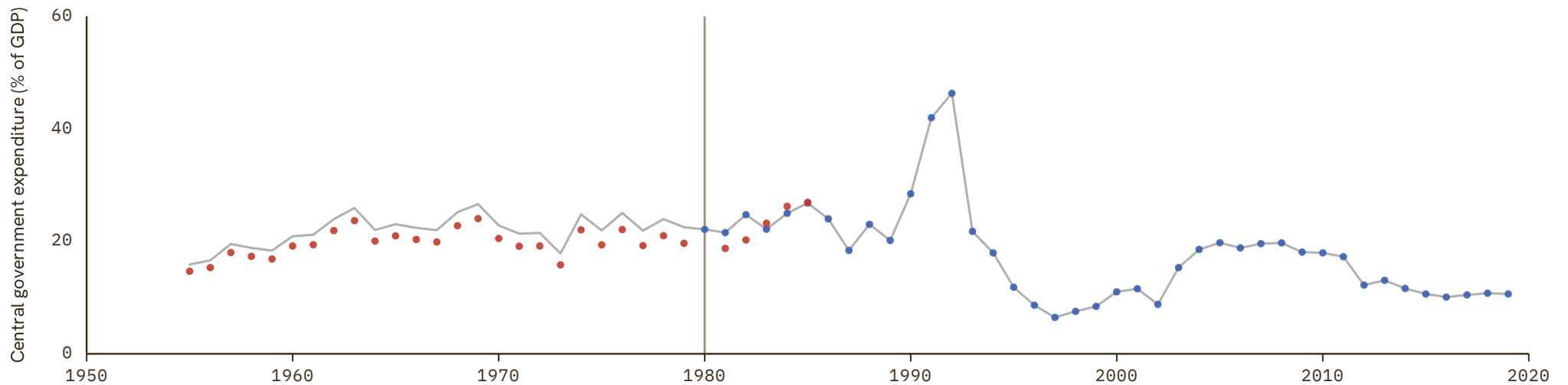
UNIT
in %

1 Source composition

SOURCE	CODE	TIME SPAN	NOTES
Brian Mitchell (2013)	Mitchell	1955 - 1979	Ratio-spliced using overlapping data in 1980: (ratio = 100%).
African Development Bank (2018)	AFDB	1980 - 2019	Baseline source, overlaps with anchor year 2015.

2 Harmonised series

— GMD estimate | | Source change ● AFDB ● Mitchell



Sweden

COVERAGE
1722–2025

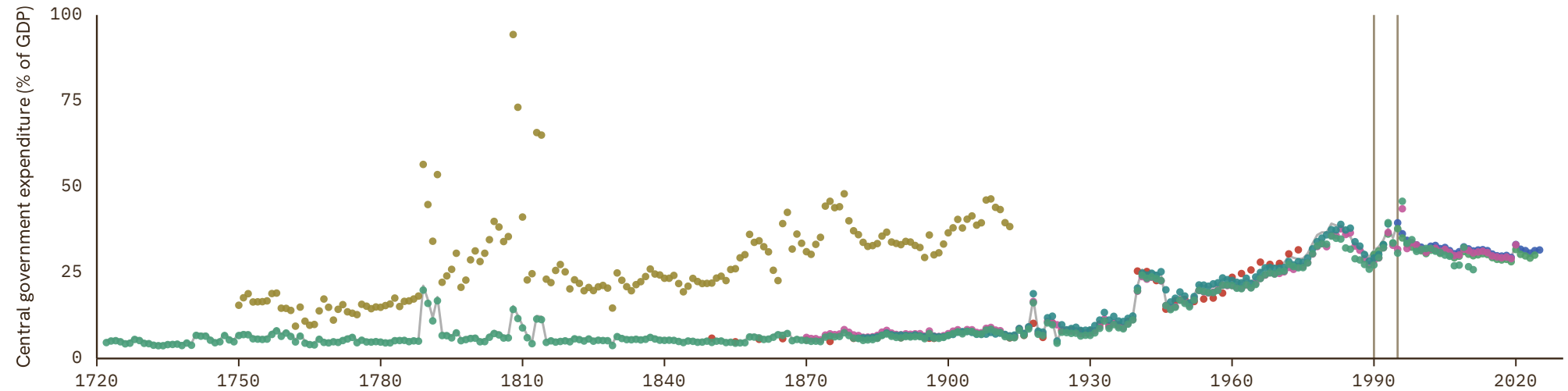
UNIT
in %

1 Source composition

SOURCE	CODE	TIME SPAN	NOTES
Schön et al. (2017)	CS1 SWE	1722 - 1989	Ratio-spliced using overlapping data in 1990: (ratio = 100%).
International Monetary Fund (2024)	IMF GFS	1990 - 1994	Ratio-spliced using overlapping data in 1995: (ratio = 100%).
Eurostat (2025)	EUS	1995 - 2025	Baseline source, overlaps with anchor year 2015.

2 Harmonised series

— GMD estimate | Source change ● EUS ● FLORA ● IMF GFS ● JST ● MD ● Mitchell ● CS1



Switzerland

COVERAGE
1871–2024

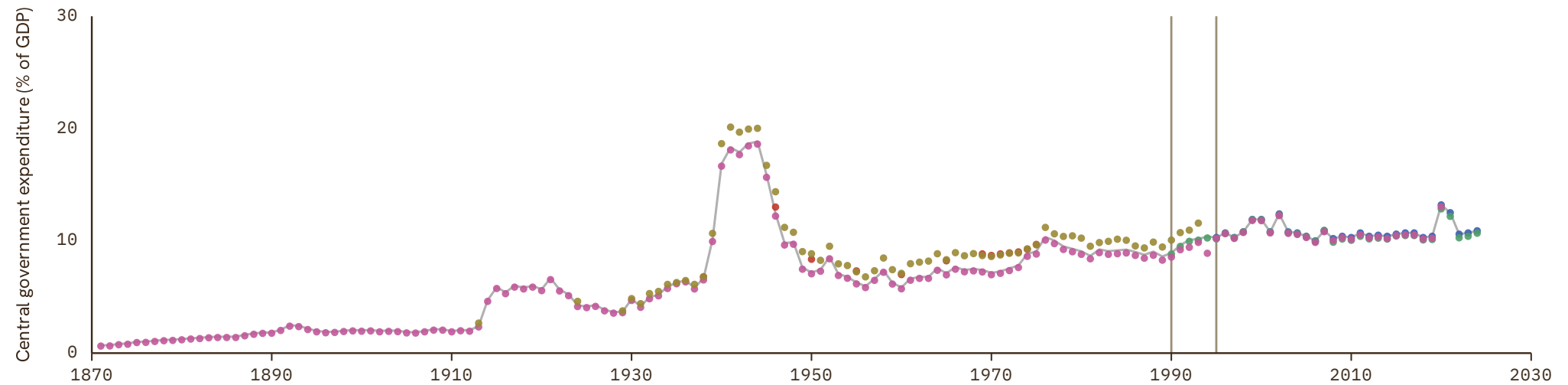
UNIT
in %

1 Source composition

SOURCE	CODE	TIME SPAN	NOTES
Jordá et al. (2017)	JST	1871 - 1989	Ratio-spliced using overlapping data in 1990: (ratio = 100%).
International Monetary Fund (2024)	IMF GFS	1990 - 1994	Ratio-spliced using overlapping data in 1995: (ratio = 100%).
Eurostat (2025)	EUS	1995 - 2024	Baseline source, overlaps with anchor year 2015.

2 Harmonised series

— GMD estimate | Source change ● EUS ● FLORA ● IMF GFS ● JST ● Mitchell



Syria

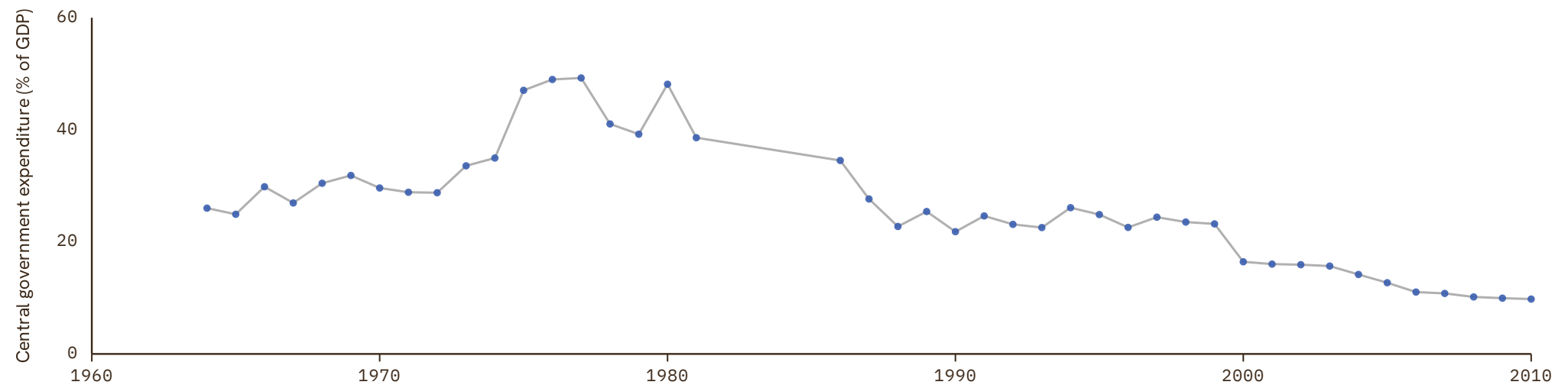
COVERAGE
1964–2010UNIT
in %

1 Source composition

SOURCE	CODE	TIME SPAN	NOTES
Brian Mitchell (2013)	Mitchell	1964 - 2010	Ratio-spliced using overlapping data in 2011: (ratio = 100%).

2 Harmonised series

— GMD estimate ● Mitchell



Taiwan

COVERAGE
1903-2010

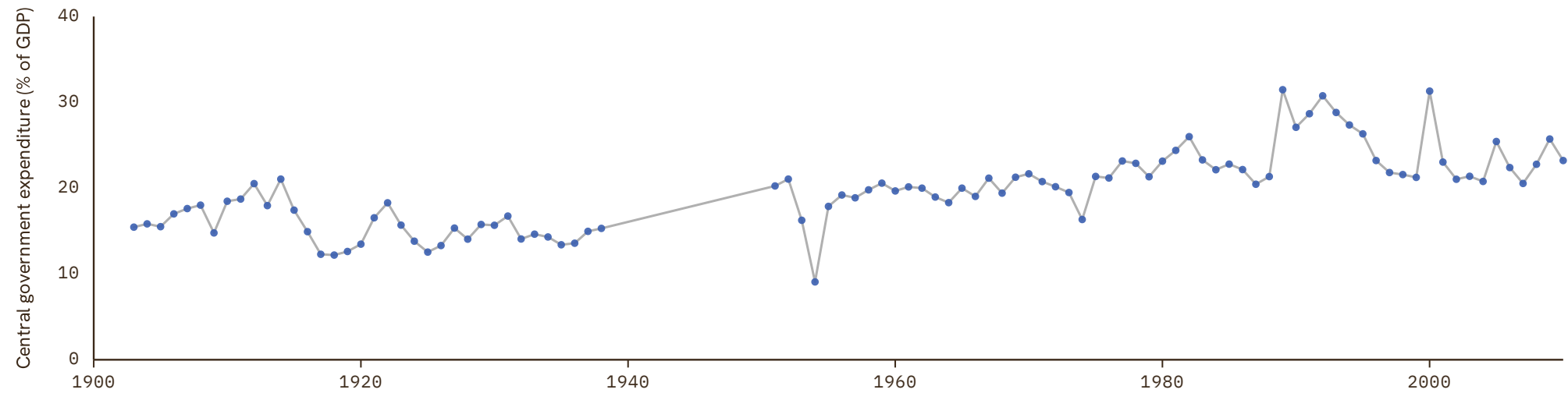
UNIT
in %

1 Source composition

SOURCE	CODE	TIME SPAN	NOTES
Brian Mitchell (2013)	Mitchell	1903 - 2010	Ratio-spliced using overlapping data in 2011: (ratio = 100%).

2 Harmonised series

— GMD estimate ● Mitchell



Tajikistan

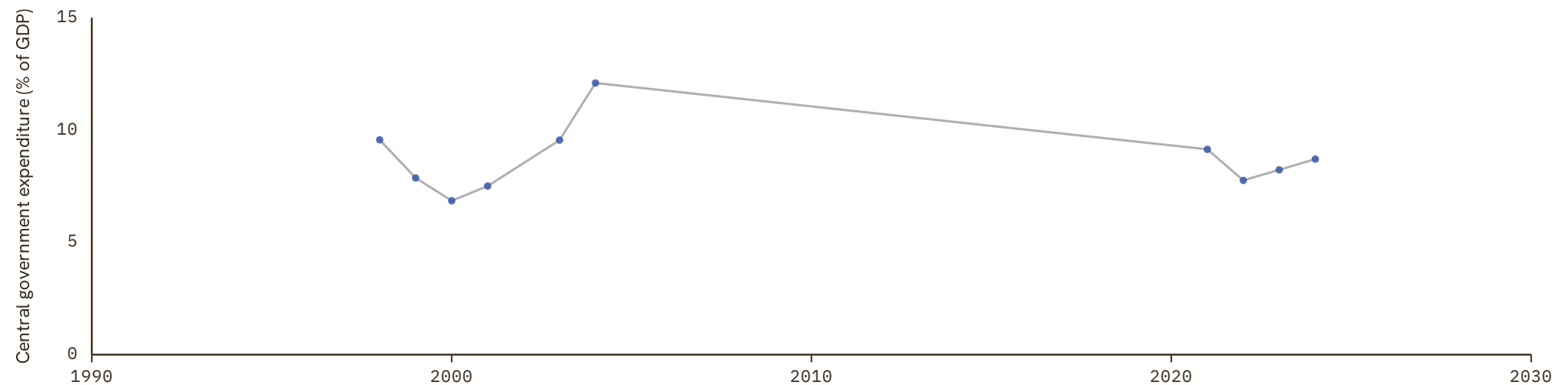
COVERAGE
1998–2024UNIT
in %

1 Source composition

SOURCE	CODE	TIME SPAN	NOTES
International Monetary Fund (2024)	IMF GFS	1998 - 2024	Baseline source, overlaps with anchor year 2015.

2 Harmonised series

— GMD estimate ● IMF GFS



Tanzania

COVERAGE
1955–2019

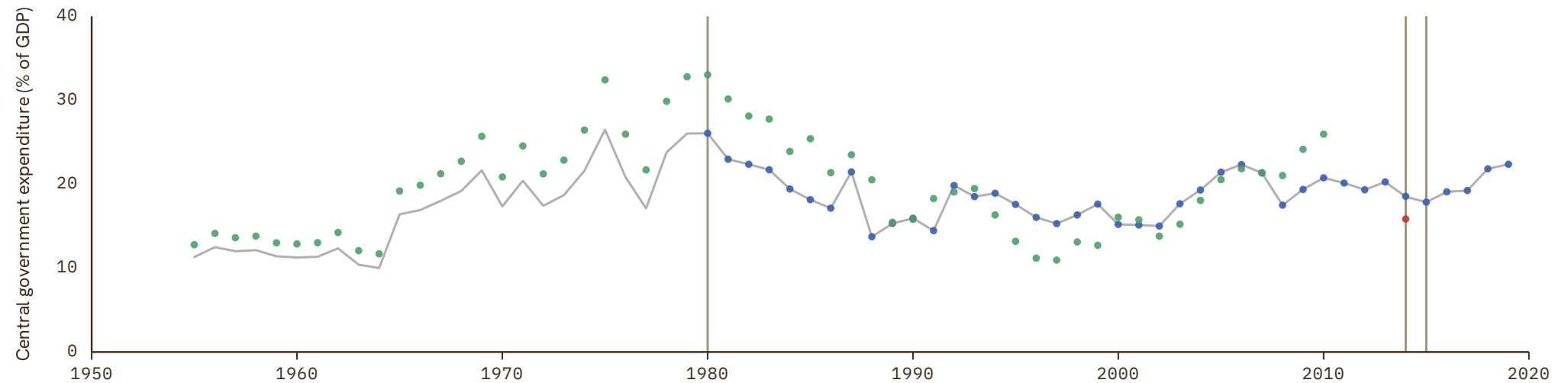
UNIT
in %

1 Source composition

SOURCE	CODE	TIME SPAN	NOTES
Brian Mitchell (2013)	Mitchell	1955 - 1979	Ratio-spliced using overlapping data in 1980: (ratio = 100%).
African Development Bank (2018)	AFDB	1980 - 2013	Ratio-spliced using overlapping data in 2014: (ratio = 100%).
International Monetary Fund (2024)	IMF GFS	2014 - 2014	Ratio-spliced using overlapping data in 2015: (ratio = 100%).
African Development Bank (2018)	AFDB	2015 - 2019	Baseline source, overlaps with anchor year 2015.

2 Harmonised series

— GMD estimate | Source change ● AFDB ● IMF GFS ● Mitchell



Thailand

COVERAGE
1946–2024

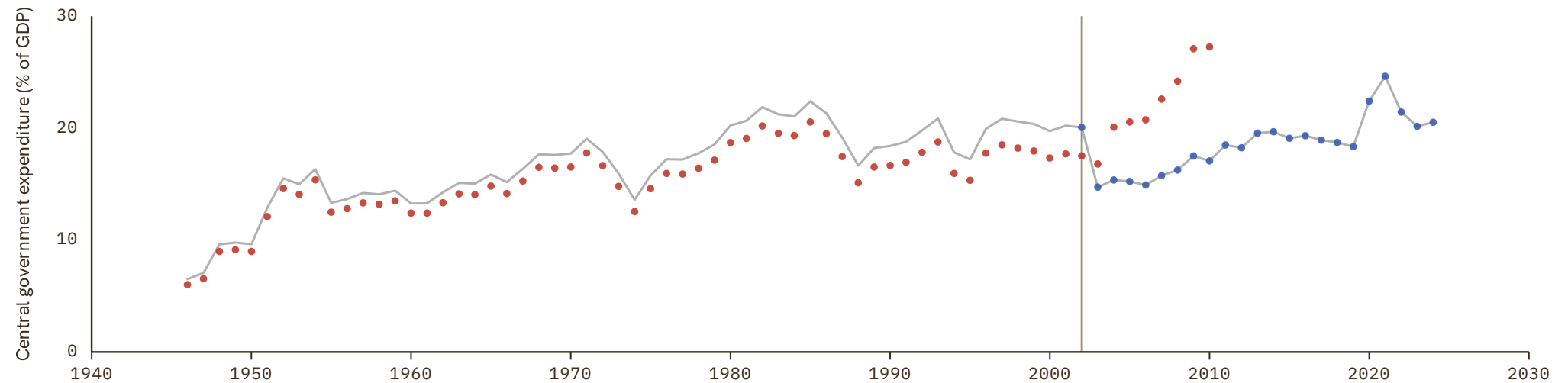
UNIT
in %

1 Source composition

SOURCE	CODE	TIME SPAN	NOTES
Brian Mitchell (2013)	Mitchell	1946 - 2001	Ratio-spliced using overlapping data in 2002: (ratio = 100%).
International Monetary Fund (2024)	IMF GFS	2002 - 2024	Baseline source, overlaps with anchor year 2015.

2 Harmonised series

— GMD estimate | Source change ● IMF GFS ● Mitchell



Timor-Leste

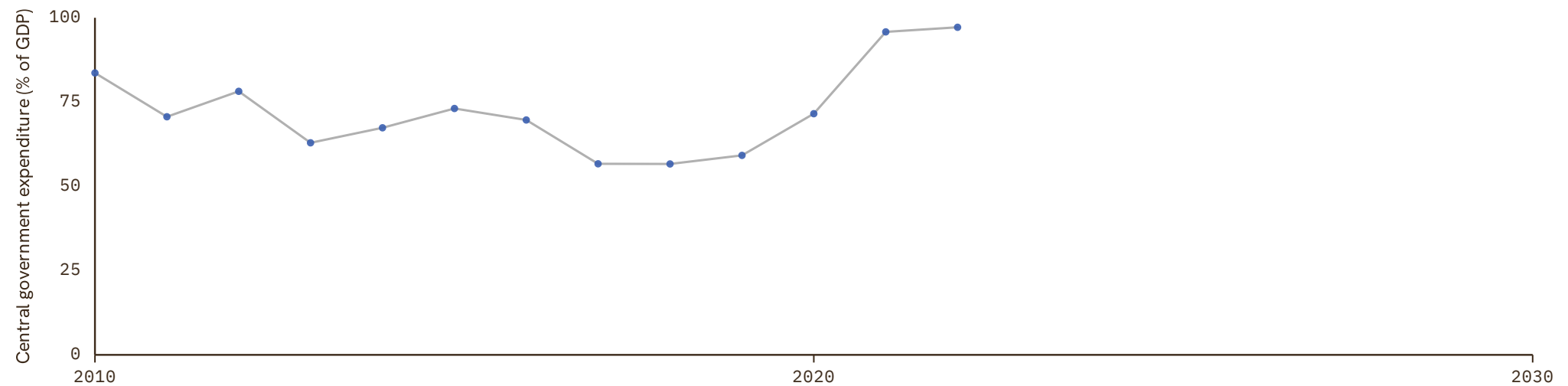
COVERAGE
2010–2022UNIT
in %

1 Source composition

SOURCE	CODE	TIME SPAN	NOTES
International Monetary Fund (2024)	IMF GFS	2010 - 2022	Baseline source, overlaps with anchor year 2015.

2 Harmonised series

— GMD estimate ● IMF GFS



Togo

COVERAGE
1961–2024

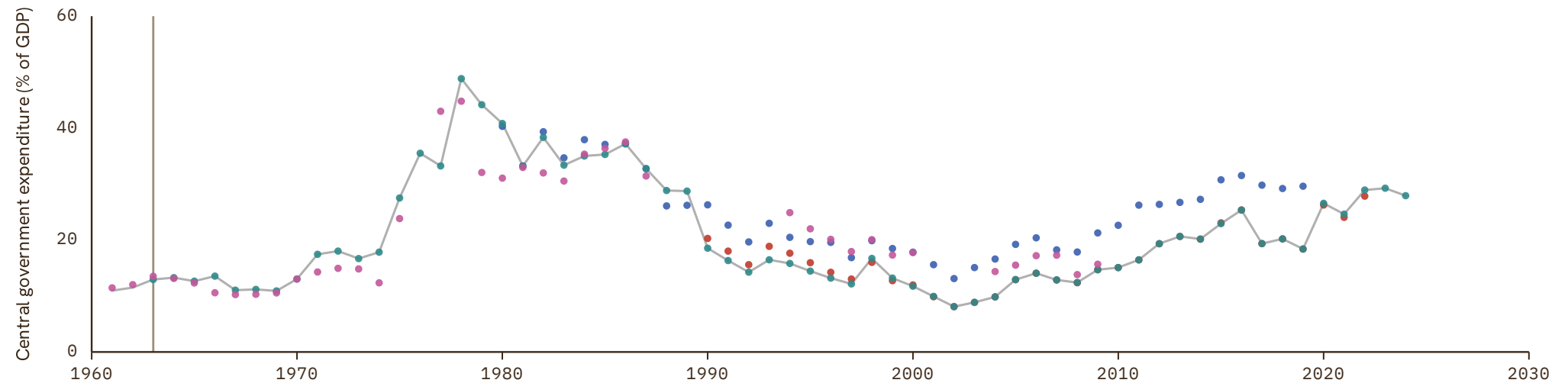
UNIT
in %

1 Source composition

SOURCE	CODE	TIME SPAN	NOTES
Brian Mitchell (2013)	Mitchell	1961 - 1962	Ratio-spliced using overlapping data in 1963: (ratio = 100%).
BCEAO (2024)	BCEAO	1963 - 2024	Baseline source, overlaps with anchor year 2015.

2 Harmonised series

— GMD estimate | Source change ● AFDB ● AFRISTAT ● BCEAO ● Mitchell



Trinidad and Tobago

COVERAGE
1951–1989

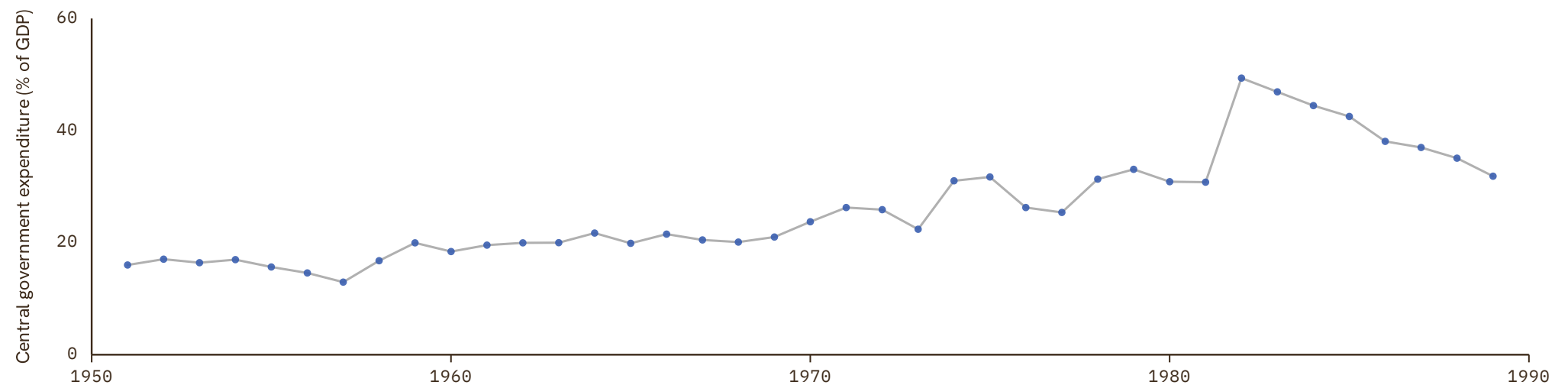
UNIT
in %

1 Source composition

SOURCE	CODE	TIME SPAN	NOTES
Brian Mitchell (2013)	Mitchell	1951 - 1989	Ratio-spliced using overlapping data in 1990: (ratio = 100%).

2 Harmonised series

— GMD estimate ● Mitchell



Tunisia

COVERAGE
1965–2019

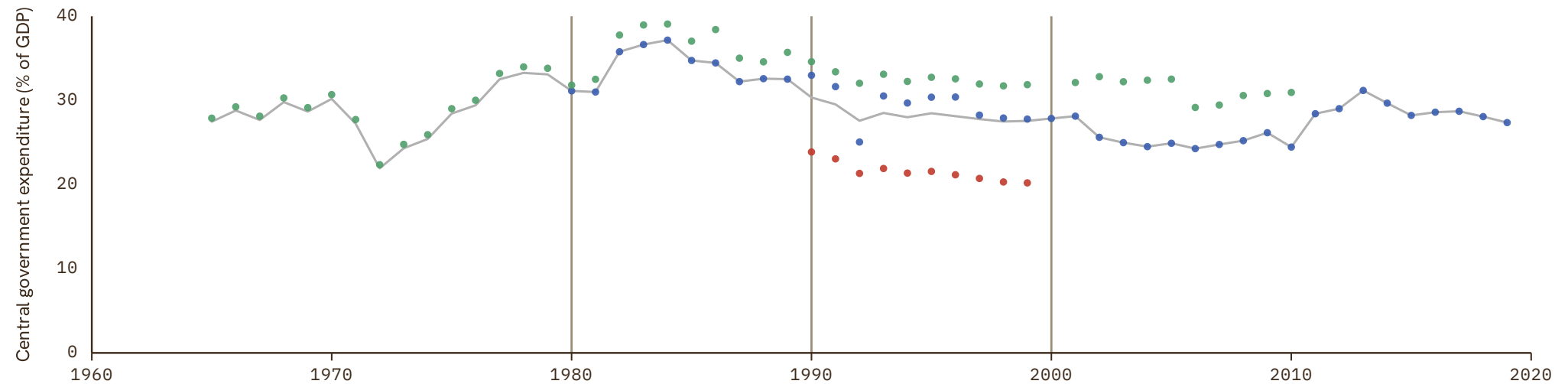
UNIT
in %

1 Source composition

SOURCE	CODE	TIME SPAN	NOTES
Brian Mitchell (2013)	Mitchell	1965 - 1979	Ratio-spliced using overlapping data in 1980: (ratio = 100%).
African Development Bank (2018)	AFDB	1980 - 1989	Ratio-spliced using overlapping data in 1990: (ratio = 100%).
International Monetary Fund (2024)	IMF GFS	1990 - 1999	Ratio-spliced using overlapping data in 2000: (ratio = 100%).
African Development Bank (2018)	AFDB	2000 - 2019	Baseline source, overlaps with anchor year 2015.

2 Harmonised series

— GMD estimate | Source change ● AFDB ● IMF GFS ● Mitchell



Turkey

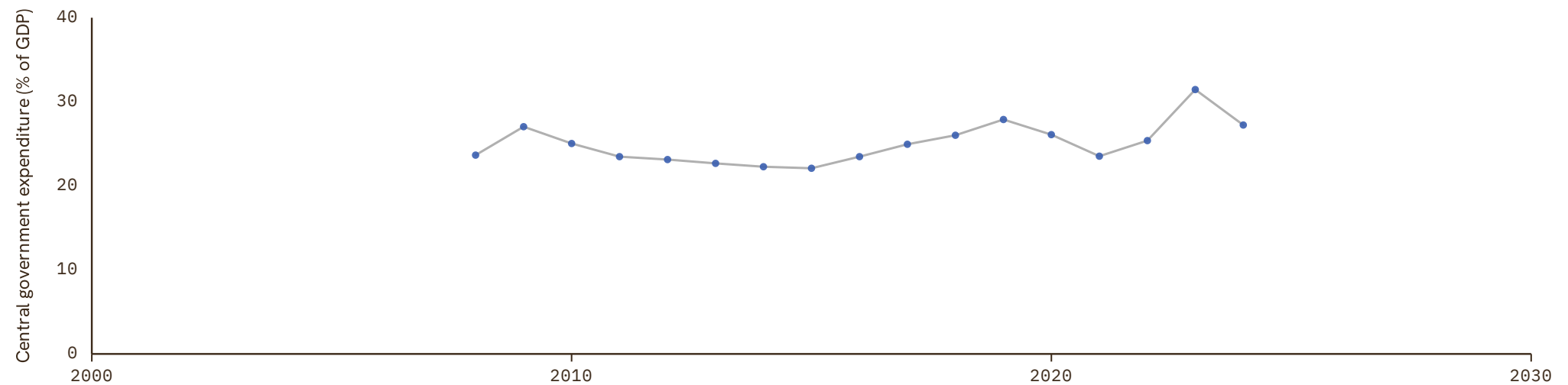
COVERAGE
2008–2024UNIT
in %

1 Source composition

SOURCE	CODE	TIME SPAN	NOTES
International Monetary Fund (2024)	IMF GFS	2008 - 2024	Baseline source, overlaps with anchor year 2015.

2 Harmonised series

— GMD estimate ● IMF GFS



Uganda

COVERAGE
1954–2023

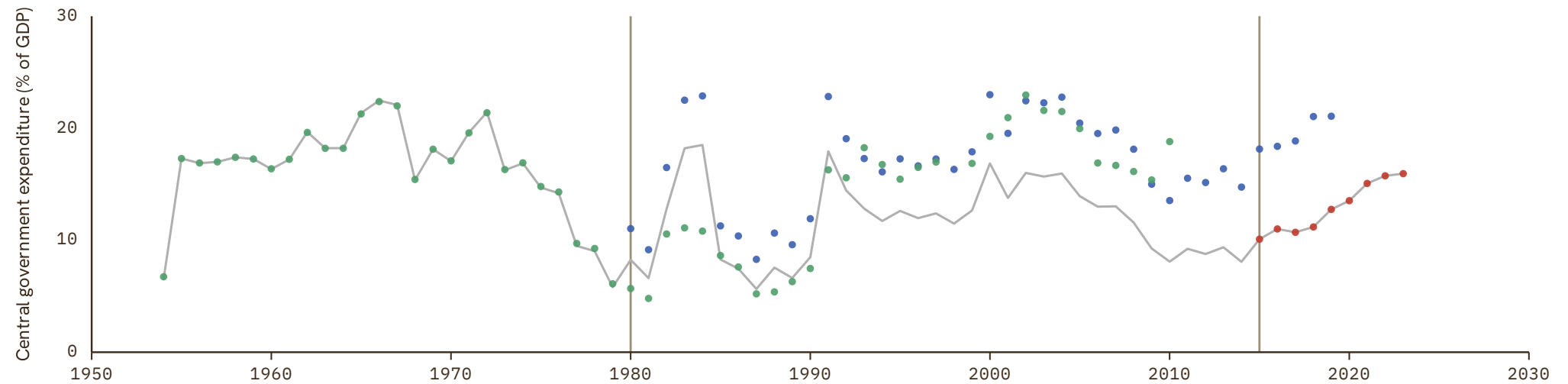
UNIT
in %

1 Source composition

SOURCE	CODE	TIME SPAN	NOTES
Brian Mitchell (2013)	Mitchell	1954 - 1979	Ratio-spliced using overlapping data in 1980: (ratio = 100%).
African Development Bank (2018)	AFDB	1980 - 2014	Ratio-spliced using overlapping data in 2015: (ratio = 100%).
International Monetary Fund (2024)	IMF GFS	2015 - 2023	Baseline source, overlaps with anchor year 2015.

2 Harmonised series

— GMD estimate | Source change ● AFDB ● IMF GFS ● Mitchell



Ukraine

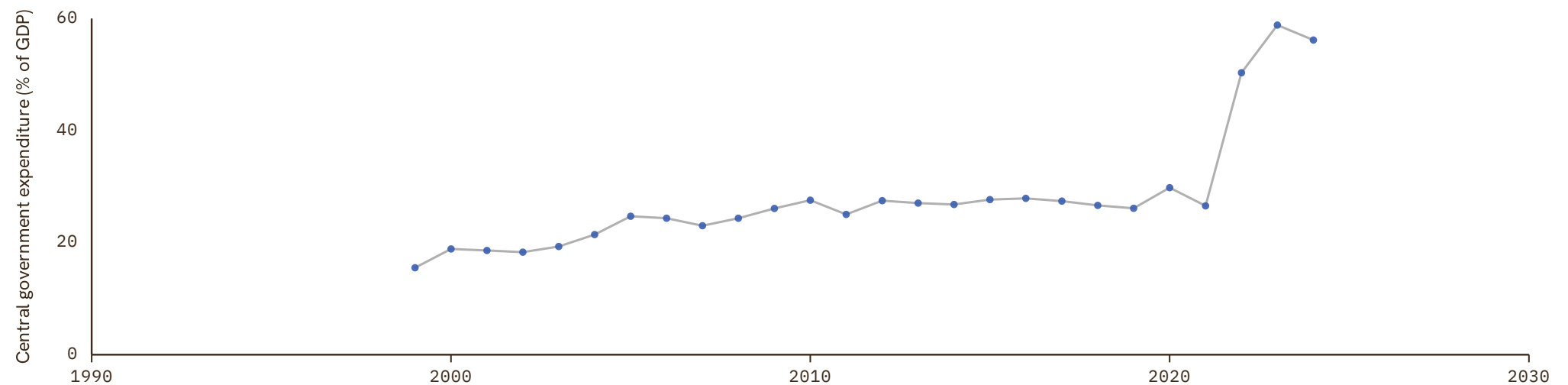
COVERAGE
1999–2024UNIT
in %

1 Source composition

SOURCE	CODE	TIME SPAN	NOTES
International Monetary Fund (2024)	IMF GFS	1999 - 2024	Baseline source, overlaps with anchor year 2015.

2 Harmonised series

— GMD estimate ● IMF GFS



United Arab Emirates

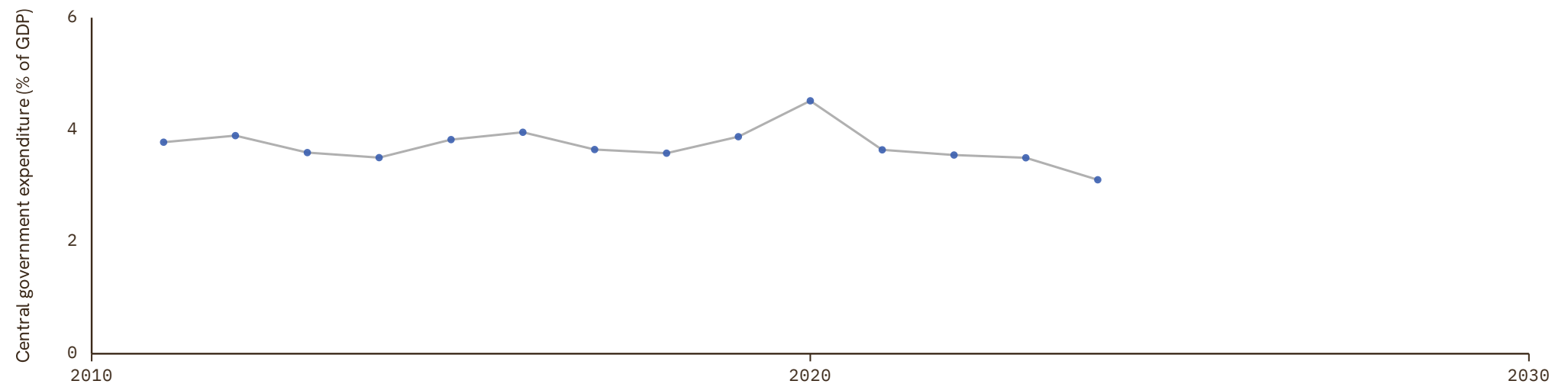
COVERAGE
2011–2024UNIT
in %

1 Source composition

SOURCE	CODE	TIME SPAN	NOTES
International Monetary Fund (2024)	IMF GFS	2011 - 2024	Baseline source, overlaps with anchor year 2015.

2 Harmonised series

— GMD estimate ● IMF GFS



United Kingdom

COVERAGE
1689–2024

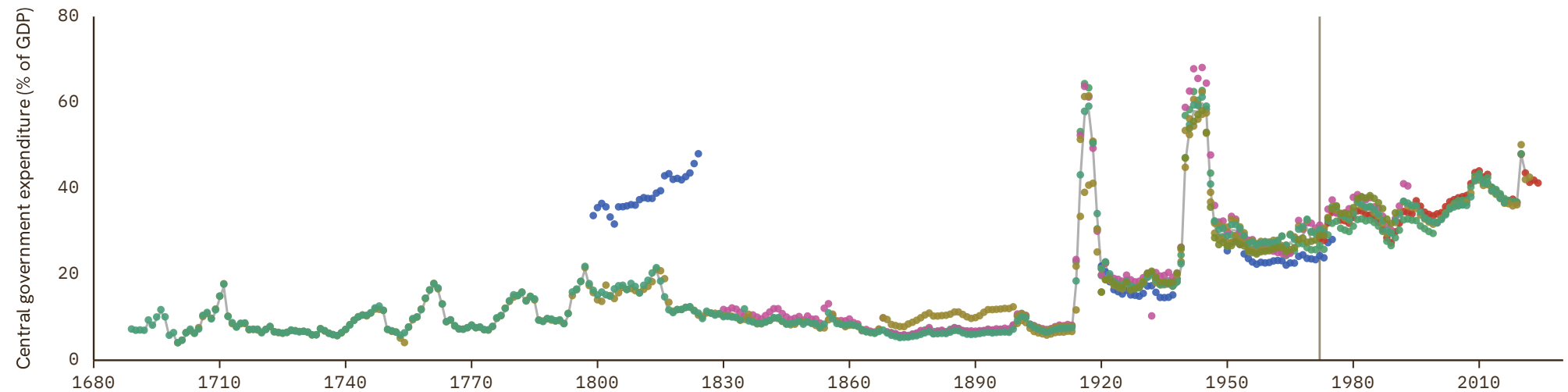
UNIT
in %

1 Source composition

SOURCE	CODE	TIME SPAN	NOTES
Thomas et al. (2010)	CS1 GBR	1689 - 1971	Ratio-spliced using overlapping data in 1972: (ratio = 100%).
International Monetary Fund (2024)	IMF GFS	1972 - 2024	Baseline source, overlaps with anchor year 2015.

2 Harmonised series

— GMD estimate | Source change ● FLORA ● IMF GFS ● JST ● Mitchell ● CS3 ● CS2 ● CS1 ● CS4



United States

COVERAGE
1791–2025

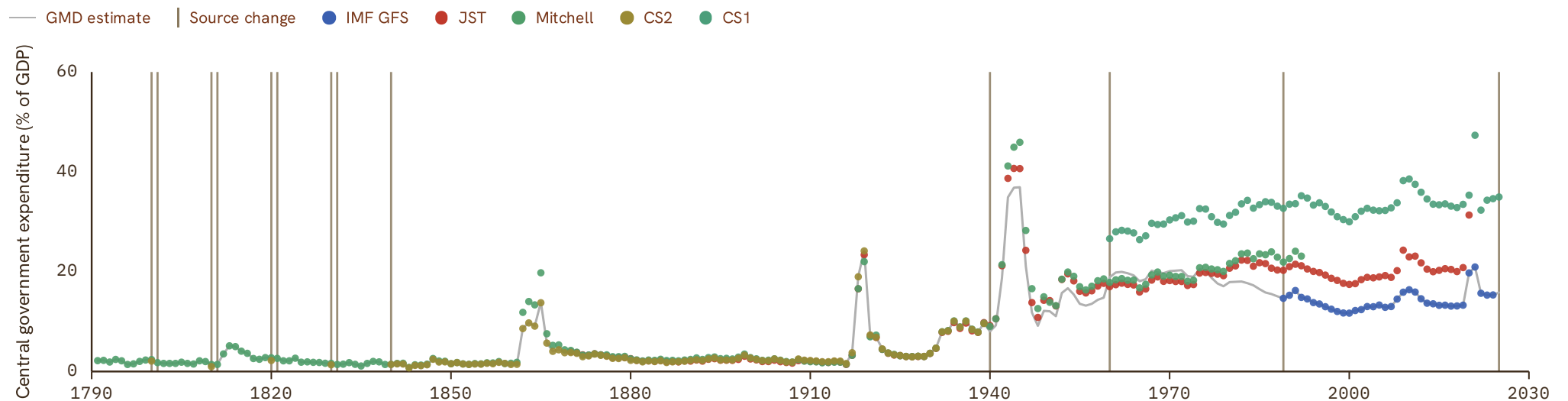
UNIT
in %

1 Source composition

SOURCE	CODE	TIME SPAN	NOTES
Brian Mitchell (2013)	Mitchell	1791 - 1799	Ratio-spliced using overlapping data in 1800: (ratio = 100%).
Carter et al. (2006)	CS2 USA	1800 - 1800	Ratio-spliced using overlapping data in 1801: (ratio = 100%).
Brian Mitchell (2013)	Mitchell	1801 - 1809	Ratio-spliced using overlapping data in 1810: (ratio = 100%).
Carter et al. (2006)	CS2 USA	1810 - 1810	Ratio-spliced using overlapping data in 1811: (ratio = 100%).
Brian Mitchell (2013)	Mitchell	1811 - 1819	Ratio-spliced using overlapping data in 1820: (ratio = 100%).
Carter et al. (2006)	CS2 USA	1820 - 1820	Ratio-spliced using overlapping data in 1821: (ratio = 100%).
Brian Mitchell (2013)	Mitchell	1821 - 1829	Ratio-spliced using overlapping data in 1830: (ratio = 100%).

SOURCE	CODE	TIME SPAN	NOTES
Carter et al. (2006)	CS2 USA	1830 - 1830	Ratio-spliced using overlapping data in 1831: (ratio = 100%).
Brian Mitchell (2013)	Mitchell	1831 - 1839	Ratio-spliced using overlapping data in 1840: (ratio = 100%).
Carter et al. (2006)	CS2 USA	1840 - 1939	Ratio-spliced using overlapping data in 1940: (ratio = 100%).
Jordá et al. (2017)	JST	1940 - 1959	Ratio-spliced using overlapping data in 1960: (ratio = 100%).
Fed. Reserve Bank of St. Louis (2024)	CS1 USA	1960 - 1988	Ratio-spliced using overlapping data in 1989: (ratio = 100%).
International Monetary Fund (2024)	IMF GFS	1989 - 2024	Baseline source, overlaps with anchor year 2015.
Fed. Reserve Bank of St. Louis (2024)	CS1 USA	2025 - 2025	Ratio-spliced using overlapping data in 2026: (ratio = 100%).

2 Harmonised series



Uruguay

COVERAGE
1956–2024

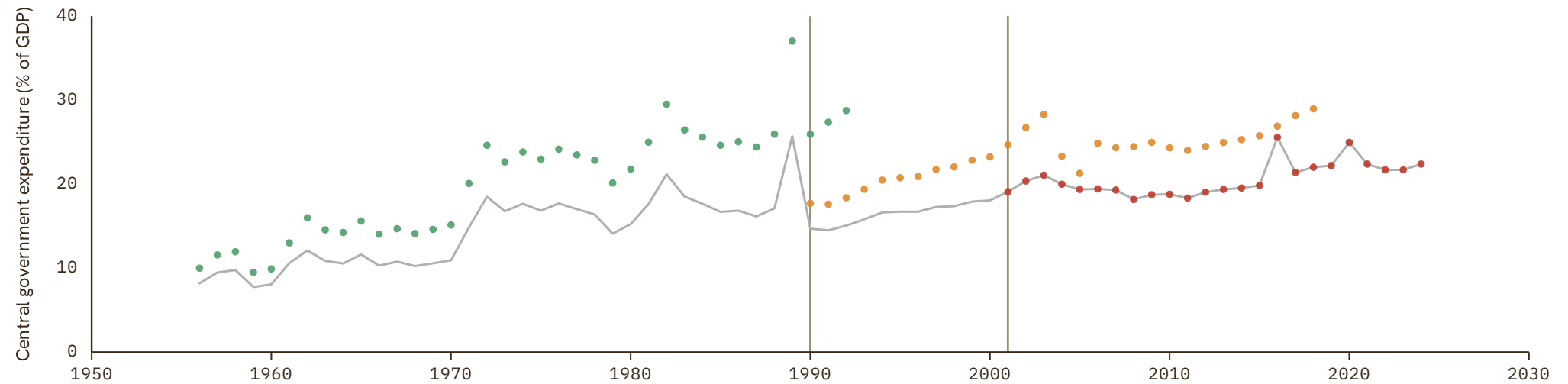
UNIT
in %

1 Source composition

SOURCE	CODE	TIME SPAN	NOTES
Brian Mitchell (2013)	Mitchell	1956 - 1989	Ratio-spliced using overlapping data in 1990: (ratio = 100%).
United Nations (2024)	ECLAC	1990 - 2000	Ratio-spliced using overlapping data in 2001: (ratio = 100%).
International Monetary Fund (2024)	IMF GFS	2001 - 2024	Baseline source, overlaps with anchor year 2015.

2 Harmonised series

— GMD estimate | Source change ● ECLAC ● IMF GFS ● Mitchell



Uzbekistan

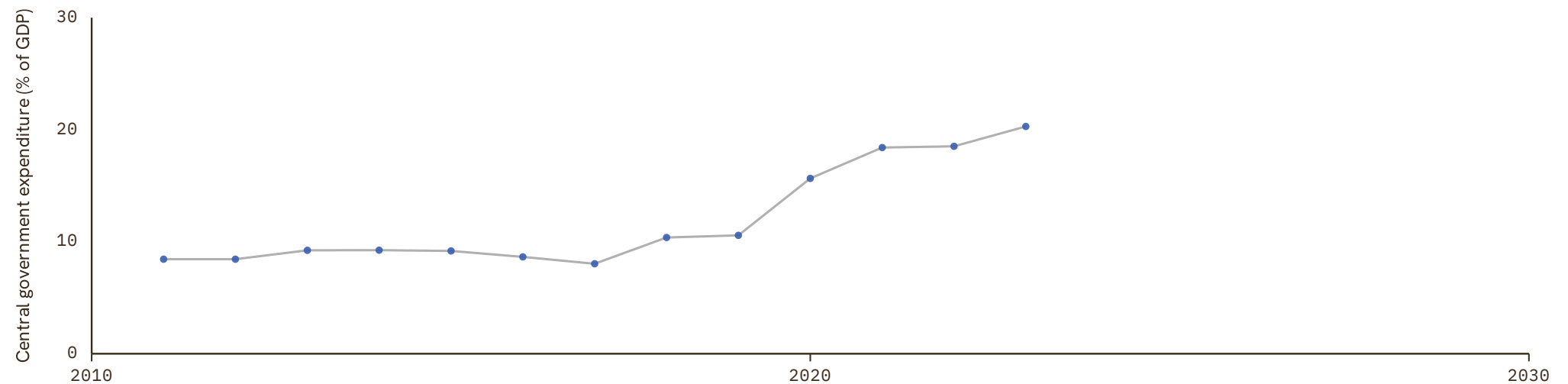
COVERAGE
2011–2023UNIT
in %

1 Source composition

SOURCE	CODE	TIME SPAN	NOTES
International Monetary Fund (2024)	IMF GFS	2011 - 2023	Baseline source, overlaps with anchor year 2015.

2 Harmonised series

— GMD estimate ● IMF GFS



Venezuela

COVERAGE
1950–2014

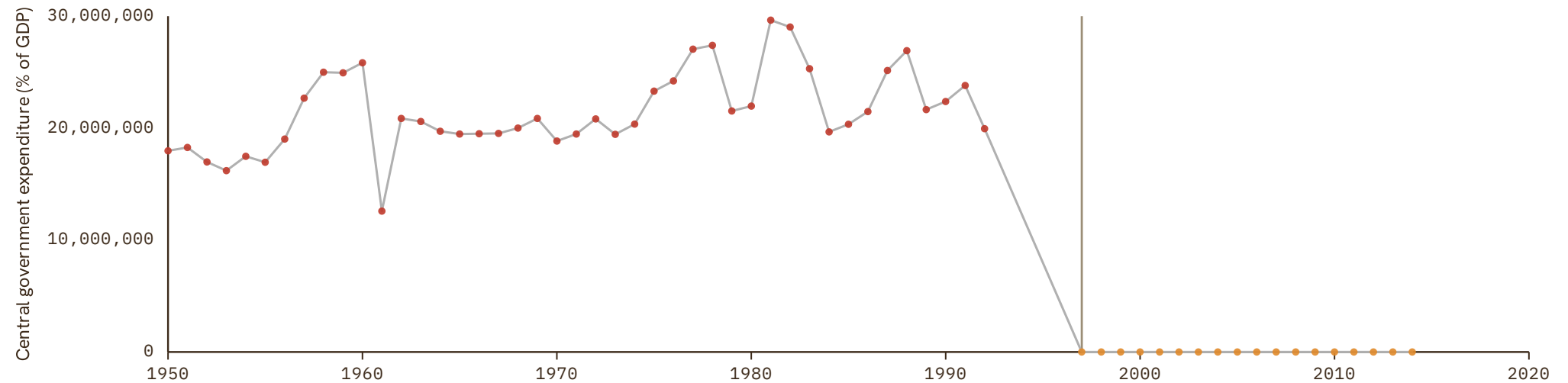
UNIT
in %

1 Source composition

SOURCE	CODE	TIME SPAN	NOTES
Brian Mitchell (2013)	Mitchell	1950 - 1992	Ratio-spliced using overlapping data in 1993: (ratio = 100%).
United Nations (2024)	ECLAC	1997 - 2014	Ratio-spliced using overlapping data in 2015: (ratio = 100%).

2 Harmonised series

— GMD estimate | Source change ● ECLAC ● Mitchell



Zambia

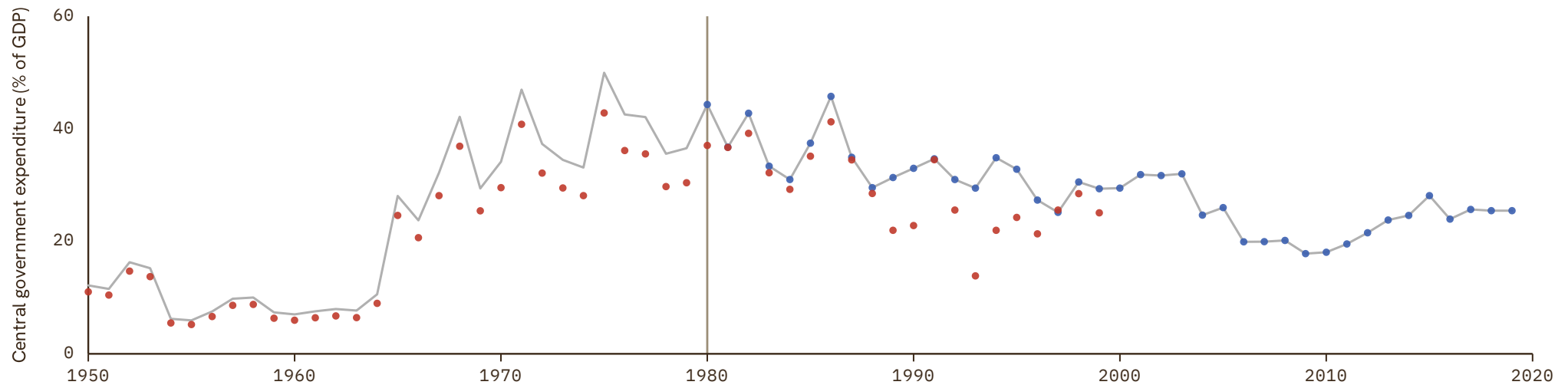
COVERAGE	UNIT
1950–2019	in %

1 Source composition

SOURCE	CODE	TIME SPAN	NOTES
Brian Mitchell (2013)	Mitchell	1950 - 1979	Ratio-spliced using overlapping data in 1980: (ratio = 100%).
African Development Bank (2018)	AFDB	1980 - 2019	Baseline source, overlaps with anchor year 2015.

2 Harmonised series

— GMD estimate | Source change ● AFDB ● Mitchell



Zimbabwe

COVERAGE
1990–2019

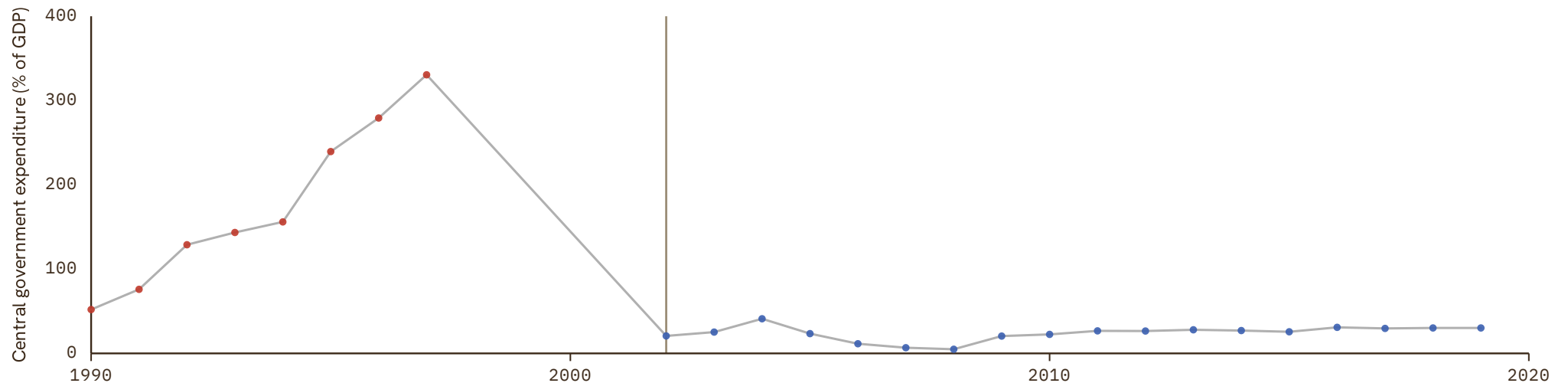
UNIT
in %

1 Source composition

SOURCE	CODE	TIME SPAN	NOTES
International Monetary Fund (2024)	IMF GFS	1990 - 1997	Ratio-spliced using overlapping data in 1998: (ratio = 100%).
African Development Bank (2018)	AFDB	2002 - 2019	Baseline source, overlaps with anchor year 2015.

2 Harmonised series

— GMD estimate | Source change ● AFDB ● IMF GFS



Andorra

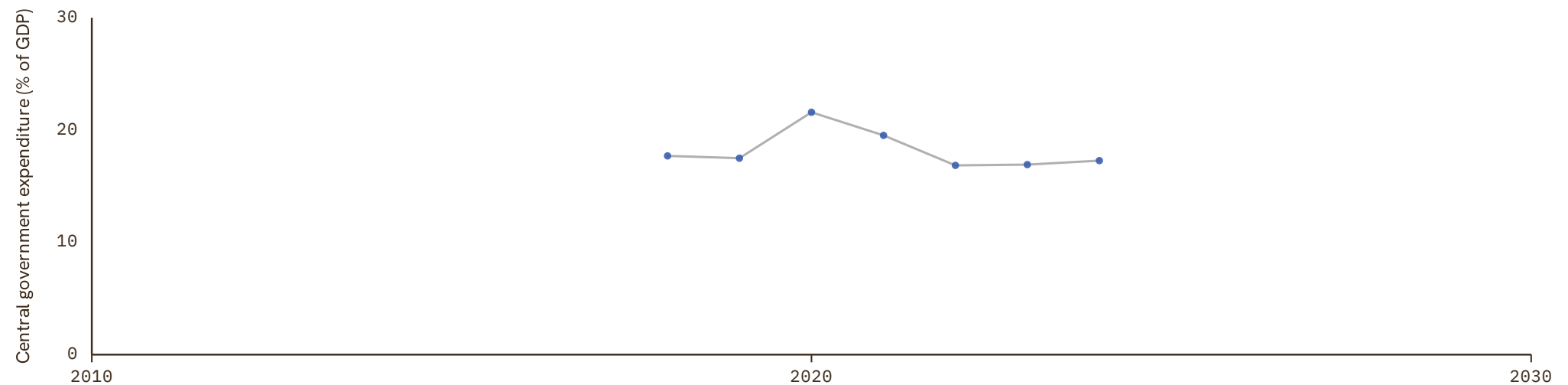
COVERAGE
2018–2024UNIT
in %

1 Source composition

SOURCE	CODE	TIME SPAN	NOTES
International Monetary Fund (2024)	IMF GFS	2018 - 2024	Ratio-spliced using overlapping data in 2025: (ratio = 100%).

2 Harmonised series

— GMD estimate ● IMF GFS



Comoros

COVERAGE
1980–2021

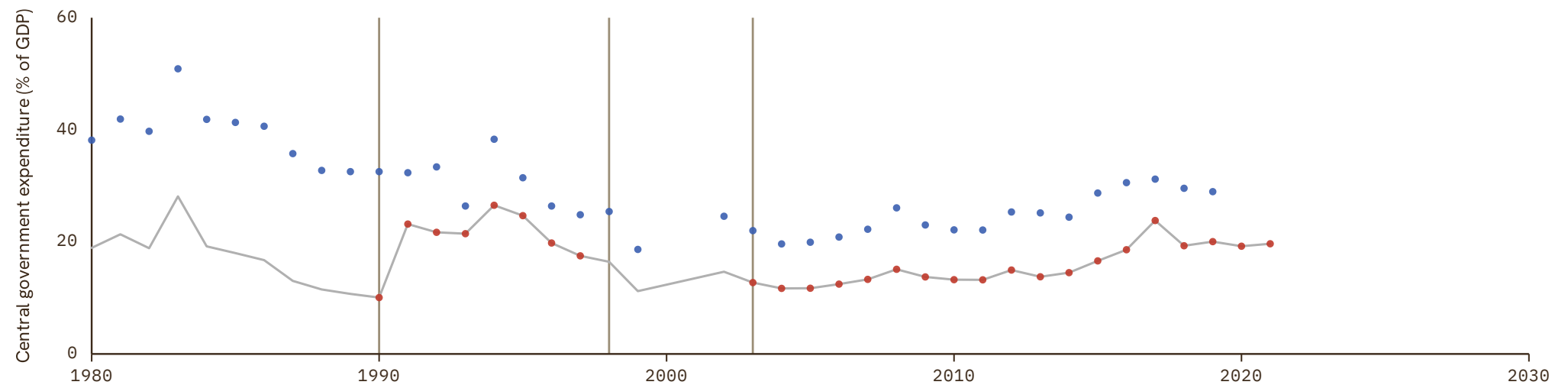
UNIT
in %

1 Source composition

SOURCE	CODE	TIME SPAN	NOTES
African Development Bank (2018)	AFDB	1980 - 1989	Ratio-spliced using overlapping data in 1990: (ratio = 100%).
African Union (2024)	AFRISTAT	1990 - 1997	Ratio-spliced using overlapping data in 1998: (ratio = 100%).
African Development Bank (2018)	AFDB	1998 - 2002	Ratio-spliced using overlapping data in 2003: (ratio = 100%).
African Union (2024)	AFRISTAT	2003 - 2021	Baseline source, overlaps with anchor year 2015.

2 Harmonised series

— GMD estimate | Source change ● AFDB ● AFRISTAT



Kiribati

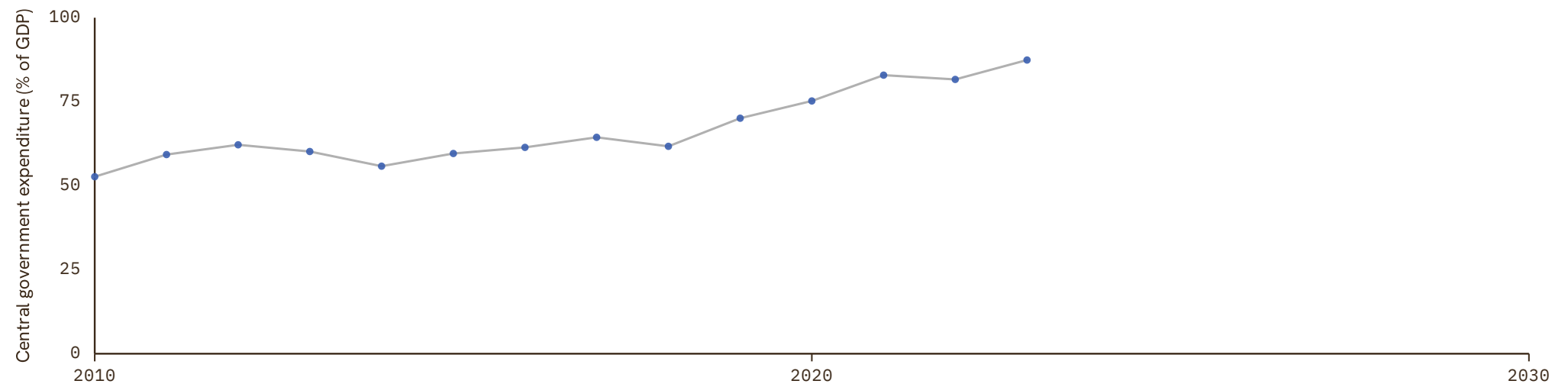
COVERAGE
2010–2023UNIT
in %

1 Source composition

SOURCE	CODE	TIME SPAN	NOTES
International Monetary Fund (2024)	IMF GFS	2010 - 2023	Baseline source, overlaps with anchor year 2015.

2 Harmonised series

— GMD estimate ● IMF GFS



Macau

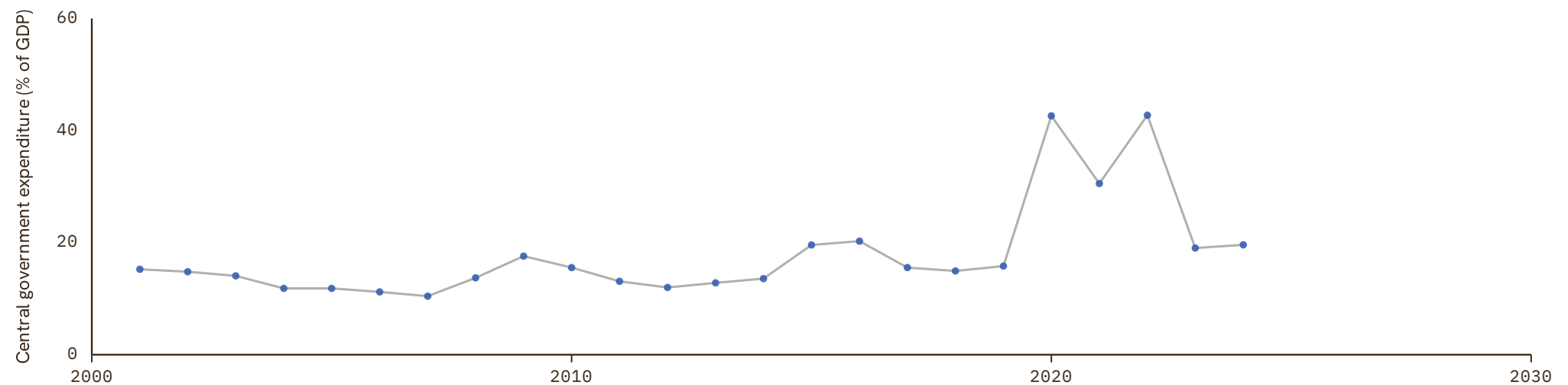
COVERAGE
2001–2024UNIT
in %

1 Source composition

SOURCE	CODE	TIME SPAN	NOTES
International Monetary Fund (2024)	IMF GFS	2001 - 2024	Baseline source, overlaps with anchor year 2015.

2 Harmonised series

— GMD estimate ● IMF GFS



Marshall Islands

COVERAGE
2008–2018

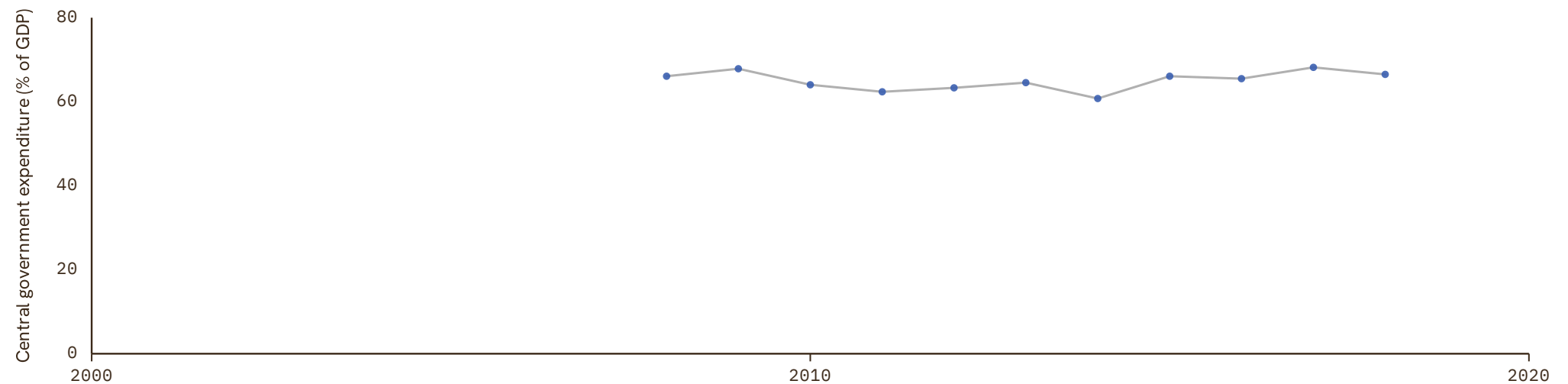
UNIT
in %

1 Source composition

SOURCE	CODE	TIME SPAN	NOTES
International Monetary Fund (2024)	IMF GFS	2008 - 2018	Baseline source, overlaps with anchor year 2015.

2 Harmonised series

— GMD estimate ● IMF GFS



Nauru

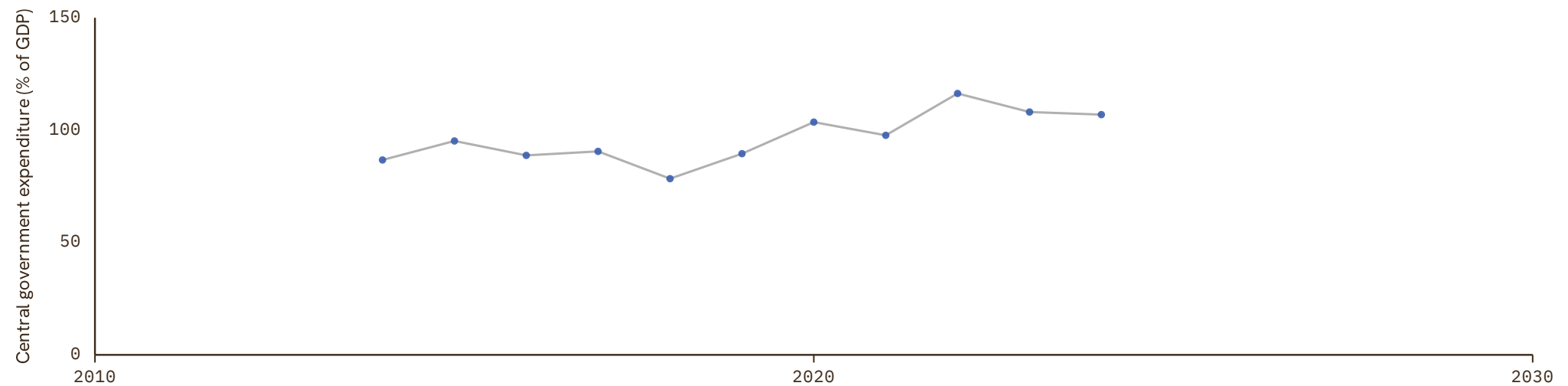
COVERAGE
2014–2024UNIT
in %

1 Source composition

SOURCE	CODE	TIME SPAN	NOTES
International Monetary Fund (2024)	IMF GFS	2014 - 2024	Baseline source, overlaps with anchor year 2015.

2 Harmonised series

— GMD estimate ● IMF GFS



Palau

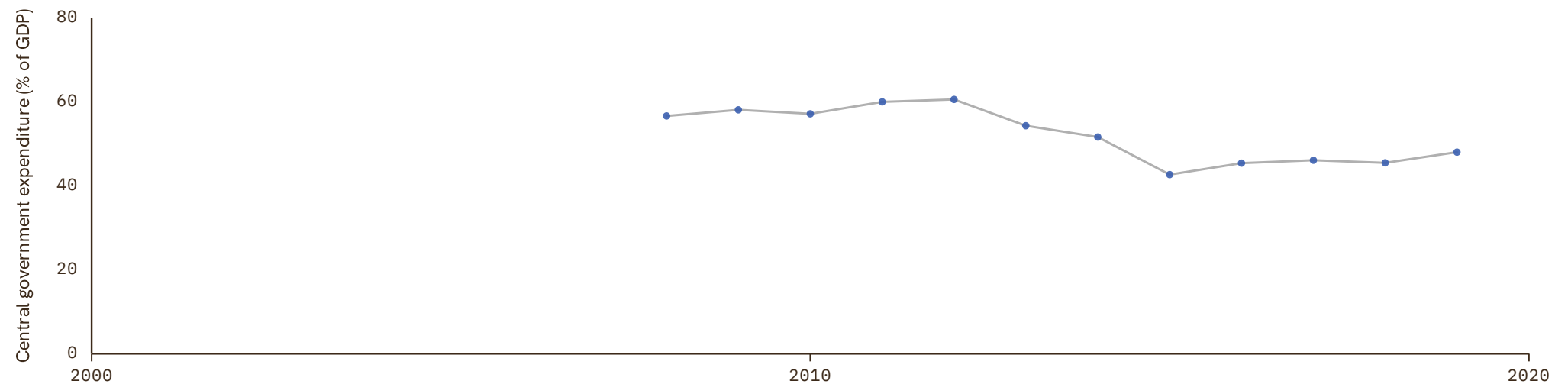
COVERAGE
2008–2019UNIT
in %

1 Source composition

SOURCE	CODE	TIME SPAN	NOTES
International Monetary Fund (2024)	IMF GFS	2008 - 2019	Baseline source, overlaps with anchor year 2015.

2 Harmonised series

— GMD estimate ● IMF GFS



Saint Vincent and the Grenadines


COVERAGE
1990–2016UNIT
in %

1 Source composition

SOURCE	CODE	TIME SPAN	NOTES
United Nations (2024)	ECLAC	1990 - 2016	Baseline source, overlaps with anchor year 2015.

2 Harmonised series

— GMD estimate ● ECLAC



Samoa

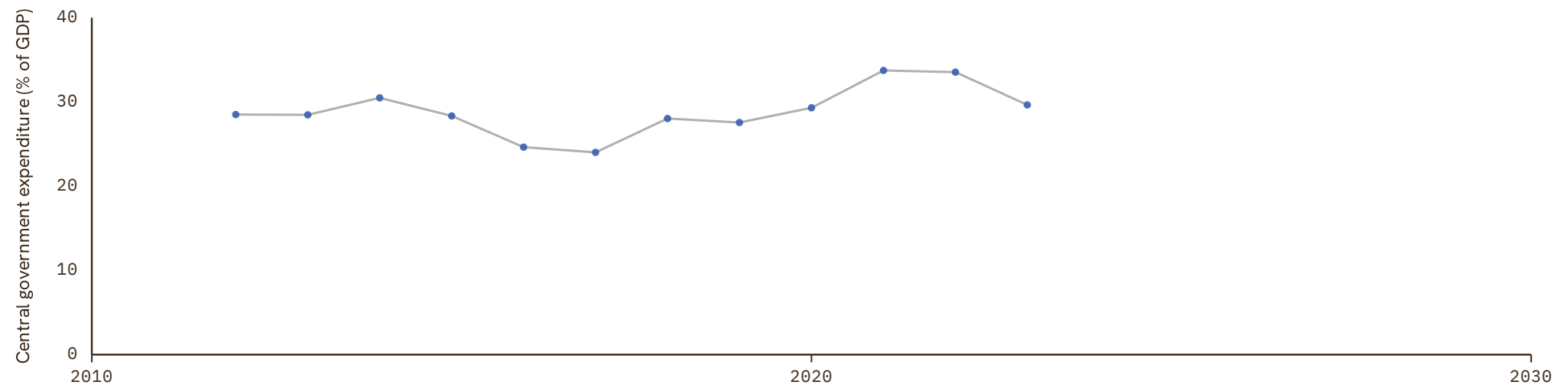
COVERAGE
2012–2023UNIT
in %

1 Source composition

SOURCE	CODE	TIME SPAN	NOTES
International Monetary Fund (2024)	IMF GFS	2012 - 2023	Baseline source, overlaps with anchor year 2015.

2 Harmonised series

— GMD estimate ● IMF GFS



San Marino

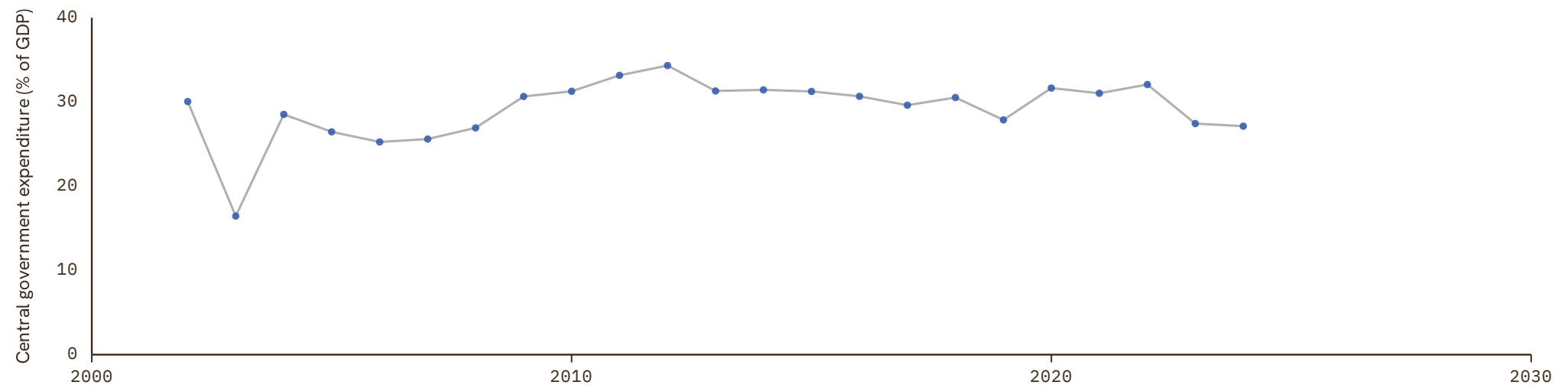
COVERAGE
2002–2024UNIT
in %

1 Source composition

SOURCE	CODE	TIME SPAN	NOTES
International Monetary Fund (2024)	IMF GFS	2002 - 2024	Baseline source, overlaps with anchor year 2015.

2 Harmonised series

— GMD estimate ● IMF GFS



Vanuatu

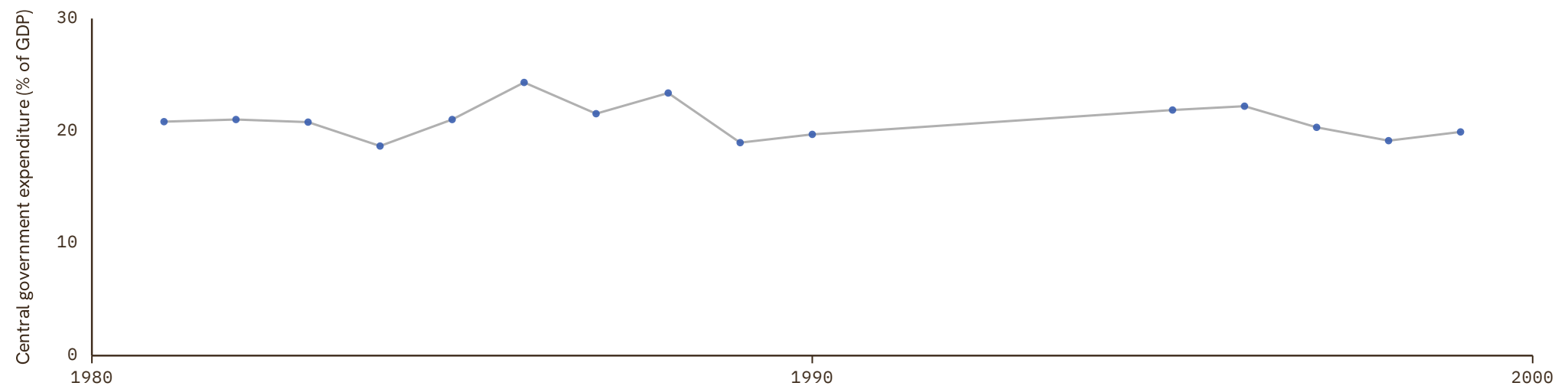
COVERAGE
1981–1999UNIT
in %

1 Source composition

SOURCE	CODE	TIME SPAN	NOTES
International Monetary Fund (2024)	IMF GFS	1981 - 1999	Ratio-spliced using overlapping data in 2000: (ratio = 100%).

2 Harmonised series

— GMD estimate ● IMF GFS



References

-
- AAL** Arroyo Abad, Leticia and Lindert, Peter H. and others (2015). Latin American Fiscal History: Country Budget Datasets (Argentina, Colombia, Costa Rica, Peru, Uruguay). <https://gpih.ucdavis.edu/Government.htm>
-
- AFDB** African Development Bank (2018). AFDB Socio Economic Database. <https://dataportal.opendataforafrica.org/nbyenxf/afdb-socio-economic-database-1960-2022>
-
- AFRISTAT** African Union (2024). AFRISTAT: The Economic and Statistical Observatory for Sub-Saharan Africa. <https://afristat.opendataforafrica.org>
-
- BCEAO** BCEAO (2024). La Base des Données Economiques et Financières. <https://www.bceao.int/fr/content/la-base-des-donnees-economiques-et-financieres>
-
- CS1_CAN** Statistics Canada (2024). Historical Statistics of Canada: Section F: Gross National Product, the Capital Stock, and Productivity. <https://www150.statcan.gc.ca/n1/pub/11-516-x/sectionf/4057751-eng.htm>
-
- CS1_COL** Banco de la República, Colombia (2024). Series Estadísticas Históricas. Banco de la República de Colombia. <https://uba.banrep.gov.co/htmlcommons/SeriesHistoricas/>
-
- CS1_GBR** Thomas, Ryland and Hills, Sally and Dimsdale, Nicholas (2010). The UK Recession in Context — What Do Three Centuries of Data Tell Us?. <https://ideas.repec.org/a/boe/qbullt/0032.html>
-
- CS1_HKG** Hong Kong Institute (2024). Hong Kong Economic History Database. Hong Kong Institute for Monetary and Financial Research. <https://www.aof.org.hk/research/HKIMR/publications-and-research/hong-kong-economic-history-database>
-
- CS1_MEX** Martín Moreno, Sergio (curator) (2026). Archivo de Historia Económica de México — Base de Datos Histórica Siglo XX, 1876-2025. File ABASEXX01.xlsx (Base de datos general). <https://archivohistoriaeconomicamexico.com/basededatos.aspx>
-
- CS1_NZL** NZ Inst. Economic Research (2026). Data1850: Long-Run Statistics for New Zealand. <https://nziershinyapps.io/data1850/>
-
- CS1_SWE** Schön, Lennart and Krantz, Olle (2017). Swedish Historical National Accounts 1300-2020. School of Economics and Management, Lund University. <https://www.lusem.lu.se/economic-history/databases/economic-history-data/swedish-historical-national-accounts>
-
- CS1_USA** Fed. Reserve Bank of St. Louis (2024). Federal Reserve Economic Data. <https://fred.stlouisfed.org/>
-
- CS1_ZAF** South African Reserve Bank (2024). South African Reserve Bank Official Website. <https://www.resbank.co.za>
-
- CS2_BOL** Peres-Cajias, Jose Alejandro (2014). Bolivian Public Finances, 1882-2010. The Challenge to Make Social Spending Sustainable. <https://joseperescajias.com/data/>
-
- CS2_COL** Banco de la República, Colombia (2026). Series Estadísticas Históricas — Unidad de Bases de Datos Apertura (UBA). Banco de la República de Colombia. <https://uba.banrep.gov.co>
-
- CS2_NLD** CBS and Univ. Groningen (2001). Tweehonderd jaar statistiek in tijdreeksen 1800-1999. .
-
- CS2_USA** Carter, Susan B. and Gartner, Scott S. and Haines, Michael R. and Olmstead, Alan L. and Sutch, Richard and Wright, Gavin (2006). Historical Statistics of the United States: Millennial Edition. Cambridge University Press New York.
-
- CS3_AUS** Foster, R. A. (1996). Australian Economic Statistics 1949-50 to 1994-95. Reserve Bank of Australia. <https://www.rba.gov.au/statistics/frequency/occ-paper-8.html>
-
- CS3_forecast_KOR** CS3 forecast KOR
-
- CS3_KOR** Min. of Economy and Finance, Korea (2026). Open Fiscal Data. <https://www.openfiscaldata.go.kr/op/en/us/UOPENUSA02>
-

References

ECLAC United Nations (2024). Economic Commission for Latin America and the Caribbean Statistics. <https://www.cepal.org/en>

EUS Eurostat (2025). Eurostat Database. .

IMF_GFS International Monetary Fund (2024). Government Finance Statistics. <https://data.imf.org/?sk=a0867067-d23c-4ebc-ad23-d3b015045405>

JST Jordá, Óscar and Schularick, Moritz and Taylor, Alan M. (2017). Macroeconomic History and the New Business Cycle Facts. <https://ideas.repec.org/a/ucp/macann/doi10.1086-690241.html>

MD Cox, Gary W and Dincecco, Mark (2021). The Budgetary Origins of Fiscal-Military Prowess. The University of Chicago Press Chicago, IL. <https://dataverse.harvard.edu/dataset.xhtml?persistentId=doi:10.7910/DVN/EVCSCQ>

Mitchell Brian Mitchell (2013). International Historical Statistics. Palgrave Macmillan London. <https://doi.org/10.1057/978-1-137-30568-8>

NBS National Bank of Serbia (2024). South-Eastern European Monetary and Economic Statistics from the 19th Century to World War II. <https://www.nbs.rs/en/drugi-nivo-navigacije/publikacije-i-istrazivanja/seemhn/seemhn-dctf/>

SECMCA Consejo Monetario Centroamericano (2026). SECMCA Public API and Estadísticas Macroeconómicas Históricas 1960-2017. https://secmca-api.secmca.org/simafir_api/ws/swagger-ui/index.html

SECMCA_HIST Consejo Monetario Centroamericano (2017). Estadísticas Macroeconómicas Históricas 1960-2017. Per-country Excel workbooks (CR/DO/GT/HN/NI/SV) plus the regional comparative file COMPARATIVO_PAISES.xlsx. <https://www.secmca.org/estadisticas-historicas-1960-2017/>
