

Central Government Revenue To GDP

in %

RELEASE

2026_07

COVERAGE

1689 – 2026

CENTRAL GOVERNMENT REVENUE IN PERCENT OF GDP (%)

Afghanistan	10
Albania	11
Algeria	12
Angola	13
Argentina	14
Armenia	15
Australia	16
Austria	17
Azerbaijan	18
Bahamas	19
Bahrain	20
Bangladesh	21
Barbados	22
Belarus	23
Belgium	24
Benin	25
Bolivia	26
Bosnia and Herzegovina	27
Botswana	28
Brazil	29
Bulgaria	30
Burkina Faso	31
Burundi	32
Cambodia	33

CENTRAL GOVERNMENT REVENUE IN PERCENT OF GDP (%)

Cameroon	34
Canada	35
Cape Verde	36
Central African Republic	37
Chad	38
Chile	39
China	40
Colombia	41
Costa Rica	42
Croatia	43
Cuba	44
Cyprus	45
Czech Republic	46
Denmark	47
Djibouti	48
Dominican Republic	49
Ecuador	50
Egypt	51
El Salvador	52
Equatorial Guinea	53
Eritrea	54
Estonia	55
Eswatini	56
Ethiopia	57

CENTRAL GOVERNMENT REVENUE IN PERCENT OF GDP (%)

Fiji	58
Finland	59
France	60
Gabon	61
Gambia	62
Georgia	63
Germany	64
Ghana	65
Greece	66
Guatemala	67
Guinea	68
Guinea-Bissau	69
Guyana	70
Haiti	71
Honduras	72
Hong Kong	73
Hungary	74
Iceland	75
India	76
Indonesia	77
Iran	78
Iraq	79
Ireland	80
Israel	81

CENTRAL GOVERNMENT REVENUE IN PERCENT OF GDP (%)

Italy	82
Ivory Coast	83
Jamaica	84
Japan	85
Jordan	86
Kazakhstan	87
Kenya	88
Kuwait	89
Kyrgyzstan	90
Latvia	91
Lebanon	92
Lesotho	93
Liberia	94
Libya	95
Lithuania	96
Luxembourg	97
Macedonia	98
Madagascar	99
Malawi	100
Malaysia	101
Maldives	102
Mali	103
Malta	104
Mauritania	105

CENTRAL GOVERNMENT REVENUE IN PERCENT OF GDP (%)

Mauritius	106
Mexico	107
Moldova	108
Mongolia	109
Morocco	110
Mozambique	111
Myanmar	112
Namibia	113
Nepal	114
Netherlands	115
New Zealand	116
Nicaragua	117
Niger	118
Nigeria	119
Norway	120
Pakistan	121
Palestine	122
Panama	123
Paraguay	124
Peru	125
Philippines	126
Poland	127
Portugal	128
Puerto Rico	129

CENTRAL GOVERNMENT REVENUE IN PERCENT OF GDP (%)

Republic of the Congo	130
Romania	131
Russian Federation	132
Rwanda	133
Sao Tome and Principe	134
Saudi Arabia	135
Senegal	136
Serbia	137
Seychelles	138
Sierra Leone	139
Singapore	140
Slovakia	141
Slovenia	142
Somalia	143
South Africa	144
South Korea	145
Spain	146
Sri Lanka	147
Sudan	148
Sweden	149
Switzerland	150
Syria	151
Taiwan	152
Tajikistan	153

CENTRAL GOVERNMENT REVENUE IN PERCENT OF GDP (%)

Tanzania	154
Thailand	155
Timor-Leste	156
Togo	157
Trinidad and Tobago	158
Tunisia	159
Turkey	160
Uganda	161
Ukraine	162
United Arab Emirates	163
United Kingdom	164
United States	165
Uruguay	166
Uzbekistan	167
Venezuela	168
Zambia	169
Zimbabwe	170
Andorra	171
Comoros	172
Kiribati	173
Macau	174
Marshall Islands	175
Nauru	176
Palau	177

CENTRAL GOVERNMENT REVENUE IN PERCENT OF GDP (%)

Saint Vincent and the Grenadines	178
Samoa	179
San Marino	180
Vanuatu	181
References	182

Afghanistan

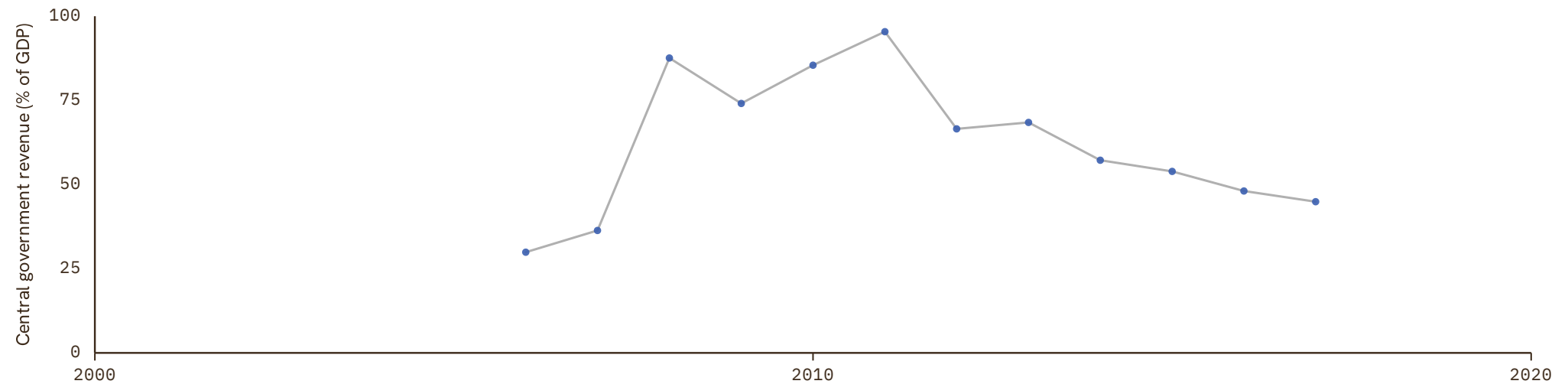
COVERAGE
2006–2017UNIT
in %

1 Source composition

SOURCE	CODE	TIME SPAN	NOTES
International Monetary Fund (2024)	IMF GFS	2006 - 2017	Baseline source, overlaps with anchor year 2015.

2 Harmonised series

— GMD estimate ● IMF GFS



Albania

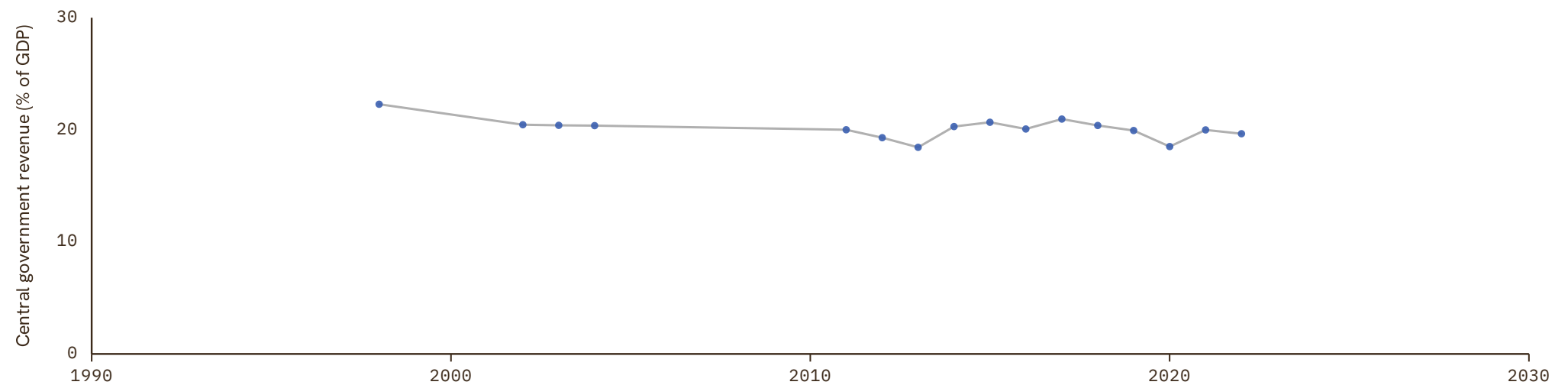
COVERAGE
1998–2022UNIT
in %

1 Source composition

SOURCE	CODE	TIME SPAN	NOTES
International Monetary Fund (2024)	IMF GFS	1998 - 2022	Baseline source, overlaps with anchor year 2015.

2 Harmonised series

— GMD estimate ● IMF GFS



Algeria

COVERAGE
1950–2019

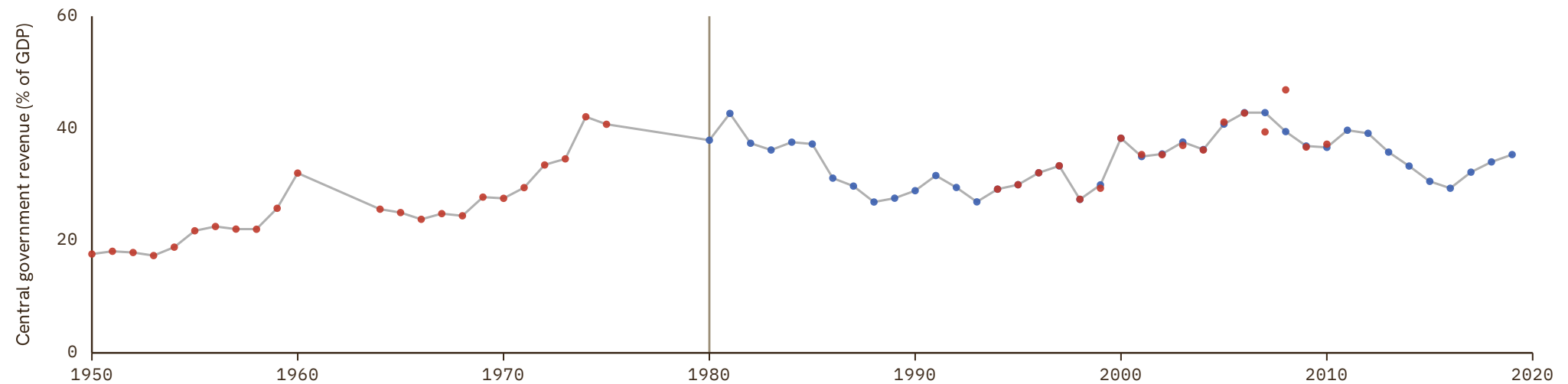
UNIT
in %

1 Source composition

SOURCE	CODE	TIME SPAN	NOTES
Brian Mitchell (2013)	Mitchell	1950 - 1975	Ratio-spliced using overlapping data in 1976: (ratio = 100%).
African Development Bank (2018)	AFDB	1980 - 2019	Baseline source, overlaps with anchor year 2015.

2 Harmonised series

— GMD estimate | Source change ● AFDB ● Mitchell



Angola

COVERAGE
1980–2024

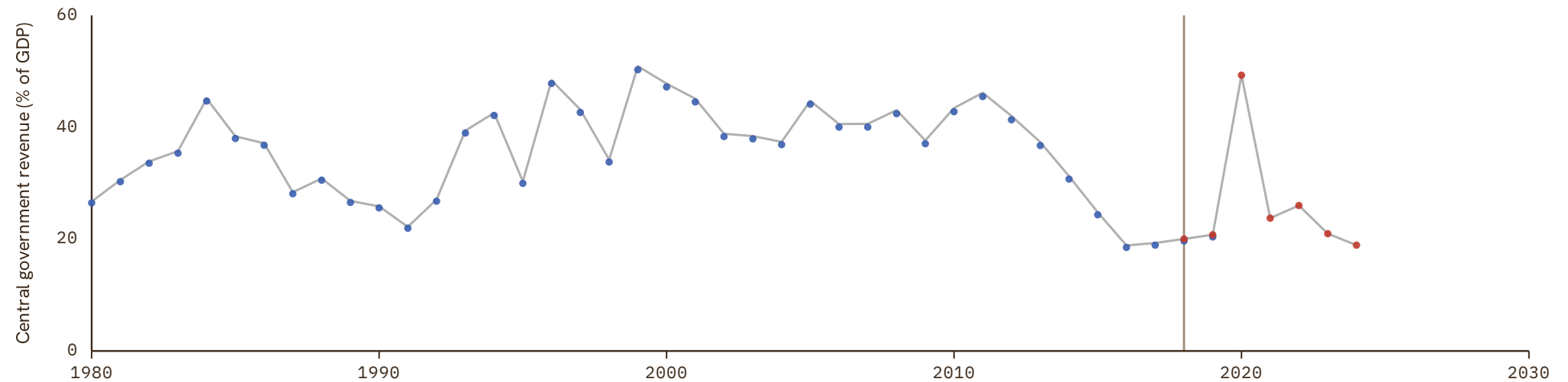
UNIT
in %

1 Source composition

SOURCE	CODE	TIME SPAN	NOTES
African Development Bank (2018)	AFDB	1980 - 2017	Baseline source, overlaps with anchor year 2015.
International Monetary Fund (2024)	IMF GFS	2018 - 2024	Ratio-spliced using overlapping data in 2025: (ratio = 100%).

2 Harmonised series

— GMD estimate | | Source change ● AFDB ● IMF GFS



Argentina

COVERAGE
1884–2024

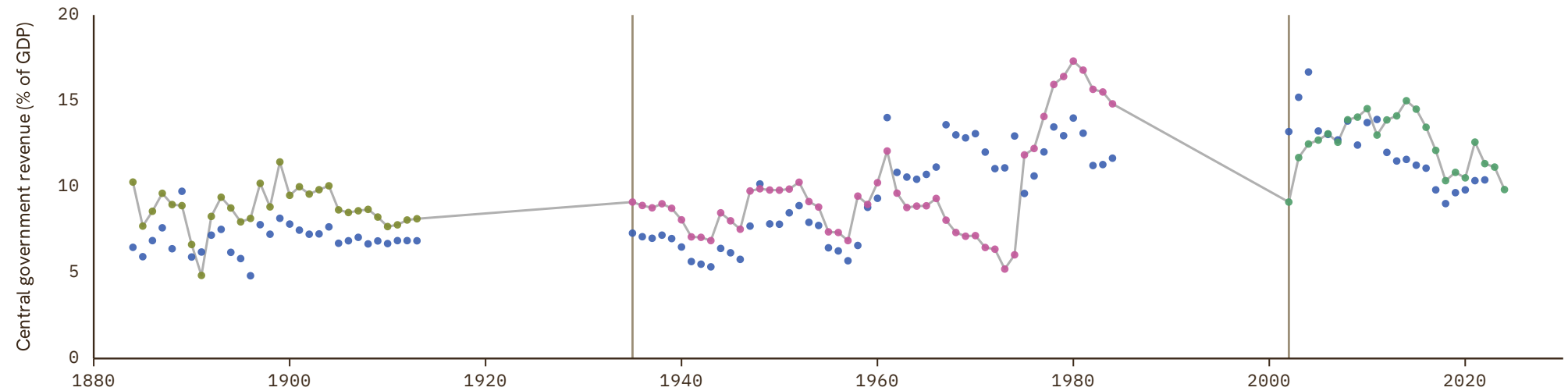
UNIT
in %

1 Source composition

SOURCE	CODE	TIME SPAN	NOTES
Marc Flandreau et al. (2004)	FZ	1884 - 1913	Ratio-spliced using overlapping data in 1914: (ratio = 100%).
Brian Mitchell (2013)	Mitchell	1935 - 1984	Ratio-spliced using overlapping data in 1985: (ratio = 100%).
International Monetary Fund (2024)	IMF GFS	2002 - 2024	Baseline source, overlaps with anchor year 2015.

2 Harmonised series

— GMD estimate | Source change ● ANDERSSON ● FZ ● IMF GFS ● Mitchell



Armenia

COVERAGE

2004–2024

UNIT

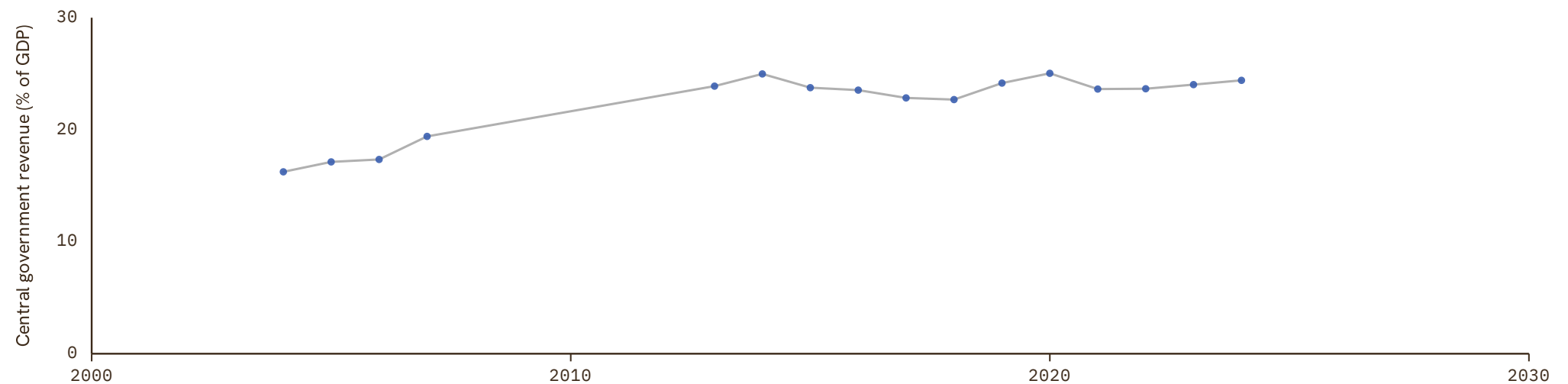
in %

1 Source composition

SOURCE	CODE	TIME SPAN	NOTES
International Monetary Fund (2024)	IMF GFS	2004 - 2024	Baseline source, overlaps with anchor year 2015.

2 Harmonised series

— GMD estimate ● IMF GFS



Australia

COVERAGE
1824–2022

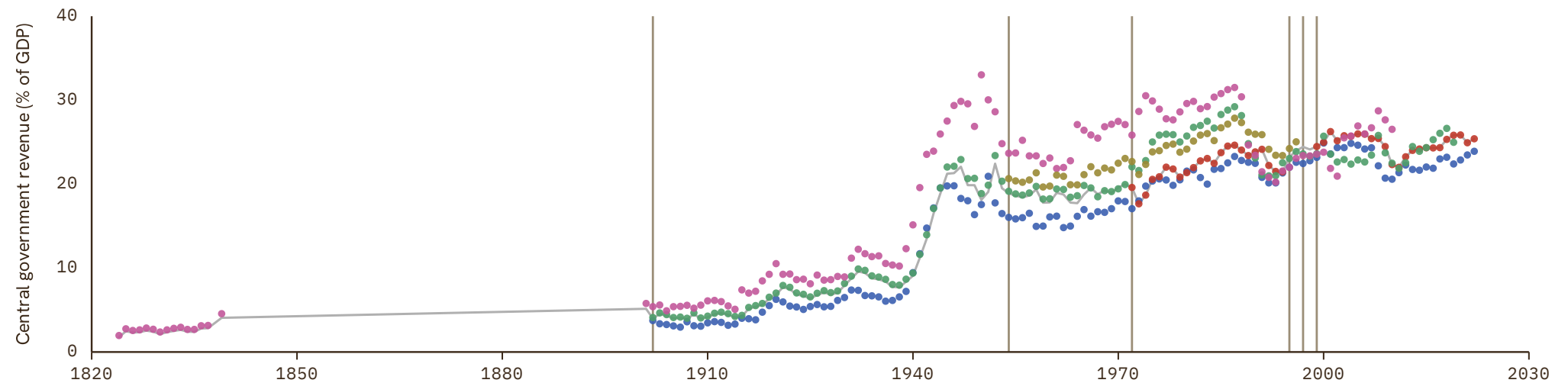
UNIT
in %

1 Source composition

SOURCE	CODE	TIME SPAN	NOTES
Brian Mitchell (2013)	Mitchell	1824 - 1901	Ratio-spliced using overlapping data in 1902: (ratio = 100%).
Jordá et al. (2017)	JST	1902 - 1953	Ratio-spliced using overlapping data in 1954: (ratio = 100%).
Foster (1996)	CS3 AUS	1954 - 1971	Ratio-spliced using overlapping data in 1972: (ratio = 100%).
International Monetary Fund (2024)	IMF GFS	1972 - 1994	Ratio-spliced using overlapping data in 1995: (ratio = 100%).
Foster (1996)	CS3 AUS	1995 - 1996	Ratio-spliced using overlapping data in 1997: (ratio = 100%).
Jordá et al. (2017)	JST	1997 - 1998	Ratio-spliced using overlapping data in 1999: (ratio = 100%).
International Monetary Fund (2024)	IMF GFS	1999 - 2022	Baseline source, overlaps with anchor year 2015.

2 Harmonised series

— GMD estimate | Source change ● ANDERSSON ● IMF GFS ● JST ● Mitchell ● CS3



Austria

COVERAGE
1913–2025

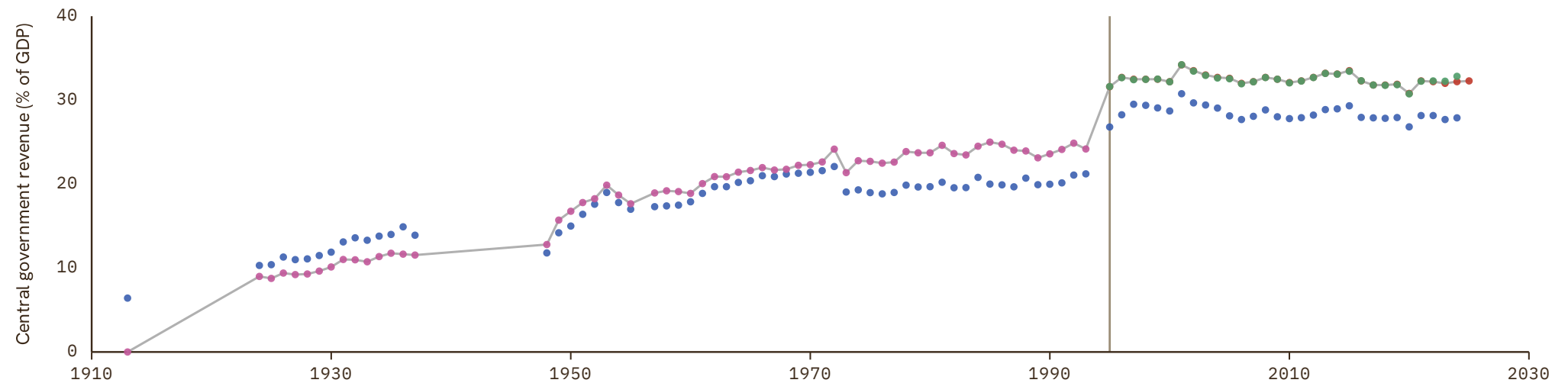
UNIT
in %

1 Source composition

SOURCE	CODE	TIME SPAN	NOTES
Brian Mitchell (2013)	Mitchell	1913 - 1993	Ratio-spliced using overlapping data in 1994: (ratio = 100%).
Eurostat (2025)	EUS	1995 - 2025	Baseline source, overlaps with anchor year 2015.

2 Harmonised series

— GMD estimate | Source change ● ANDERSSON ● EUS ● IMF GFS ● Mitchell



Azerbaijan

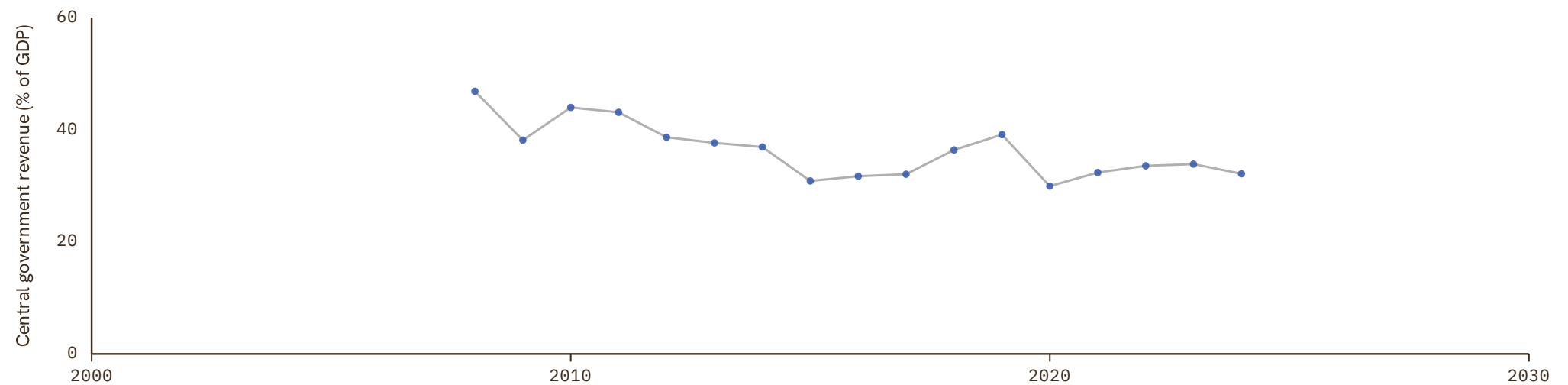
COVERAGE
2008–2024UNIT
in %

1 Source composition

SOURCE	CODE	TIME SPAN	NOTES
International Monetary Fund (2024)	IMF GFS	2008 - 2024	Baseline source, overlaps with anchor year 2015.

2 Harmonised series

— GMD estimate ● IMF GFS



Bahamas

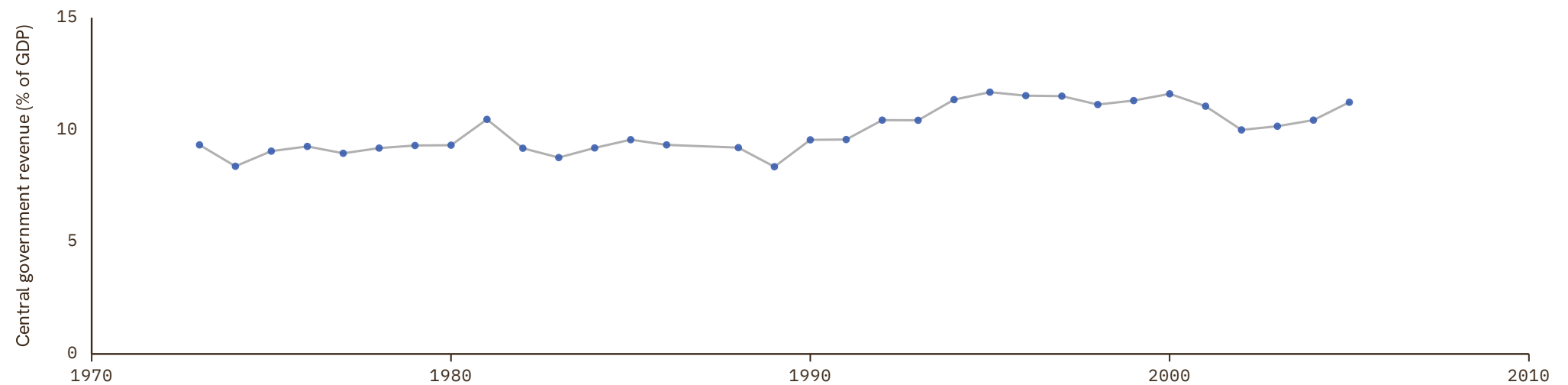
COVERAGE
1973–2005UNIT
in %

1 Source composition

SOURCE	CODE	TIME SPAN	NOTES
International Monetary Fund (2024)	IMF GFS	1973 - 2005	Ratio-spliced using overlapping data in 2006: (ratio = 100%).

2 Harmonised series

— GMD estimate ● IMF GFS



Bahrain

COVERAGE
1990–1996

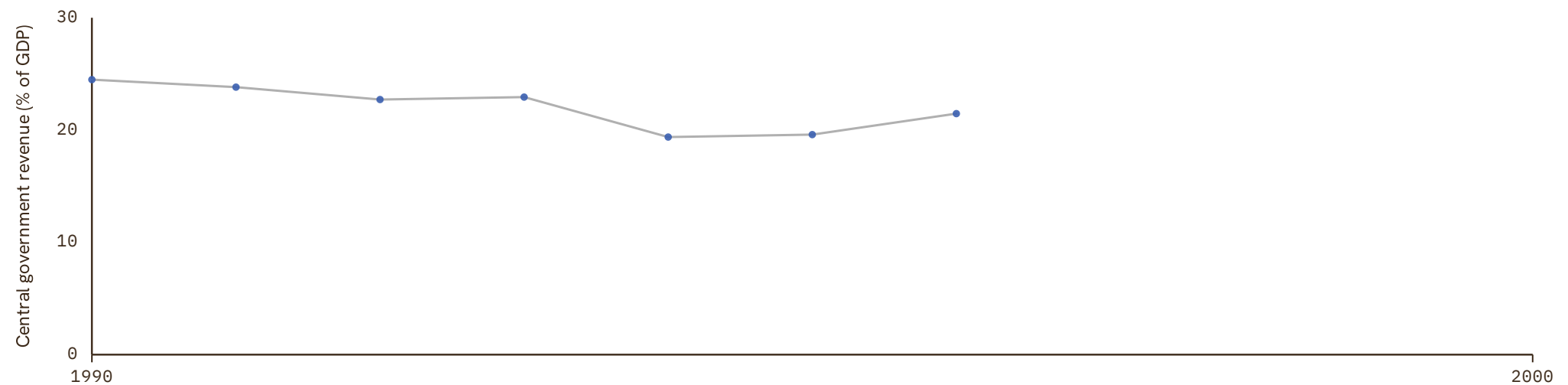
UNIT
in %

1 Source composition

SOURCE	CODE	TIME SPAN	NOTES
International Monetary Fund (2024)	IMF GFS	1990 - 1996	Ratio-spliced using overlapping data in 1997: (ratio = 100%).

2 Harmonised series

— GMD estimate ● IMF GFS



Bangladesh

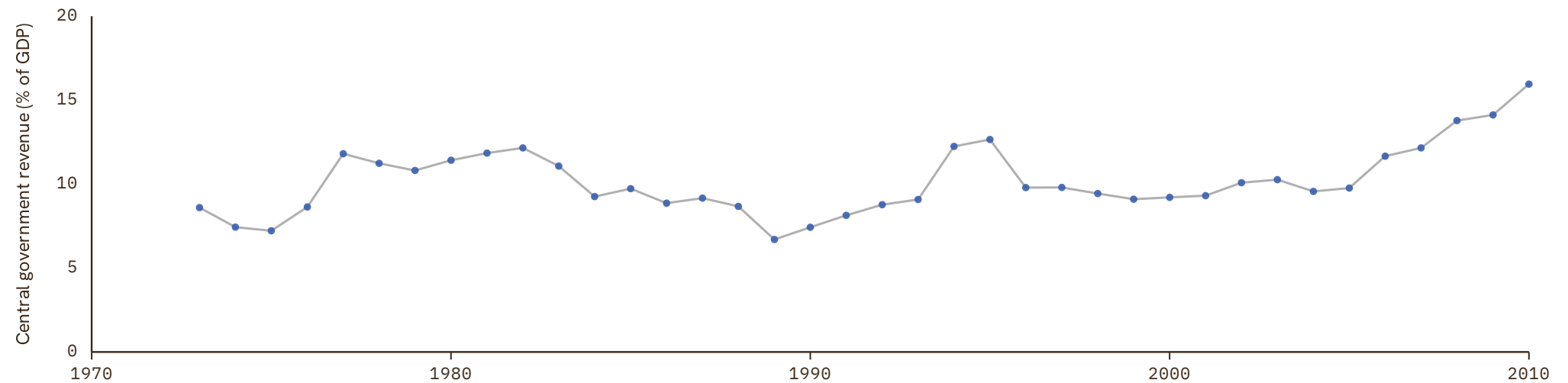
COVERAGE
1973–2010UNIT
in %

1 Source composition

SOURCE	CODE	TIME SPAN	NOTES
Brian Mitchell (2013)	Mitchell	1973 - 2010	Ratio-spliced using overlapping data in 2011: (ratio = 100%).

2 Harmonised series

— GMD estimate ● Mitchell



Barbados

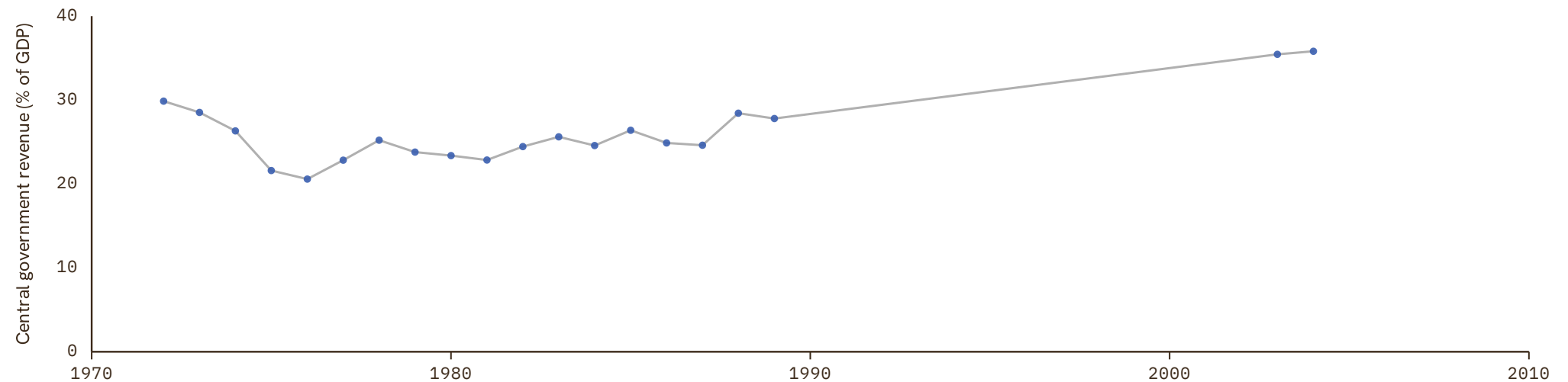
COVERAGE
1972–2004UNIT
in %

1 Source composition

SOURCE	CODE	TIME SPAN	NOTES
International Monetary Fund (2024)	IMF GFS	1972 - 2004	Ratio-spliced using overlapping data in 2005: (ratio = 100%).

2 Harmonised series

— GMD estimate ● IMF GFS



Belarus

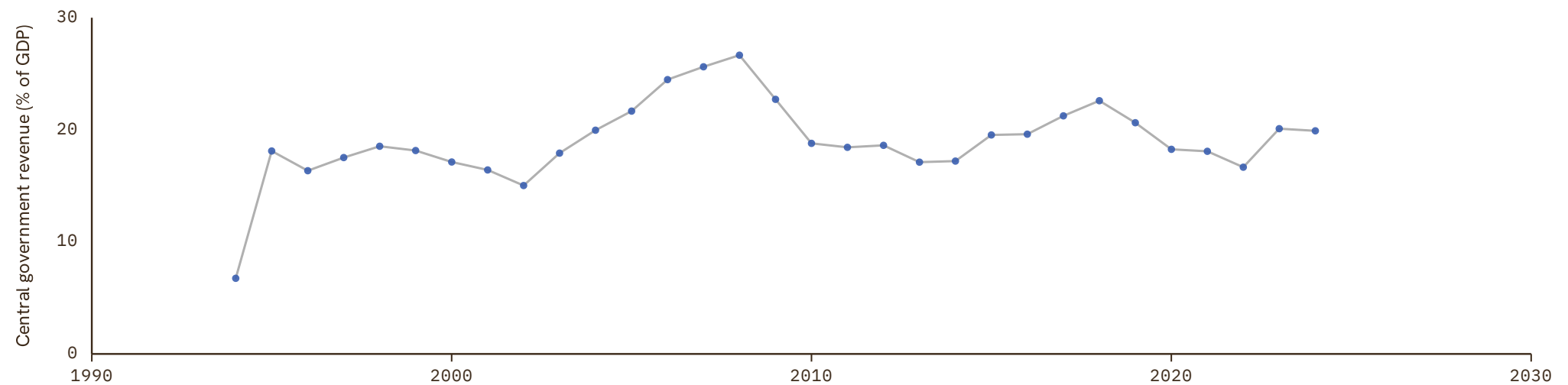
COVERAGE
1994–2024UNIT
in %

1 Source composition

SOURCE	CODE	TIME SPAN	NOTES
International Monetary Fund (2024)	IMF GFS	1994 - 2024	Baseline source, overlaps with anchor year 2015.

2 Harmonised series

— GMD estimate ● IMF GFS



Belgium

COVERAGE
1870–2025

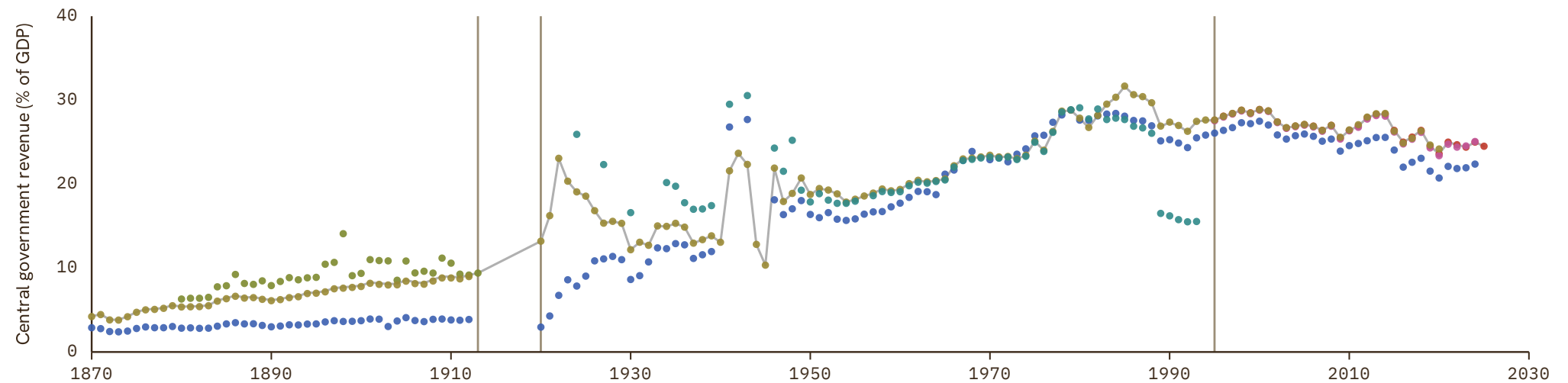
UNIT
in %

1 Source composition

SOURCE	CODE	TIME SPAN	NOTES
Jordá et al. (2017)	JST	1870 - 1912	Ratio-spliced using overlapping data in 1913: (ratio = 100%).
Marc Flandreau et al. (2004)	FZ	1913 - 1913	Ratio-spliced using overlapping data in 1914: (ratio = 100%).
Jordá et al. (2017)	JST	1920 - 1994	Ratio-spliced using overlapping data in 1995: (ratio = 100%).
Eurostat (2025)	EUS	1995 - 2025	Baseline source, overlaps with anchor year 2015.

2 Harmonised series

— GMD estimate | Source change ● ANDERSSON ● EUS ● FZ ● IMF GFS ● JST ● Mitchell



Benin

COVERAGE
1965-2024

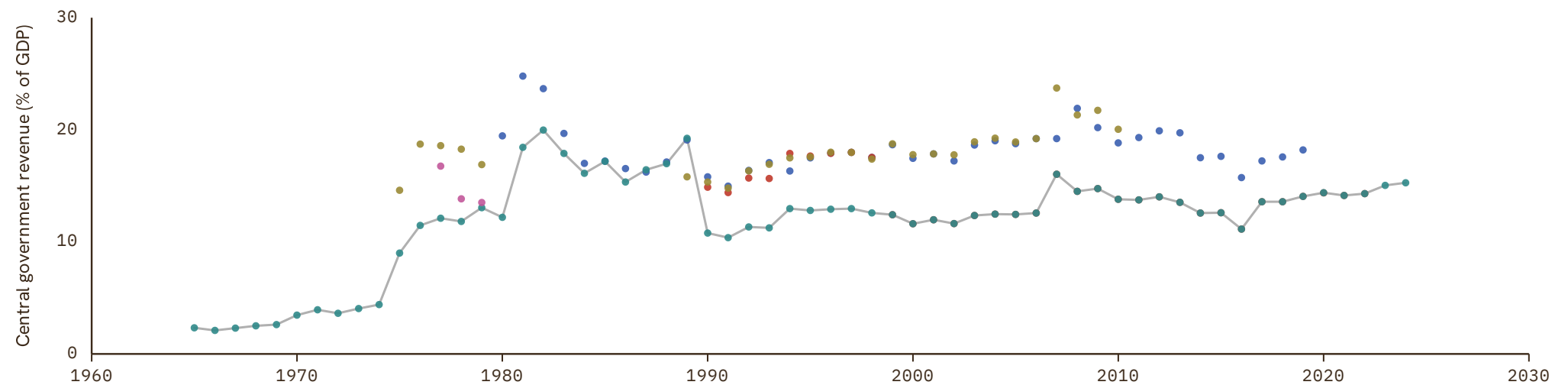
UNIT
in %

1 Source composition

SOURCE	CODE	TIME SPAN	NOTES
BCEAO (2024)	BCEAO	1965 - 2024	Baseline source, overlaps with anchor year 2015.

2 Harmonised series

— GMD estimate ● AFDB ● AFRISTAT ● BCEAO ● IMF GFS ● Mitchell



Bolivia

COVERAGE
1883–2010

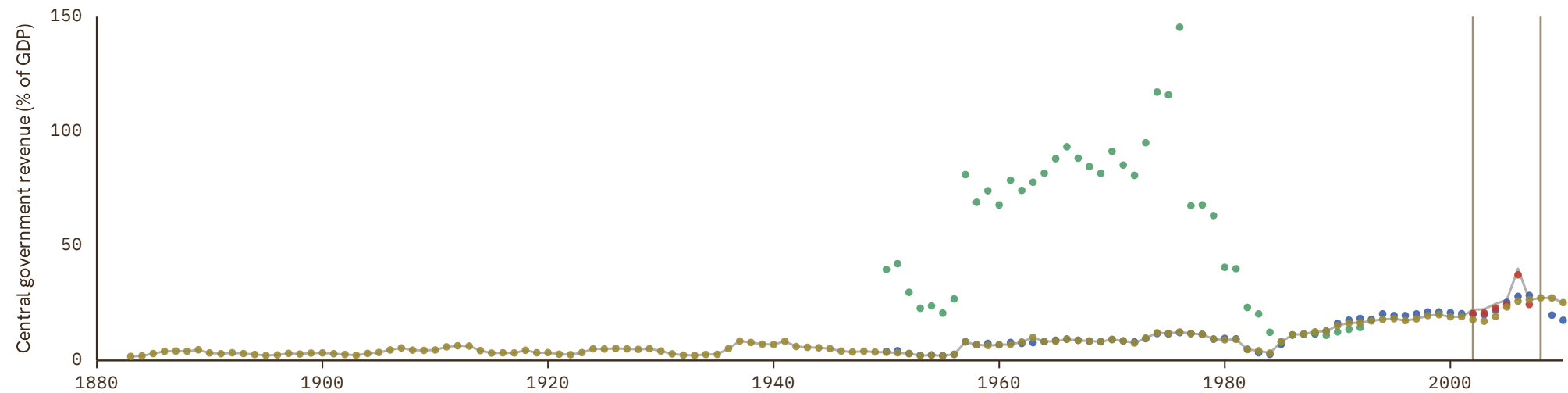
UNIT
in %

1 Source composition

SOURCE	CODE	TIME SPAN	NOTES
Peres-Cajias (2014)	CS2 BOL	1883 - 2001	Ratio-spliced using overlapping data in 2002: (ratio = 100%).
International Monetary Fund (2024)	IMF GFS	2002 - 2007	Ratio-spliced using overlapping data in 2008: (ratio = 100%).
Peres-Cajias (2014)	CS2 BOL	2008 - 2010	Ratio-spliced using overlapping data in 2011: (ratio = 100%).

2 Harmonised series

— GMD estimate | Source change ● ANDERSSON ● IMF GFS ● Mitchell ● CS2



Bosnia and Herzegovina

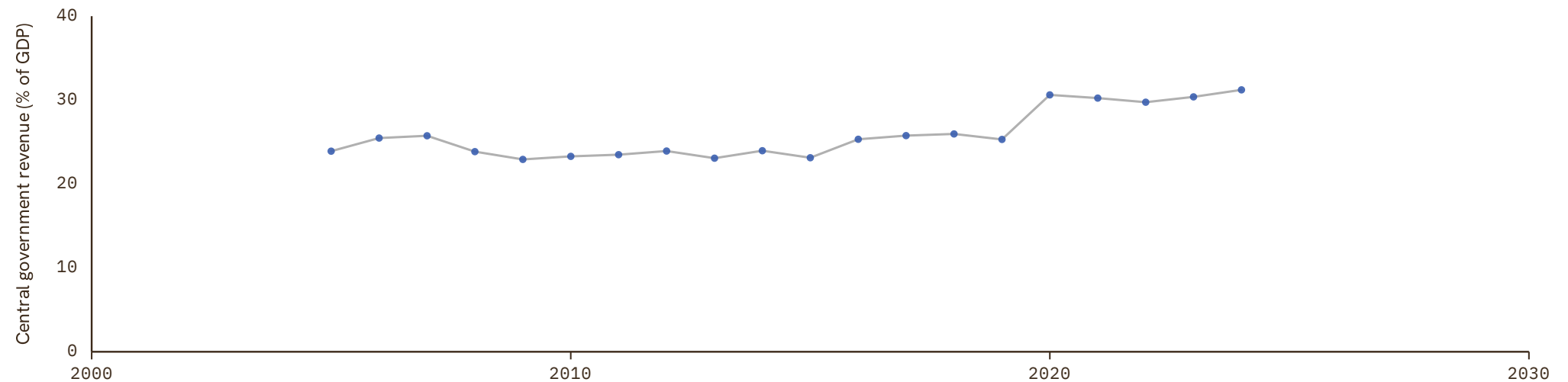
COVERAGE
2005–2024UNIT
in %

1 Source composition

SOURCE	CODE	TIME SPAN	NOTES
International Monetary Fund (2024)	IMF GFS	2005 - 2024	Baseline source, overlaps with anchor year 2015.

2 Harmonised series

— GMD estimate ● IMF GFS



Botswana

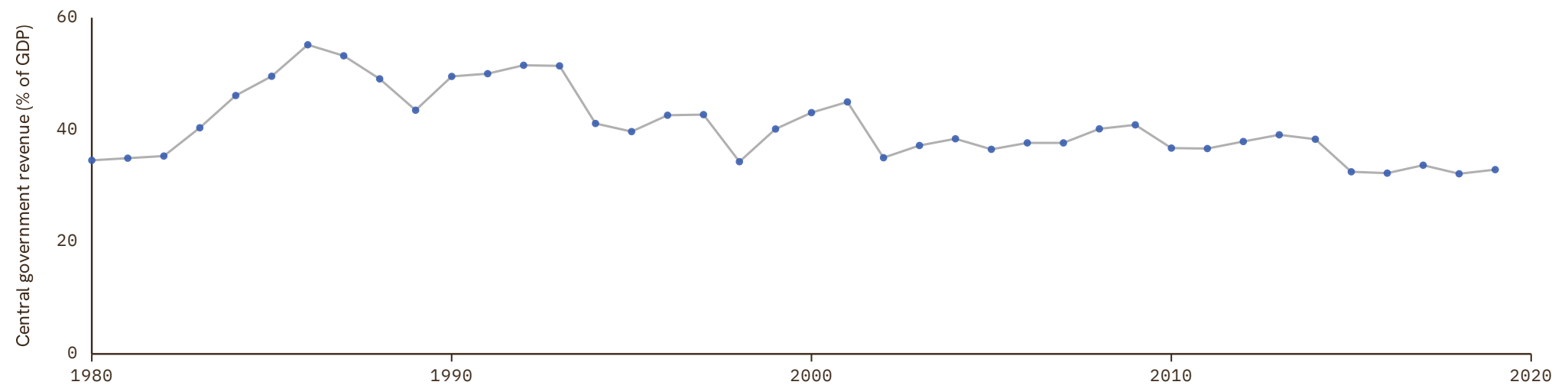
COVERAGE
1980–2019UNIT
in %

1 Source composition

SOURCE	CODE	TIME SPAN	NOTES
African Development Bank (2018)	AFDB	1980 - 2019	Baseline source, overlaps with anchor year 2015.

2 Harmonised series

— GMD estimate ● AFDB



Brazil

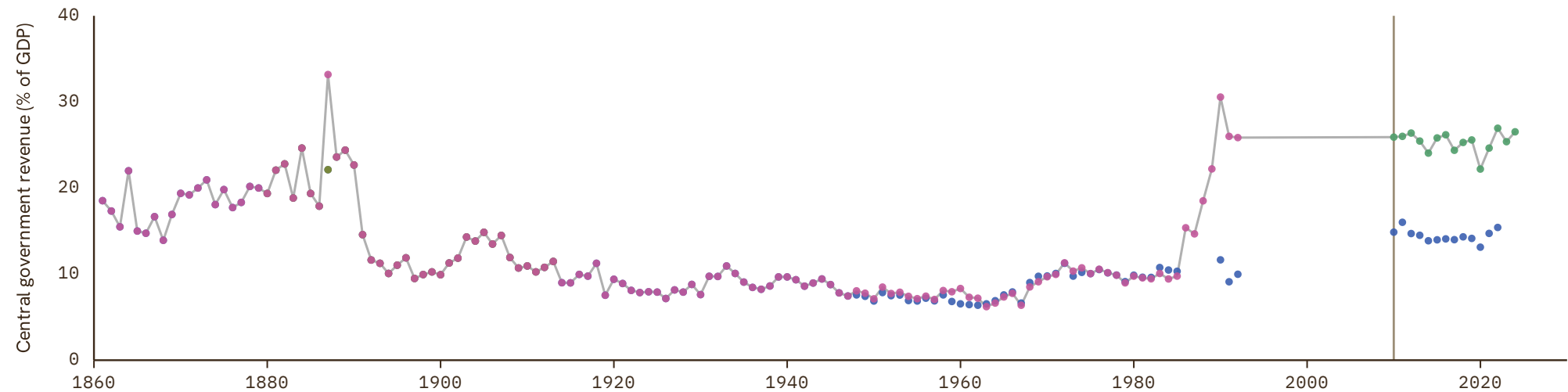
COVERAGE | UNIT
1861-2024 | in %

1 Source composition

SOURCE	CODE	TIME SPAN	NOTES
Brian Mitchell (2013)	Mitchell	1861 - 1992	Ratio-spliced using overlapping data in 1993: (ratio = 100%).
International Monetary Fund (2024)	IMF GFS	2010 - 2024	Baseline source, overlaps with anchor year 2015.

2 Harmonised series

— GMD estimate | Source change ● ANDERSSON ● FZ ● IMF GFS ● Mitchell



Bulgaria

COVERAGE
1924-2025

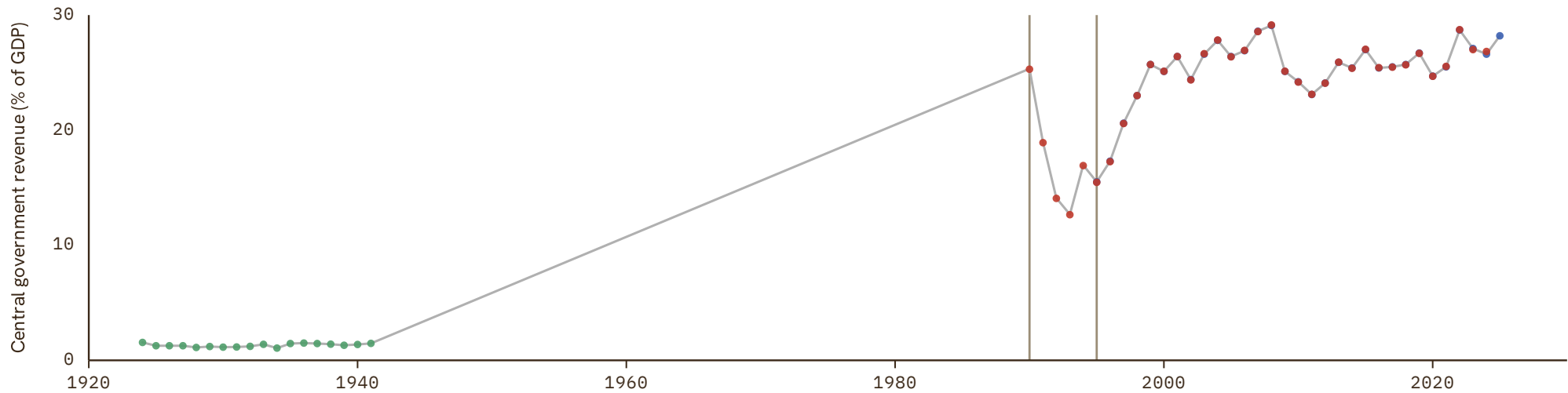
UNIT
in %

1 Source composition

SOURCE	CODE	TIME SPAN	NOTES
Brian Mitchell (2013)	Mitchell	1924 - 1941	Ratio-spliced using overlapping data in 1942: (ratio = 100%).
International Monetary Fund (2024)	IMF GFS	1990 - 1994	Ratio-spliced using overlapping data in 1995: (ratio = 100%).
Eurostat (2025)	EUS	1995 - 2025	Baseline source, overlaps with anchor year 2015.

2 Harmonised series

— GMD estimate | Source change ● EUS ● IMF GFS ● Mitchell



Burkina Faso

COVERAGE
1954–2024

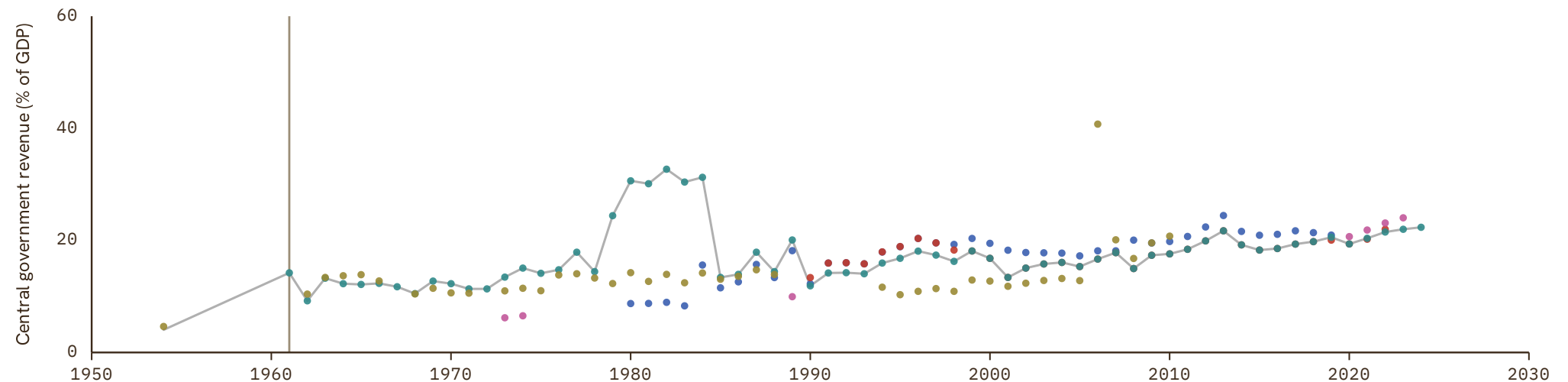
UNIT
in %

1 Source composition

SOURCE	CODE	TIME SPAN	NOTES
Brian Mitchell (2013)	Mitchell	1954 - 1954	Ratio-spliced using overlapping data in 1955: (ratio = 100%).
BCEAO (2024)	BCEAO	1961 - 2024	Baseline source, overlaps with anchor year 2015.

2 Harmonised series

— GMD estimate | Source change ● AFDB ● AFRISTAT ● BCEAO ● IMF GFS ● Mitchell



Burundi

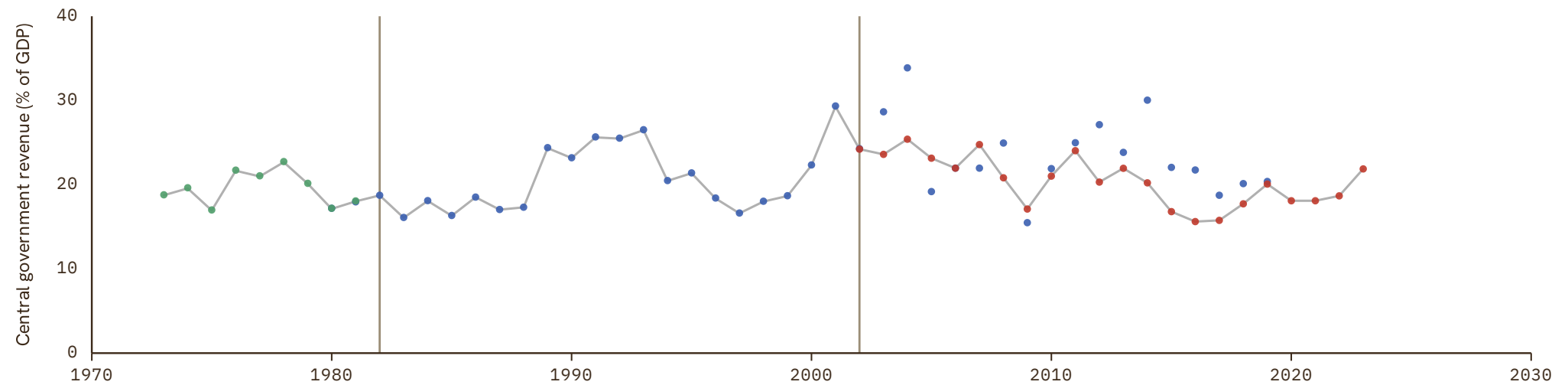
COVERAGE
1973–2023UNIT
in %

1 Source composition

SOURCE	CODE	TIME SPAN	NOTES
International Monetary Fund (2024)	IMF GFS	1973 - 1981	Ratio-spliced using overlapping data in 1982: (ratio = 100%).
African Development Bank (2018)	AFDB	1982 - 2001	Ratio-spliced using overlapping data in 2002: (ratio = 100%).
African Union (2024)	AFRISTAT	2002 - 2023	Baseline source, overlaps with anchor year 2015.

2 Harmonised series

— GMD estimate | Source change ● AFDB ● AFRISTAT ● IMF GFS



Cambodia

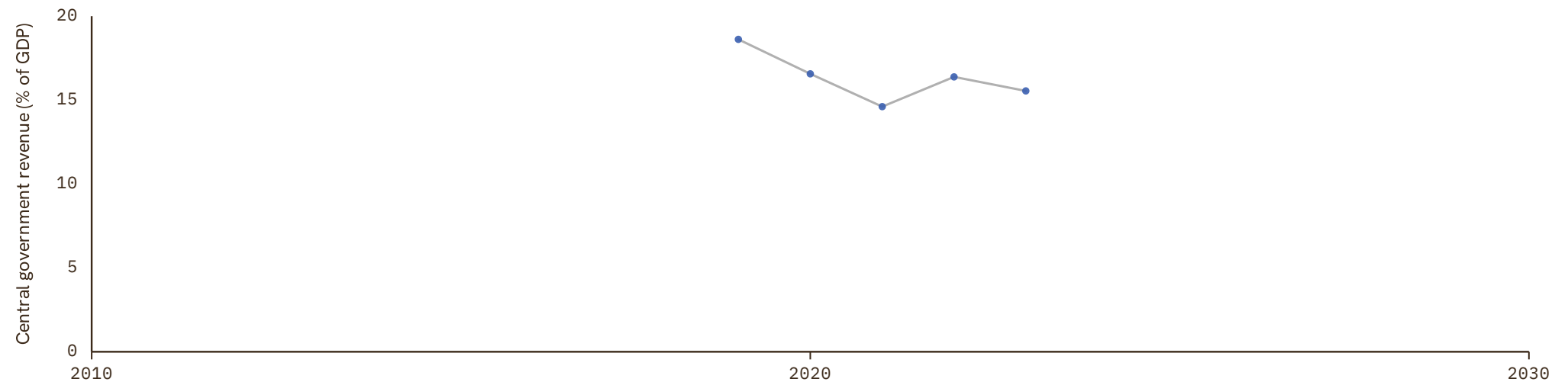
COVERAGE
2019–2023UNIT
in %

1 Source composition

SOURCE	CODE	TIME SPAN	NOTES
International Monetary Fund (2024)	IMF GFS	2019 - 2023	Ratio-spliced using overlapping data in 2024: (ratio = 100%).

2 Harmonised series

— GMD estimate ● IMF GFS



Cameroon

COVERAGE
1963–2020

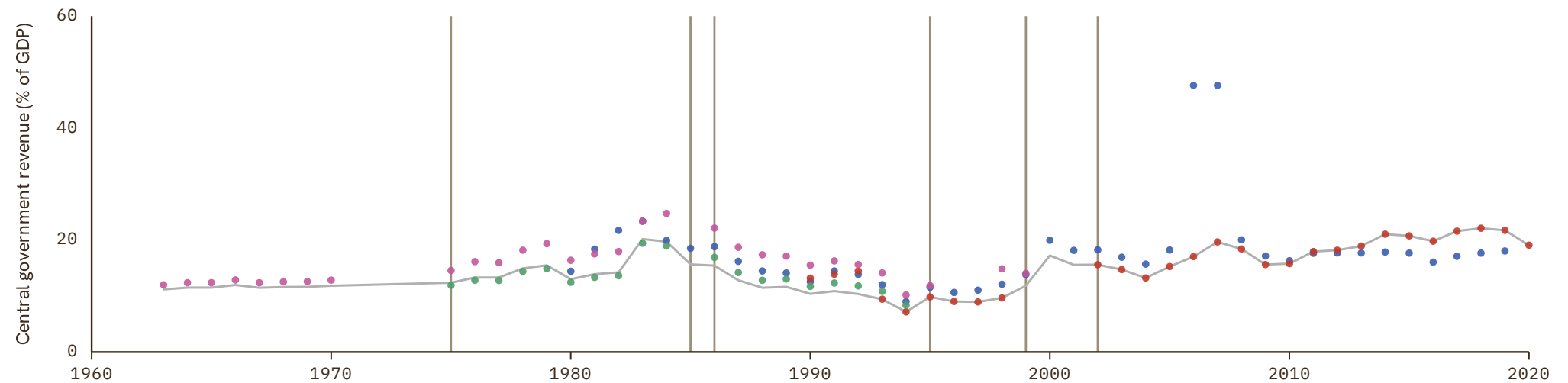
UNIT
in %

1 Source composition

SOURCE	CODE	TIME SPAN	NOTES
Brian Mitchell (2013)	Mitchell	1963 - 1970	Ratio-spliced using overlapping data in 1971: (ratio = 100%).
International Monetary Fund (2024)	IMF GFS	1975 - 1984	Ratio-spliced using overlapping data in 1985: (ratio = 100%).
African Development Bank (2018)	AFDB	1985 - 1985	Ratio-spliced using overlapping data in 1986: (ratio = 100%).
International Monetary Fund (2024)	IMF GFS	1986 - 1994	Ratio-spliced using overlapping data in 1995: (ratio = 100%).
African Union (2024)	AFRISTAT	1995 - 1998	Ratio-spliced using overlapping data in 1999: (ratio = 100%).
African Development Bank (2018)	AFDB	1999 - 2001	Ratio-spliced using overlapping data in 2002: (ratio = 100%).
African Union (2024)	AFRISTAT	2002 - 2020	Baseline source, overlaps with anchor year 2015.

2 Harmonised series

— GMD estimate | Source change ● AFDB ● AFRISTAT ● IMF GFS ● Mitchell



Canada

COVERAGE
1867–2024

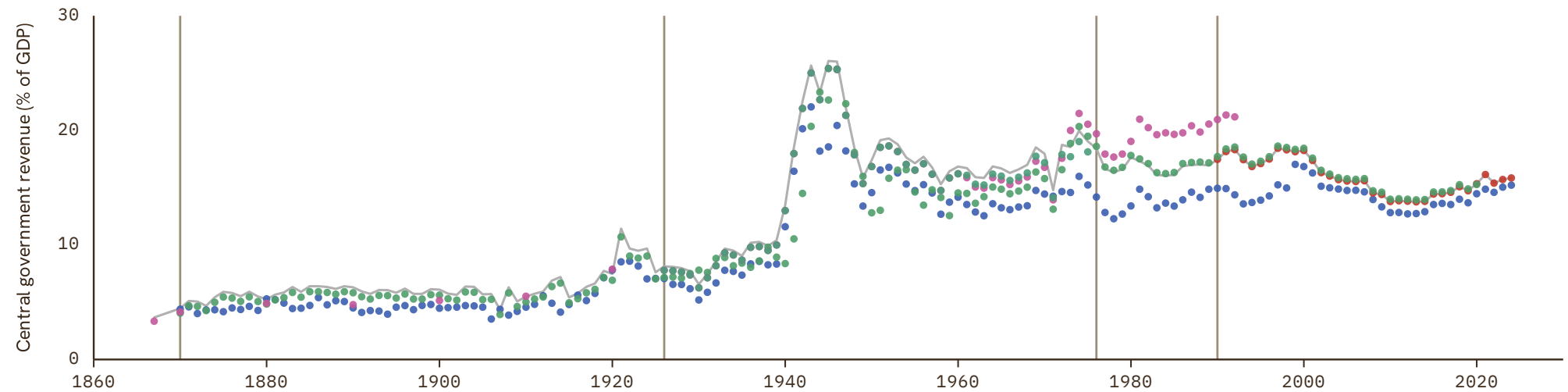
UNIT
in %

1 Source composition

SOURCE	CODE	TIME SPAN	NOTES
Brian Mitchell (2013)	Mitchell	1867 - 1867	Ratio-spliced using overlapping data in 1868: (ratio = 100%).
Jordá et al. (2017)	JST	1870 - 1925	Ratio-spliced using overlapping data in 1926: (ratio = 100%).
Statistics Canada (2024)	CS1 CAN	1926 - 1975	Ratio-spliced using overlapping data in 1976: (ratio = 100%).
Jordá et al. (2017)	JST	1976 - 1989	Ratio-spliced using overlapping data in 1990: (ratio = 100%).
International Monetary Fund (2024)	IMF GFS	1990 - 2024	Baseline source, overlaps with anchor year 2015.

2 Harmonised series

— GMD estimate | Source change ● ANDERSSON ● IMF GFS ● JST ● Mitchell ● CS1



Cape Verde

COVERAGE
1980–2023

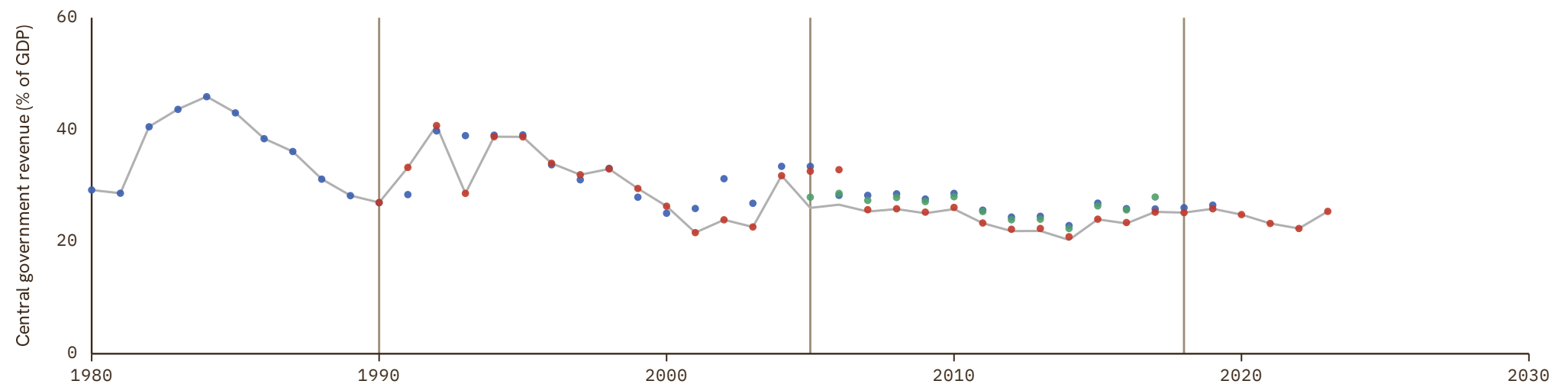
UNIT
in %

1 Source composition

SOURCE	CODE	TIME SPAN	NOTES
African Development Bank (2018)	AFDB	1980 - 1989	Ratio-spliced using overlapping data in 1990: (ratio = 100%).
African Union (2024)	AFRISTAT	1990 - 2004	Ratio-spliced using overlapping data in 2005: (ratio = 100%).
International Monetary Fund (2024)	IMF GFS	2005 - 2017	Baseline source, overlaps with anchor year 2015.
African Union (2024)	AFRISTAT	2018 - 2023	Ratio-spliced using overlapping data in 2024: (ratio = 100%).

2 Harmonised series

— GMD estimate | Source change ● AFDB ● AFRISTAT ● IMF GFS



Central African Republic

COVERAGE
1960–2022

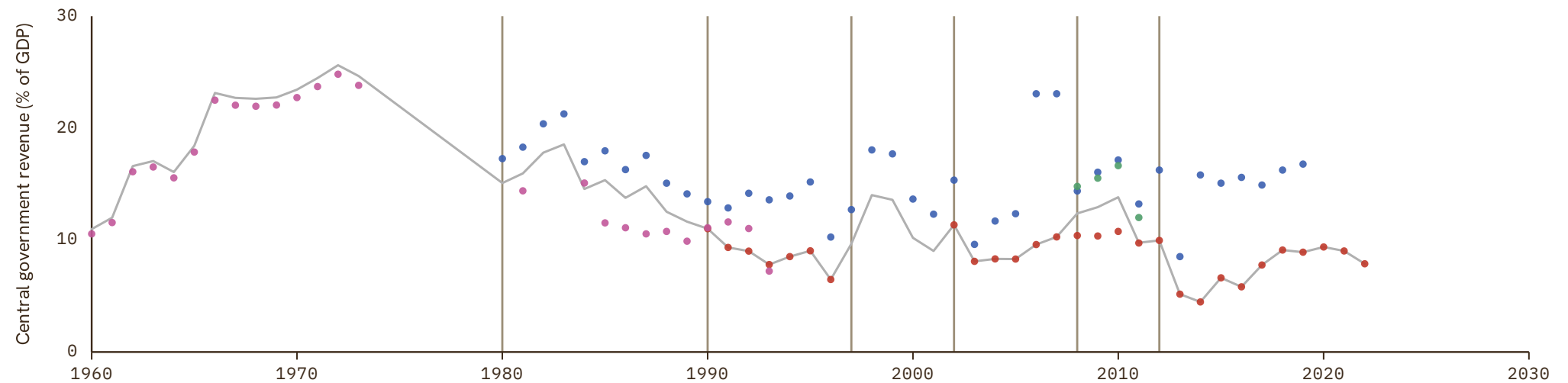
UNIT
in %

1 Source composition

SOURCE	CODE	TIME SPAN	NOTES
Brian Mitchell (2013)	Mitchell	1960 - 1973	Ratio-spliced using overlapping data in 1974: (ratio = 100%).
African Development Bank (2018)	AFDB	1980 - 1989	Ratio-spliced using overlapping data in 1990: (ratio = 100%).
African Union (2024)	AFRISTAT	1990 - 1996	Ratio-spliced using overlapping data in 1997: (ratio = 100%).
African Development Bank (2018)	AFDB	1997 - 2001	Ratio-spliced using overlapping data in 2002: (ratio = 100%).
African Union (2024)	AFRISTAT	2002 - 2007	Ratio-spliced using overlapping data in 2008: (ratio = 100%).
International Monetary Fund (2024)	IMF GFS	2008 - 2011	Ratio-spliced using overlapping data in 2012: (ratio = 100%).
African Union (2024)	AFRISTAT	2012 - 2022	Baseline source, overlaps with anchor year 2015.

2 Harmonised series

— GMD estimate | Source change ● AFDB ● AFRISTAT ● IMF GFS ● Mitchell



Chad

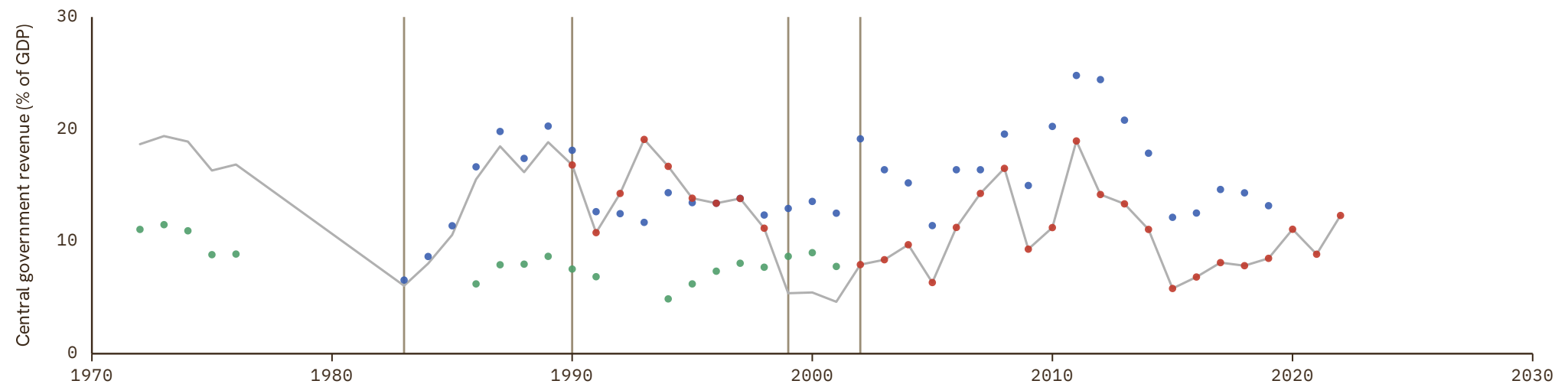
COVERAGE	UNIT
1972-2022	in %

1 Source composition

SOURCE	CODE	TIME SPAN	NOTES
Brian Mitchell (2013)	Mitchell	1972 - 1976	Ratio-spliced using overlapping data in 1977: (ratio = 100%).
African Development Bank (2018)	AFDB	1983 - 1989	Ratio-spliced using overlapping data in 1990: (ratio = 100%).
African Union (2024)	AFRISTAT	1990 - 1998	Ratio-spliced using overlapping data in 1999: (ratio = 100%).
African Development Bank (2018)	AFDB	1999 - 2001	Ratio-spliced using overlapping data in 2002: (ratio = 100%).
African Union (2024)	AFRISTAT	2002 - 2022	Baseline source, overlaps with anchor year 2015.

2 Harmonised series

— GMD estimate | Source change ● AFDB ● AFRISTAT ● Mitchell



Chile

COVERAGE
1940–2024

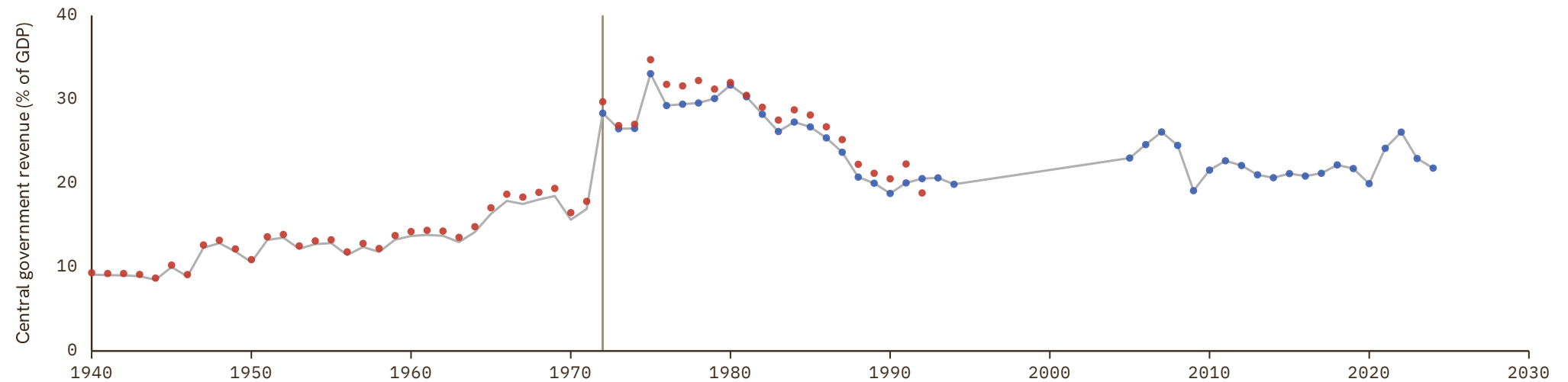
UNIT
in %

1 Source composition

SOURCE	CODE	TIME SPAN	NOTES
Brian Mitchell (2013)	Mitchell	1940 - 1971	Ratio-spliced using overlapping data in 1972: (ratio = 100%).
International Monetary Fund (2024)	IMF GFS	1972 - 2024	Baseline source, overlaps with anchor year 2015.

2 Harmonised series

— GMD estimate | Source change ● IMF GFS ● Mitchell



China

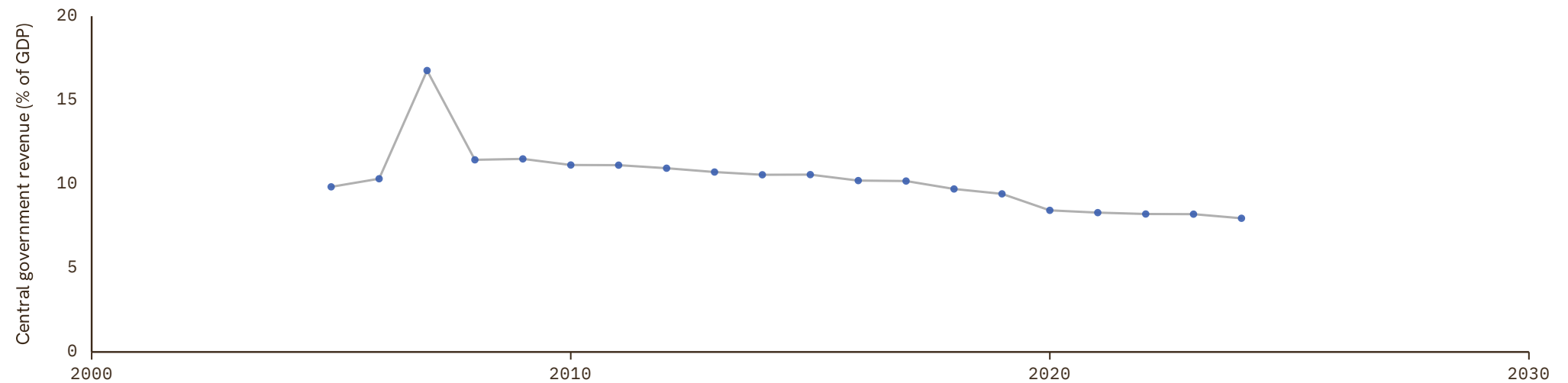
COVERAGE
2005–2024UNIT
in %

1 Source composition

SOURCE	CODE	TIME SPAN	NOTES
International Monetary Fund (2024)	IMF GFS	2005 - 2024	Baseline source, overlaps with anchor year 2015.

2 Harmonised series

— GMD estimate ● IMF GFS



Colombia

COVERAGE
1945–2025

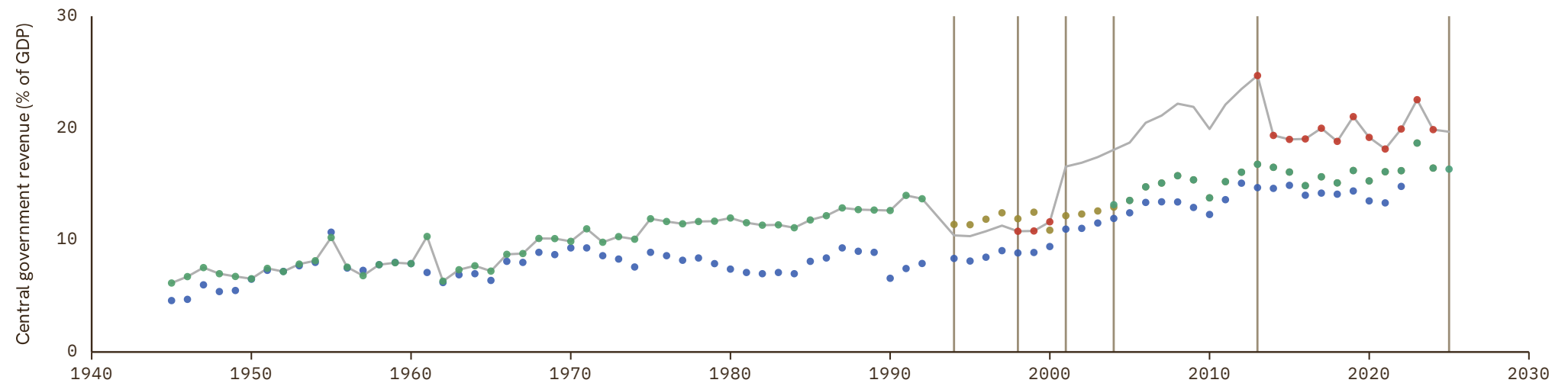
UNIT
in %

1 Source composition

SOURCE	CODE	TIME SPAN	NOTES
Brian Mitchell (2013)	Mitchell	1945 - 1992	Ratio-spliced using overlapping data in 1993: (ratio = 100%).
Banco de la República (2026)	CS2 COL	1994 - 1997	Ratio-spliced using overlapping data in 1998: (ratio = 100%).
International Monetary Fund (2024)	IMF GFS	1998 - 2000	Ratio-spliced using overlapping data in 2001: (ratio = 100%).
Banco de la República (2026)	CS2 COL	2001 - 2003	Ratio-spliced using overlapping data in 2004: (ratio = 100%).
Banco de la República (2024)	CS1 COL	2004 - 2012	Ratio-spliced using overlapping data in 2013: (ratio = 100%).
International Monetary Fund (2024)	IMF GFS	2013 - 2024	Baseline source, overlaps with anchor year 2015.
Banco de la República (2024)	CS1 COL	2025 - 2025	Ratio-spliced using overlapping data in 2026: (ratio = 100%).

2 Harmonised series

— GMD estimate | Source change ● ANDERSSON ● IMF GFS ● Mitchell ● CS2 ● CS1



Costa Rica

COVERAGE
1936–2025

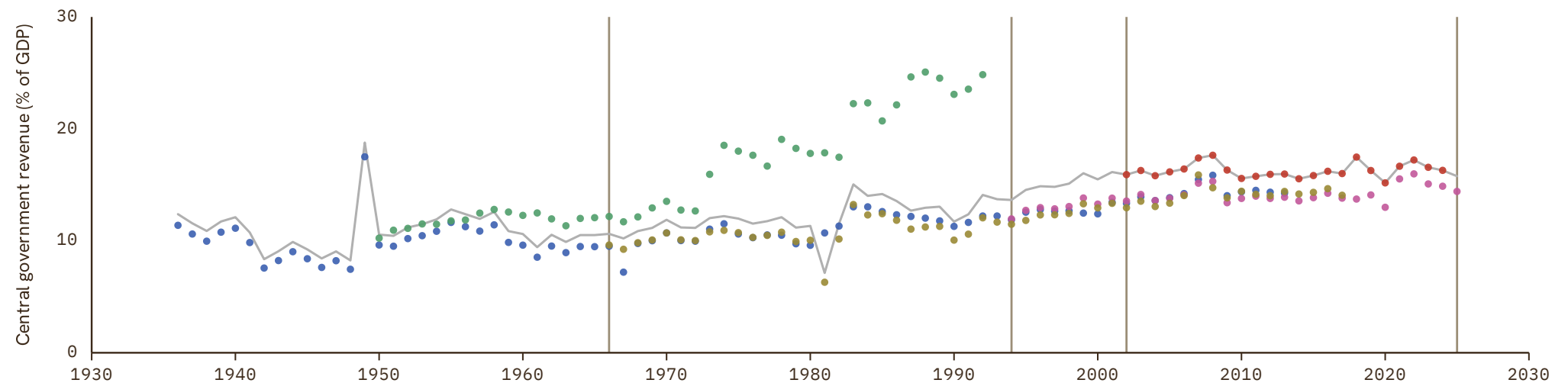
UNIT
in %

1 Source composition

SOURCE	CODE	TIME SPAN	NOTES
Arroyo Abad et al. (2015)	AAL	1936 - 1965	Ratio-spliced using overlapping data in 1966: (ratio = 100%).
Consejo Monetario Centroamericano (2017)	SECMCA HIST	1966 - 1993	Ratio-spliced using overlapping data in 1994: (ratio = 100%).
Consejo Monetario Centroamericano (2026)	SECMCA	1994 - 2001	Ratio-spliced using overlapping data in 2002: (ratio = 100%).
International Monetary Fund (2024)	IMF GFS	2002 - 2024	Baseline source, overlaps with anchor year 2015.
Consejo Monetario Centroamericano (2026)	SECMCA	2025 - 2025	Ratio-spliced using overlapping data in 2026: (ratio = 100%).

2 Harmonised series

— GMD estimate | Source change ● AAL ● IMF GFS ● Mitchell ● SECMCA ● SECMCA HIST



Croatia

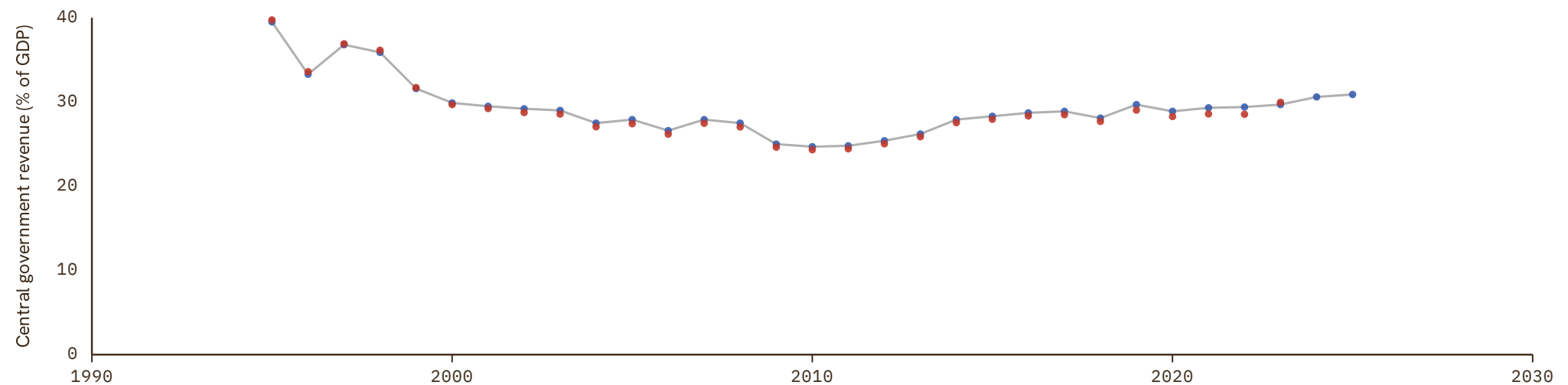
COVERAGE
1995–2025UNIT
in %

1 Source composition

SOURCE	CODE	TIME SPAN	NOTES
Eurostat (2025)	EUS	1995 - 2025	Baseline source, overlaps with anchor year 2015.

2 Harmonised series

— GMD estimate ● EUS ● IMF GFS



Cuba

COVERAGE

1903–1965

UNIT

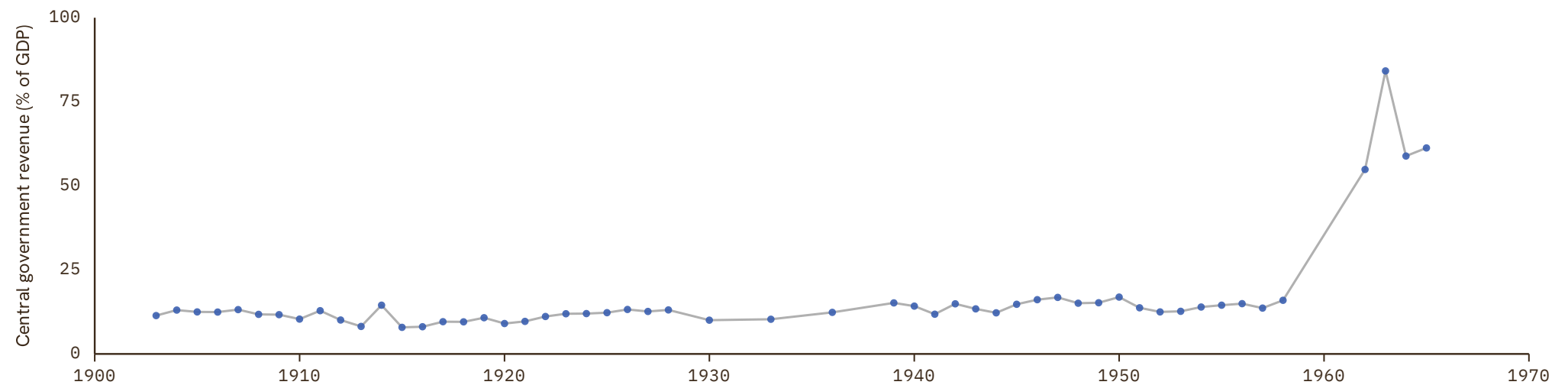
in %

1 Source composition

SOURCE	CODE	TIME SPAN	NOTES
Brian Mitchell (2013)	Mitchell	1903 - 1965	Ratio-spliced using overlapping data in 1966: (ratio = 100%).

2 Harmonised series

— GMD estimate ● Mitchell



Cyprus

COVERAGE
1950–2025

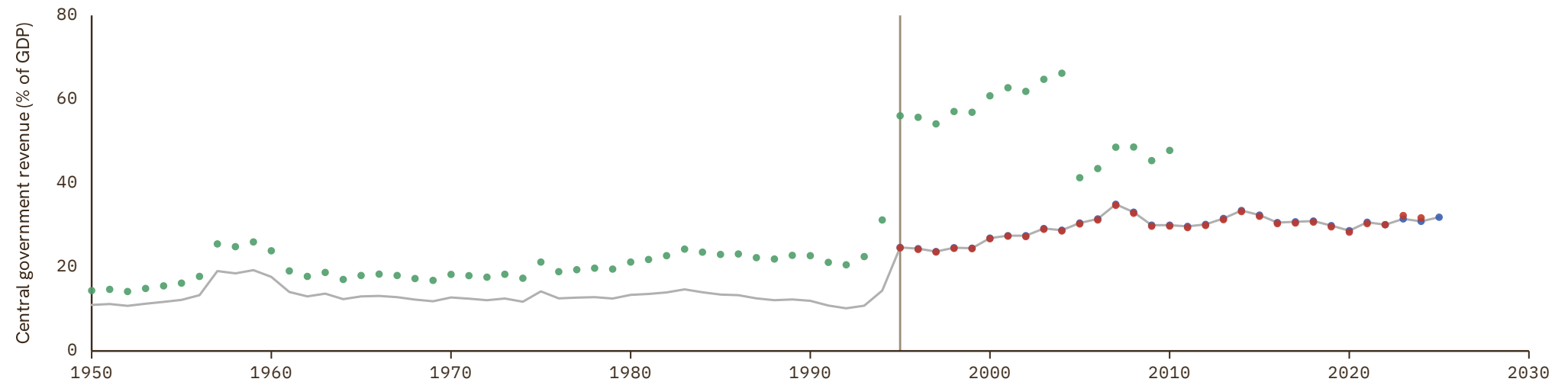
UNIT
in %

1 Source composition

SOURCE	CODE	TIME SPAN	NOTES
Brian Mitchell (2013)	Mitchell	1950 - 1994	Ratio-spliced using overlapping data in 1995: (ratio = 100%).
Eurostat (2025)	EUS	1995 - 2025	Baseline source, overlaps with anchor year 2015.

2 Harmonised series

— GMD estimate | Source change ● EUS ● IMF GFS ● Mitchell



Czech Republic

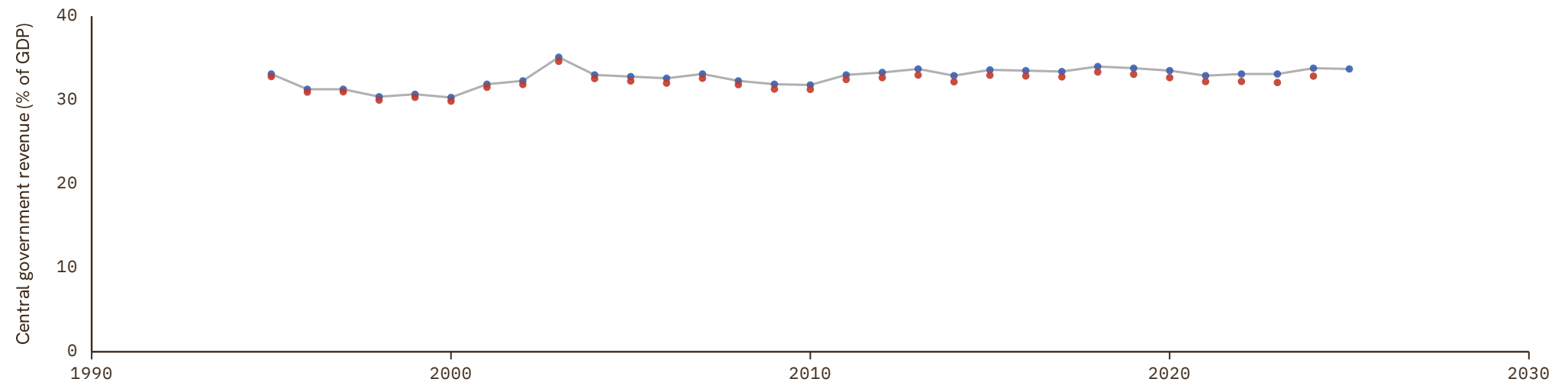
COVERAGE
1995–2025UNIT
in %

1 Source composition

SOURCE	CODE	TIME SPAN	NOTES
Eurostat (2025)	EUS	1995 - 2025	Baseline source, overlaps with anchor year 2015.

2 Harmonised series

— GMD estimate ● EUS ● IMF GFS



Denmark

COVERAGE
1853–2025

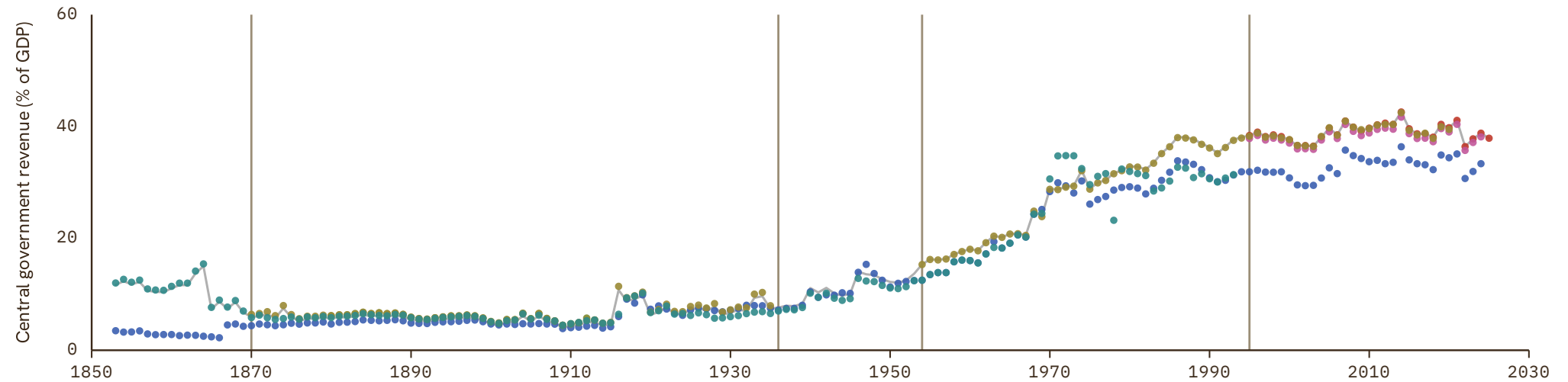
UNIT
in %

1 Source composition

SOURCE	CODE	TIME SPAN	NOTES
Brian Mitchell (2013)	Mitchell	1853 - 1869	Ratio-spliced using overlapping data in 1870: (ratio = 100%).
Jordá et al. (2017)	JST	1870 - 1935	Ratio-spliced using overlapping data in 1936: (ratio = 100%).
Brian Mitchell (2013)	Mitchell	1936 - 1953	Ratio-spliced using overlapping data in 1954: (ratio = 100%).
Jordá et al. (2017)	JST	1954 - 1994	Ratio-spliced using overlapping data in 1995: (ratio = 100%).
Eurostat (2025)	EUS	1995 - 2025	Baseline source, overlaps with anchor year 2015.

2 Harmonised series

— GMD estimate | Source change ● ANDERSSON ● EUS ● FZ ● IMF GFS ● JST ● Mitchell



Djibouti

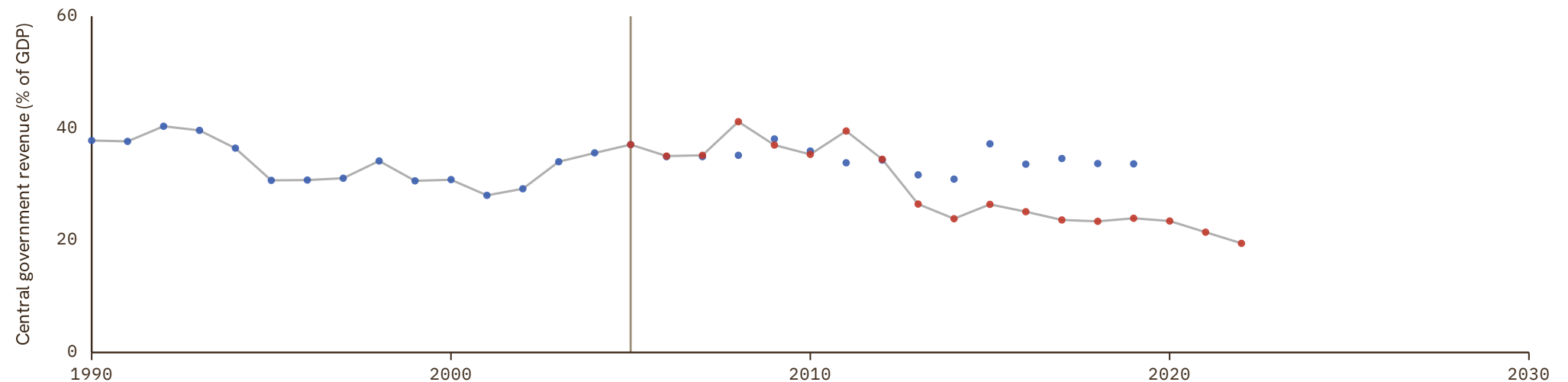
COVERAGE
1990–2022UNIT
in %

1 Source composition

SOURCE	CODE	TIME SPAN	NOTES
African Development Bank (2018)	AFDB	1990 - 2004	Ratio-spliced using overlapping data in 2005: (ratio = 100%).
African Union (2024)	AFRISTAT	2005 - 2022	Baseline source, overlaps with anchor year 2015.

2 Harmonised series

— GMD estimate | Source change ● AFDB ● AFRISTAT



Dominican Republic

COVERAGE
1950–2025

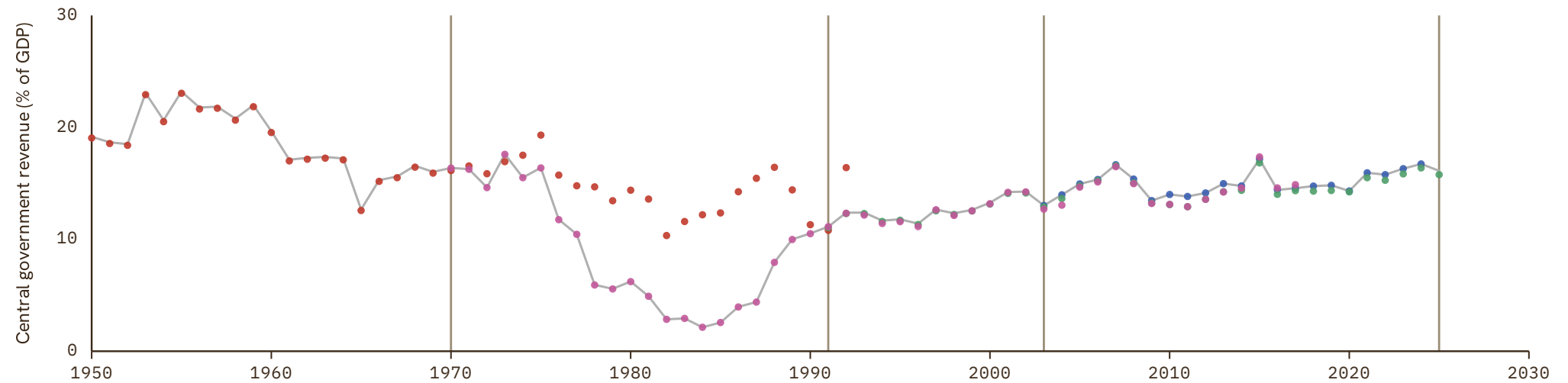
UNIT
in %

1 Source composition

SOURCE	CODE	TIME SPAN	NOTES
Brian Mitchell (2013)	Mitchell	1950 - 1969	Ratio-spliced using overlapping data in 1970: (ratio = 100%).
Consejo Monetario Centroamericano (2017)	SECMCA HIST	1970 - 1990	Ratio-spliced using overlapping data in 1991: (ratio = 100%).
Consejo Monetario Centroamericano (2026)	SECMCA	1991 - 2002	Ratio-spliced using overlapping data in 2003: (ratio = 100%).
International Monetary Fund (2024)	IMF GFS	2003 - 2024	Baseline source, overlaps with anchor year 2015.
Consejo Monetario Centroamericano (2026)	SECMCA	2025 - 2025	Ratio-spliced using overlapping data in 2026: (ratio = 100%).

2 Harmonised series

— GMD estimate | Source change ● IMF GFS ● Mitchell ● SECMCA ● SECMCA HIST



Ecuador

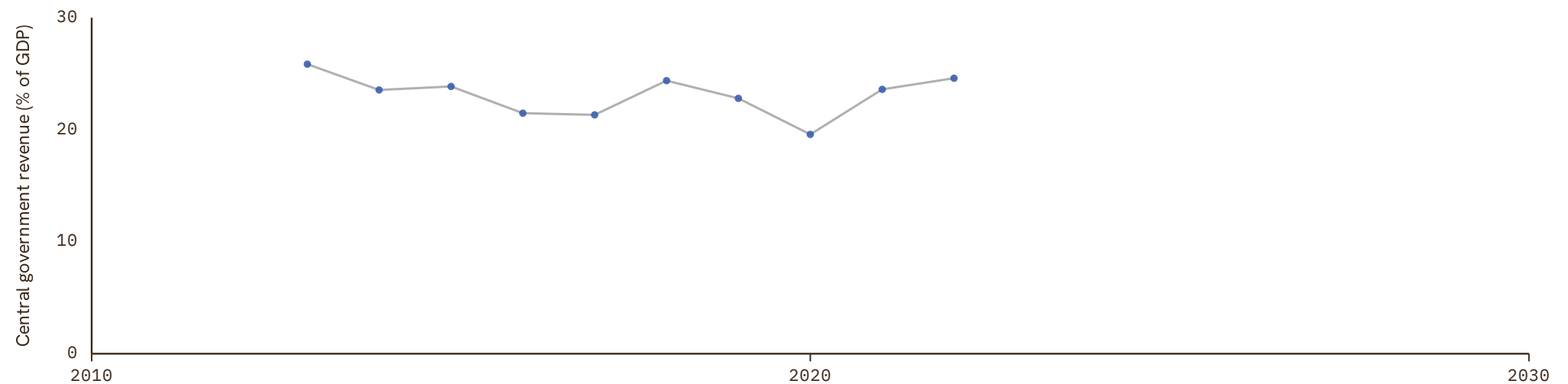
COVERAGE
2013–2022UNIT
in %

1 Source composition

SOURCE	CODE	TIME SPAN	NOTES
International Monetary Fund (2024)	IMF GFS	2013 - 2022	Baseline source, overlaps with anchor year 2015.

2 Harmonised series

— GMD estimate ● IMF GFS



Egypt

COVERAGE
1951-2019

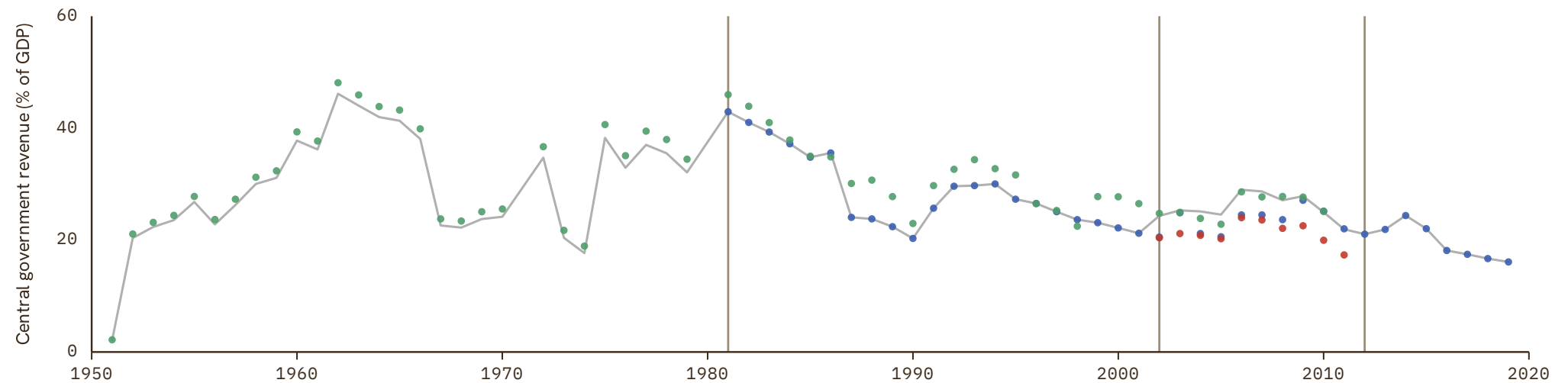
UNIT
in %

1 Source composition

SOURCE	CODE	TIME SPAN	NOTES
Brian Mitchell (2013)	Mitchell	1951 - 1979	Ratio-spliced using overlapping data in 1980: (ratio = 100%).
African Development Bank (2018)	AFDB	1981 - 2001	Ratio-spliced using overlapping data in 2002: (ratio = 100%).
International Monetary Fund (2024)	IMF GFS	2002 - 2011	Ratio-spliced using overlapping data in 2012: (ratio = 100%).
African Development Bank (2018)	AFDB	2012 - 2019	Baseline source, overlaps with anchor year 2015.

2 Harmonised series

— GMD estimate | Source change ● AFDB ● IMF GFS ● Mitchell



El Salvador

COVERAGE
1939–2025

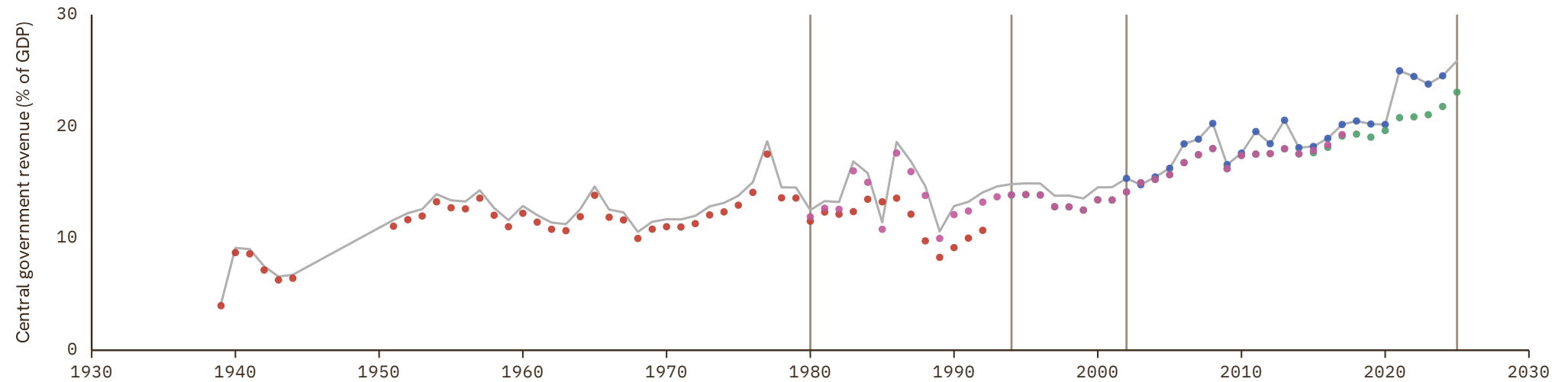
UNIT
in %

1 Source composition

SOURCE	CODE	TIME SPAN	NOTES
Brian Mitchell (2013)	Mitchell	1939 - 1979	Ratio-spliced using overlapping data in 1980: (ratio = 100%).
Consejo Monetario Centroamericano (2017)	SECMCA HIST	1980 - 1993	Ratio-spliced using overlapping data in 1994: (ratio = 100%).
Consejo Monetario Centroamericano (2026)	SECMCA	1994 - 2001	Ratio-spliced using overlapping data in 2002: (ratio = 100%).
International Monetary Fund (2024)	IMF GFS	2002 - 2024	Baseline source, overlaps with anchor year 2015.
Consejo Monetario Centroamericano (2026)	SECMCA	2025 - 2025	Ratio-spliced using overlapping data in 2026: (ratio = 100%).

2 Harmonised series

— GMD estimate | Source change ● IMF GFS ● Mitchell ● SECMCA ● SECMCA HIST



Equatorial Guinea

COVERAGE
1980–2022

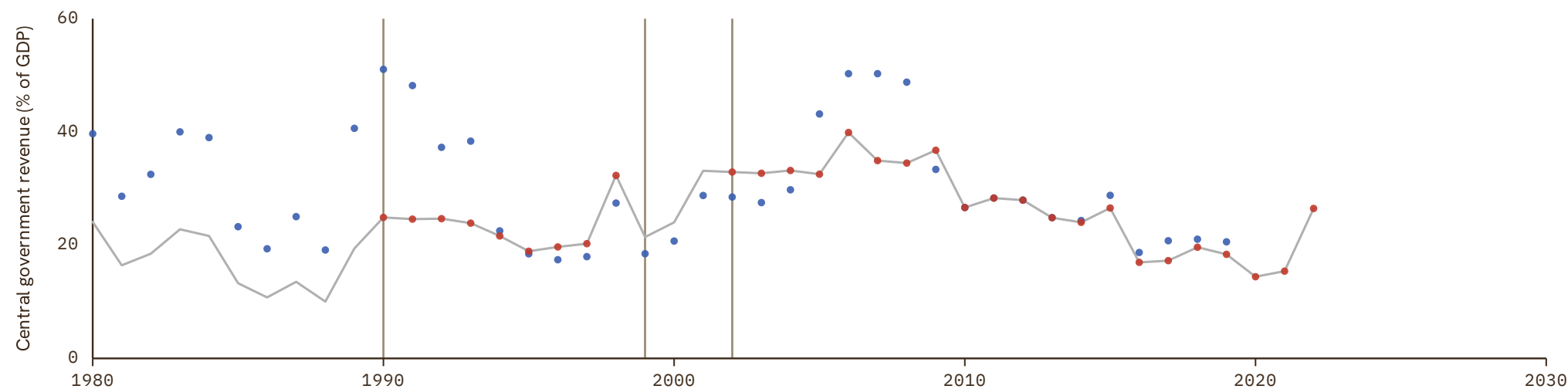
UNIT
in %

1 Source composition

SOURCE	CODE	TIME SPAN	NOTES
African Development Bank (2018)	AFDB	1980 - 1989	Ratio-spliced using overlapping data in 1990: (ratio = 100%).
African Union (2024)	AFRISTAT	1990 - 1998	Ratio-spliced using overlapping data in 1999: (ratio = 100%).
African Development Bank (2018)	AFDB	1999 - 2001	Ratio-spliced using overlapping data in 2002: (ratio = 100%).
African Union (2024)	AFRISTAT	2002 - 2022	Baseline source, overlaps with anchor year 2015.

2 Harmonised series

— GMD estimate | Source change ● AFDB ● AFRISTAT



Eritrea

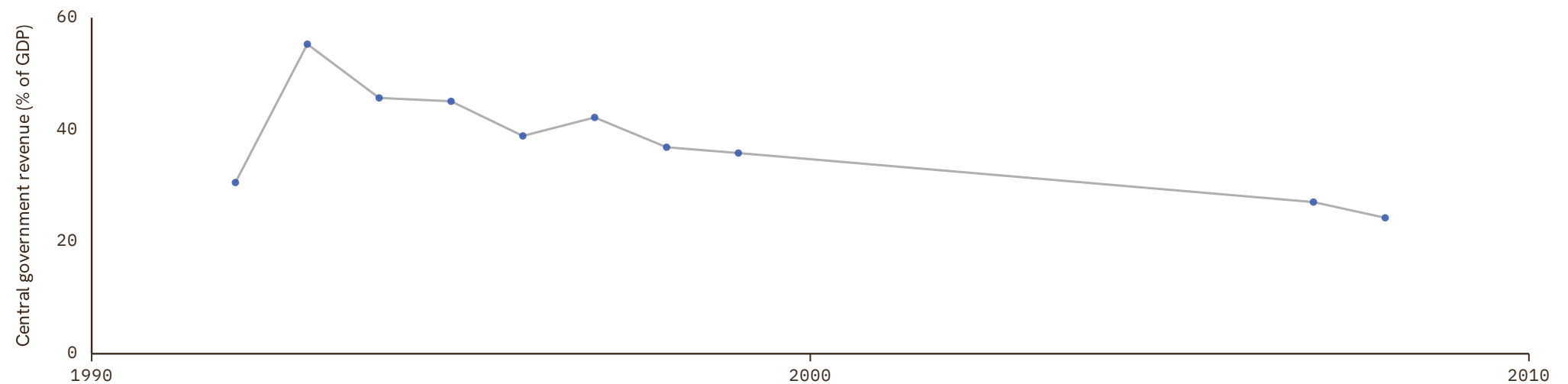
COVERAGE
1992–2008UNIT
in %

1 Source composition

SOURCE	CODE	TIME SPAN	NOTES
African Development Bank (2018)	AFDB	1992 - 2008	Ratio-spliced using overlapping data in 2009: (ratio = 100%).

2 Harmonised series

— GMD estimate ● AFDB



Estonia

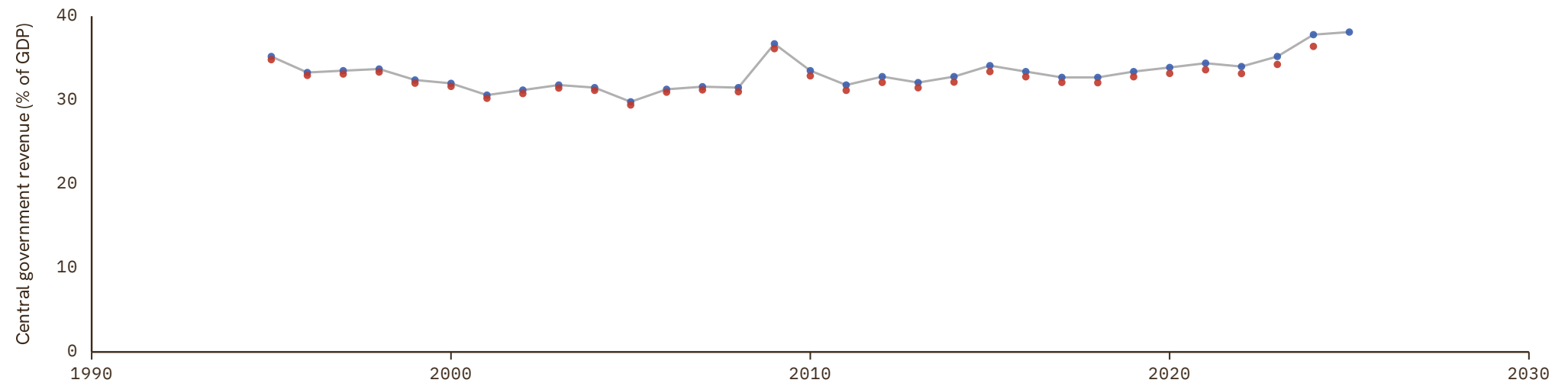
COVERAGE
1995–2025UNIT
in %

1 Source composition

SOURCE	CODE	TIME SPAN	NOTES
Eurostat (2025)	EUS	1995 - 2025	Baseline source, overlaps with anchor year 2015.

2 Harmonised series

— GMD estimate ● EUS ● IMF GFS



Eswatini

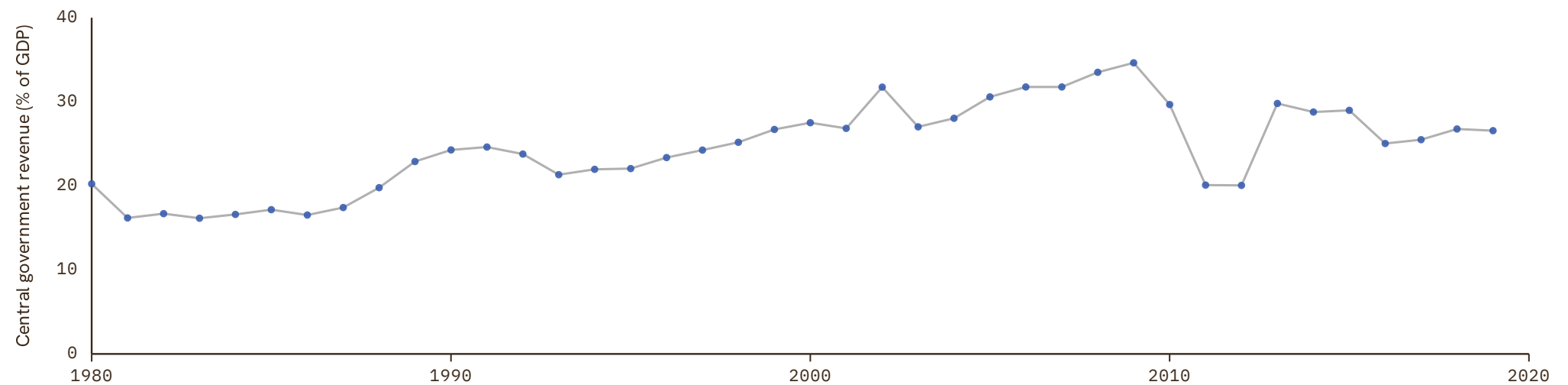
COVERAGE
1980–2019UNIT
in %

1 Source composition

SOURCE	CODE	TIME SPAN	NOTES
African Development Bank (2018)	AFDB	1980 - 2019	Baseline source, overlaps with anchor year 2015.

2 Harmonised series

— GMD estimate ● AFDB



Ethiopia

COVERAGE
1960–2019

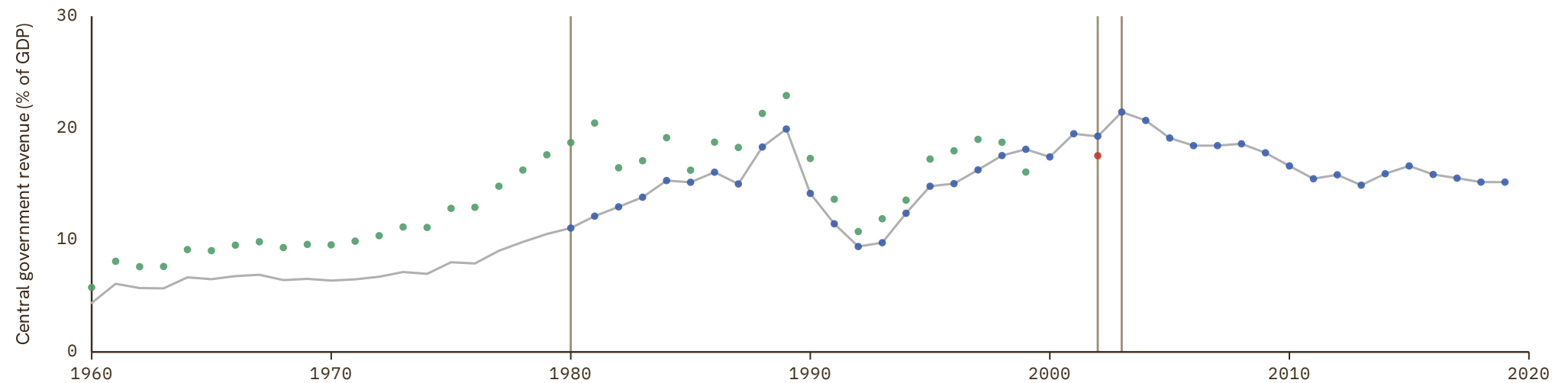
UNIT
in %

1 Source composition

SOURCE	CODE	TIME SPAN	NOTES
Brian Mitchell (2013)	Mitchell	1960 - 1979	Ratio-spliced using overlapping data in 1980: (ratio = 100%).
African Development Bank (2018)	AFDB	1980 - 2001	Ratio-spliced using overlapping data in 2002: (ratio = 100%).
International Monetary Fund (2024)	IMF GFS	2002 - 2002	Ratio-spliced using overlapping data in 2003: (ratio = 100%).
African Development Bank (2018)	AFDB	2003 - 2019	Baseline source, overlaps with anchor year 2015.

2 Harmonised series

— GMD estimate | Source change ● AFDB ● IMF GFS ● Mitchell



Fiji

COVERAGE
1950–2010

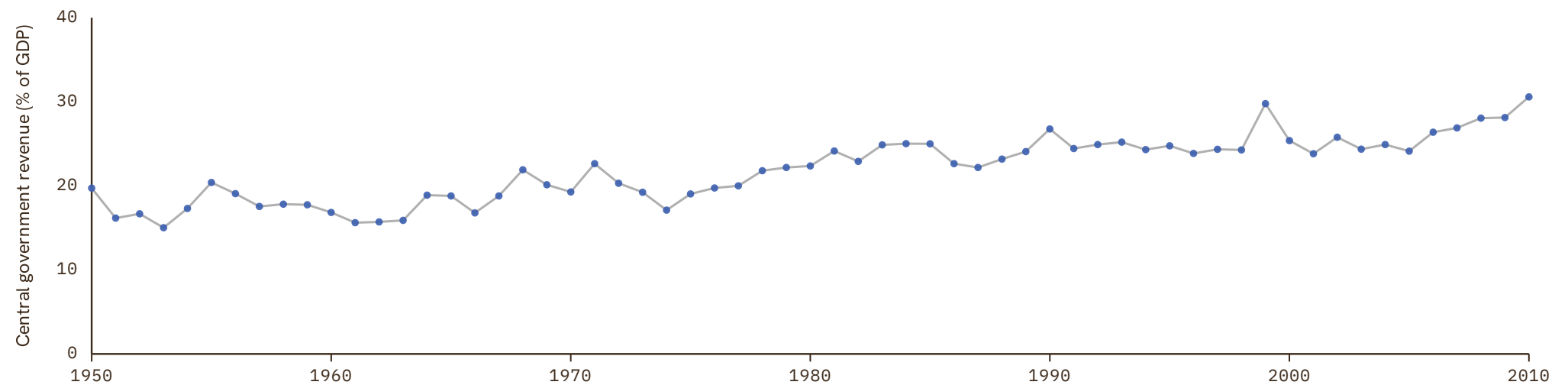
UNIT
in %

1 Source composition

SOURCE	CODE	TIME SPAN	NOTES
Brian Mitchell (2013)	Mitchell	1950 - 2010	Ratio-spliced using overlapping data in 2011: (ratio = 100%).

2 Harmonised series

— GMD estimate ● Mitchell



Finland

COVERAGE
1882-2025

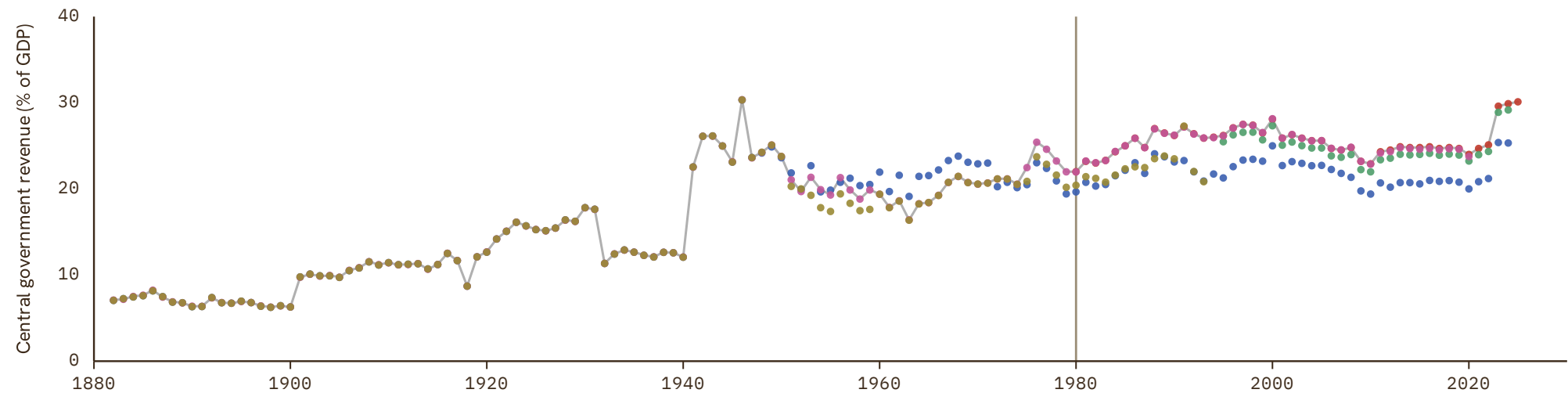
UNIT
in %

1 Source composition

SOURCE	CODE	TIME SPAN	NOTES
Jordá et al. (2017)	JST	1882 - 1979	Ratio-spliced using overlapping data in 1980: (ratio = 100%).
Eurostat (2025)	EUS	1980 - 2025	Baseline source, overlaps with anchor year 2015.

2 Harmonised series

— GMD estimate | Source change ● ANDERSSON ● EUS ● IMF GFS ● JST ● Mitchell



France

COVERAGE
1815–2025

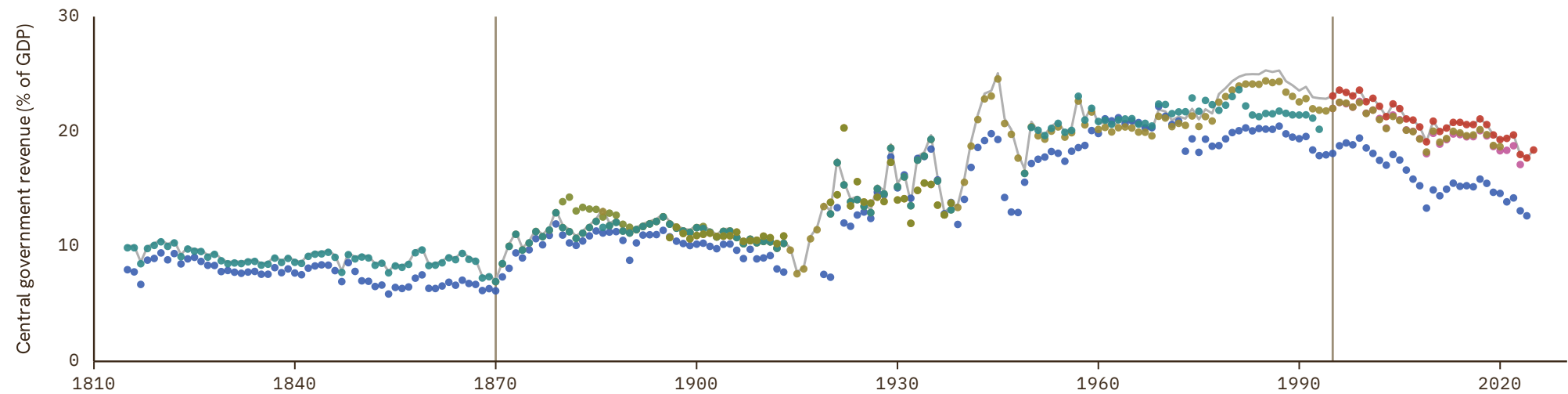
UNIT
in %

1 Source composition

SOURCE	CODE	TIME SPAN	NOTES
Brian Mitchell (2013)	Mitchell	1815 - 1869	Ratio-spliced using overlapping data in 1870: (ratio = 100%).
Jordá et al. (2017)	JST	1870 - 1994	Ratio-spliced using overlapping data in 1995: (ratio = 100%).
Eurostat (2025)	EUS	1995 - 2025	Baseline source, overlaps with anchor year 2015.

2 Harmonised series

— GMD estimate | Source change ● ANDERSSON ● EUS ● FZ ● IMF GFS ● JST ● Mitchell ● Villa ● CS4



Gabon

COVERAGE
1956–2020

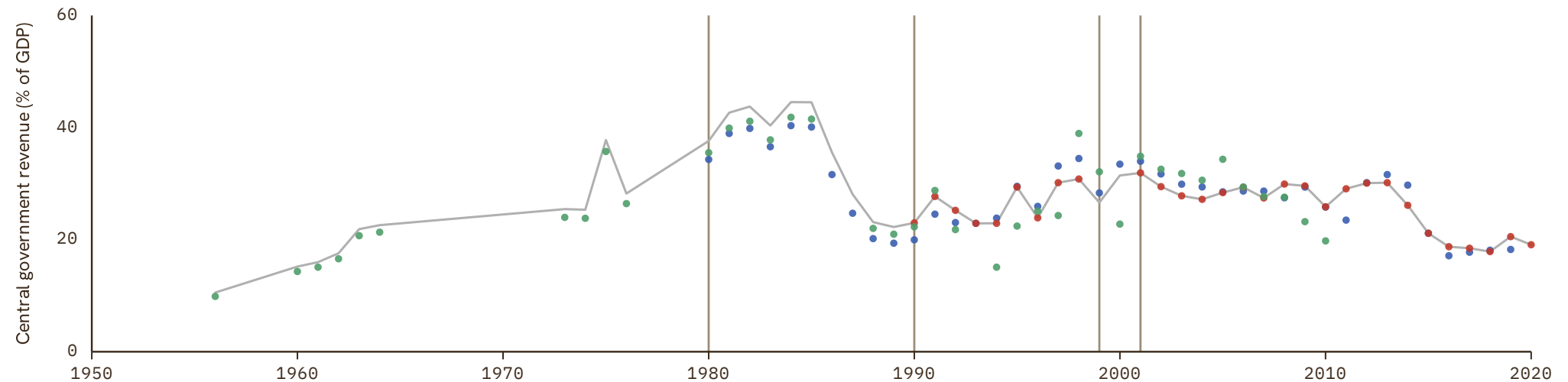
UNIT
in %

1 Source composition

SOURCE	CODE	TIME SPAN	NOTES
Brian Mitchell (2013)	Mitchell	1956 - 1976	Ratio-spliced using overlapping data in 1977: (ratio = 100%).
African Development Bank (2018)	AFDB	1980 - 1989	Ratio-spliced using overlapping data in 1990: (ratio = 100%).
African Union (2024)	AFRISTAT	1990 - 1998	Ratio-spliced using overlapping data in 1999: (ratio = 100%).
African Development Bank (2018)	AFDB	1999 - 2000	Ratio-spliced using overlapping data in 2001: (ratio = 100%).
African Union (2024)	AFRISTAT	2001 - 2020	Baseline source, overlaps with anchor year 2015.

2 Harmonised series

— GMD estimate | Source change ● AFDB ● AFRISTAT ● Mitchell



Gambia

COVERAGE
1980–2019

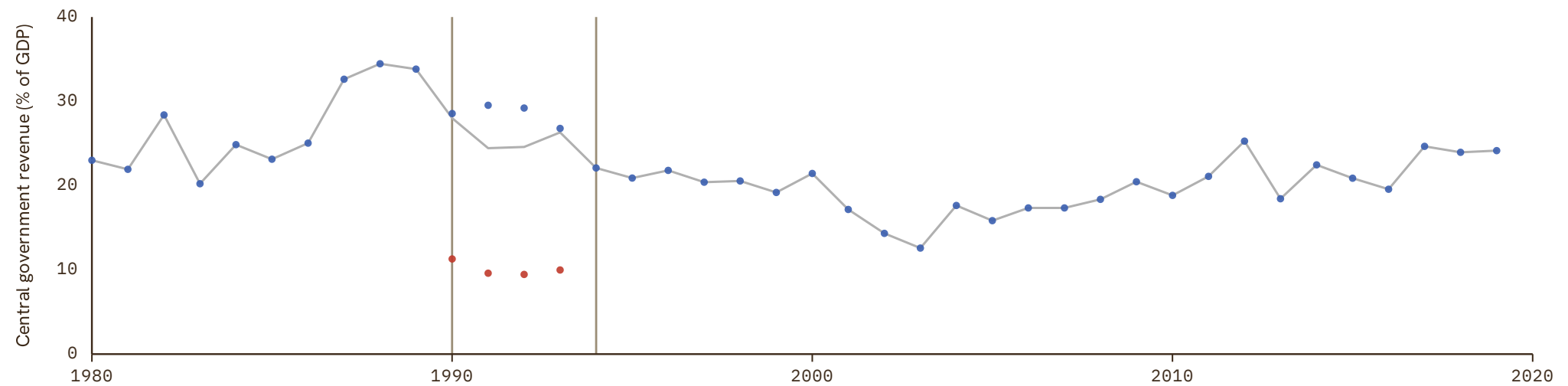
UNIT
in %

1 Source composition

SOURCE	CODE	TIME SPAN	NOTES
African Development Bank (2018)	AFDB	1980 - 1989	Ratio-spliced using overlapping data in 1990: (ratio = 100%).
International Monetary Fund (2024)	IMF GFS	1990 - 1993	Ratio-spliced using overlapping data in 1994: (ratio = 100%).
African Development Bank (2018)	AFDB	1994 - 2019	Baseline source, overlaps with anchor year 2015.

2 Harmonised series

— GMD estimate | Source change ● AFDB ● IMF GFS



Georgia

COVERAGE
1995–2024

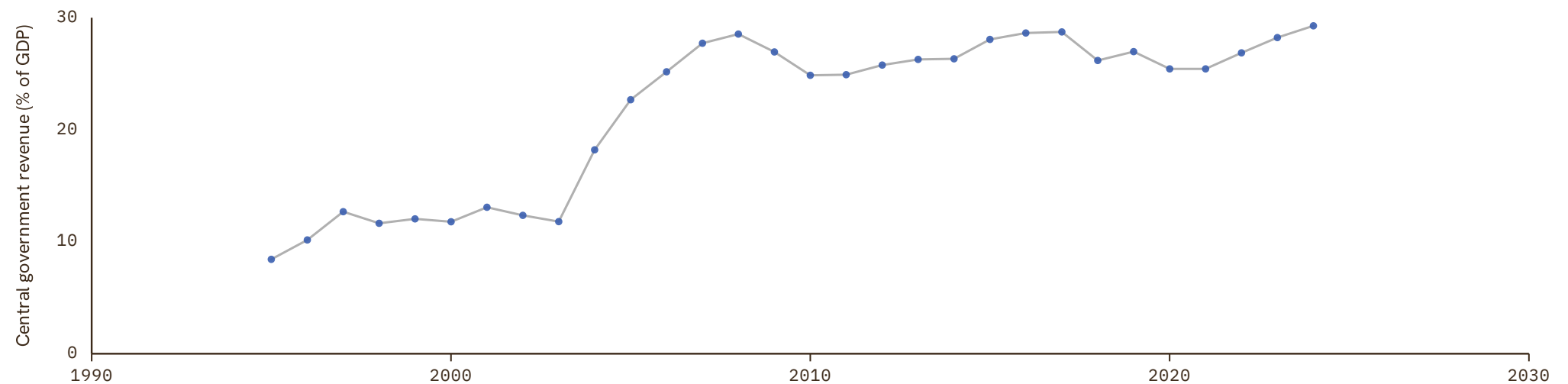
UNIT
in %

1 Source composition

SOURCE	CODE	TIME SPAN	NOTES
International Monetary Fund (2024)	IMF GFS	1995 - 2024	Baseline source, overlaps with anchor year 2015.

2 Harmonised series

— GMD estimate ● IMF GFS



Germany

COVERAGE
1872–2025

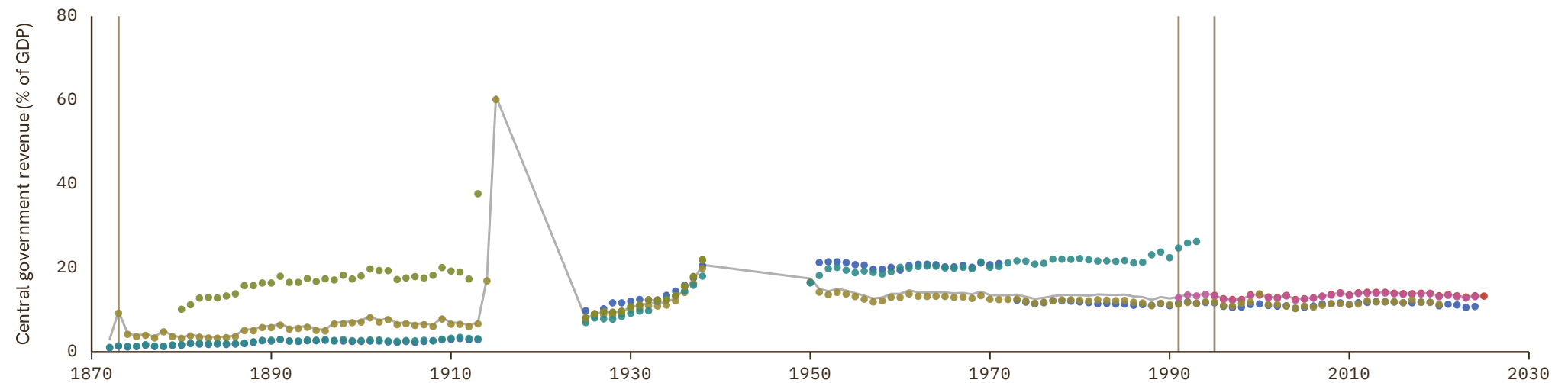
UNIT
in %

1 Source composition

SOURCE	CODE	TIME SPAN	NOTES
Brian Mitchell (2013)	Mitchell	1872 - 1872	Ratio-spliced using overlapping data in 1873: (ratio = 100%).
Jordá et al. (2017)	JST	1873 - 1990	Ratio-spliced using overlapping data in 1991: (ratio = 100%).
International Monetary Fund (2024)	IMF GFS	1991 - 1994	Ratio-spliced using overlapping data in 1995: (ratio = 100%).
Eurostat (2025)	EUS	1995 - 2025	Baseline source, overlaps with anchor year 2015.

2 Harmonised series

— GMD estimate | Source change ● ANDERSSON ● EUS ● FZ ● IMF GFS ● JST ● Mitchell ● Ritschl ● CS7



Ghana

COVERAGE
1950–2019

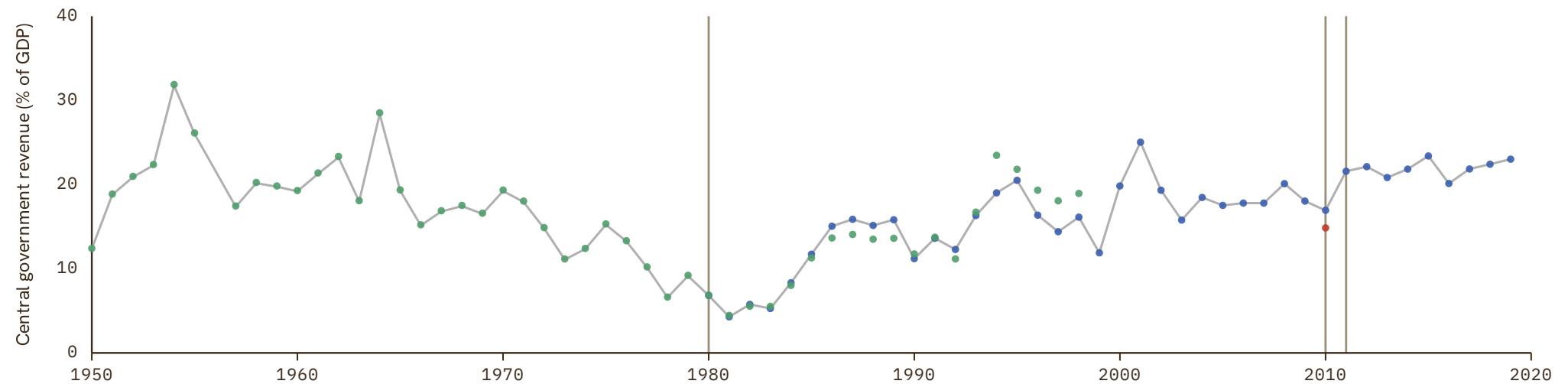
UNIT
in %

1 Source composition

SOURCE	CODE	TIME SPAN	NOTES
Brian Mitchell (2013)	Mitchell	1950 - 1979	Ratio-spliced using overlapping data in 1980: (ratio = 100%).
African Development Bank (2018)	AFDB	1980 - 2009	Ratio-spliced using overlapping data in 2010: (ratio = 100%).
International Monetary Fund (2024)	IMF GFS	2010 - 2010	Ratio-spliced using overlapping data in 2011: (ratio = 100%).
African Development Bank (2018)	AFDB	2011 - 2019	Baseline source, overlaps with anchor year 2015.

2 Harmonised series

— GMD estimate | Source change ● AFDB ● IMF GFS ● Mitchell



Greece

COVERAGE
1833–2025

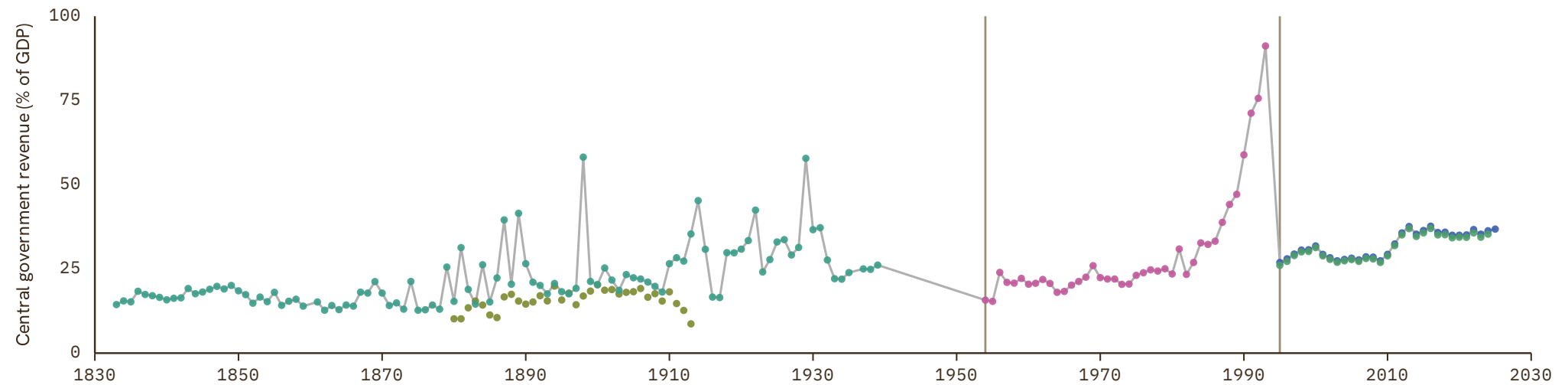
UNIT
in %

1 Source composition

SOURCE	CODE	TIME SPAN	NOTES
National Bank of Serbia (2024)	NBS	1833 - 1939	Ratio-spliced using overlapping data in 1940: (ratio = 100%).
Brian Mitchell (2013)	Mitchell	1954 - 1993	Ratio-spliced using overlapping data in 1994: (ratio = 100%).
Eurostat (2025)	EUS	1995 - 2025	Baseline source, overlaps with anchor year 2015.

2 Harmonised series

— GMD estimate | Source change ● EUS ● FZ ● IMF GFS ● Mitchell ● NBS



Guatemala

COVERAGE
1923–2025

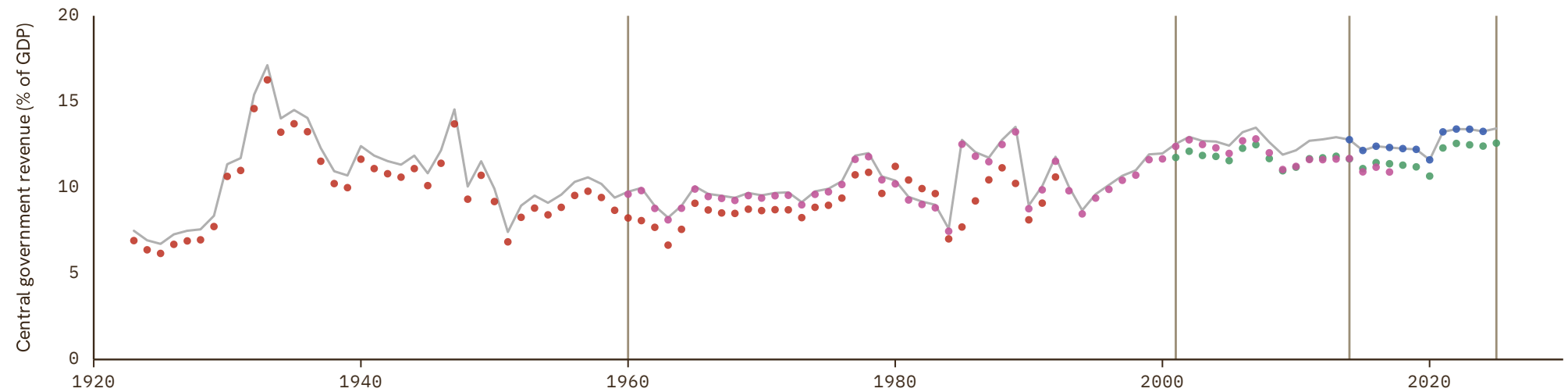
UNIT
in %

1 Source composition

SOURCE	CODE	TIME SPAN	NOTES
Brian Mitchell (2013)	Mitchell	1923 - 1959	Ratio-spliced using overlapping data in 1960: (ratio = 100%).
Consejo Monetario Centroamericano (2017)	SECMCA HIST	1960 - 2000	Ratio-spliced using overlapping data in 2001: (ratio = 100%).
Consejo Monetario Centroamericano (2026)	SECMCA	2001 - 2013	Ratio-spliced using overlapping data in 2014: (ratio = 100%).
International Monetary Fund (2024)	IMF GFS	2014 - 2024	Baseline source, overlaps with anchor year 2015.
Consejo Monetario Centroamericano (2026)	SECMCA	2025 - 2025	Ratio-spliced using overlapping data in 2026: (ratio = 100%).

2 Harmonised series

— GMD estimate | Source change ● IMF GFS ● Mitchell ● SECMCA ● SECMCA HIST



Guinea

COVERAGE
1980–2022

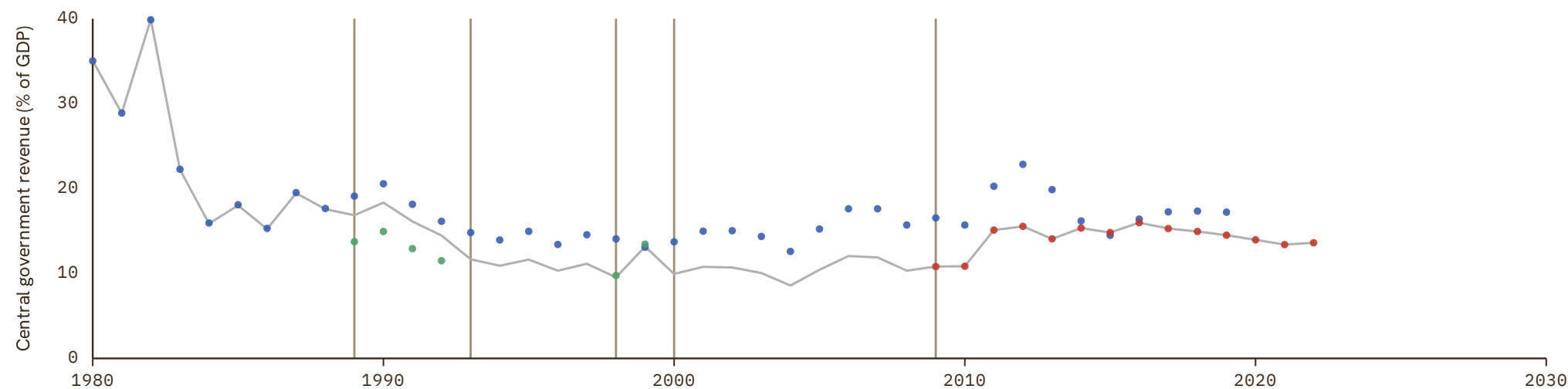
UNIT
in %

1 Source composition

SOURCE	CODE	TIME SPAN	NOTES
African Development Bank (2018)	AFDB	1980 - 1988	Ratio-spliced using overlapping data in 1989: (ratio = 100%).
International Monetary Fund (2024)	IMF GFS	1989 - 1992	Ratio-spliced using overlapping data in 1993: (ratio = 100%).
African Development Bank (2018)	AFDB	1993 - 1997	Ratio-spliced using overlapping data in 1998: (ratio = 100%).
International Monetary Fund (2024)	IMF GFS	1998 - 1999	Ratio-spliced using overlapping data in 2000: (ratio = 100%).
African Development Bank (2018)	AFDB	2000 - 2008	Ratio-spliced using overlapping data in 2009: (ratio = 100%).
African Union (2024)	AFRISTAT	2009 - 2022	Baseline source, overlaps with anchor year 2015.

2 Harmonised series

— GMD estimate | | Source change ● AFDB ● AFRISTAT ● IMF GFS



Guinea-Bissau

COVERAGE
1980–2024

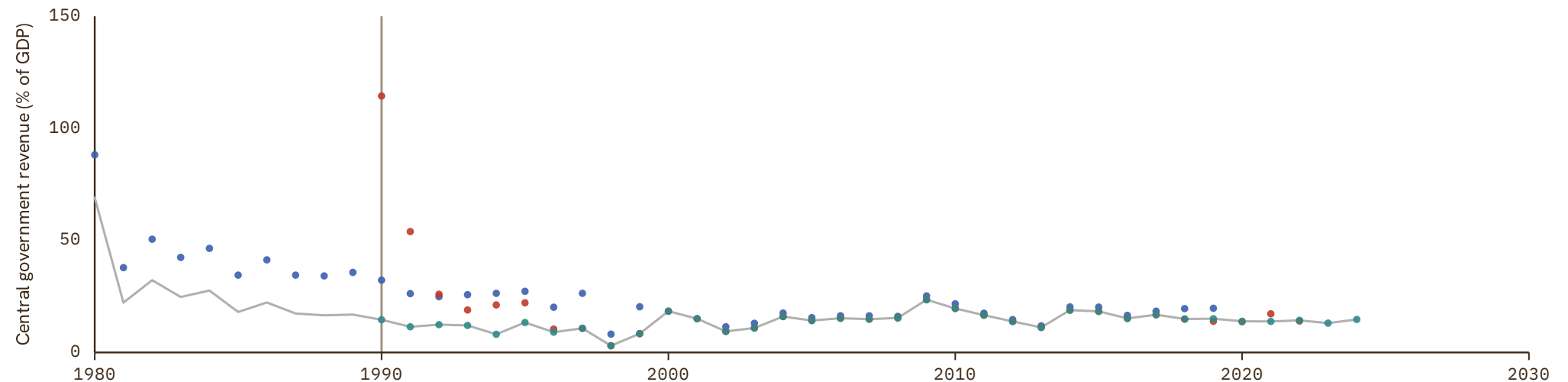
UNIT
in %

1 Source composition

SOURCE	CODE	TIME SPAN	NOTES
African Development Bank (2018)	AFDB	1980 - 1989	Ratio-spliced using overlapping data in 1990: (ratio = 100%).
BCEAO (2024)	BCEAO	1990 - 2024	Baseline source, overlaps with anchor year 2015.

2 Harmonised series

— GMD estimate | Source change ● AFDB ● AFRISTAT ● BCEAO



Guyana

COVERAGE
1952–1992

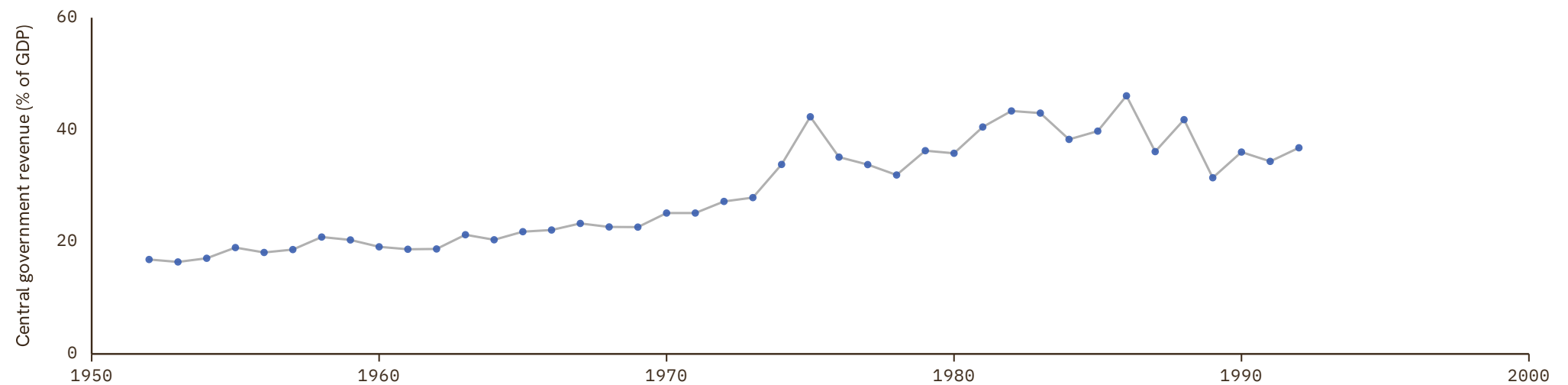
UNIT
in %

1 Source composition

SOURCE	CODE	TIME SPAN	NOTES
Brian Mitchell (2013)	Mitchell	1952 - 1992	Ratio-spliced using overlapping data in 1993: (ratio = 100%).

2 Harmonised series

— GMD estimate ● Mitchell



Haiti

COVERAGE

1955–1987

UNIT

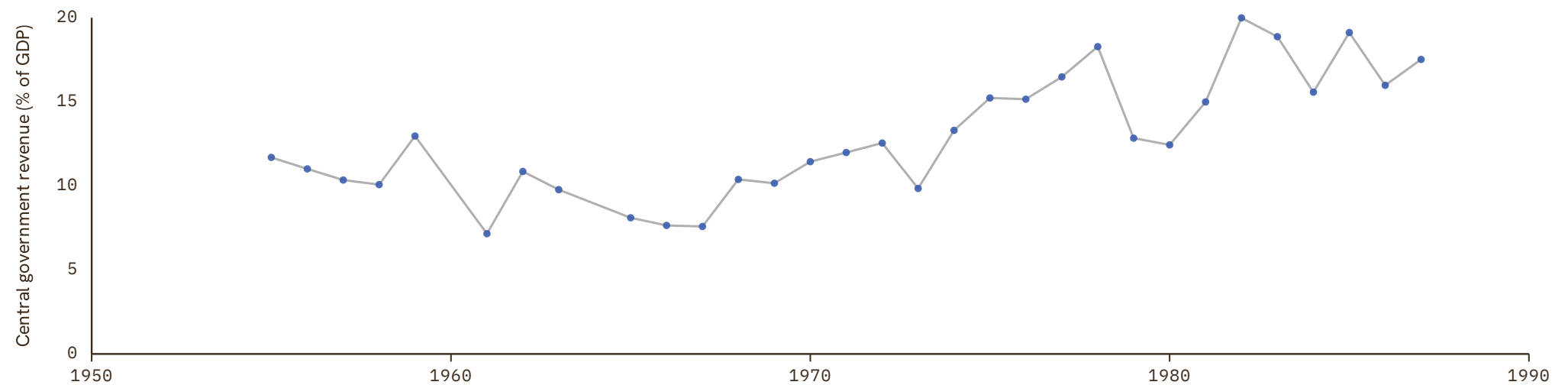
in %

1 Source composition

SOURCE	CODE	TIME SPAN	NOTES
Brian Mitchell (2013)	Mitchell	1955 - 1987	Ratio-spliced using overlapping data in 1988: (ratio = 100%).

2 Harmonised series

— GMD estimate ● Mitchell



Honduras

COVERAGE
1925–2025

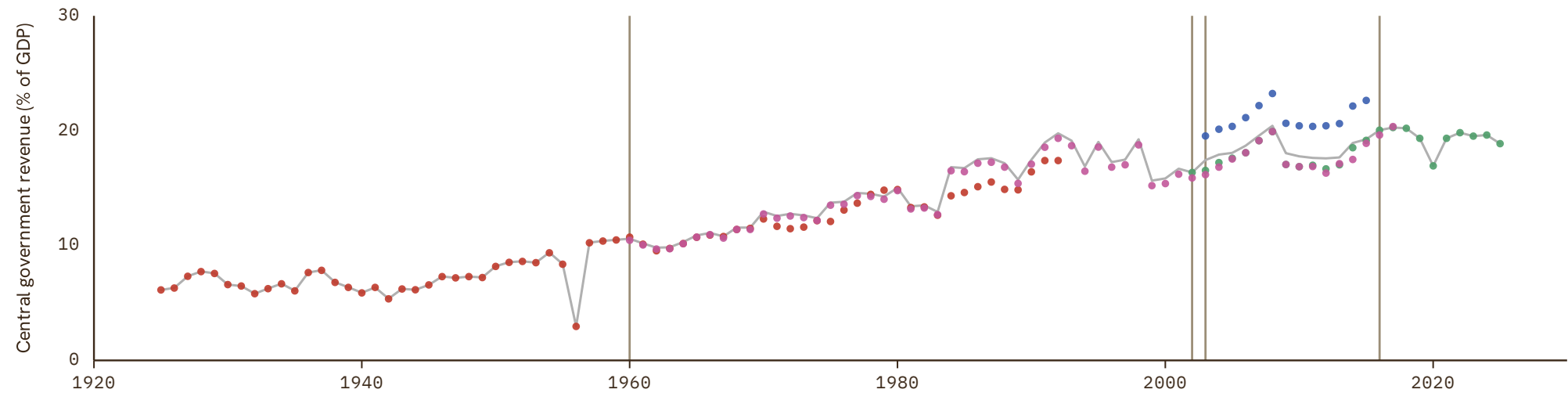
UNIT
in %

1 Source composition

SOURCE	CODE	TIME SPAN	NOTES
Brian Mitchell (2013)	Mitchell	1925 - 1959	Ratio-spliced using overlapping data in 1960: (ratio = 100%).
Consejo Monetario Centroamericano (2017)	SECMCA HIST	1960 - 2001	Ratio-spliced using overlapping data in 2002: (ratio = 100%).
Consejo Monetario Centroamericano (2026)	SECMCA	2002 - 2002	Ratio-spliced using overlapping data in 2003: (ratio = 100%).
International Monetary Fund (2024)	IMF GFS	2003 - 2015	Ratio-spliced using overlapping data in 2016: (ratio = 100%).
Consejo Monetario Centroamericano (2026)	SECMCA	2016 - 2025	Ratio-spliced using overlapping data in 2026: (ratio = 100%).

2 Harmonised series

— GMD estimate | Source change ● IMF GFS ● Mitchell ● SECMCA ● SECMCA HIST



Hong Kong

COVERAGE
1947–1954

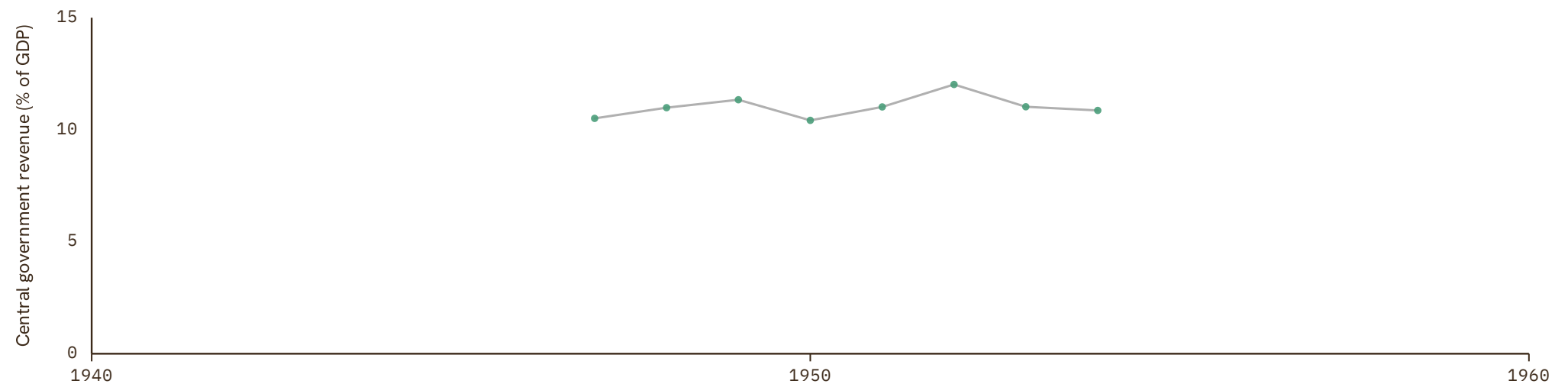
UNIT
in %

1 Source composition

SOURCE	CODE	TIME SPAN	NOTES
Hong Kong Institute (2024)	CS1 HKG	1947 - 1954	Ratio-spliced using overlapping data in 1955: (ratio = 100%).

2 Harmonised series

— GMD estimate ● CS1



Hungary

COVERAGE
1900–2025

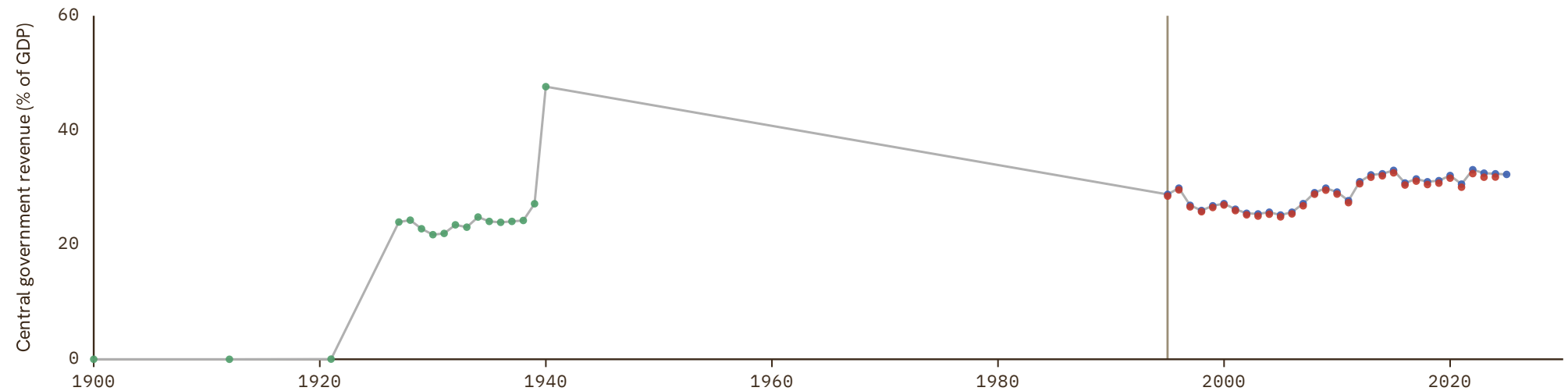
UNIT
in %

1 Source composition

SOURCE	CODE	TIME SPAN	NOTES
Brian Mitchell (2013)	Mitchell	1900 - 1940	Ratio-spliced using overlapping data in 1941: (ratio = 100%).
Eurostat (2025)	EUS	1995 - 2025	Baseline source, overlaps with anchor year 2015.

2 Harmonised series

— GMD estimate | Source change ● EUS ● IMF GFS ● Mitchell



Iceland

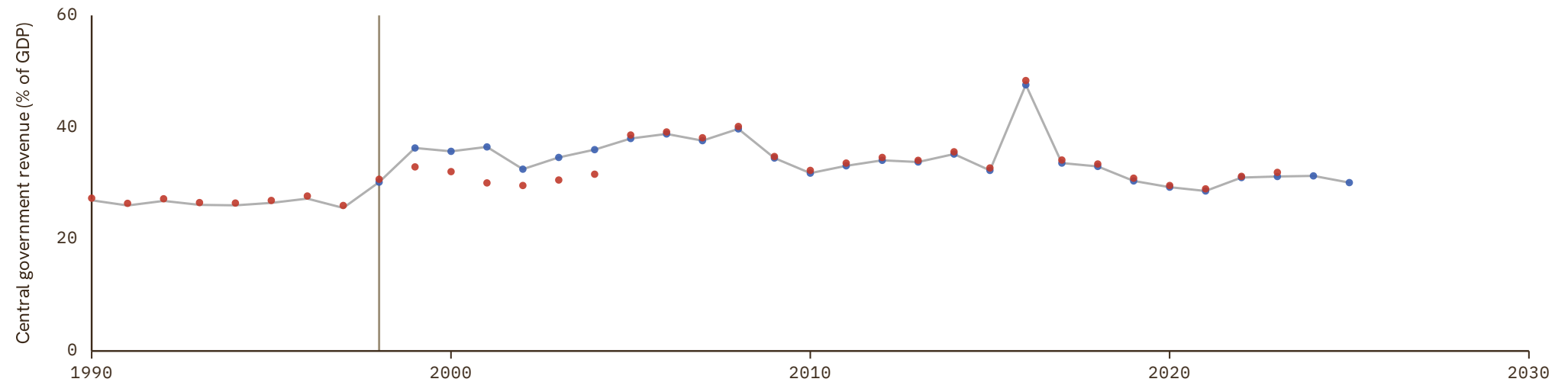
COVERAGE | UNIT
1990-2025 | in %

1 Source composition

SOURCE	CODE	TIME SPAN	NOTES
International Monetary Fund (2024)	IMF GFS	1990 - 1997	Ratio-spliced using overlapping data in 1998: (ratio = 100%).
Eurostat (2025)	EUS	1998 - 2025	Baseline source, overlaps with anchor year 2015.

2 Harmonised series

— GMD estimate | | Source change ● EUS ● IMF GFS



India

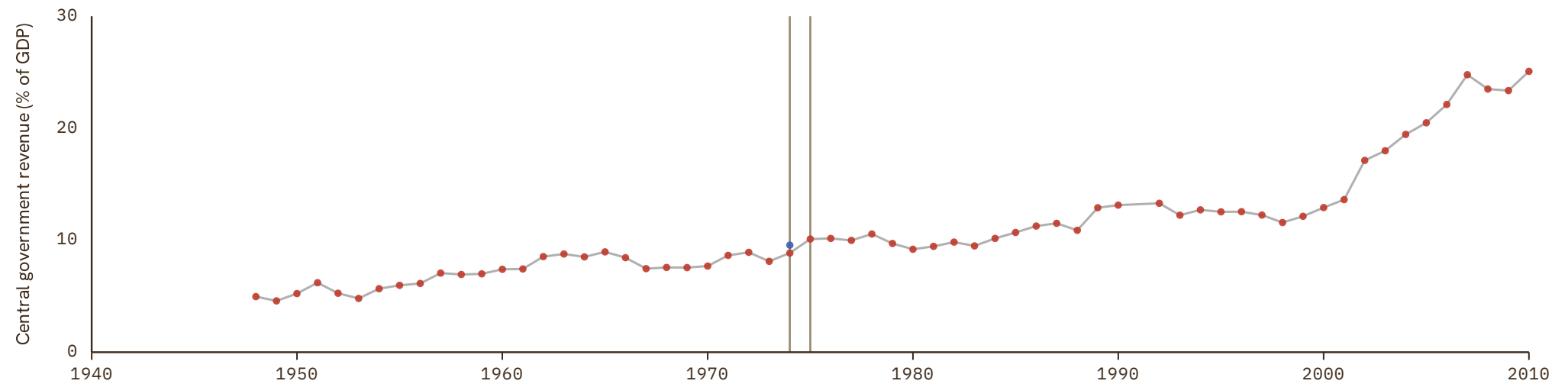
COVERAGE
1948–2010UNIT
in %

1 Source composition

SOURCE	CODE	TIME SPAN	NOTES
Brian Mitchell (2013)	Mitchell	1948 - 1973	Ratio-spliced using overlapping data in 1974: (ratio = 100%).
International Monetary Fund (2024)	IMF GFS	1974 - 1974	Ratio-spliced using overlapping data in 1975: (ratio = 100%).
Brian Mitchell (2013)	Mitchell	1975 - 2010	Ratio-spliced using overlapping data in 2011: (ratio = 100%).

2 Harmonised series

— GMD estimate | Source change ● IMF GFS ● Mitchell



Indonesia

COVERAGE
1921-2023

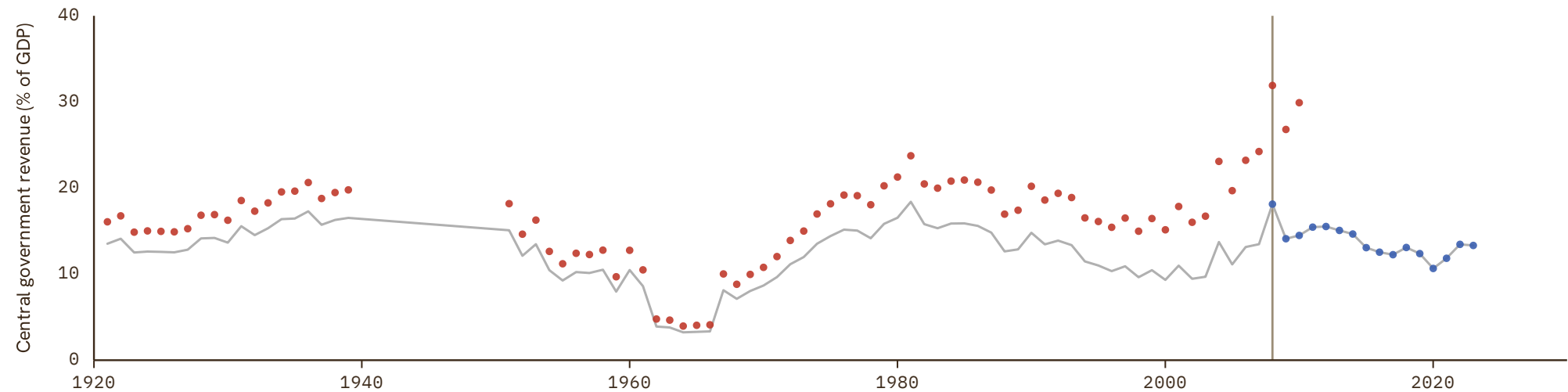
UNIT
in %

1 Source composition

SOURCE	CODE	TIME SPAN	NOTES
Brian Mitchell (2013)	Mitchell	1921 - 2007	Ratio-spliced using overlapping data in 2008: (ratio = 100%).
International Monetary Fund (2024)	IMF GFS	2008 - 2023	Baseline source, overlaps with anchor year 2015.

2 Harmonised series

— GMD estimate | | Source change ● IMF GFS ● Mitchell



Iran

COVERAGE
1959–2009

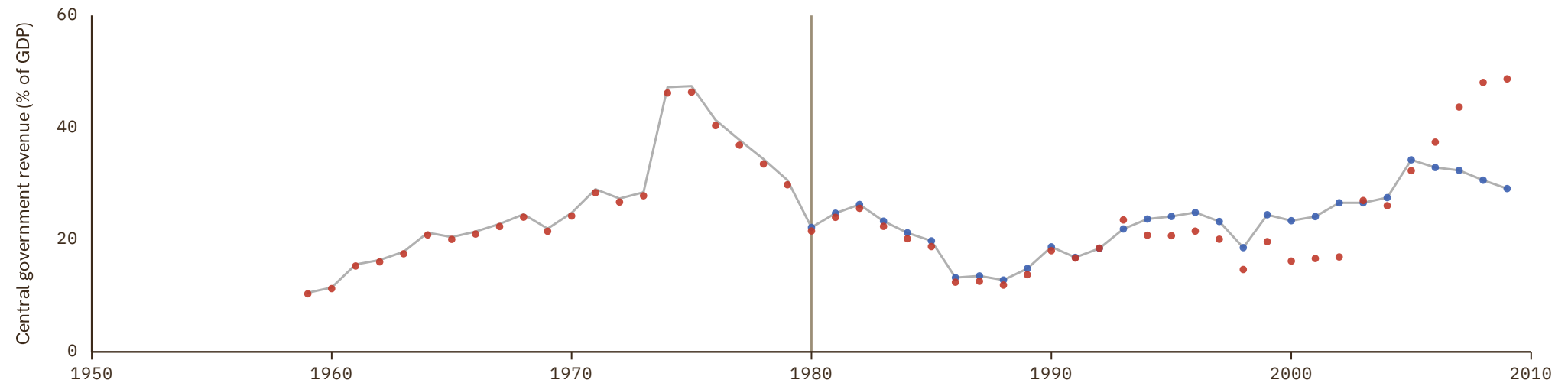
UNIT
in %

1 Source composition

SOURCE	CODE	TIME SPAN	NOTES
Brian Mitchell (2013)	Mitchell	1959 - 1979	Ratio-spliced using overlapping data in 1980: (ratio = 100%).
International Monetary Fund (2024)	IMF GFS	1980 - 2009	Ratio-spliced using overlapping data in 2010: (ratio = 100%).

2 Harmonised series

— GMD estimate | Source change ● IMF GFS ● Mitchell



Iraq

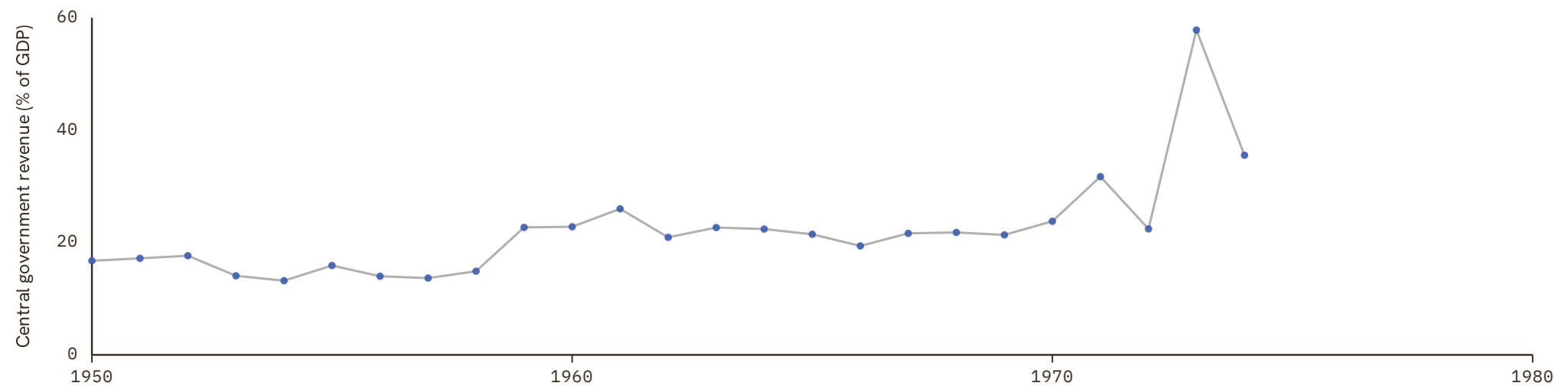
COVERAGE
1950–1974UNIT
in %

1 Source composition

SOURCE	CODE	TIME SPAN	NOTES
Brian Mitchell (2013)	Mitchell	1950 - 1974	Ratio-spliced using overlapping data in 1975: (ratio = 100%).

2 Harmonised series

— GMD estimate ● Mitchell



Ireland

COVERAGE
1938-2025

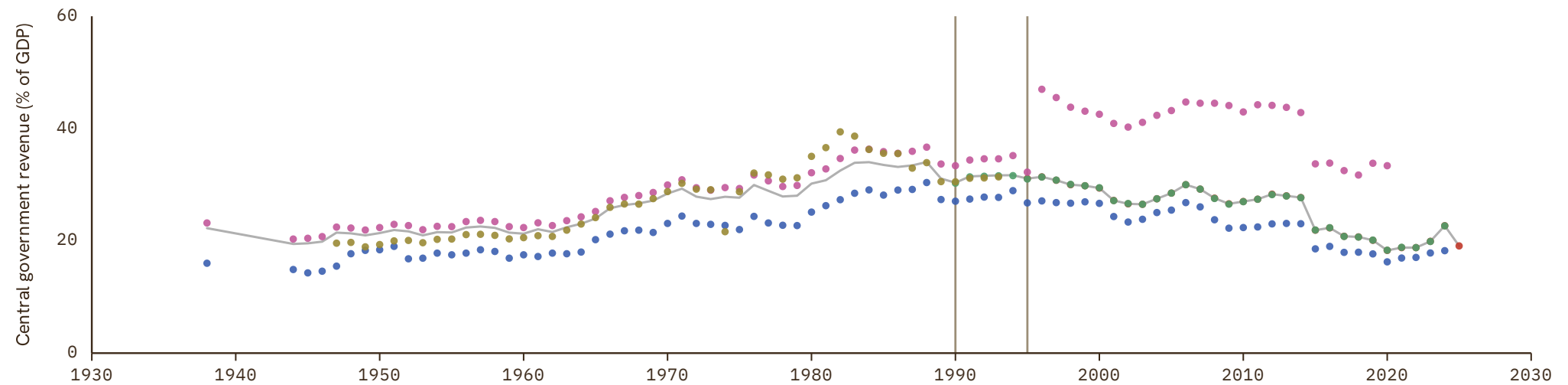
UNIT
in %

1 Source composition

SOURCE	CODE	TIME SPAN	NOTES
Jordá et al. (2017)	JST	1938 - 1989	Ratio-spliced using overlapping data in 1990: (ratio = 100%).
International Monetary Fund (2024)	IMF GFS	1990 - 1994	Ratio-spliced using overlapping data in 1995: (ratio = 100%).
Eurostat (2025)	EUS	1995 - 2025	Baseline source, overlaps with anchor year 2015.

2 Harmonised series

— GMD estimate | Source change ● ANDERSSON ● EUS ● IMF GFS ● JST ● Mitchell



Israel

COVERAGE
1950–2024

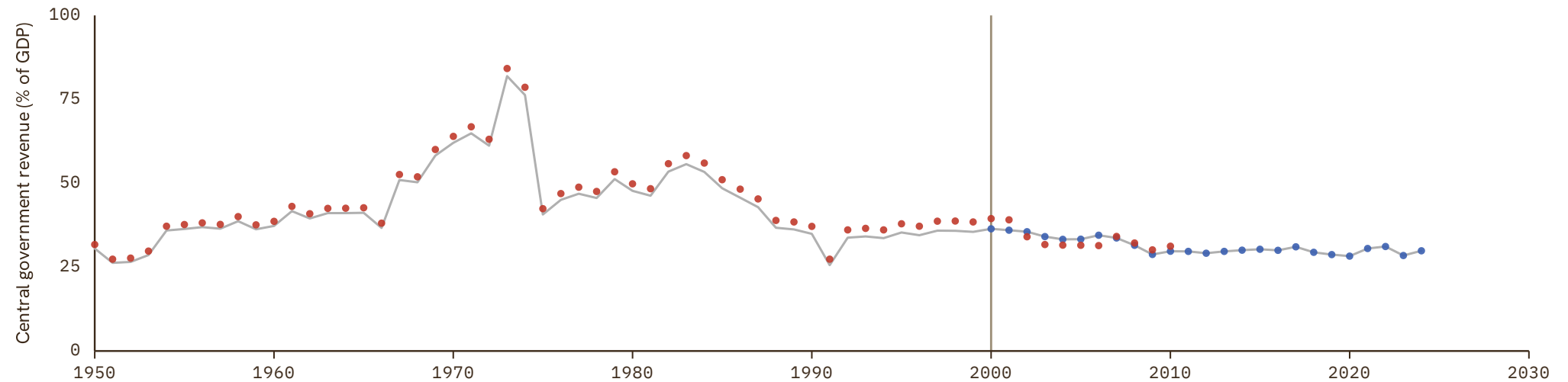
UNIT
in %

1 Source composition

SOURCE	CODE	TIME SPAN	NOTES
Brian Mitchell (2013)	Mitchell	1950 - 1999	Ratio-spliced using overlapping data in 2000: (ratio = 100%).
International Monetary Fund (2024)	IMF GFS	2000 - 2024	Baseline source, overlaps with anchor year 2015.

2 Harmonised series

— GMD estimate | | Source change ● IMF GFS ● Mitchell



Italy

COVERAGE
1862–2025

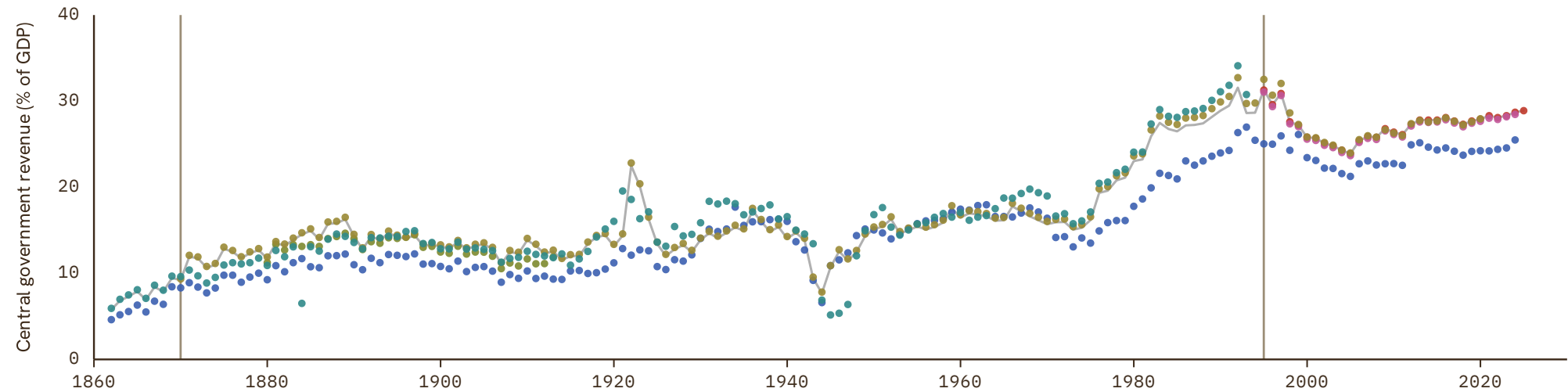
UNIT
in %

1 Source composition

SOURCE	CODE	TIME SPAN	NOTES
Brian Mitchell (2013)	Mitchell	1862 - 1869	Ratio-spliced using overlapping data in 1870: (ratio = 100%).
Jordá et al. (2017)	JST	1870 - 1994	Ratio-spliced using overlapping data in 1995: (ratio = 100%).
Eurostat (2025)	EUS	1995 - 2025	Baseline source, overlaps with anchor year 2015.

2 Harmonised series

— GMD estimate | Source change ● ANDERSSON ● EUS ● FZ ● IMF GFS ● JST ● Mitchell



Ivory Coast

COVERAGE
1960-2024

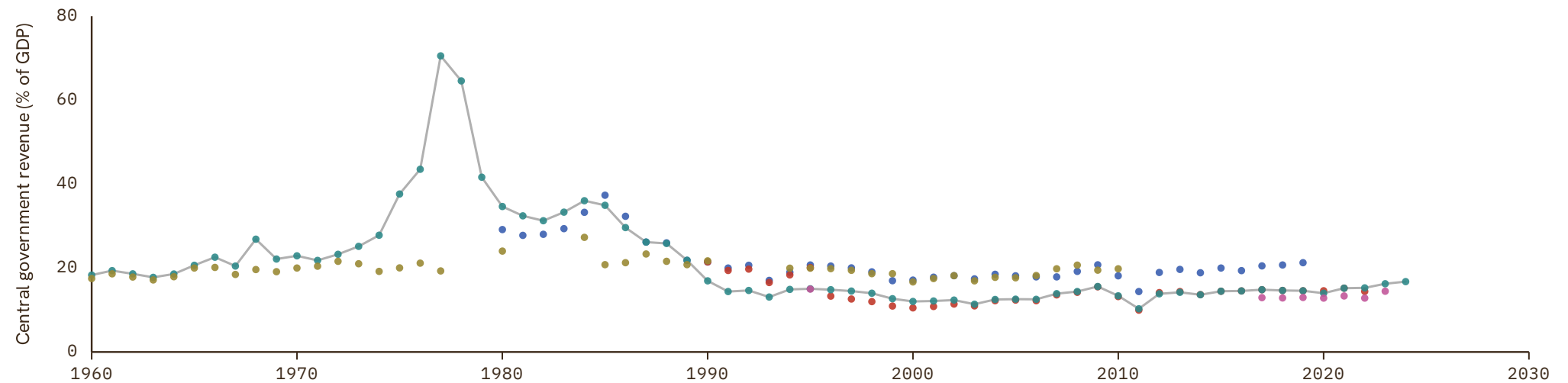
UNIT
in %

1 Source composition

SOURCE	CODE	TIME SPAN	NOTES
BCEAO (2024)	BCEAO	1960 - 2024	Baseline source, overlaps with anchor year 2015.

2 Harmonised series

— GMD estimate ● AFDB ● AFRISTAT ● BCEAO ● IMF GFS ● Mitchell



Jamaica

COVERAGE
1929-1992

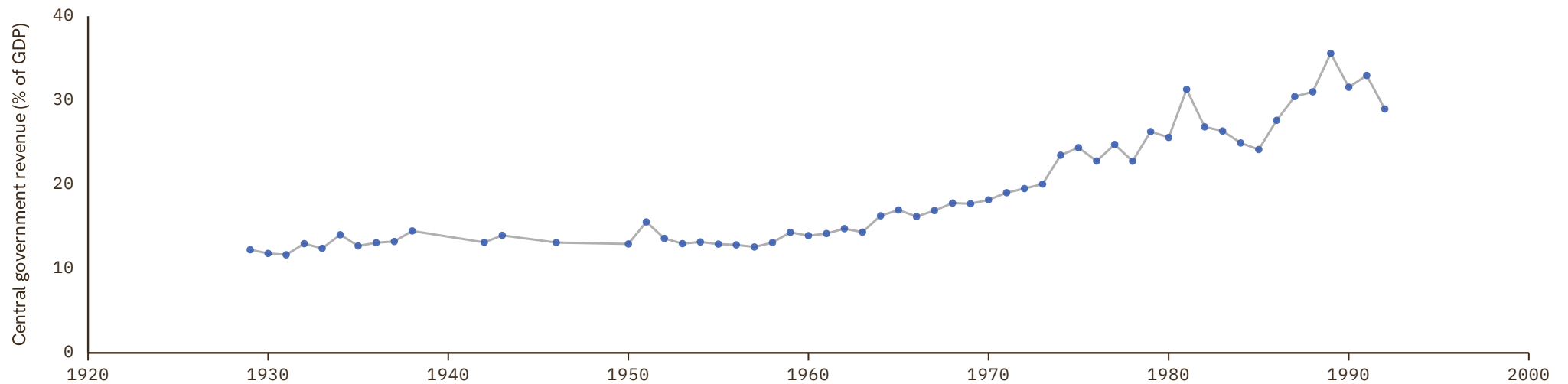
UNIT
in %

1 Source composition

SOURCE	CODE	TIME SPAN	NOTES
Brian Mitchell (2013)	Mitchell	1929 - 1992	Ratio-spliced using overlapping data in 1993: (ratio = 100%).

2 Harmonised series

— GMD estimate ● Mitchell



Japan

COVERAGE
1875–2024

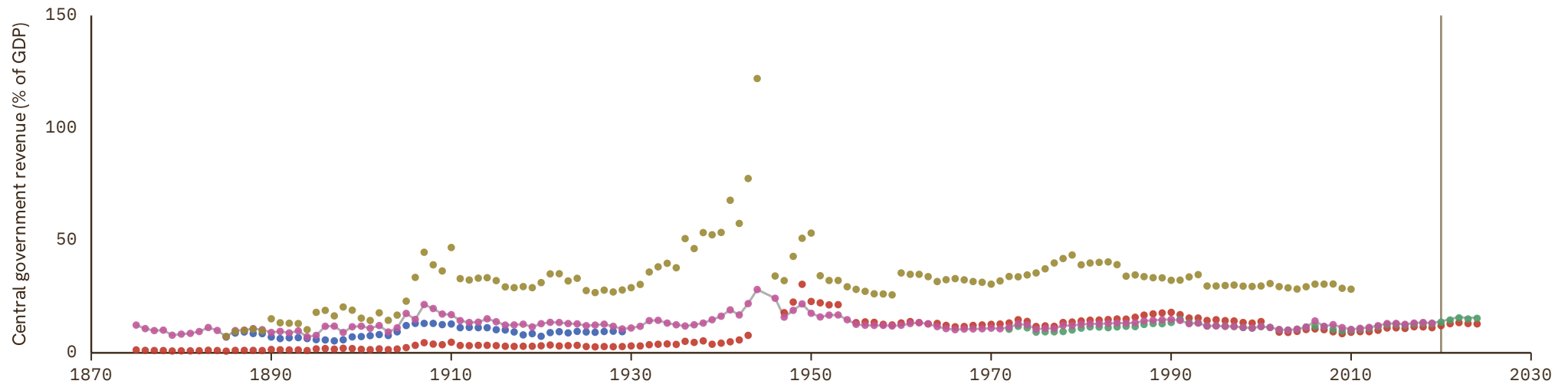
UNIT
in %

1 Source composition

SOURCE	CODE	TIME SPAN	NOTES
Jordá et al. (2017)	JST	1875 - 2019	Baseline source, overlaps with anchor year 2015.
International Monetary Fund (2024)	IMF GFS	2020 - 2024	Ratio-spliced using overlapping data in 2025: (ratio = 100%).

2 Harmonised series

— GMD estimate | Source change ● AHSTAT ● ANDERSSON ● IMF GFS ● JST ● Mitchell



Jordan

COVERAGE
1959–2023

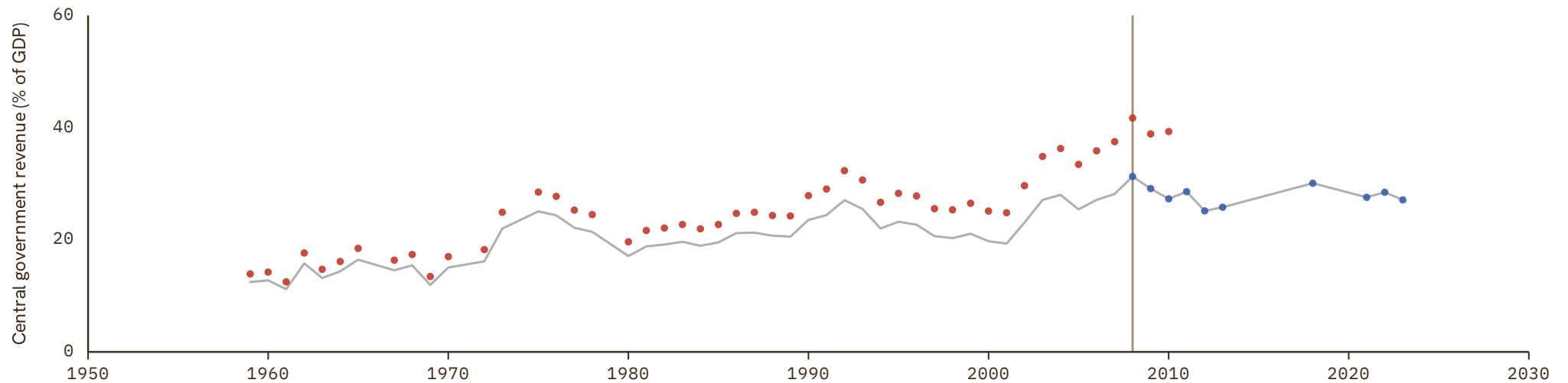
UNIT
in %

1 Source composition

SOURCE	CODE	TIME SPAN	NOTES
Brian Mitchell (2013)	Mitchell	1959 - 2007	Ratio-spliced using overlapping data in 2008: (ratio = 100%).
International Monetary Fund (2024)	IMF GFS	2008 - 2023	Baseline source, overlaps with anchor year 2015.

2 Harmonised series

— GMD estimate | Source change ● IMF GFS ● Mitchell



Kazakhstan

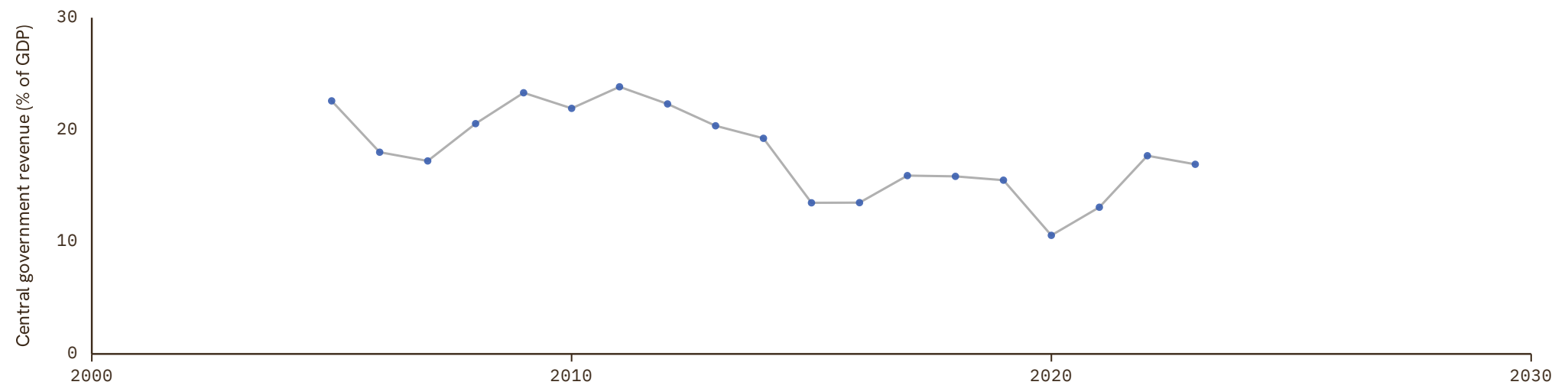
COVERAGE
2005–2023UNIT
in %

1 Source composition

SOURCE	CODE	TIME SPAN	NOTES
International Monetary Fund (2024)	IMF GFS	2005 - 2023	Baseline source, overlaps with anchor year 2015.

2 Harmonised series

— GMD estimate ● IMF GFS



Kenya

COVERAGE
1955–2023

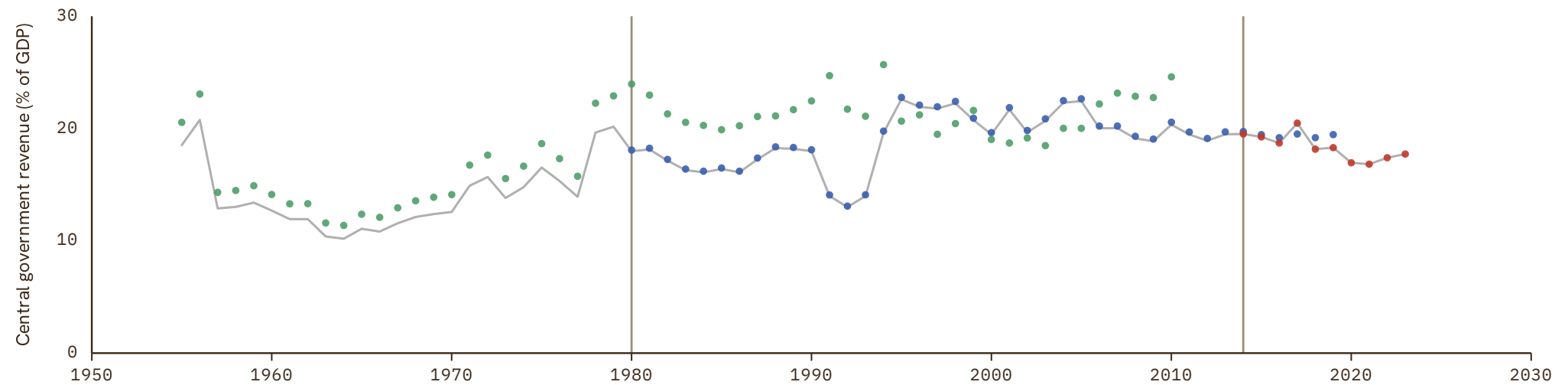
UNIT
in %

1 Source composition

SOURCE	CODE	TIME SPAN	NOTES
Brian Mitchell (2013)	Mitchell	1955 - 1979	Ratio-spliced using overlapping data in 1980: (ratio = 100%).
African Development Bank (2018)	AFDB	1980 - 2013	Ratio-spliced using overlapping data in 2014: (ratio = 100%).
International Monetary Fund (2024)	IMF GFS	2014 - 2023	Baseline source, overlaps with anchor year 2015.

2 Harmonised series

— GMD estimate | Source change ● AFDB ● IMF GFS ● Mitchell



Kuwait

COVERAGE
1964–2015

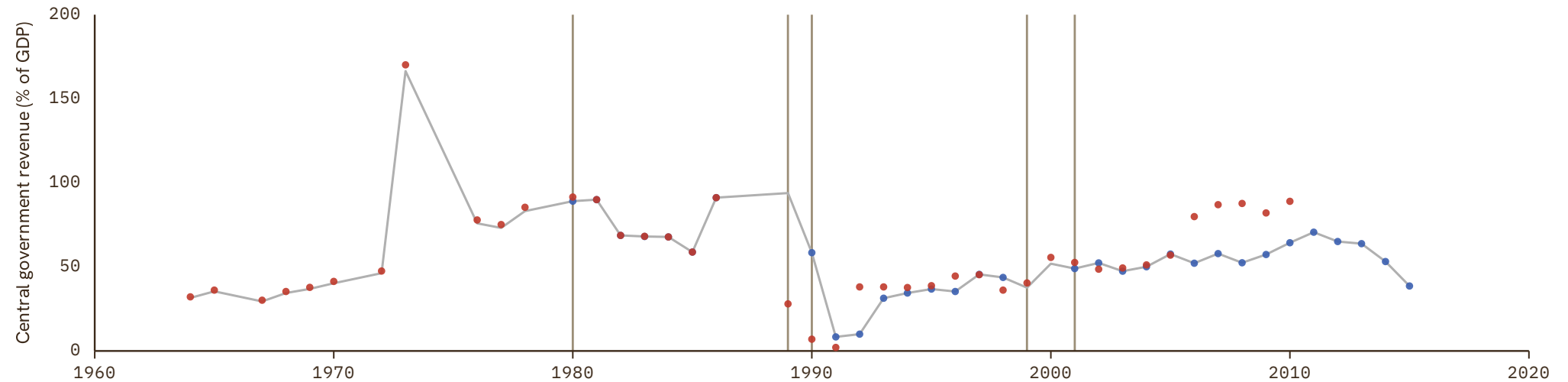
UNIT
in %

1 Source composition

SOURCE	CODE	TIME SPAN	NOTES
Brian Mitchell (2013)	Mitchell	1964 - 1978	Ratio-spliced using overlapping data in 1979: (ratio = 100%).
International Monetary Fund (2024)	IMF GFS	1980 - 1986	Ratio-spliced using overlapping data in 1987: (ratio = 100%).
Brian Mitchell (2013)	Mitchell	1989 - 1989	Ratio-spliced using overlapping data in 1990: (ratio = 100%).
International Monetary Fund (2024)	IMF GFS	1990 - 1998	Ratio-spliced using overlapping data in 1999: (ratio = 100%).
Brian Mitchell (2013)	Mitchell	1999 - 2000	Ratio-spliced using overlapping data in 2001: (ratio = 100%).
International Monetary Fund (2024)	IMF GFS	2001 - 2015	Ratio-spliced using overlapping data in 2016: (ratio = 100%).

2 Harmonised series

— GMD estimate | | Source change ● IMF GFS ● Mitchell



Kyrgyzstan

COVERAGE
2013–2024

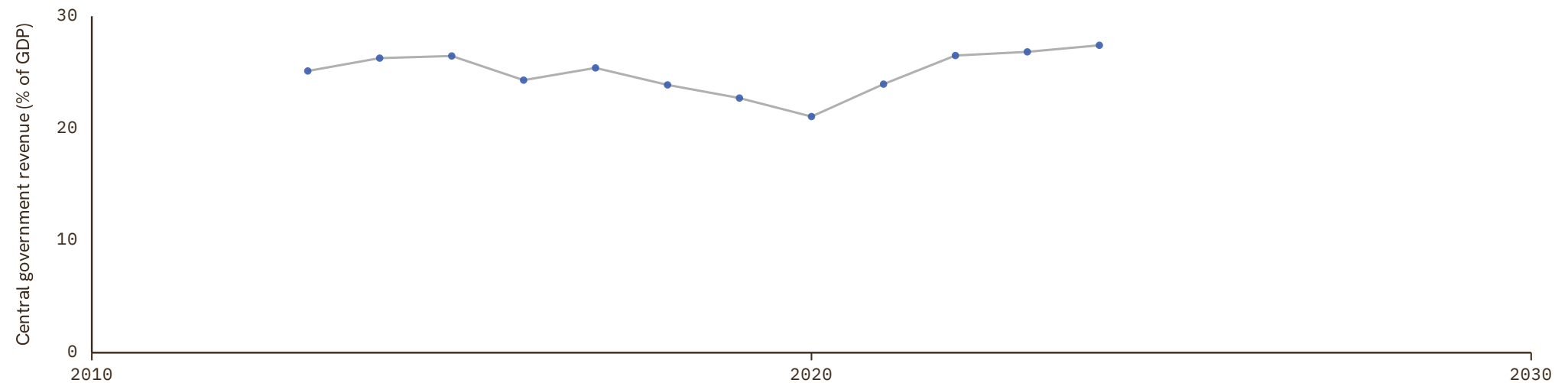
UNIT
in %

1 Source composition

SOURCE	CODE	TIME SPAN	NOTES
International Monetary Fund (2024)	IMF GFS	2013 - 2024	Baseline source, overlaps with anchor year 2015.

2 Harmonised series

— GMD estimate ● IMF GFS



Latvia

COVERAGE
1995–2025

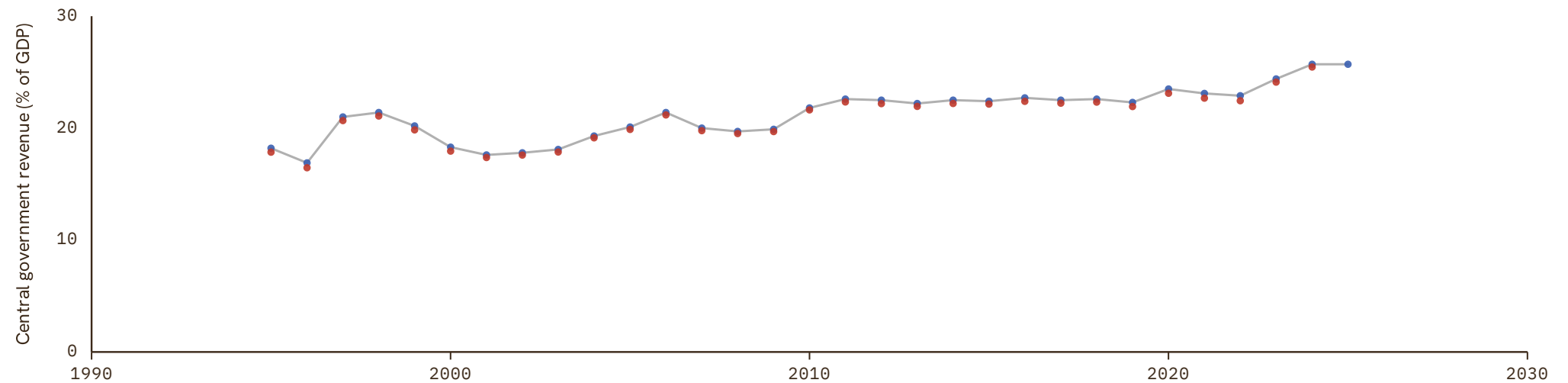
UNIT
in %

1 Source composition

SOURCE	CODE	TIME SPAN	NOTES
Eurostat (2025)	EUS	1995 - 2025	Baseline source, overlaps with anchor year 2015.

2 Harmonised series

— GMD estimate ● EUS ● IMF GFS



Lebanon

COVERAGE
1993–1996

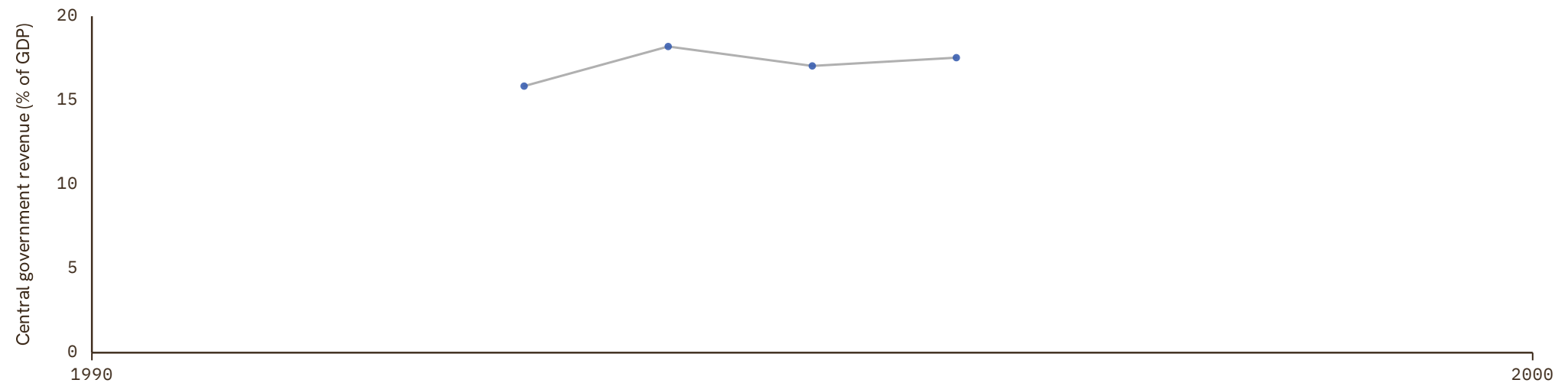
UNIT
in %

1 Source composition

SOURCE	CODE	TIME SPAN	NOTES
International Monetary Fund (2024)	IMF GFS	1993 - 1996	Ratio-spliced using overlapping data in 1997: (ratio = 100%).

2 Harmonised series

— GMD estimate ● IMF GFS



Lesotho

COVERAGE
1972–2019

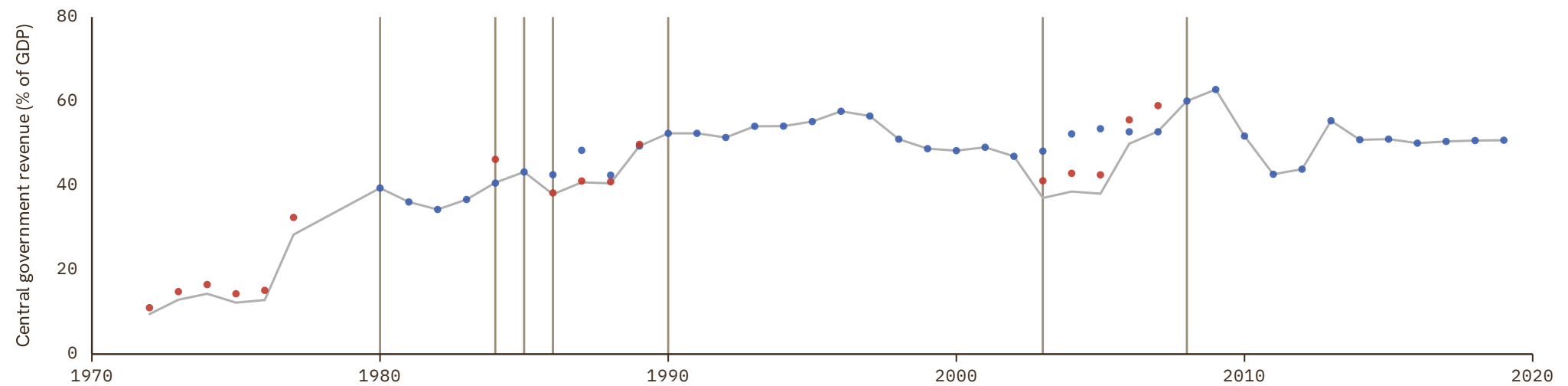
UNIT
in %

1 Source composition

SOURCE	CODE	TIME SPAN	NOTES
International Monetary Fund (2024)	IMF GFS	1972 - 1977	Ratio-spliced using overlapping data in 1978: (ratio = 100%).
African Development Bank (2018)	AFDB	1980 - 1983	Ratio-spliced using overlapping data in 1984: (ratio = 100%).
International Monetary Fund (2024)	IMF GFS	1984 - 1984	Ratio-spliced using overlapping data in 1985: (ratio = 100%).
African Development Bank (2018)	AFDB	1985 - 1985	Ratio-spliced using overlapping data in 1986: (ratio = 100%).
International Monetary Fund (2024)	IMF GFS	1986 - 1989	Ratio-spliced using overlapping data in 1990: (ratio = 100%).
African Development Bank (2018)	AFDB	1990 - 2002	Ratio-spliced using overlapping data in 2003: (ratio = 100%).
International Monetary Fund (2024)	IMF GFS	2003 - 2007	Ratio-spliced using overlapping data in 2008: (ratio = 100%).
African Development Bank (2018)	AFDB	2008 - 2019	Baseline source, overlaps with anchor year 2015.

2 Harmonised series

— GMD estimate | Source change ● AFDB ● IMF GFS



Liberia

COVERAGE
1964–2019

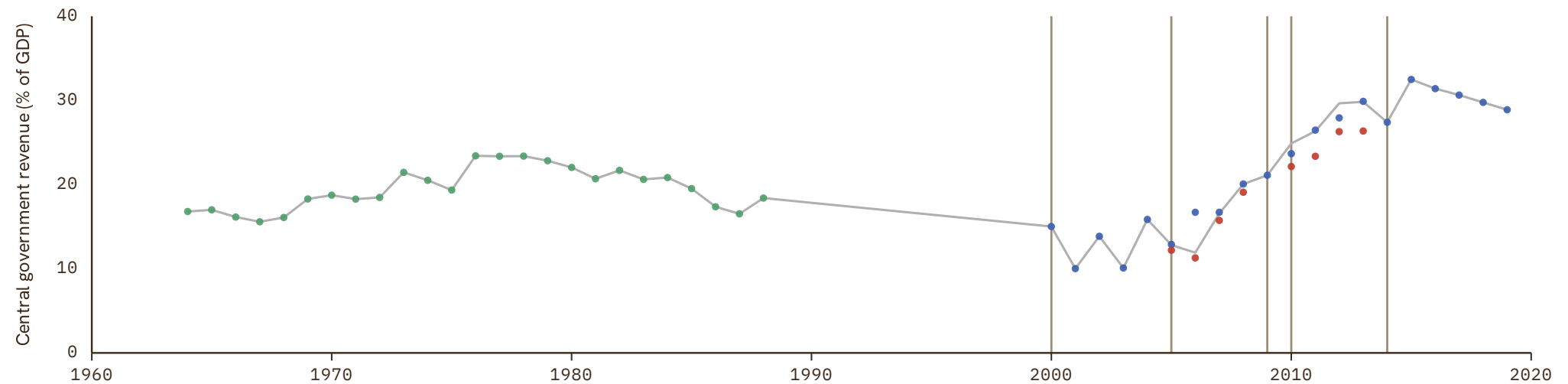
UNIT
in %

1 Source composition

SOURCE	CODE	TIME SPAN	NOTES
Brian Mitchell (2013)	Mitchell	1964 - 1988	Ratio-spliced using overlapping data in 1989: (ratio = 100%).
African Development Bank (2018)	AFDB	2000 - 2004	Ratio-spliced using overlapping data in 2005: (ratio = 100%).
International Monetary Fund (2024)	IMF GFS	2005 - 2008	Ratio-spliced using overlapping data in 2009: (ratio = 100%).
African Development Bank (2018)	AFDB	2009 - 2009	Ratio-spliced using overlapping data in 2010: (ratio = 100%).
International Monetary Fund (2024)	IMF GFS	2010 - 2013	Ratio-spliced using overlapping data in 2014: (ratio = 100%).
African Development Bank (2018)	AFDB	2014 - 2019	Baseline source, overlaps with anchor year 2015.

2 Harmonised series

— GMD estimate | Source change ● AFDB ● IMF GFS ● Mitchell



Libya

COVERAGE
1963–2019

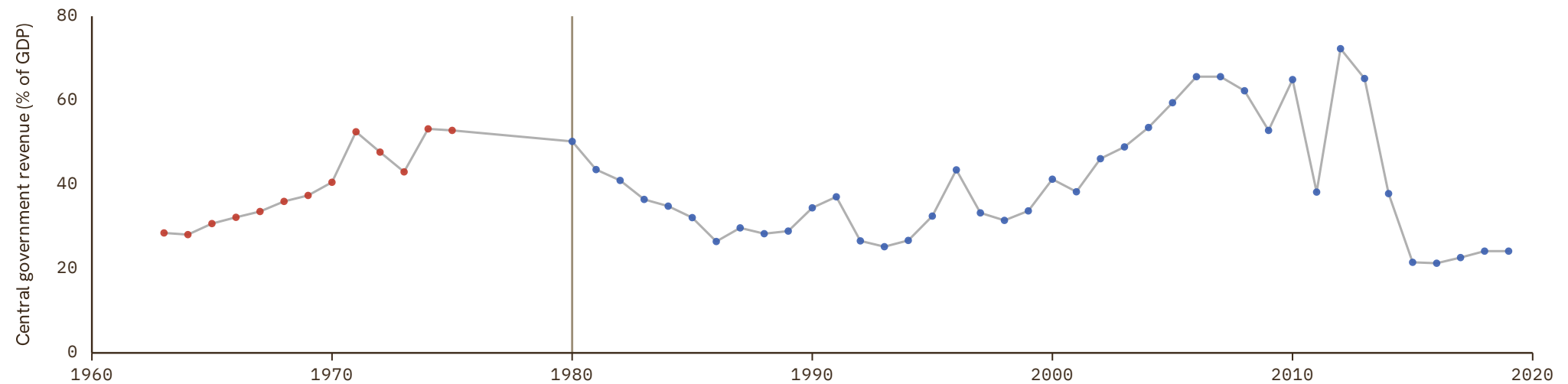
UNIT
in %

1 Source composition

SOURCE	CODE	TIME SPAN	NOTES
Brian Mitchell (2013)	Mitchell	1963 - 1975	Ratio-spliced using overlapping data in 1976: (ratio = 100%).
African Development Bank (2018)	AFDB	1980 - 2019	Baseline source, overlaps with anchor year 2015.

2 Harmonised series

— GMD estimate | Source change ● AFDB ● Mitchell



Lithuania

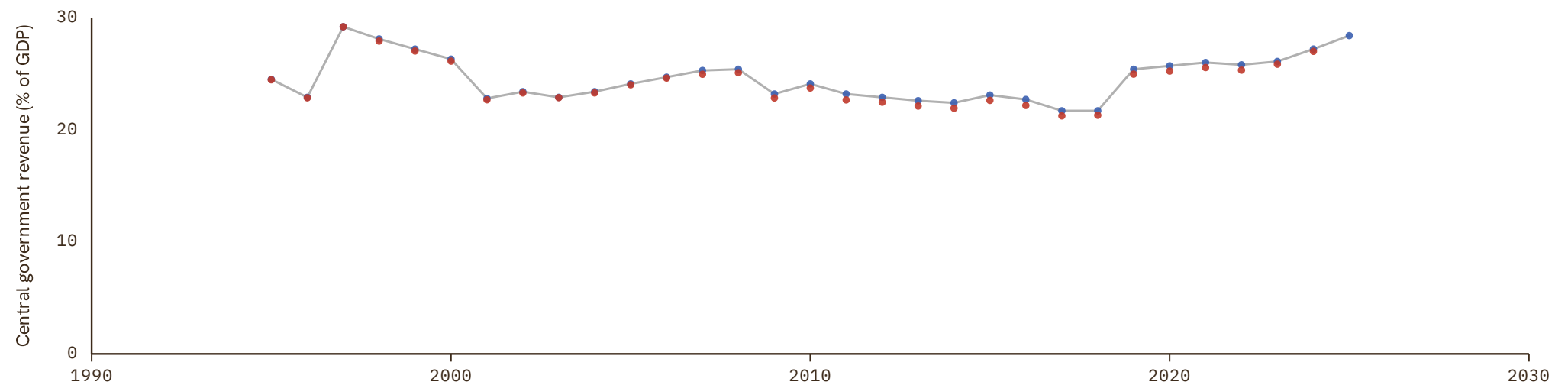
COVERAGE
1995–2025UNIT
in %

1 Source composition

SOURCE	CODE	TIME SPAN	NOTES
Eurostat (2025)	EUS	1995 - 2025	Baseline source, overlaps with anchor year 2015.

2 Harmonised series

— GMD estimate ● EUS ● IMF GFS



Luxembourg

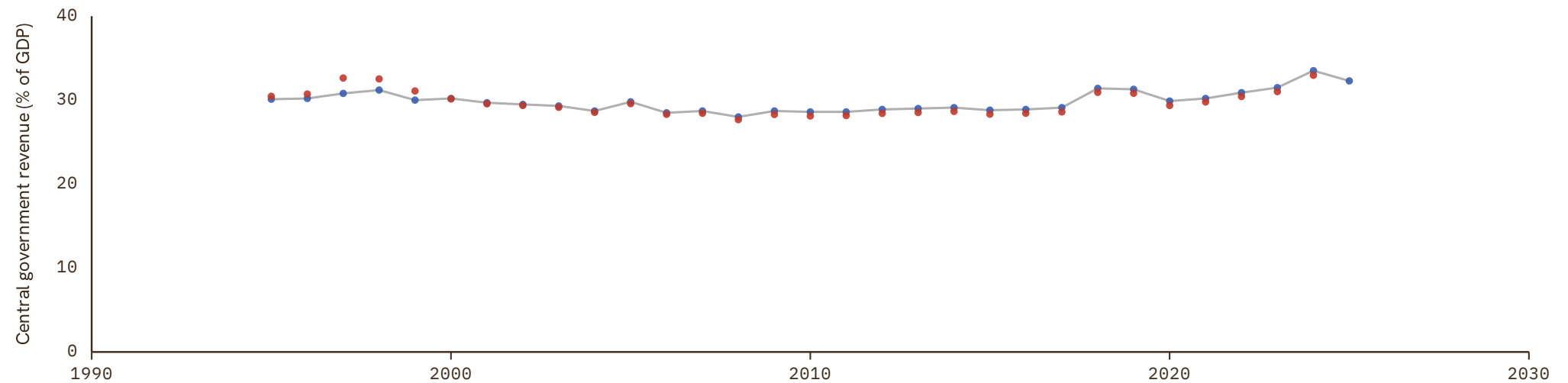
COVERAGE
1995–2025UNIT
in %

1 Source composition

SOURCE	CODE	TIME SPAN	NOTES
Eurostat (2025)	EUS	1995 - 2025	Baseline source, overlaps with anchor year 2015.

2 Harmonised series

— GMD estimate ● EUS ● IMF GFS



Macedonia

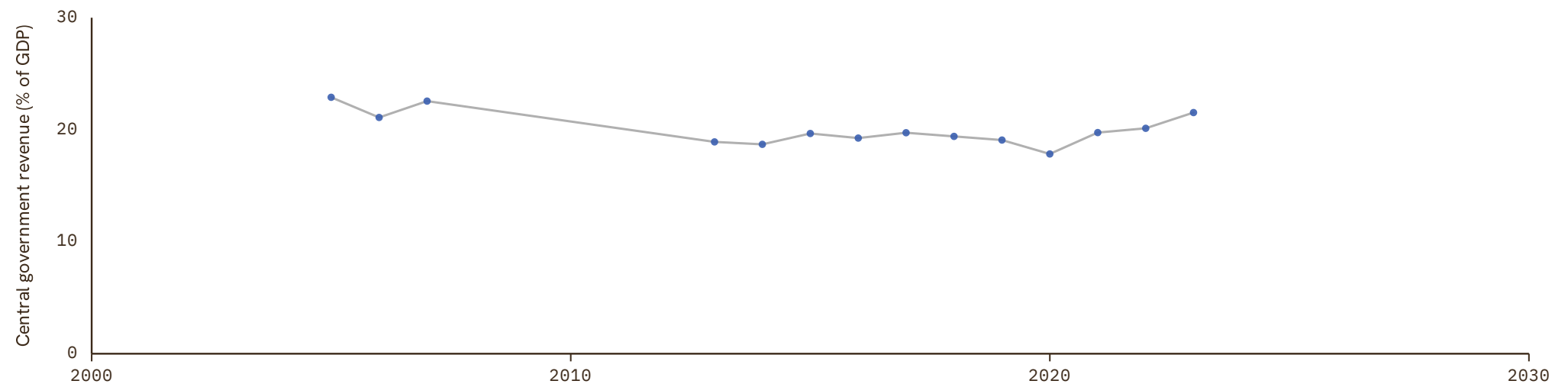
COVERAGE
2005–2023UNIT
in %

1 Source composition

SOURCE	CODE	TIME SPAN	NOTES
International Monetary Fund (2024)	IMF GFS	2005 - 2023	Baseline source, overlaps with anchor year 2015.

2 Harmonised series

— GMD estimate ● IMF GFS



Madagascar

COVERAGE
1950–2022

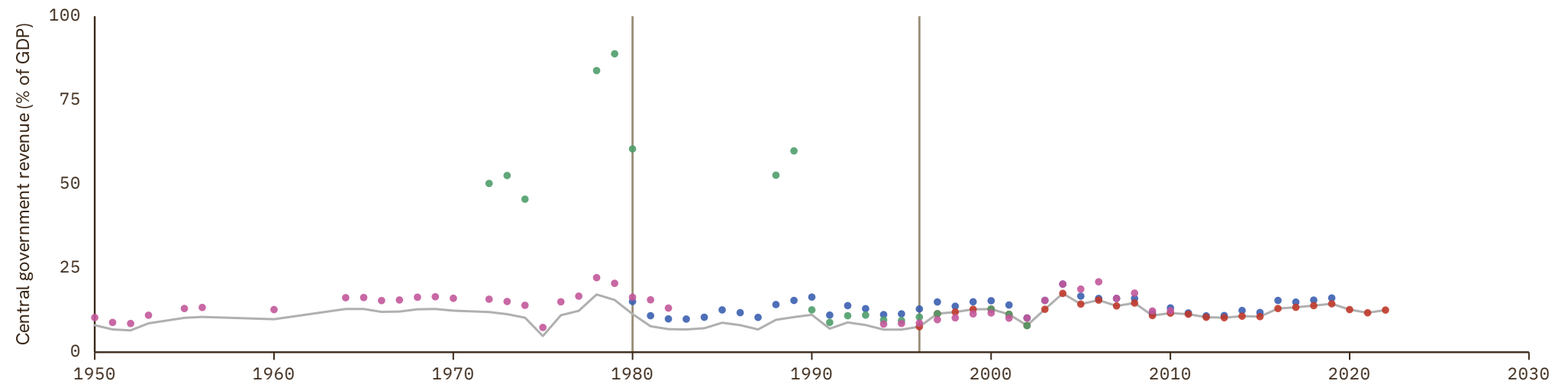
UNIT
in %

1 Source composition

SOURCE	CODE	TIME SPAN	NOTES
Brian Mitchell (2013)	Mitchell	1950 - 1979	Ratio-spliced using overlapping data in 1980: (ratio = 100%).
African Development Bank (2018)	AFDB	1980 - 1995	Ratio-spliced using overlapping data in 1996: (ratio = 100%).
African Union (2024)	AFRISTAT	1996 - 2022	Baseline source, overlaps with anchor year 2015.

2 Harmonised series

— GMD estimate | Source change ● AFDB ● AFRISTAT ● IMF GFS ● Mitchell



Malawi

COVERAGE
1954–2019

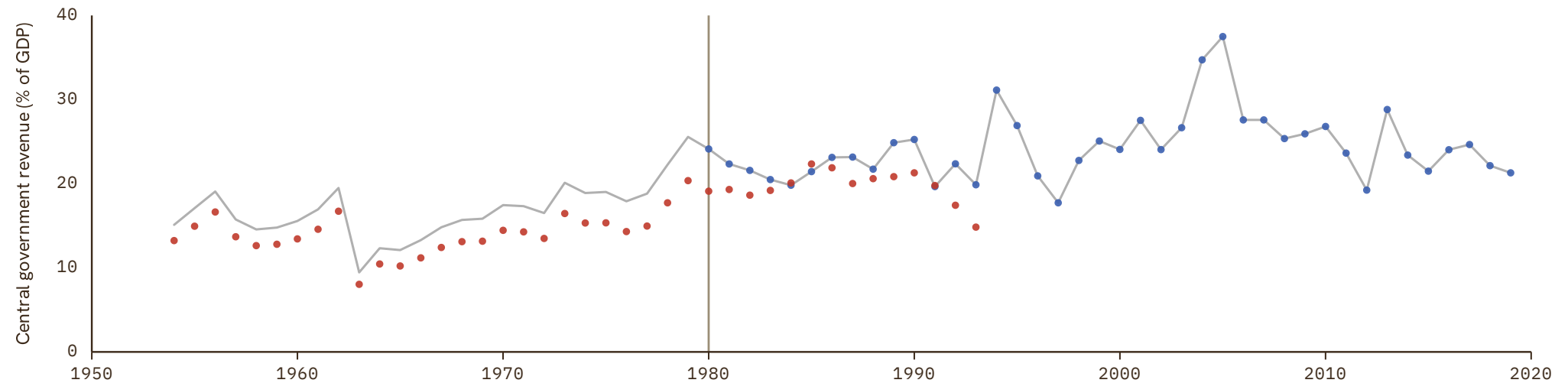
UNIT
in %

1 Source composition

SOURCE	CODE	TIME SPAN	NOTES
Brian Mitchell (2013)	Mitchell	1954 - 1979	Ratio-spliced using overlapping data in 1980: (ratio = 100%).
African Development Bank (2018)	AFDB	1980 - 2019	Baseline source, overlaps with anchor year 2015.

2 Harmonised series

— GMD estimate | | Source change ● AFDB ● Mitchell



Malaysia

COVERAGE
1949–2010

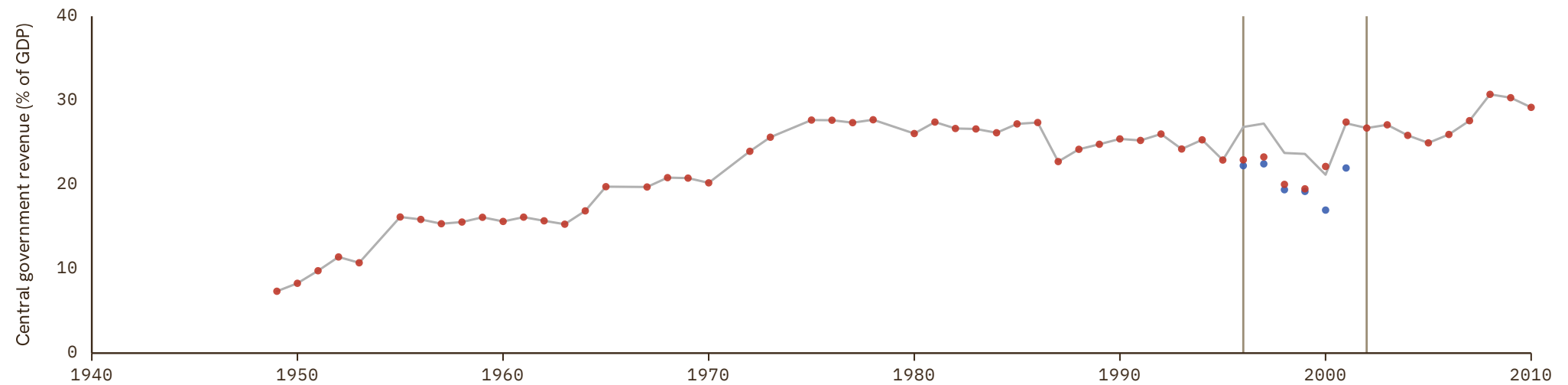
UNIT
in %

1 Source composition

SOURCE	CODE	TIME SPAN	NOTES
Brian Mitchell (2013)	Mitchell	1949 - 1995	Ratio-spliced using overlapping data in 1996: (ratio = 100%).
International Monetary Fund (2024)	IMF GFS	1996 - 2001	Ratio-spliced using overlapping data in 2002: (ratio = 100%).
Brian Mitchell (2013)	Mitchell	2002 - 2010	Ratio-spliced using overlapping data in 2011: (ratio = 100%).

2 Harmonised series

— GMD estimate | Source change ● IMF GFS ● Mitchell



Maldives

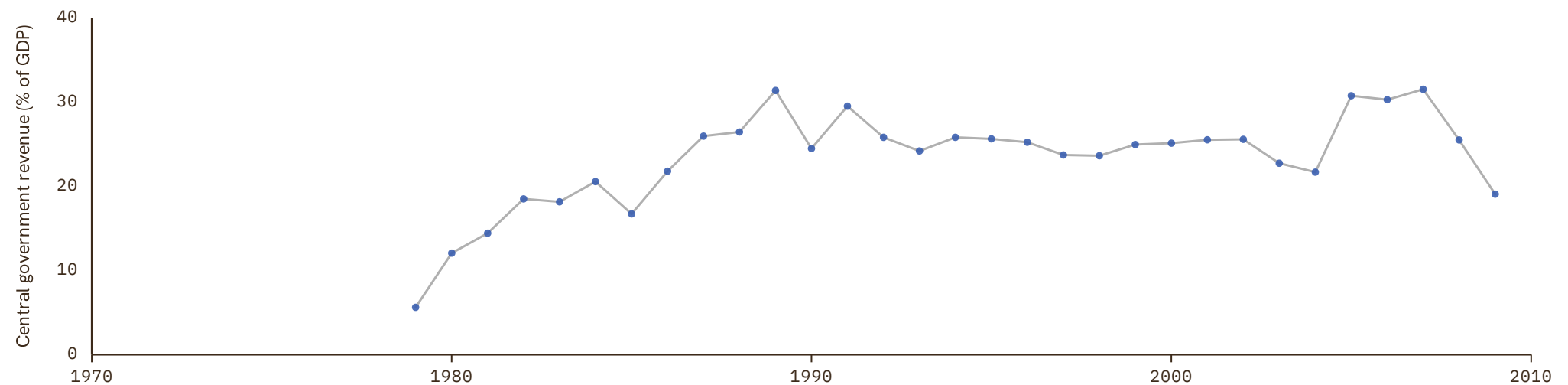
COVERAGE
1979-2009UNIT
in %

1 Source composition

SOURCE	CODE	TIME SPAN	NOTES
International Monetary Fund (2024)	IMF GFS	1979 - 2009	Ratio-spliced using overlapping data in 2010: (ratio = 100%).

2 Harmonised series

— GMD estimate ● IMF GFS



Mali

COVERAGE
1967-2024

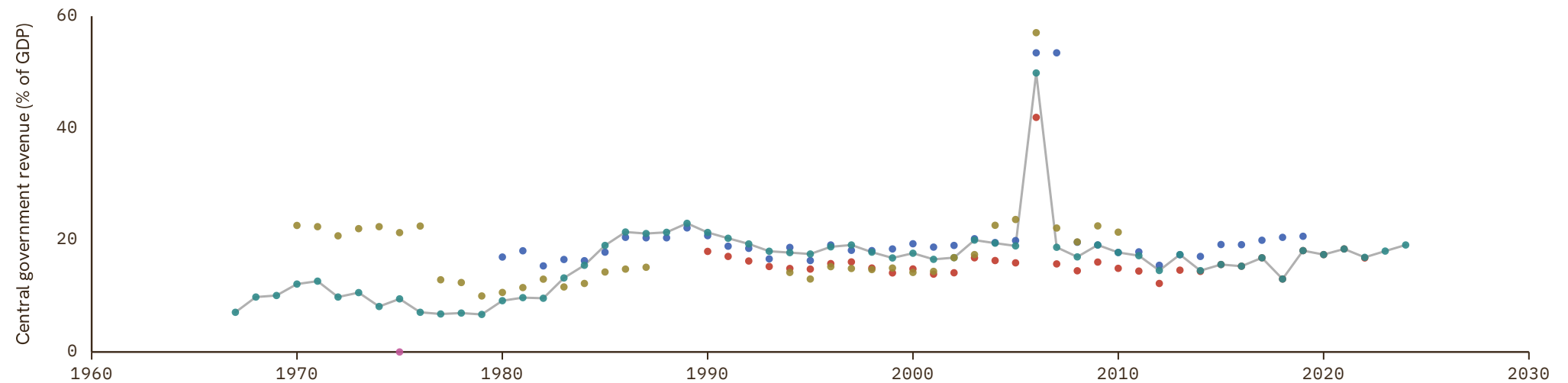
UNIT
in %

1 Source composition

SOURCE	CODE	TIME SPAN	NOTES
BCEAO (2024)	BCEAO	1967 - 2024	Baseline source, overlaps with anchor year 2015.

2 Harmonised series

— GMD estimate ● AFDB ● AFRISTAT ● BCEAO ● IMF GFS ● Mitchell



Malta

COVERAGE
1995–2025

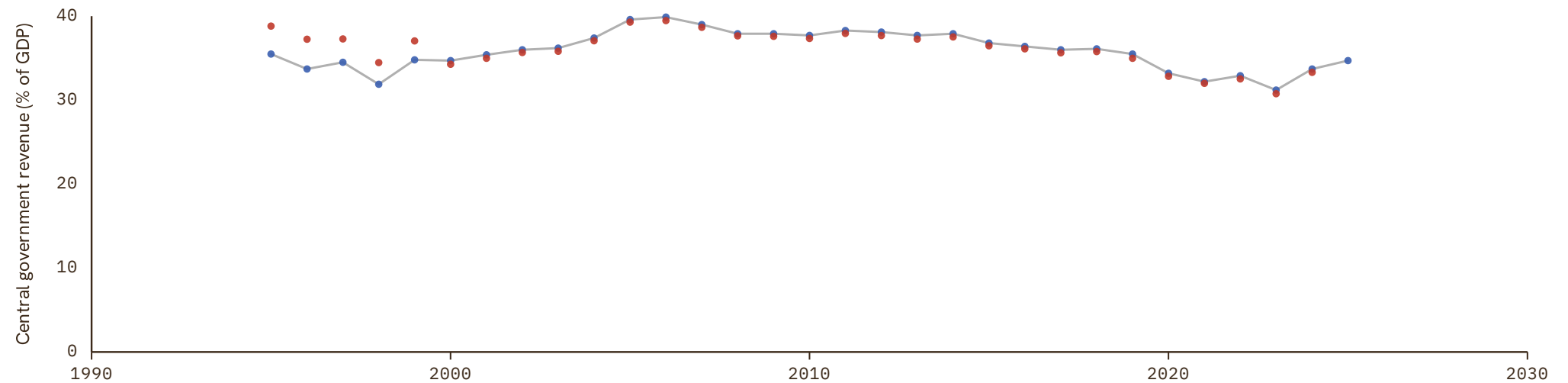
UNIT
in %

1 Source composition

SOURCE	CODE	TIME SPAN	NOTES
Eurostat (2025)	EUS	1995 - 2025	Baseline source, overlaps with anchor year 2015.

2 Harmonised series

— GMD estimate ● EUS ● IMF GFS



Mauritania

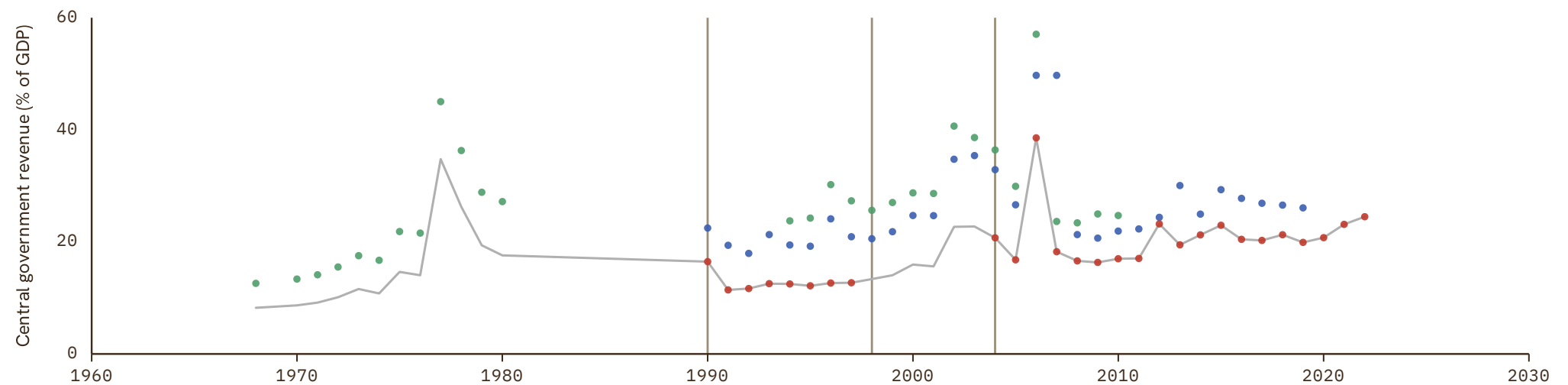
COVERAGE
1968–2022UNIT
in %

1 Source composition

SOURCE	CODE	TIME SPAN	NOTES
Brian Mitchell (2013)	Mitchell	1968 - 1980	Ratio-spliced using overlapping data in 1981: (ratio = 100%).
African Union (2024)	AFRISTAT	1990 - 1997	Ratio-spliced using overlapping data in 1998: (ratio = 100%).
African Development Bank (2018)	AFDB	1998 - 2003	Ratio-spliced using overlapping data in 2004: (ratio = 100%).
African Union (2024)	AFRISTAT	2004 - 2022	Baseline source, overlaps with anchor year 2015.

2 Harmonised series

— GMD estimate | Source change ● AFDB ● AFRISTAT ● Mitchell



Mauritius

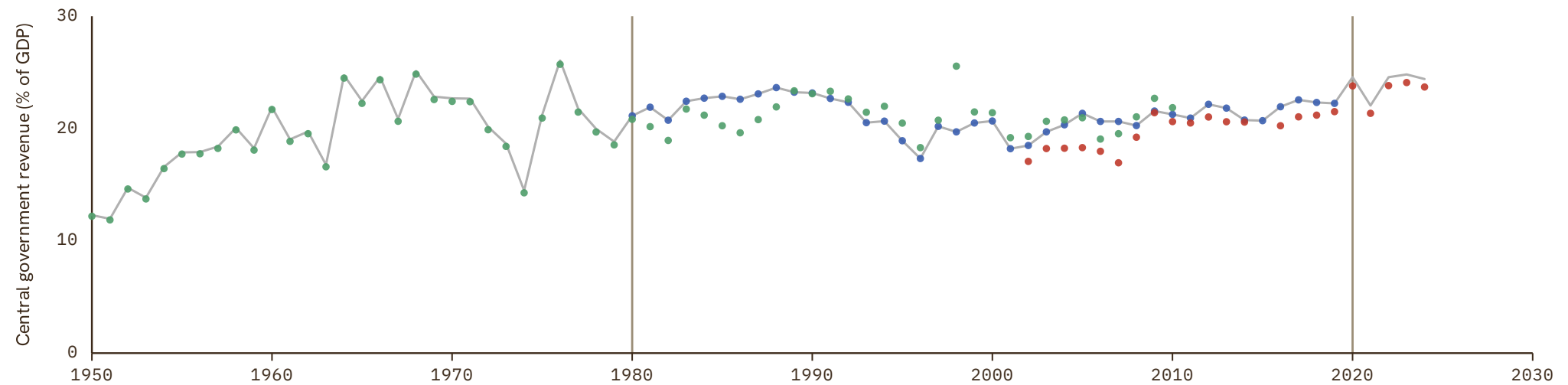
COVERAGE
1950–2024UNIT
in %

1 Source composition

SOURCE	CODE	TIME SPAN	NOTES
Brian Mitchell (2013)	Mitchell	1950 - 1979	Ratio-spliced using overlapping data in 1980: (ratio = 100%).
African Development Bank (2018)	AFDB	1980 - 2019	Baseline source, overlaps with anchor year 2015.
International Monetary Fund (2024)	IMF GFS	2020 - 2024	Ratio-spliced using overlapping data in 2025: (ratio = 100%).

2 Harmonised series

— GMD estimate | Source change ● AFDB ● IMF GFS ● Mitchell



Mexico

COVERAGE
1876–2023

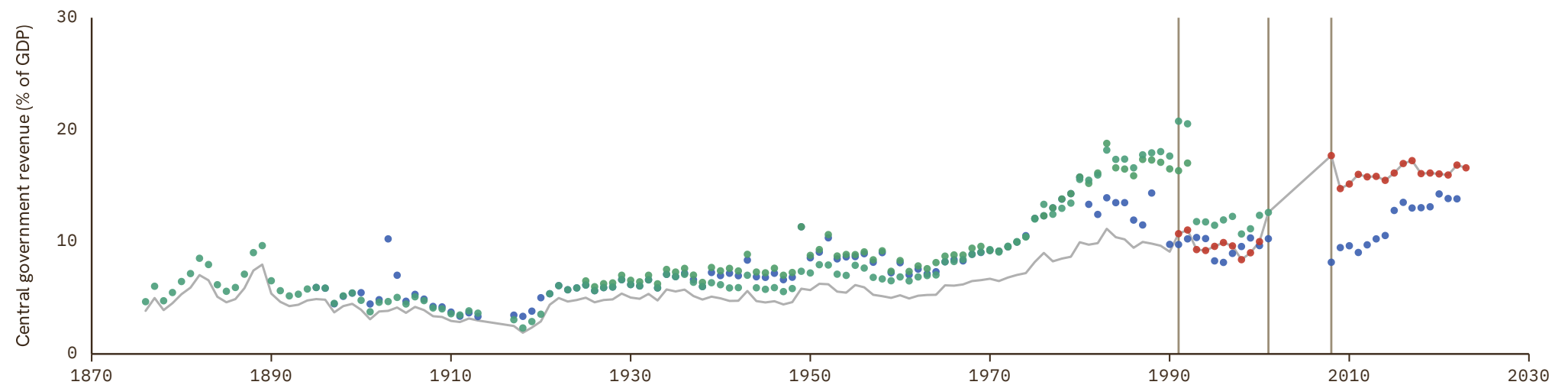
UNIT
in %

1 Source composition

SOURCE	CODE	TIME SPAN	NOTES
Martín Moreno (2026)	CS1 MEX	1876 - 1990	Ratio-spliced using overlapping data in 1991: (ratio = 100%).
International Monetary Fund (2024)	IMF GFS	1991 - 2000	Ratio-spliced using overlapping data in 2001: (ratio = 100%).
Martín Moreno (2026)	CS1 MEX	2001 - 2001	Ratio-spliced using overlapping data in 2002: (ratio = 100%).
International Monetary Fund (2024)	IMF GFS	2008 - 2023	Baseline source, overlaps with anchor year 2015.

2 Harmonised series

— GMD estimate | Source change ● ANDERSSON ● IMF GFS ● Mitchell ● CS1



Moldova

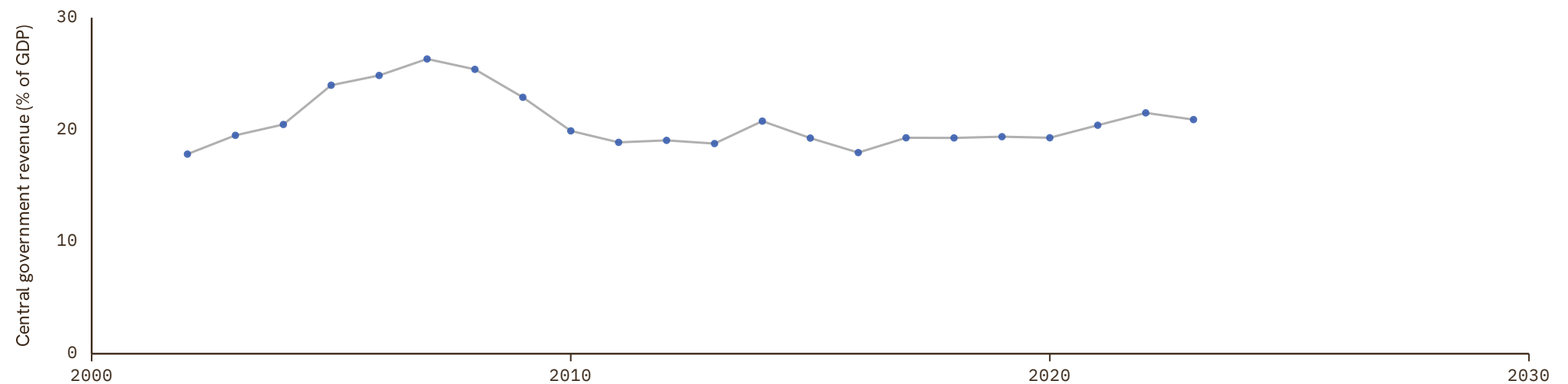
COVERAGE
2002–2023UNIT
in %

1 Source composition

SOURCE	CODE	TIME SPAN	NOTES
International Monetary Fund (2024)	IMF GFS	2002 - 2023	Baseline source, overlaps with anchor year 2015.

2 Harmonised series

— GMD estimate ● IMF GFS



Mongolia

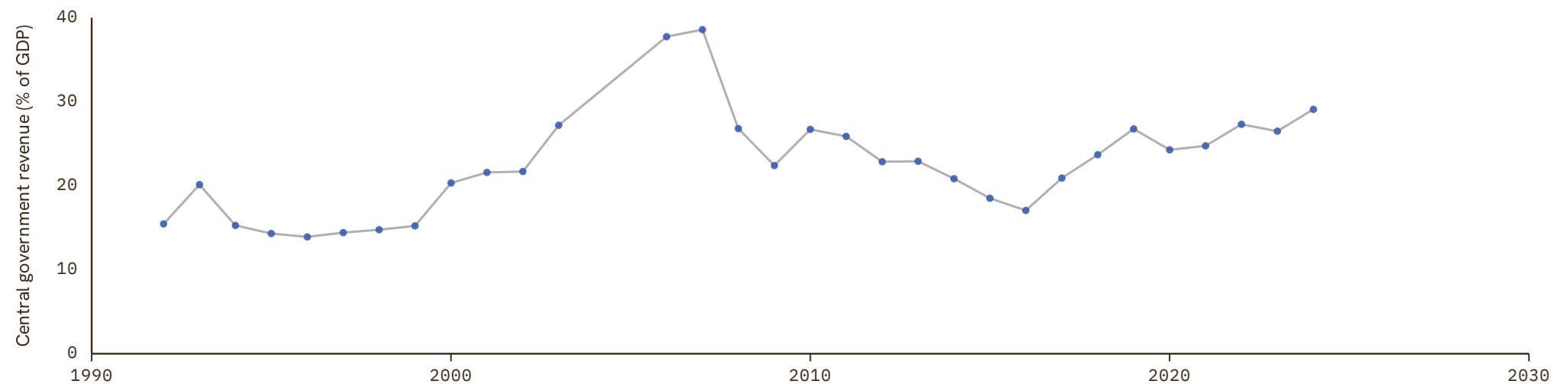
COVERAGE
1992–2024UNIT
in %

1 Source composition

SOURCE	CODE	TIME SPAN	NOTES
International Monetary Fund (2024)	IMF GFS	1992 - 2024	Baseline source, overlaps with anchor year 2015.

2 Harmonised series

— GMD estimate ● IMF GFS



Morocco

COVERAGE
1952-2019

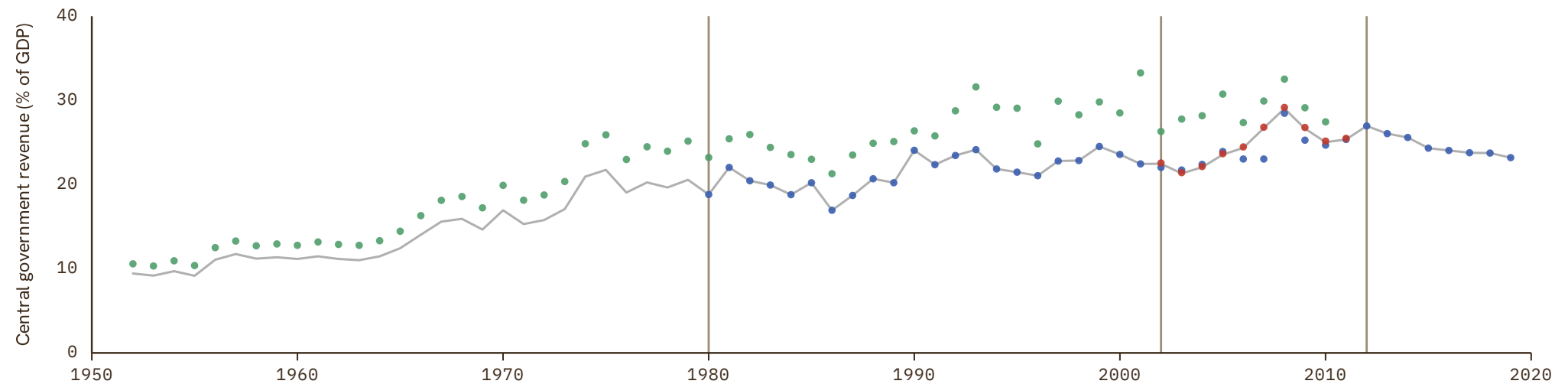
UNIT
in %

1 Source composition

SOURCE	CODE	TIME SPAN	NOTES
Brian Mitchell (2013)	Mitchell	1952 - 1979	Ratio-spliced using overlapping data in 1980: (ratio = 100%).
African Development Bank (2018)	AFDB	1980 - 2001	Ratio-spliced using overlapping data in 2002: (ratio = 100%).
International Monetary Fund (2024)	IMF GFS	2002 - 2011	Ratio-spliced using overlapping data in 2012: (ratio = 100%).
African Development Bank (2018)	AFDB	2012 - 2019	Baseline source, overlaps with anchor year 2015.

2 Harmonised series

— GMD estimate | Source change ● AFDB ● IMF GFS ● Mitchell



Mozambique

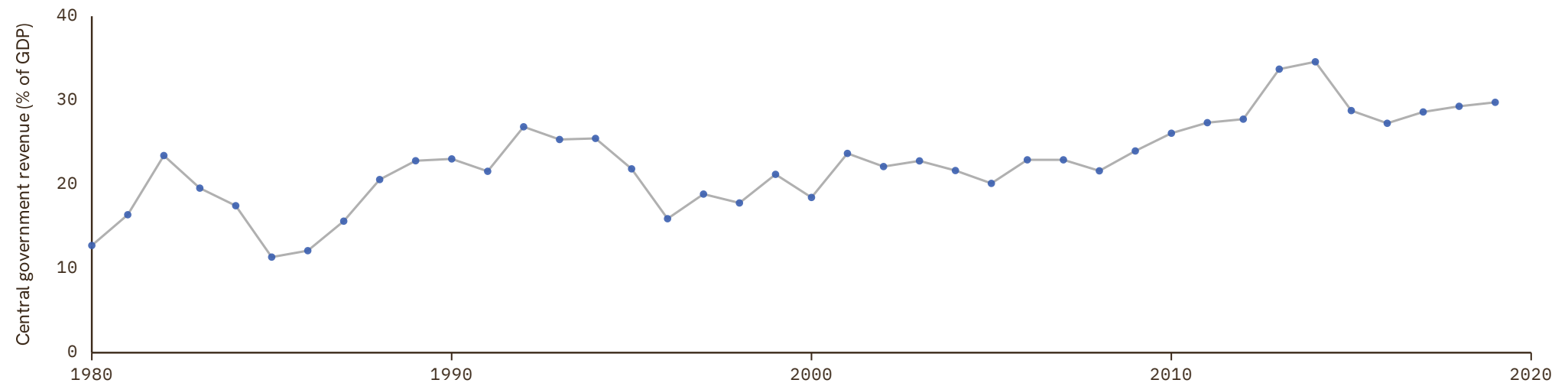
COVERAGE
1980–2019UNIT
in %

1 Source composition

SOURCE	CODE	TIME SPAN	NOTES
African Development Bank (2018)	AFDB	1980 - 2019	Baseline source, overlaps with anchor year 2015.

2 Harmonised series

— GMD estimate ● AFDB



Myanmar

COVERAGE

1947–2019

UNIT

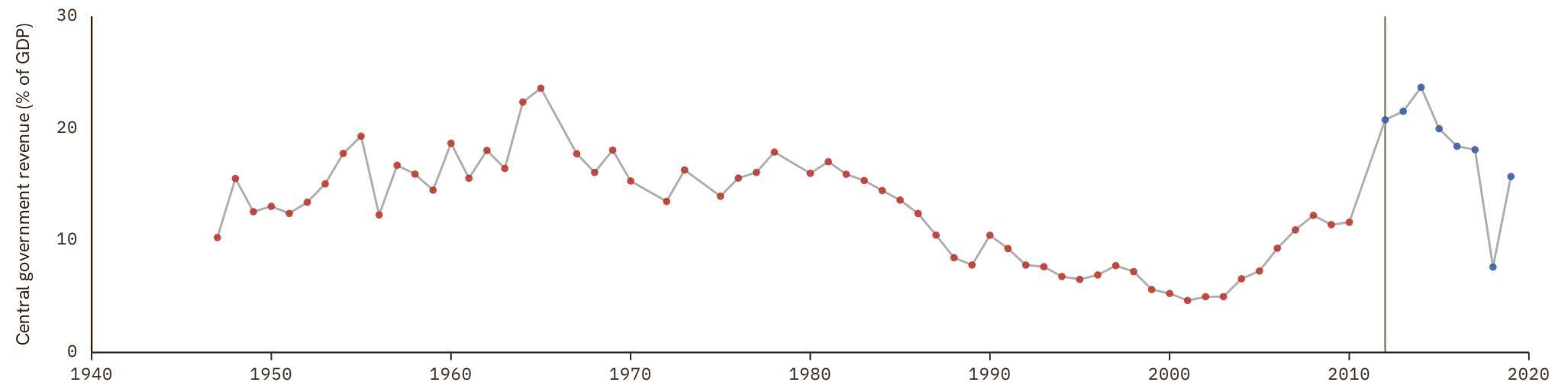
in %

1 Source composition

SOURCE	CODE	TIME SPAN	NOTES
Brian Mitchell (2013)	Mitchell	1947 - 2010	Ratio-spliced using overlapping data in 2011: (ratio = 100%).
International Monetary Fund (2024)	IMF GFS	2012 - 2019	Baseline source, overlaps with anchor year 2015.

2 Harmonised series

— GMD estimate | Source change ● IMF GFS ● Mitchell



Namibia

COVERAGE
1990–2023

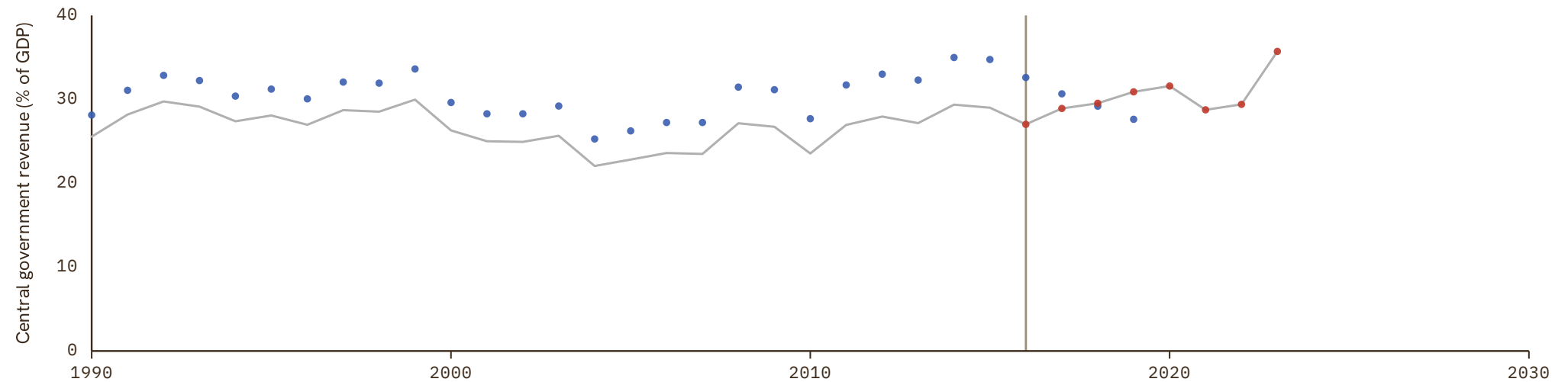
UNIT
in %

1 Source composition

SOURCE	CODE	TIME SPAN	NOTES
African Development Bank (2018)	AFDB	1990 - 2015	Ratio-spliced using overlapping data in 2016: (ratio = 100%).
International Monetary Fund (2024)	IMF GFS	2016 - 2023	Ratio-spliced using overlapping data in 2024: (ratio = 100%).

2 Harmonised series

— GMD estimate | Source change ● AFDB ● IMF GFS



Nepal

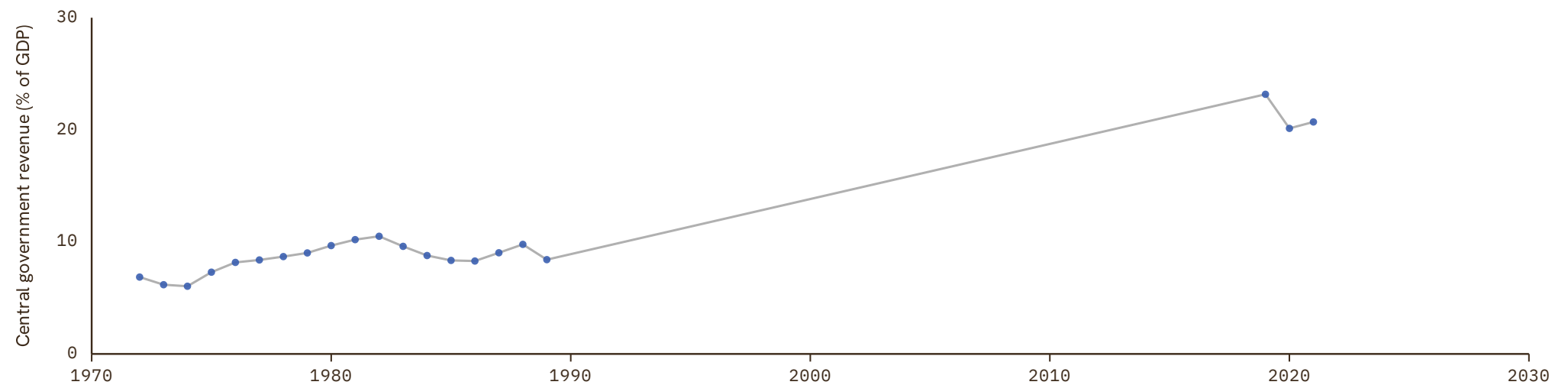
COVERAGE
1972–2021UNIT
in %

1 Source composition

SOURCE	CODE	TIME SPAN	NOTES
International Monetary Fund (2024)	IMF GFS	1972 - 2021	Baseline source, overlaps with anchor year 2015.

2 Harmonised series

— GMD estimate ● IMF GFS



Netherlands

 COVERAGE
1807–2025

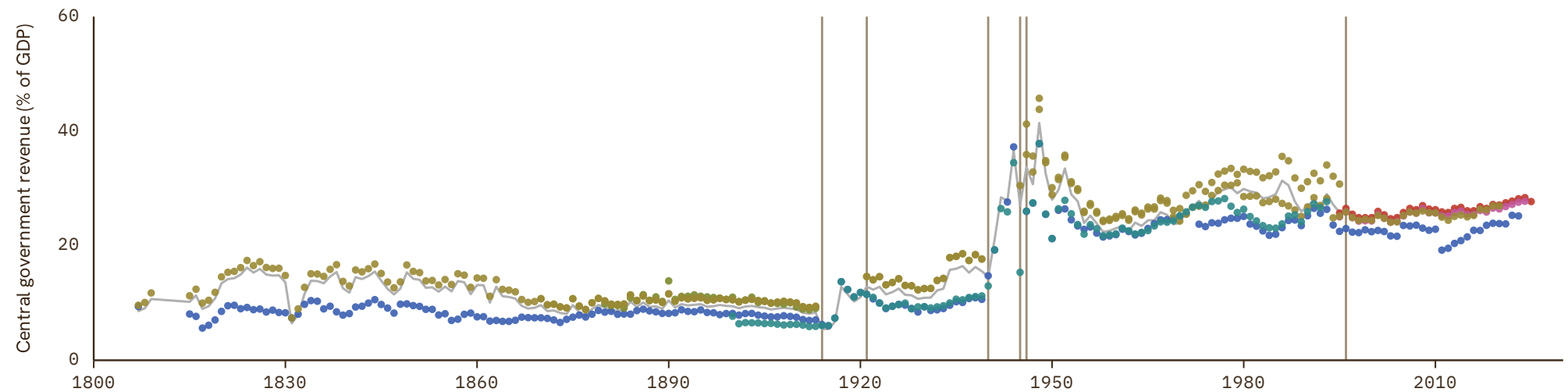
 UNIT
in %

1 Source composition

SOURCE	CODE	TIME SPAN	NOTES
CBS et al. (2001)	CS2 NLD	1807 - 1913	Ratio-spliced using overlapping data in 1914: (ratio = 100%).
Brian Mitchell (2013)	Mitchell	1914 - 1920	Ratio-spliced using overlapping data in 1921: (ratio = 100%).
CBS et al. (2001)	CS2 NLD	1921 - 1939	Ratio-spliced using overlapping data in 1940: (ratio = 100%).
Brian Mitchell (2013)	Mitchell	1940 - 1944	Ratio-spliced using overlapping data in 1945: (ratio = 100%).
Jordá et al. (2017)	JST	1945 - 1945	Ratio-spliced using overlapping data in 1946: (ratio = 100%).
CBS et al. (2001)	CS2 NLD	1946 - 1995	Ratio-spliced using overlapping data in 1996: (ratio = 100%).
Eurostat (2025)	EUS	1996 - 2025	Baseline source, overlaps with anchor year 2015.

2 Harmonised series

— GMD estimate | Source change ● ANDERSSON ● EUS ● FZ ● IMF GFS ● JST ● Mitchell ● CS2



New Zealand

COVERAGE
1931–2025

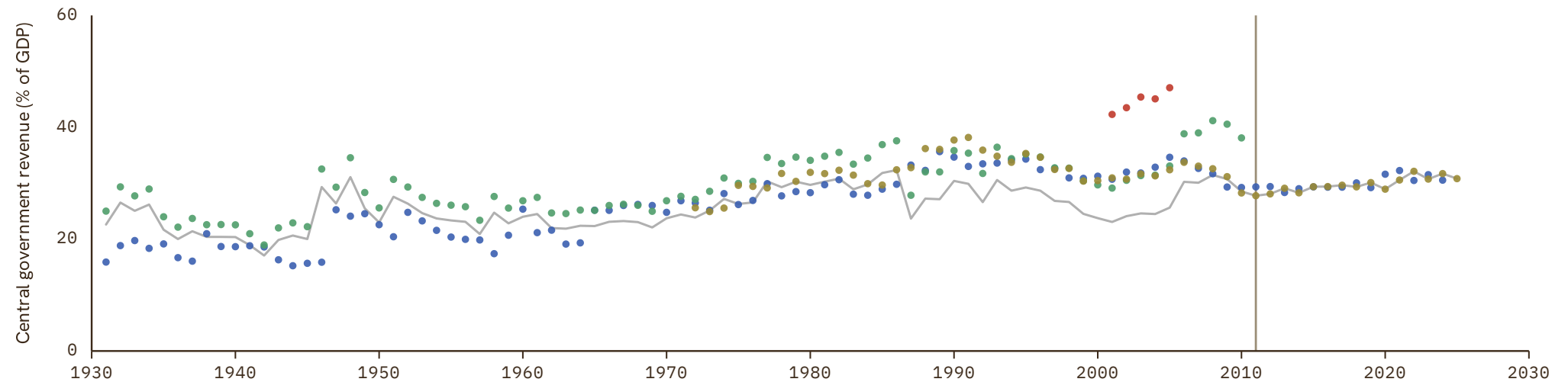
UNIT
in %

1 Source composition

SOURCE	CODE	TIME SPAN	NOTES
Brian Mitchell (2013)	Mitchell	1931 - 2010	Ratio-spliced using overlapping data in 2011: (ratio = 100%).
New Zealand Treasury (2026)	CS2 NZL	2011 - 2025	Baseline source, overlaps with anchor year 2015.

2 Harmonised series

— GMD estimate | Source change ● ANDERSSON ● IMF GFS ● Mitchell ● CS2



Nicaragua

COVERAGE
1960–2025

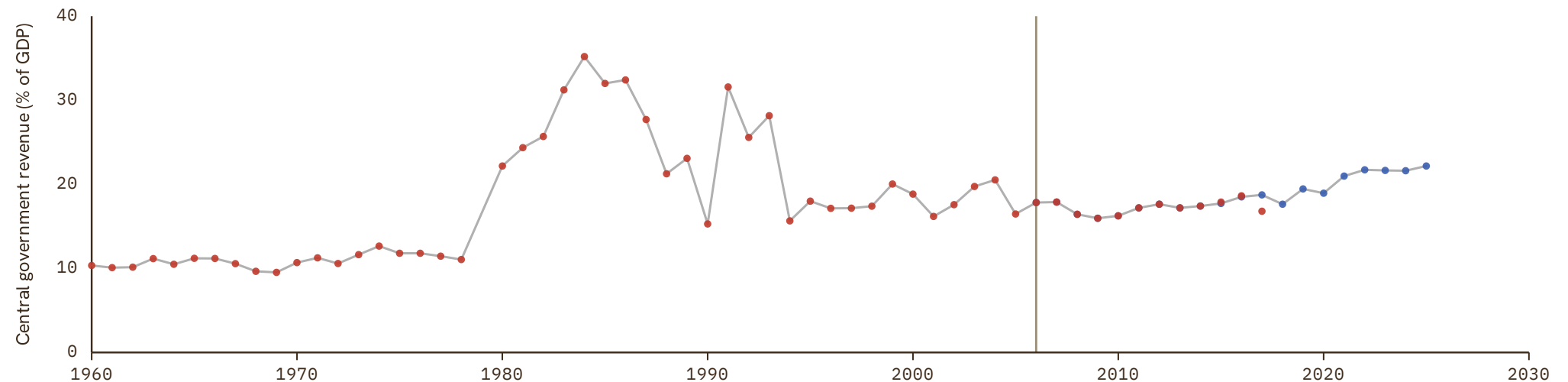
UNIT
in %

1 Source composition

SOURCE	CODE	TIME SPAN	NOTES
Consejo Monetario Centroamericano (2017)	SECMCA HIST	1960 - 2005	Ratio-spliced using overlapping data in 2006: (ratio = 100%).
Consejo Monetario Centroamericano (2026)	SECMCA	2006 - 2025	Baseline source, overlaps with anchor year 2015.

2 Harmonised series

— GMD estimate | Source change ● SECMCA ● SECMCA HIST



Niger

COVERAGE
1960–2024

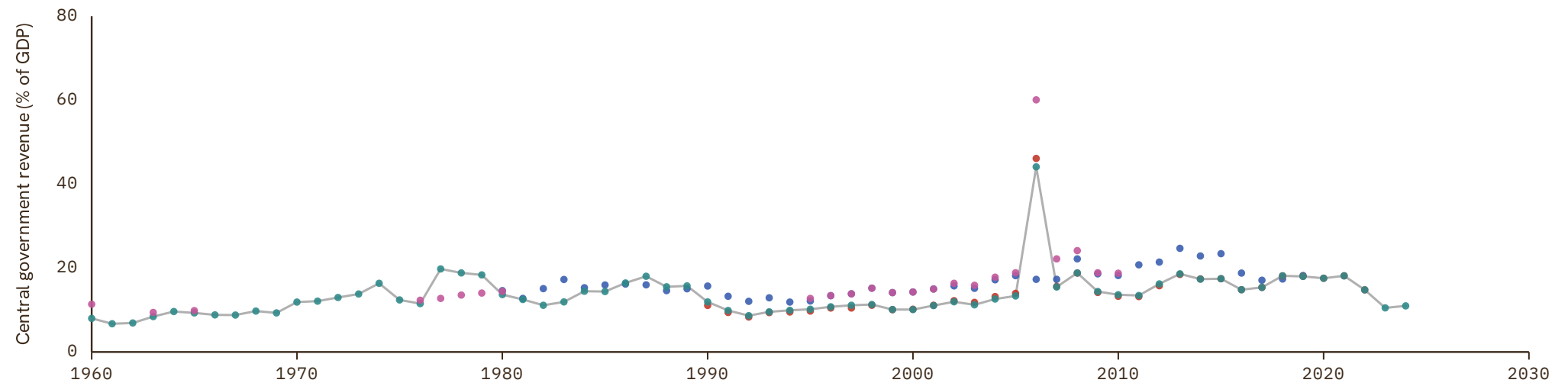
UNIT
in %

1 Source composition

SOURCE	CODE	TIME SPAN	NOTES
BCEAO (2024)	BCEAO	1960 - 2024	Baseline source, overlaps with anchor year 2015.

2 Harmonised series

— GMD estimate ● AFDB ● AFRISTAT ● BCEAO ● Mitchell



Nigeria

COVERAGE
1950–2019

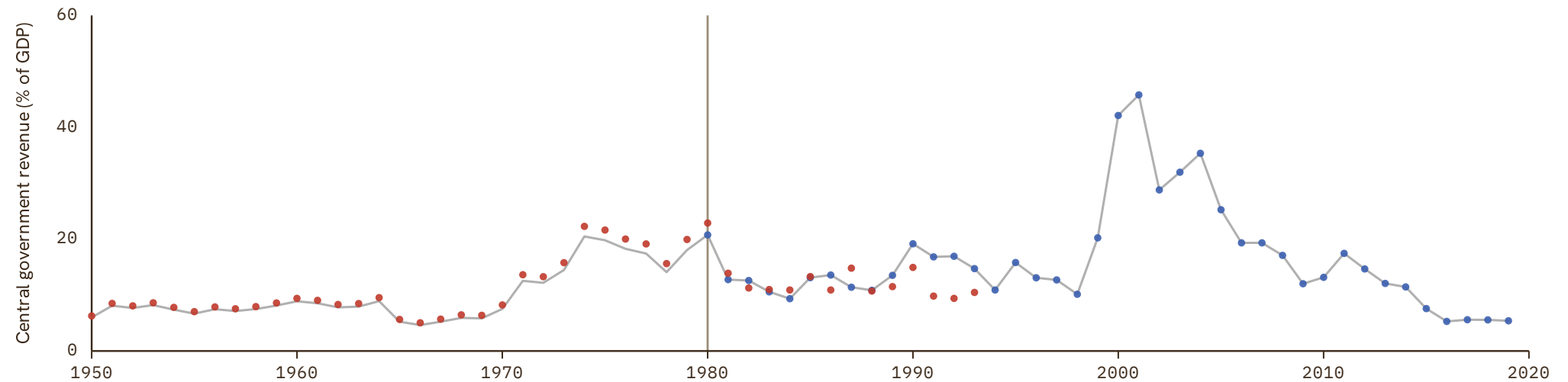
UNIT
in %

1 Source composition

SOURCE	CODE	TIME SPAN	NOTES
Brian Mitchell (2013)	Mitchell	1950 - 1979	Ratio-spliced using overlapping data in 1980: (ratio = 100%).
African Development Bank (2018)	AFDB	1980 - 2019	Baseline source, overlaps with anchor year 2015.

2 Harmonised series

— GMD estimate | Source change ● AFDB ● Mitchell



Norway

COVERAGE
1865–2025

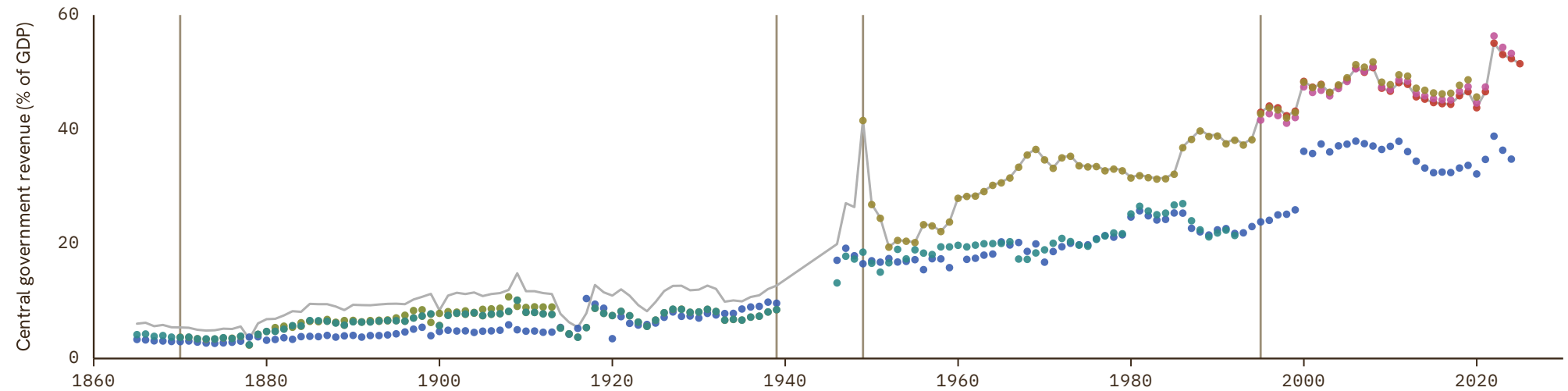
UNIT
in %

1 Source composition

SOURCE	CODE	TIME SPAN	NOTES
Brian Mitchell (2013)	Mitchell	1865 - 1869	Ratio-spliced using overlapping data in 1870: (ratio = 100%).
Jordá et al. (2017)	JST	1870 - 1938	Ratio-spliced using overlapping data in 1939: (ratio = 100%).
Brian Mitchell (2013)	Mitchell	1939 - 1948	Ratio-spliced using overlapping data in 1949: (ratio = 100%).
Jordá et al. (2017)	JST	1949 - 1994	Ratio-spliced using overlapping data in 1995: (ratio = 100%).
Eurostat (2025)	EUS	1995 - 2025	Baseline source, overlaps with anchor year 2015.

2 Harmonised series

— GMD estimate | Source change ● ANDERSSON ● EUS ● FZ ● IMF GFS ● JST ● Mitchell



Pakistan

COVERAGE
1950–2010

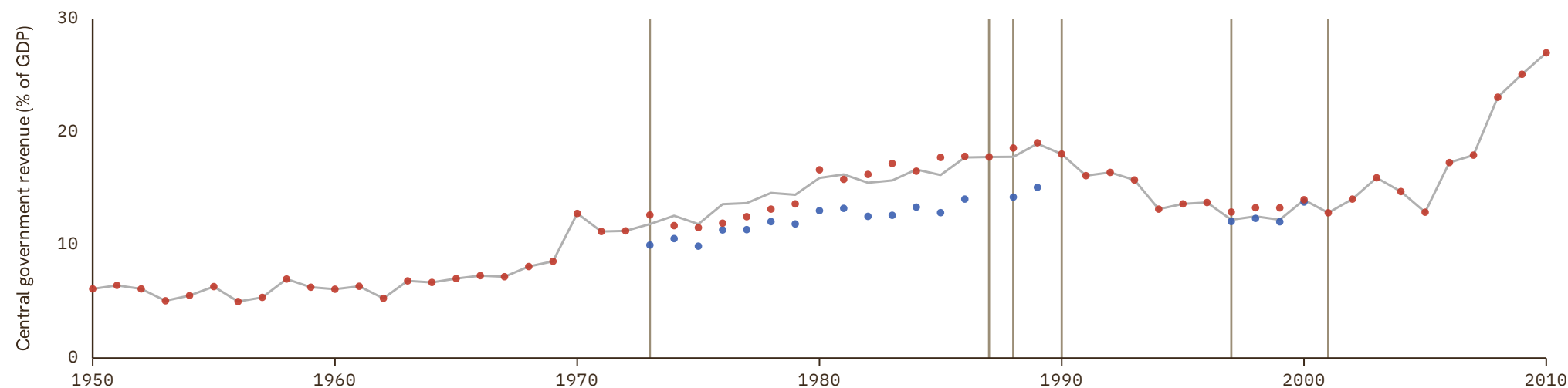
UNIT
in %

1 Source composition

SOURCE	CODE	TIME SPAN	NOTES
Brian Mitchell (2013)	Mitchell	1950 - 1972	Ratio-spliced using overlapping data in 1973: (ratio = 100%).
International Monetary Fund (2024)	IMF GFS	1973 - 1986	Ratio-spliced using overlapping data in 1987: (ratio = 100%).
Brian Mitchell (2013)	Mitchell	1987 - 1987	Ratio-spliced using overlapping data in 1988: (ratio = 100%).
International Monetary Fund (2024)	IMF GFS	1988 - 1989	Ratio-spliced using overlapping data in 1990: (ratio = 100%).
Brian Mitchell (2013)	Mitchell	1990 - 1996	Ratio-spliced using overlapping data in 1997: (ratio = 100%).
International Monetary Fund (2024)	IMF GFS	1997 - 2000	Ratio-spliced using overlapping data in 2001: (ratio = 100%).
Brian Mitchell (2013)	Mitchell	2001 - 2010	Ratio-spliced using overlapping data in 2011: (ratio = 100%).

2 Harmonised series

— GMD estimate | Source change ● IMF GFS ● Mitchell



Palestine

COVERAGE
2005–2021

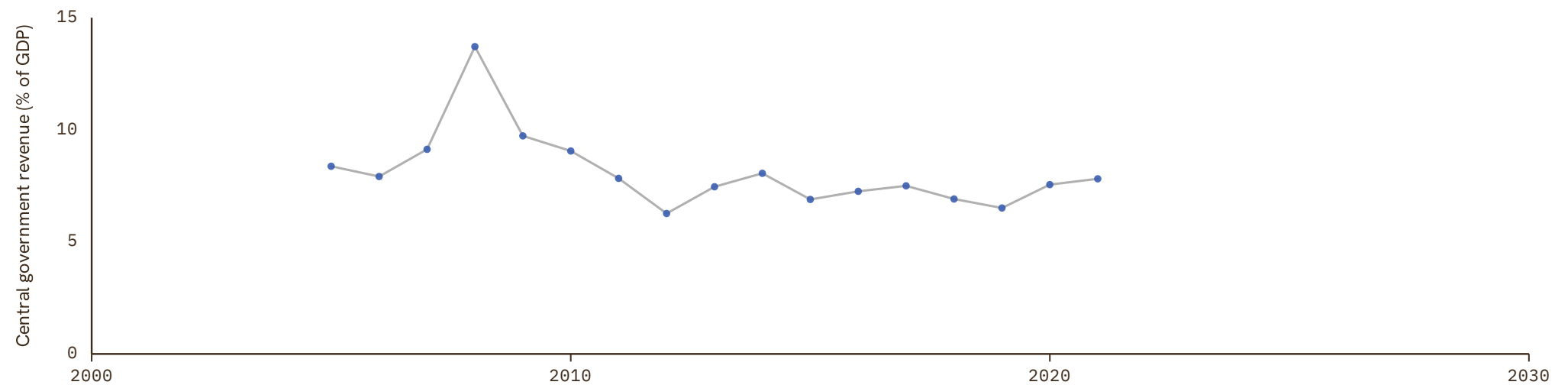
UNIT
in %

1 Source composition

SOURCE	CODE	TIME SPAN	NOTES
International Monetary Fund (2024)	IMF GFS	2005 - 2021	Baseline source, overlaps with anchor year 2015.

2 Harmonised series

— GMD estimate ● IMF GFS



Panama

COVERAGE
1946–1992

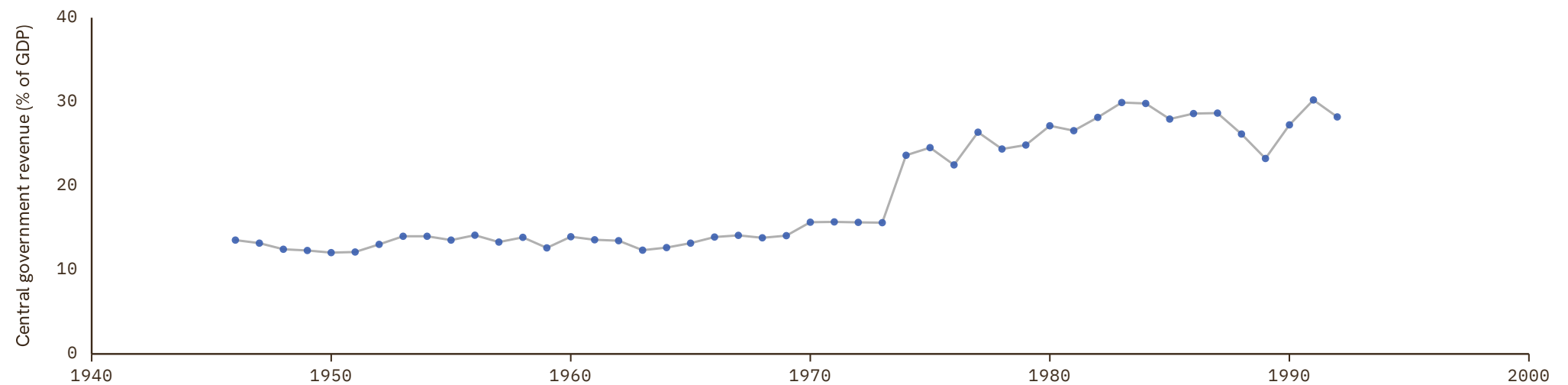
UNIT
in %

1 Source composition

SOURCE	CODE	TIME SPAN	NOTES
Brian Mitchell (2013)	Mitchell	1946 - 1992	Ratio-spliced using overlapping data in 1993: (ratio = 100%).

2 Harmonised series

— GMD estimate ● Mitchell



Paraguay

COVERAGE
1951-2024

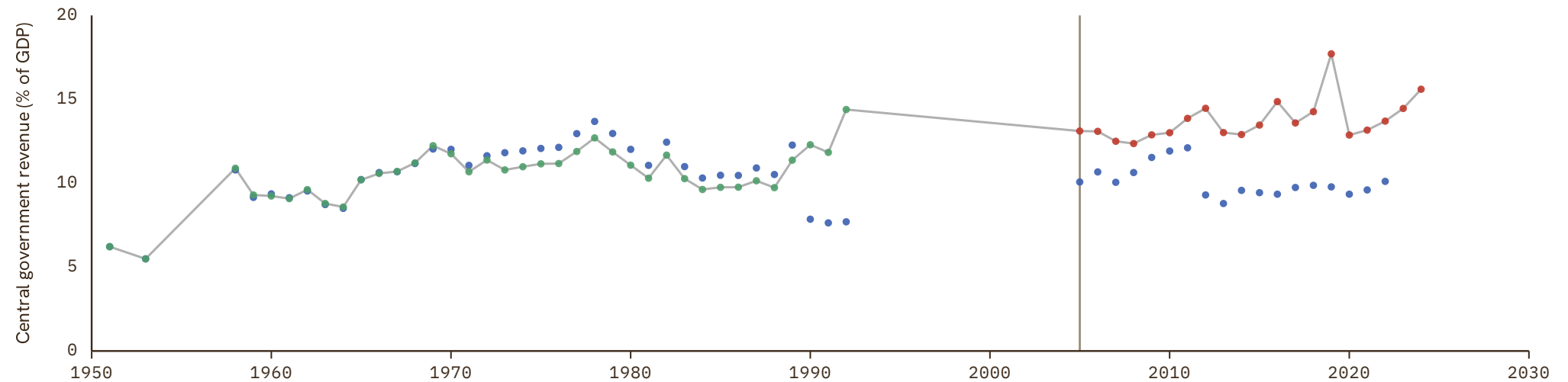
UNIT
in %

1 Source composition

SOURCE	CODE	TIME SPAN	NOTES
Brian Mitchell (2013)	Mitchell	1951 - 1992	Ratio-spliced using overlapping data in 1993: (ratio = 100%).
International Monetary Fund (2024)	IMF GFS	2005 - 2024	Baseline source, overlaps with anchor year 2015.

2 Harmonised series

— GMD estimate | Source change ● ANDERSSON ● IMF GFS ● Mitchell



Peru

COVERAGE
1900–2021

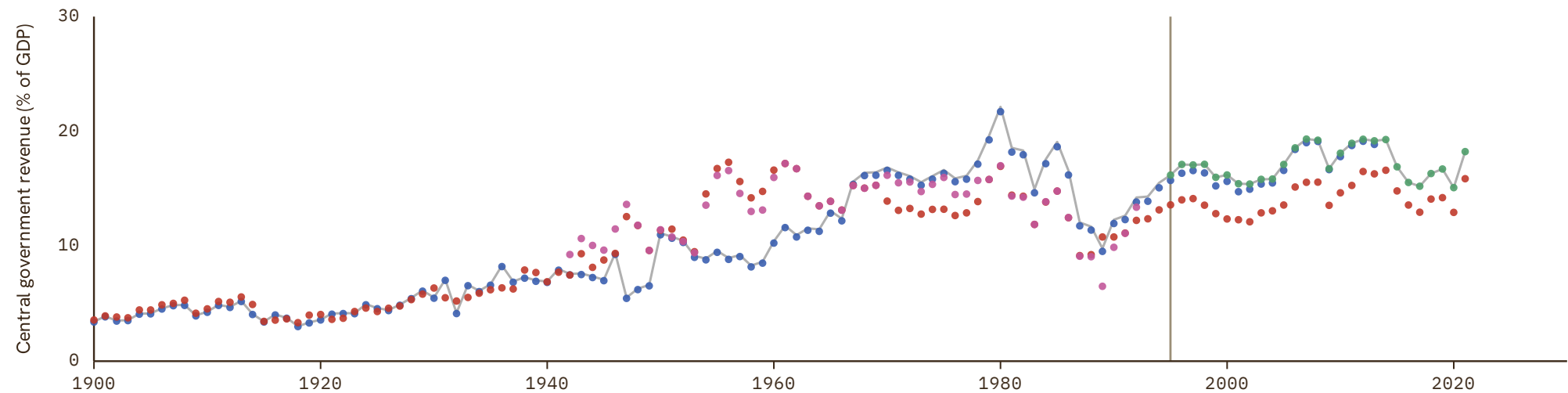
UNIT
in %

1 Source composition

SOURCE	CODE	TIME SPAN	NOTES
Arroyo Abad et al. (2015)	AAL	1900 - 1994	Ratio-spliced using overlapping data in 1995: (ratio = 100%).
International Monetary Fund (2024)	IMF GFS	1995 - 2021	Baseline source, overlaps with anchor year 2015.

2 Harmonised series

— GMD estimate | Source change ● AAL ● ANDERSSON ● IMF GFS ● Mitchell



Philippines

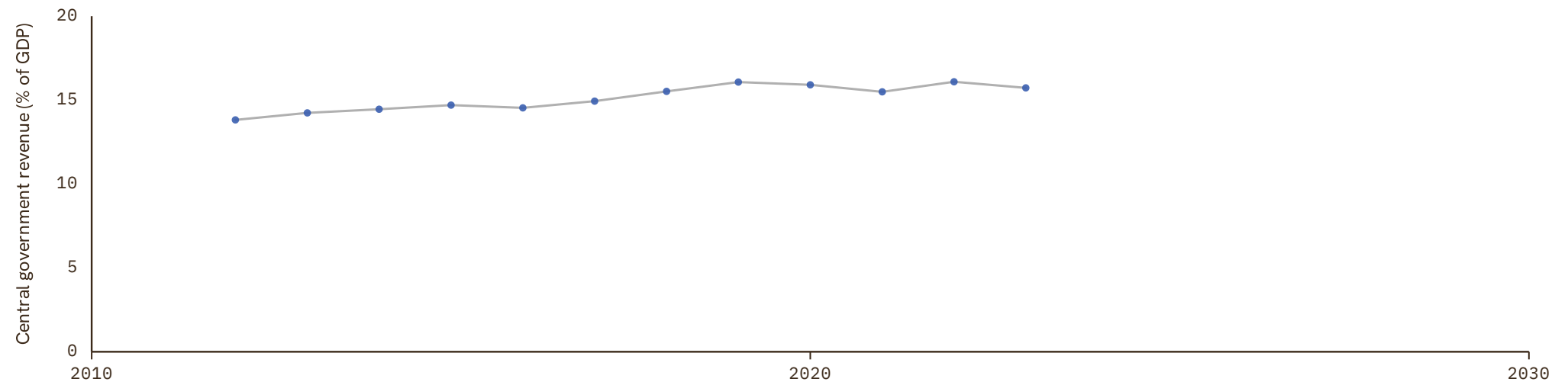
COVERAGE
2012–2023UNIT
in %

1 Source composition

SOURCE	CODE	TIME SPAN	NOTES
International Monetary Fund (2024)	IMF GFS	2012 - 2023	Baseline source, overlaps with anchor year 2015.

2 Harmonised series

— GMD estimate ● IMF GFS



Poland

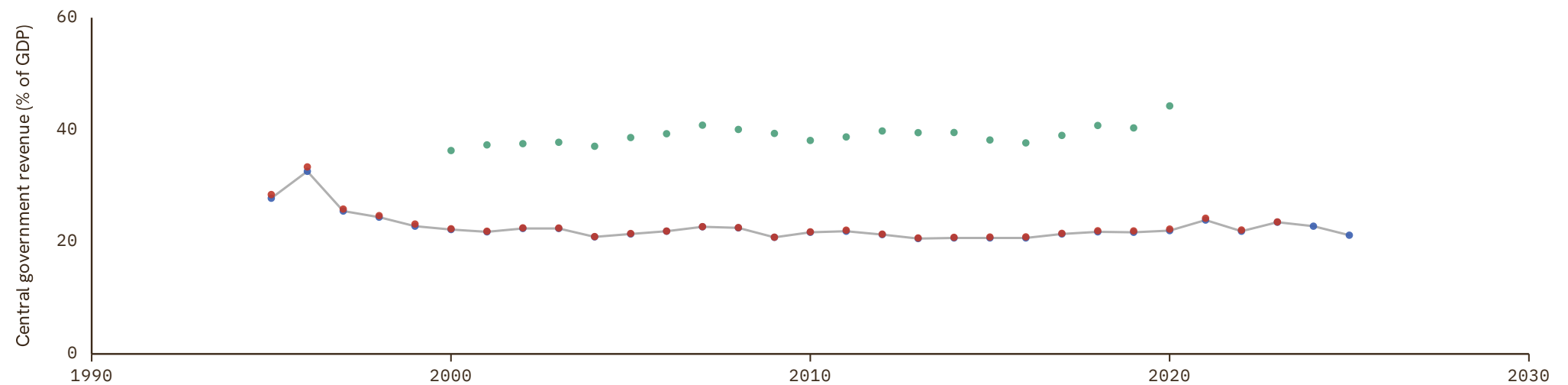
COVERAGE
1995–2025UNIT
in %

1 Source composition

SOURCE	CODE	TIME SPAN	NOTES
Eurostat (2025)	EUS	1995 - 2025	Baseline source, overlaps with anchor year 2015.

2 Harmonised series

— GMD estimate ● EUS ● IMF GFS ● CS1



Portugal

COVERAGE
1870–2025

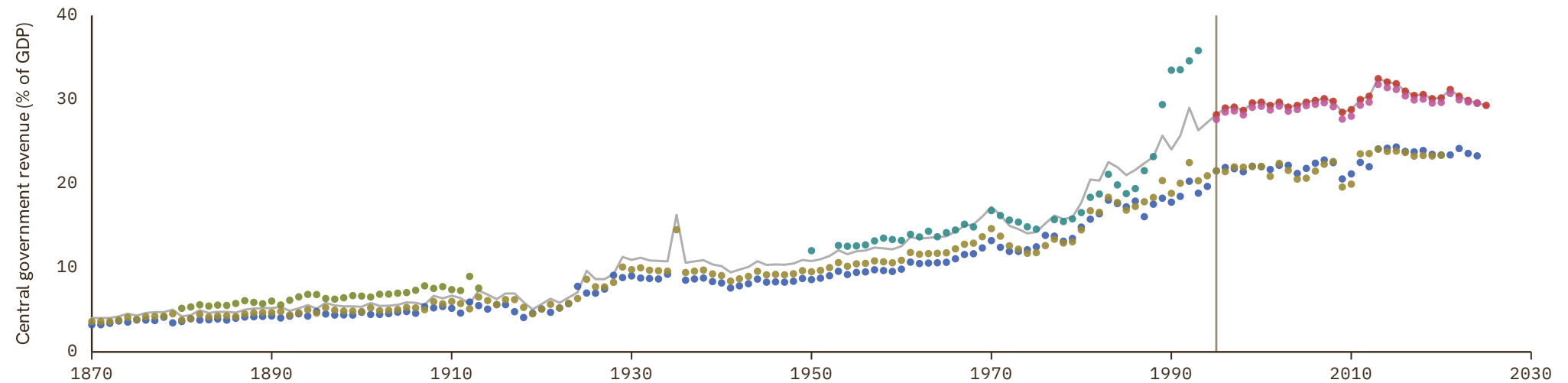
UNIT
in %

1 Source composition

SOURCE	CODE	TIME SPAN	NOTES
Jordá et al. (2017)	JST	1870 - 1994	Ratio-spliced using overlapping data in 1995: (ratio = 100%).
Eurostat (2025)	EUS	1995 - 2025	Baseline source, overlaps with anchor year 2015.

2 Harmonised series

— GMD estimate | Source change ● ANDERSSON ● EUS ● FZ ● IMF GFS ● JST ● Mitchell



Puerto Rico

COVERAGE
1929–1983

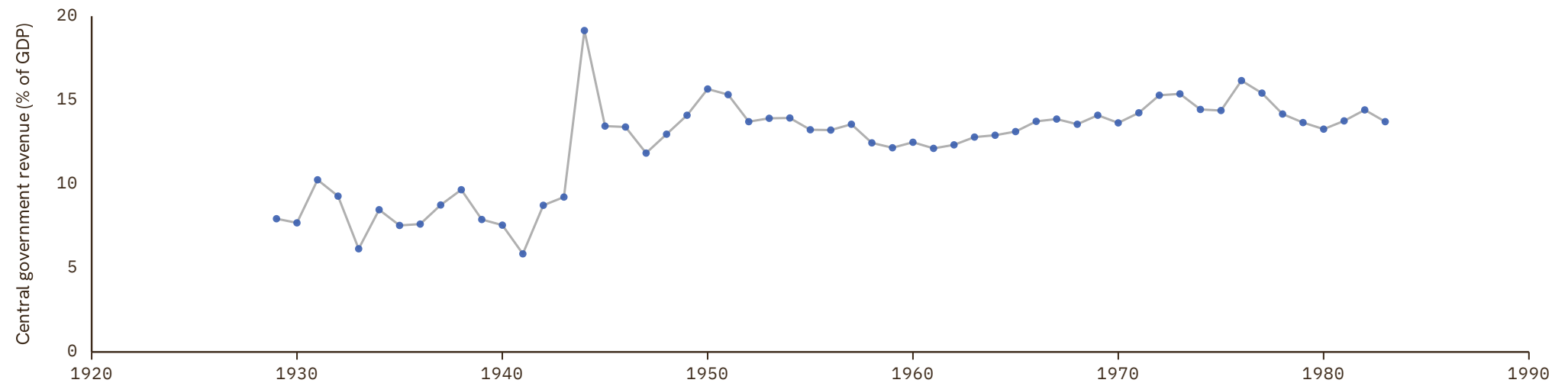
UNIT
in %

1 Source composition

SOURCE	CODE	TIME SPAN	NOTES
Brian Mitchell (2013)	Mitchell	1929 - 1983	Ratio-spliced using overlapping data in 1984: (ratio = 100%).

2 Harmonised series

— GMD estimate ● Mitchell



Republic of the Congo

COVERAGE
1955–2021

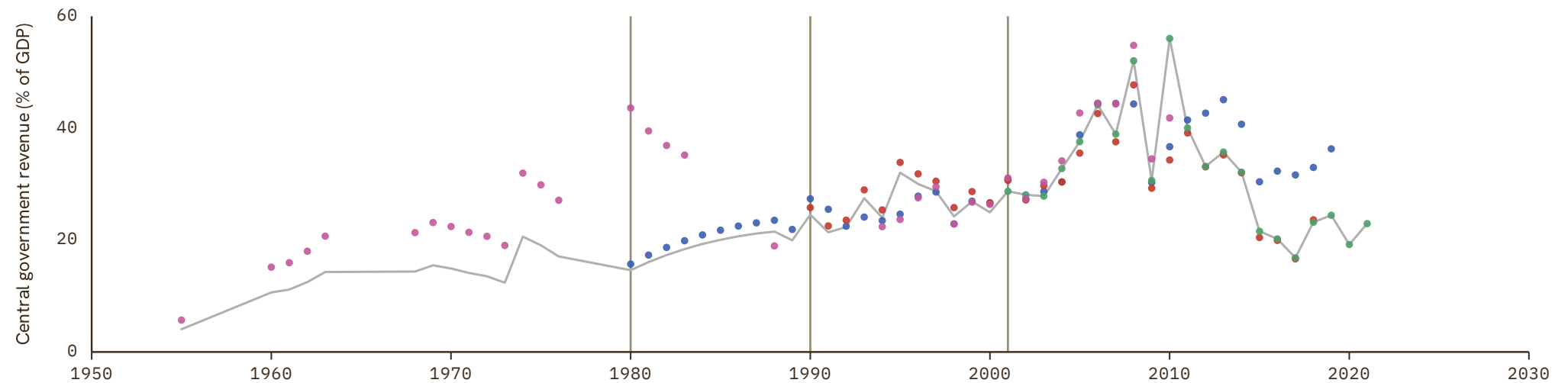
UNIT
in %

1 Source composition

SOURCE	CODE	TIME SPAN	NOTES
Brian Mitchell (2013)	Mitchell	1955 - 1976	Ratio-spliced using overlapping data in 1977: (ratio = 100%).
African Development Bank (2018)	AFDB	1980 - 1989	Ratio-spliced using overlapping data in 1990: (ratio = 100%).
African Union (2024)	AFRISTAT	1990 - 2000	Ratio-spliced using overlapping data in 2001: (ratio = 100%).
International Monetary Fund (2024)	IMF GFS	2001 - 2021	Baseline source, overlaps with anchor year 2015.

2 Harmonised series

— GMD estimate | Source change ● AFDB ● AFRISTAT ● IMF GFS ● Mitchell



Romania

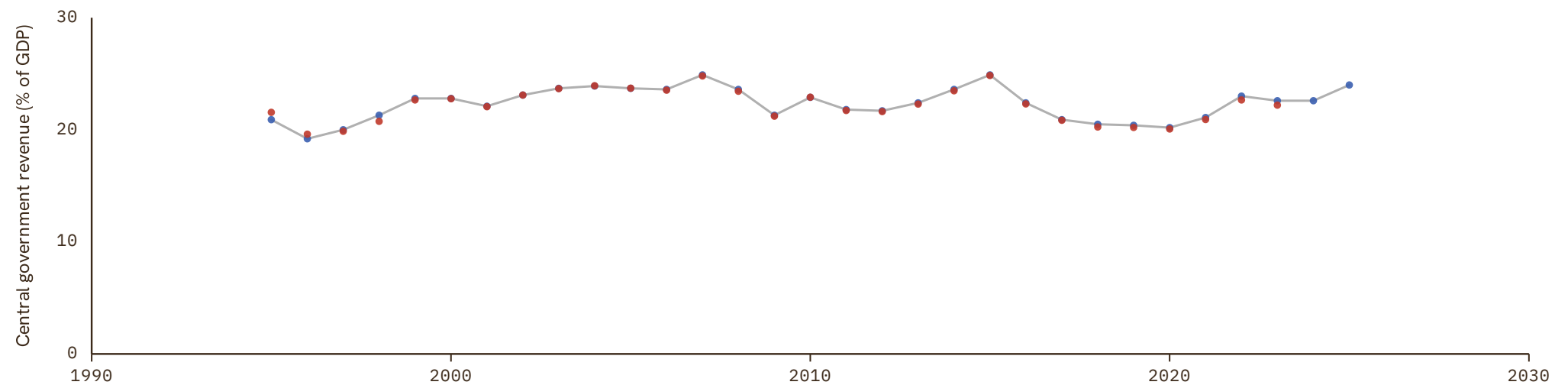
COVERAGE
1995–2025UNIT
in %

1 Source composition

SOURCE	CODE	TIME SPAN	NOTES
Eurostat (2025)	EUS	1995 - 2025	Baseline source, overlaps with anchor year 2015.

2 Harmonised series

— GMD estimate ● EUS ● IMF GFS



Russian Federation

COVERAGE
1885–2024

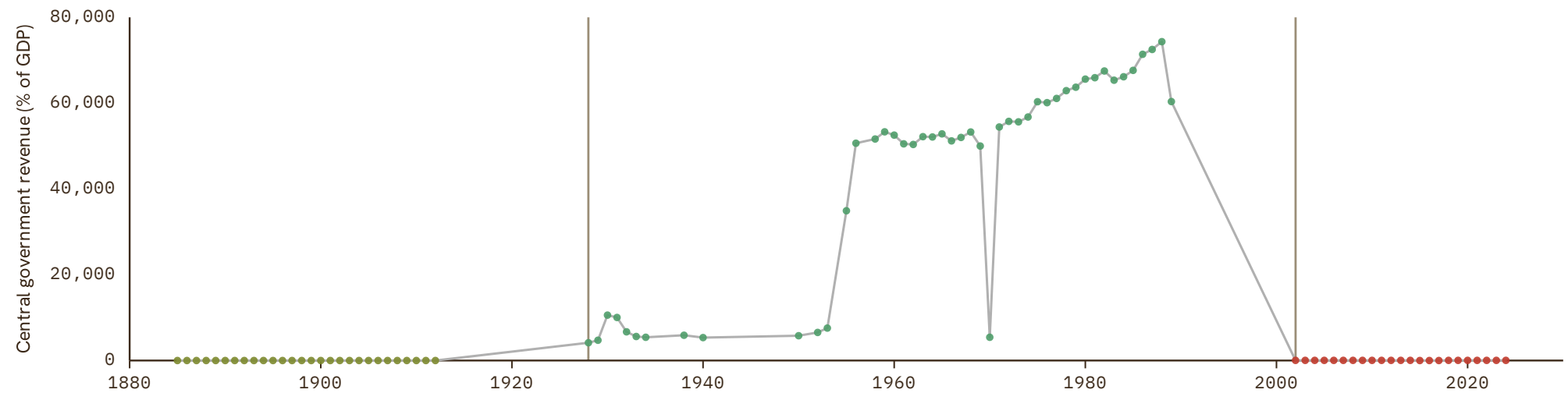
UNIT
in %

1 Source composition

SOURCE	CODE	TIME SPAN	NOTES
Marc Flandreau et al. (2004)	FZ	1885 - 1912	Ratio-spliced using overlapping data in 1913: (ratio = 100%).
Brian Mitchell (2013)	Mitchell	1928 - 1989	Ratio-spliced using overlapping data in 1990: (ratio = 100%).
International Monetary Fund (2024)	IMF GFS	2002 - 2024	Baseline source, overlaps with anchor year 2015.

2 Harmonised series

— GMD estimate | Source change ● FZ ● IMF GFS ● Mitchell



Rwanda

COVERAGE
1973–2023

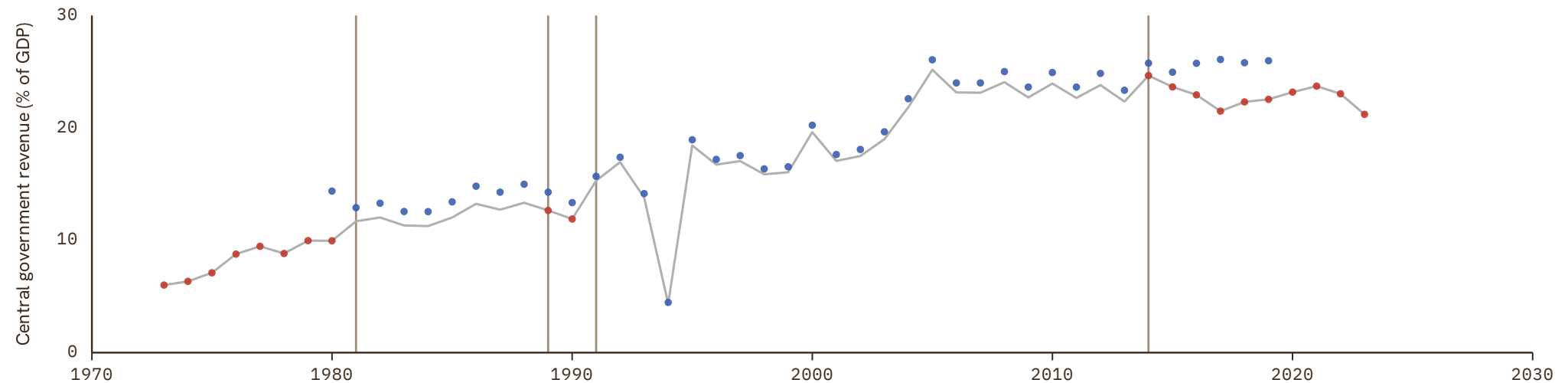
UNIT
in %

1 Source composition

SOURCE	CODE	TIME SPAN	NOTES
International Monetary Fund (2024)	IMF GFS	1973 - 1980	Ratio-spliced using overlapping data in 1981: (ratio = 100%).
African Development Bank (2018)	AFDB	1981 - 1988	Ratio-spliced using overlapping data in 1989: (ratio = 100%).
International Monetary Fund (2024)	IMF GFS	1989 - 1990	Ratio-spliced using overlapping data in 1991: (ratio = 100%).
African Development Bank (2018)	AFDB	1991 - 2013	Ratio-spliced using overlapping data in 2014: (ratio = 100%).
International Monetary Fund (2024)	IMF GFS	2014 - 2023	Baseline source, overlaps with anchor year 2015.

2 Harmonised series

— GMD estimate | Source change ● AFDB ● IMF GFS



Sao Tome and Principe

COVERAGE
1980–2020

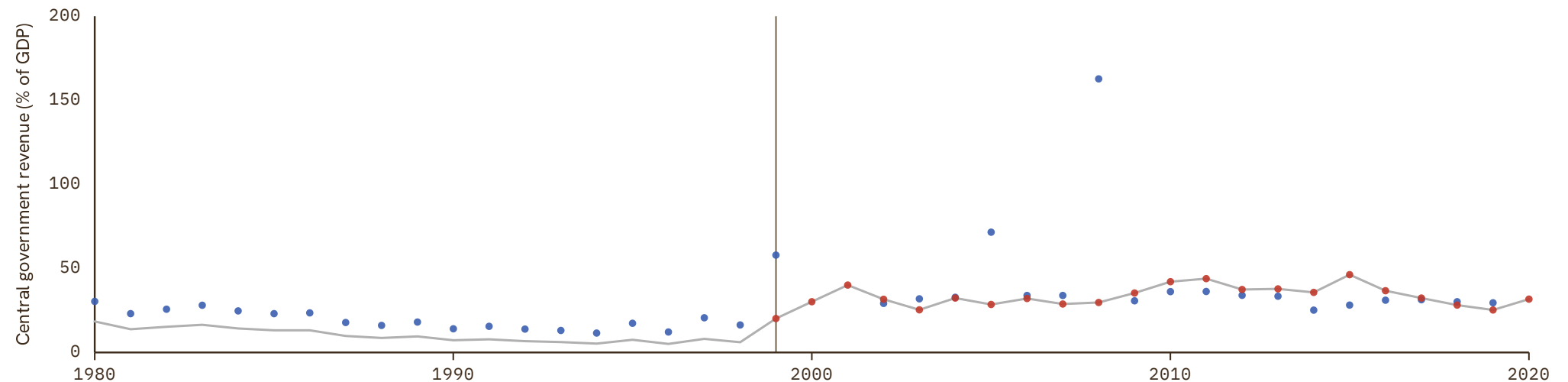
UNIT
in %

1 Source composition

SOURCE	CODE	TIME SPAN	NOTES
African Development Bank (2018)	AFDB	1980 - 1998	Ratio-spliced using overlapping data in 1999: (ratio = 100%).
African Union (2024)	AFRISTAT	1999 - 2020	Baseline source, overlaps with anchor year 2015.

2 Harmonised series

— GMD estimate | Source change ● AFDB ● AFRISTAT



Saudi Arabia

COVERAGE

2018–2024

UNIT

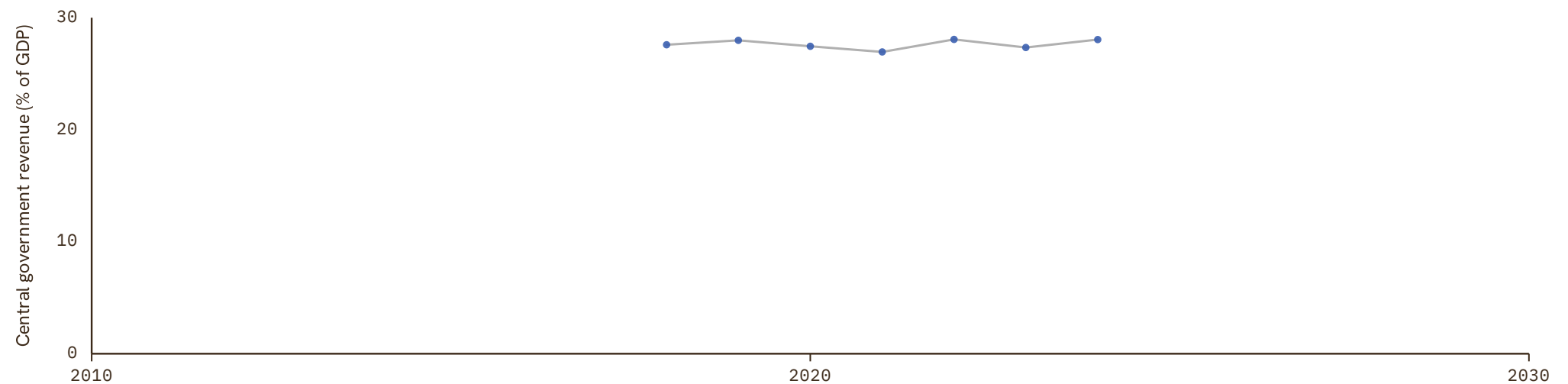
in %

1 Source composition

SOURCE	CODE	TIME SPAN	NOTES
International Monetary Fund (2024)	IMF GFS	2018 - 2024	Ratio-spliced using overlapping data in 2025: (ratio = 100%).

2 Harmonised series

— GMD estimate ● IMF GFS



Senegal

COVERAGE
1959-2024

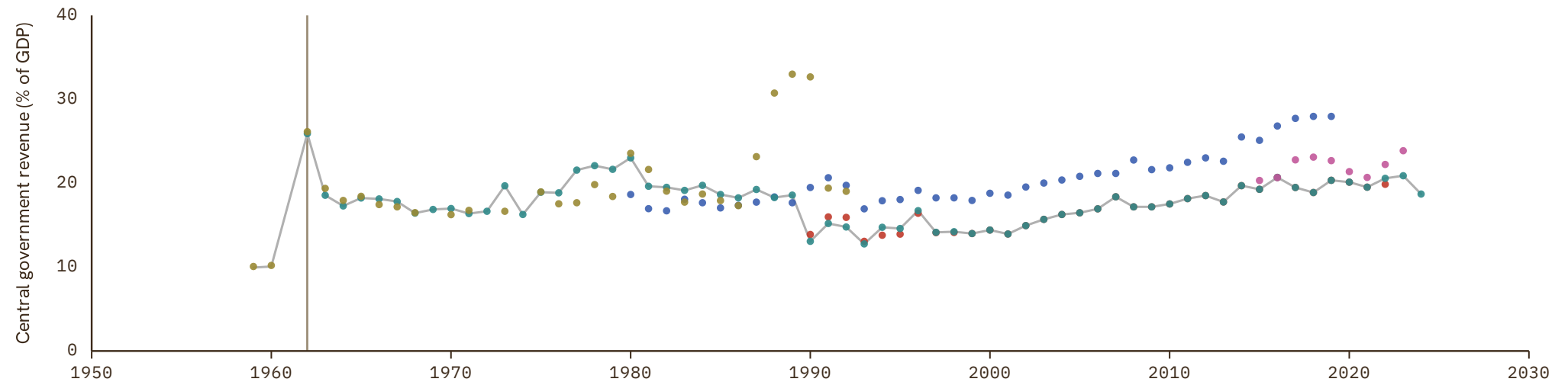
UNIT
in %

1 Source composition

SOURCE	CODE	TIME SPAN	NOTES
Brian Mitchell (2013)	Mitchell	1959 - 1960	Ratio-spliced using overlapping data in 1961: (ratio = 100%).
BCEAO (2024)	BCEAO	1962 - 2024	Baseline source, overlaps with anchor year 2015.

2 Harmonised series

— GMD estimate | Source change ● AFDB ● AFRISTAT ● BCEAO ● IMF GFS ● Mitchell



Serbia

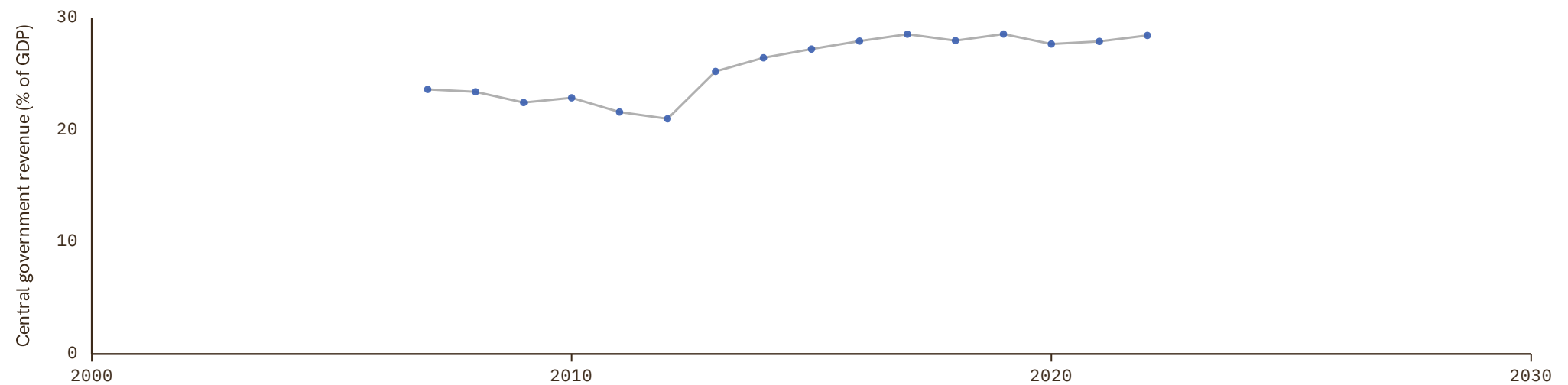
COVERAGE
2007–2022UNIT
in %

1 Source composition

SOURCE	CODE	TIME SPAN	NOTES
International Monetary Fund (2024)	IMF GFS	2007 - 2022	Baseline source, overlaps with anchor year 2015.

2 Harmonised series

— GMD estimate ● IMF GFS



Seychelles

COVERAGE
1980–2023

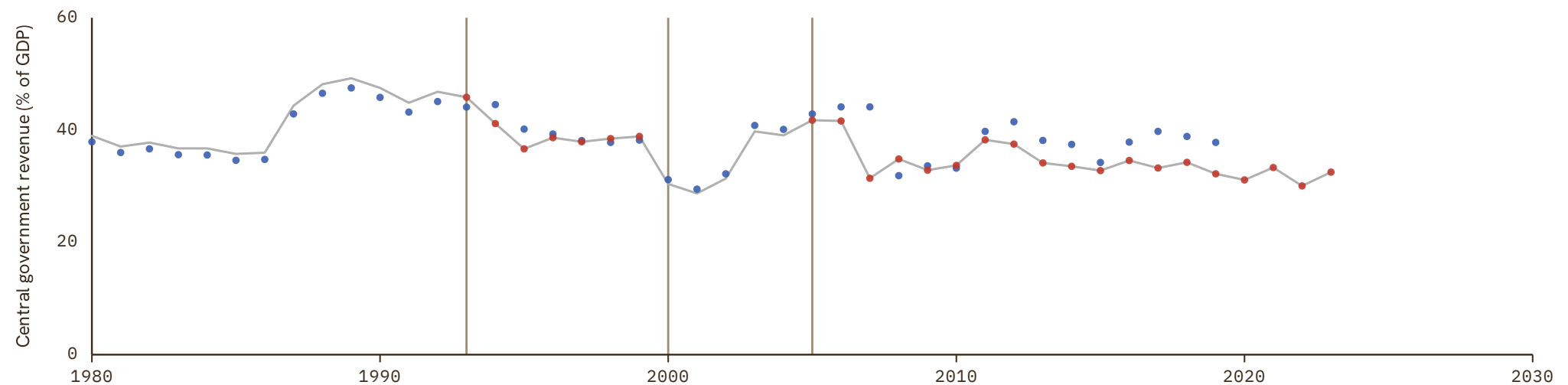
UNIT
in %

1 Source composition

SOURCE	CODE	TIME SPAN	NOTES
African Development Bank (2018)	AFDB	1980 - 1992	Ratio-spliced using overlapping data in 1993: (ratio = 100%).
International Monetary Fund (2024)	IMF GFS	1993 - 1999	Ratio-spliced using overlapping data in 2000: (ratio = 100%).
African Development Bank (2018)	AFDB	2000 - 2004	Ratio-spliced using overlapping data in 2005: (ratio = 100%).
International Monetary Fund (2024)	IMF GFS	2005 - 2023	Baseline source, overlaps with anchor year 2015.

2 Harmonised series

— GMD estimate | Source change ● AFDB ● IMF GFS



Sierra Leone

COVERAGE
1963–2019

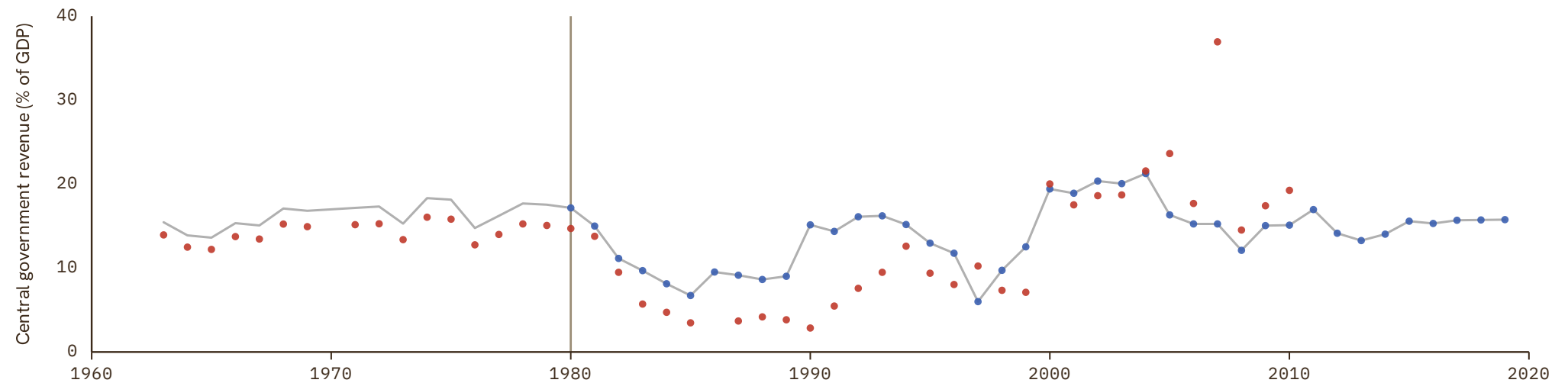
UNIT
in %

1 Source composition

SOURCE	CODE	TIME SPAN	NOTES
Brian Mitchell (2013)	Mitchell	1963 - 1979	Ratio-spliced using overlapping data in 1980: (ratio = 100%).
African Development Bank (2018)	AFDB	1980 - 2019	Baseline source, overlaps with anchor year 2015.

2 Harmonised series

— GMD estimate | Source change ● AFDB ● Mitchell



Singapore

COVERAGE
1963–2024

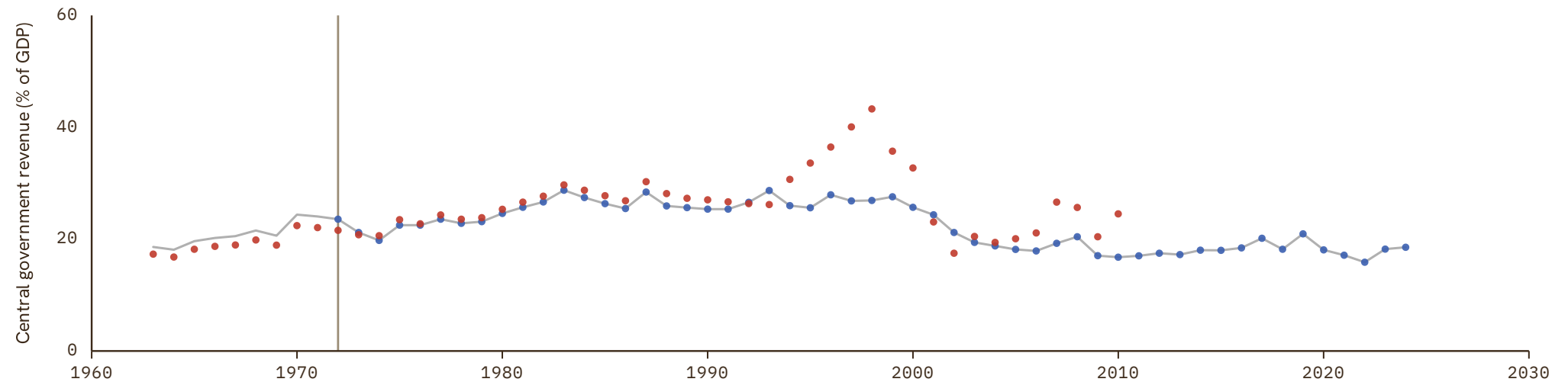
UNIT
in %

1 Source composition

SOURCE	CODE	TIME SPAN	NOTES
Brian Mitchell (2013)	Mitchell	1963 - 1971	Ratio-spliced using overlapping data in 1972: (ratio = 100%).
International Monetary Fund (2024)	IMF GFS	1972 - 2024	Baseline source, overlaps with anchor year 2015.

2 Harmonised series

— GMD estimate | | Source change ● IMF GFS ● Mitchell



Slovakia

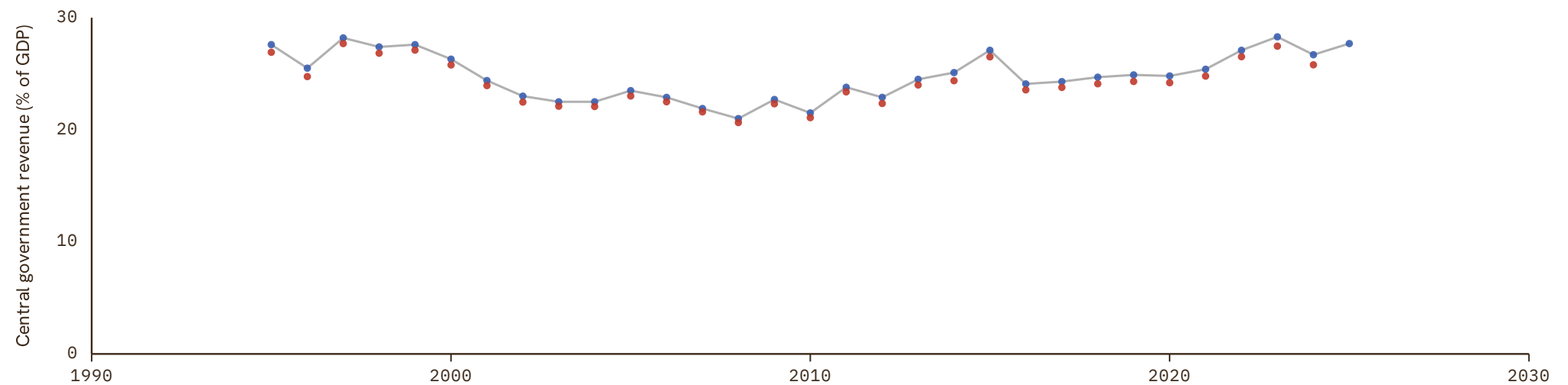
COVERAGE
1995–2025UNIT
in %

1 Source composition

SOURCE	CODE	TIME SPAN	NOTES
Eurostat (2025)	EUS	1995 - 2025	Baseline source, overlaps with anchor year 2015.

2 Harmonised series

— GMD estimate ● EUS ● IMF GFS



Slovenia

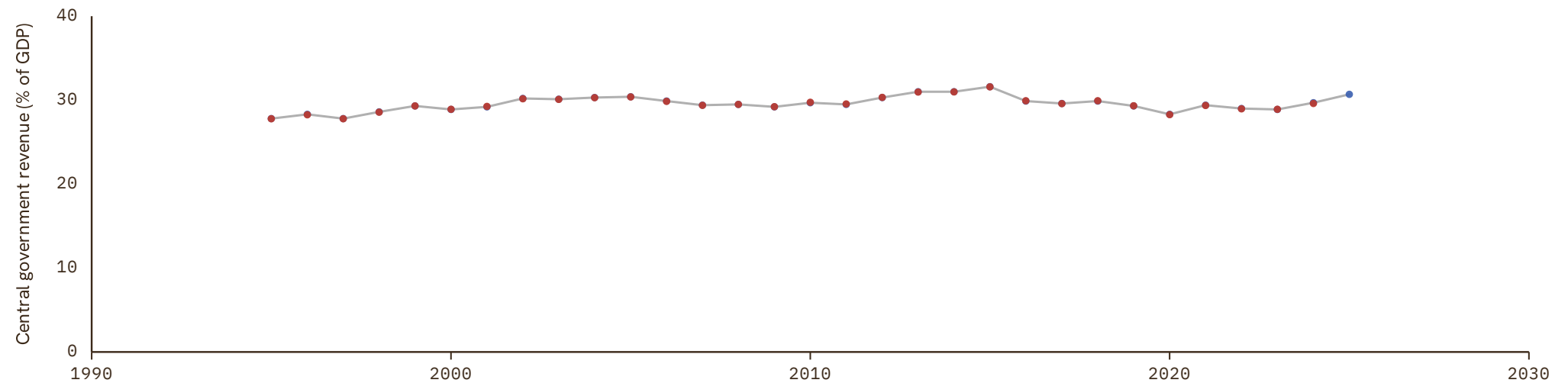
COVERAGE
1995–2025UNIT
in %

1 Source composition

SOURCE	CODE	TIME SPAN	NOTES
Eurostat (2025)	EUS	1995 - 2025	Baseline source, overlaps with anchor year 2015.

2 Harmonised series

— GMD estimate ● EUS ● IMF GFS



Somalia

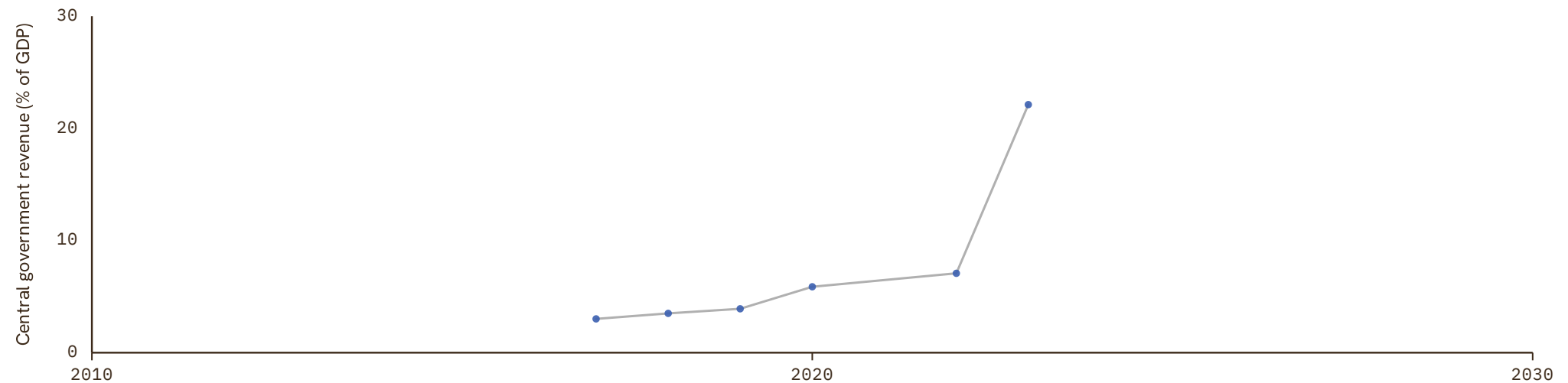
COVERAGE
2017–2023UNIT
in %

1 Source composition

SOURCE	CODE	TIME SPAN	NOTES
International Monetary Fund (2024)	IMF GFS	2017 - 2023	Ratio-spliced using overlapping data in 2024: (ratio = 100%).

2 Harmonised series

— GMD estimate ● IMF GFS



South Africa

COVERAGE
1911–2024

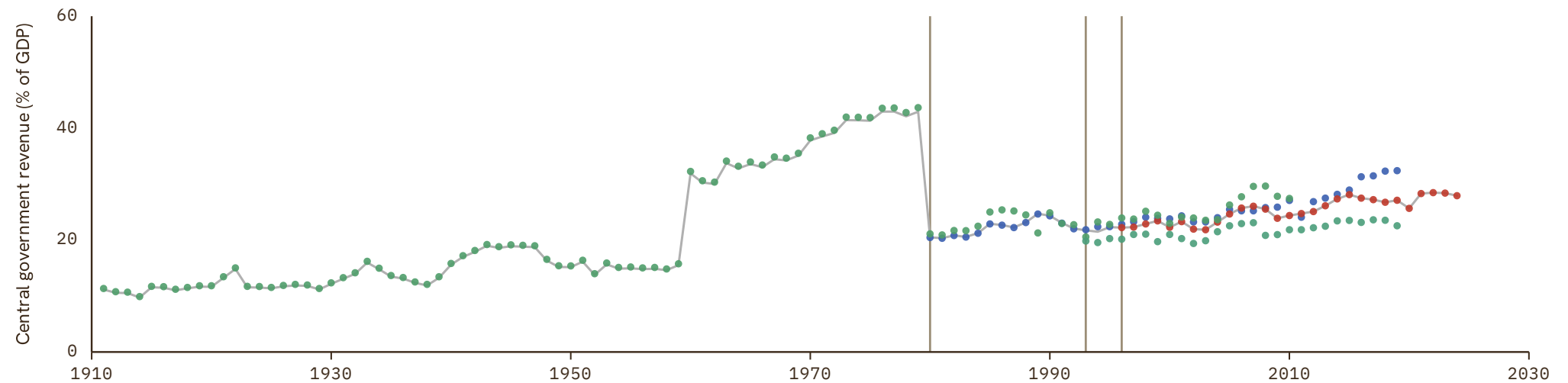
UNIT
in %

1 Source composition

SOURCE	CODE	TIME SPAN	NOTES
Brian Mitchell (2013)	Mitchell	1911 - 1979	Ratio-spliced using overlapping data in 1980: (ratio = 100%).
African Development Bank (2018)	AFDB	1980 - 1992	Ratio-spliced using overlapping data in 1993: (ratio = 100%).
South African Reserve Bank (2024)	CS1 ZAF	1993 - 1995	Ratio-spliced using overlapping data in 1996: (ratio = 100%).
International Monetary Fund (2024)	IMF GFS	1996 - 2024	Baseline source, overlaps with anchor year 2015.

2 Harmonised series

— GMD estimate | Source change ● AFDB ● IMF GFS ● Mitchell ● CS1



South Korea

COVERAGE
1911-2026

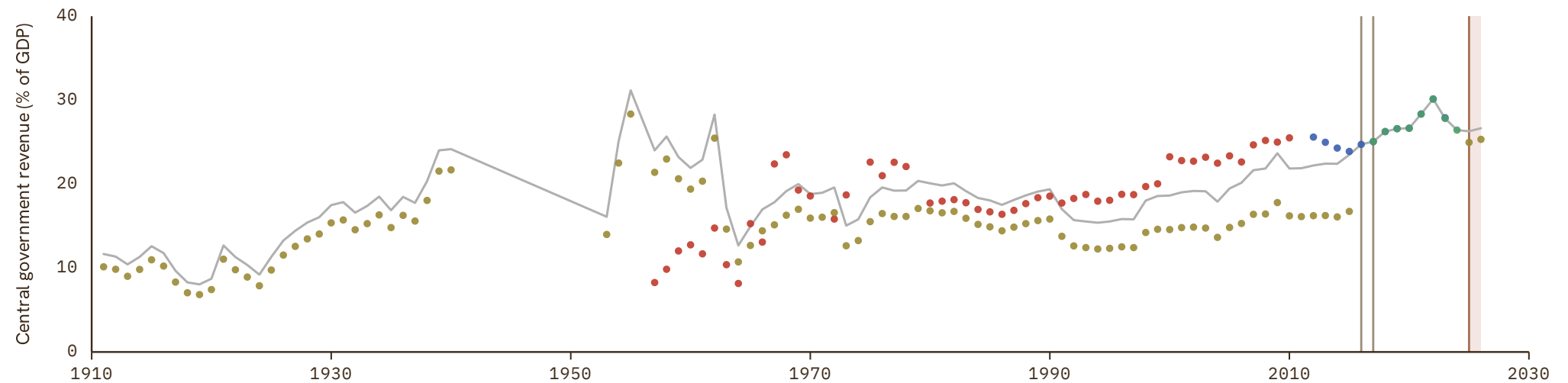
UNIT
in %

1 Source composition

SOURCE	CODE	TIME SPAN	NOTES
Cha et al. (2022)	CS2 KOR	1911 - 2015	Ratio-spliced using overlapping data in 2016: (ratio = 100%).
International Monetary Fund (2024)	IMF GFS	2016 - 2016	Ratio-spliced using overlapping data in 2017: (ratio = 100%).
Min. of Economy et al. (2026)	CS3 KOR	2017 - 2024	Ratio-spliced using overlapping data in 2025: (ratio = 100%).
CS3 forecast KOR	CS3 forecast KOR	2025 - 2026	Ratio-spliced using overlapping data in 2027: (ratio = 100%).

2 Harmonised series

GMD forecast
 — GMD estimate
 | Source change
 ● IMF GFS
 ● Mitchell
 ● CS3
 ● CS2
 ● CS3 forecast



Spain

COVERAGE
1703–2025

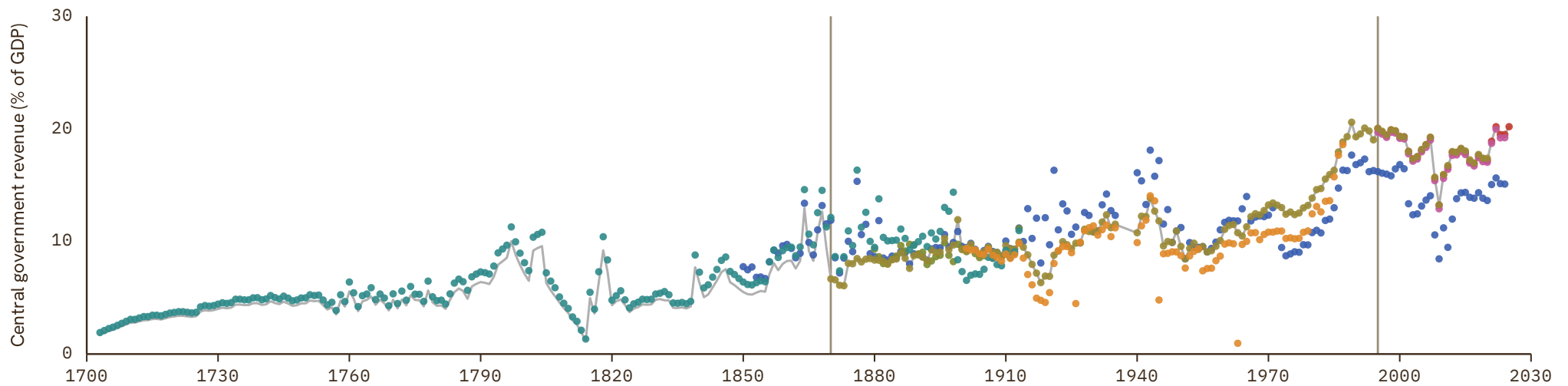
UNIT
in %

1 Source composition

SOURCE	CODE	TIME SPAN	NOTES
Cox et al. (2021)	MD	1703 - 1869	Ratio-spliced using overlapping data in 1870: (ratio = 100%).
Jordá et al. (2017)	JST	1870 - 1994	Ratio-spliced using overlapping data in 1995: (ratio = 100%).
Eurostat (2025)	EUS	1995 - 2025	Baseline source, overlaps with anchor year 2015.

2 Harmonised series

— GMD estimate | Source change ● ANDERSSON ● EUS ● FZ ● IMF GFS ● JST ● MD ● Mitchell



Sri Lanka

COVERAGE
1947-2010

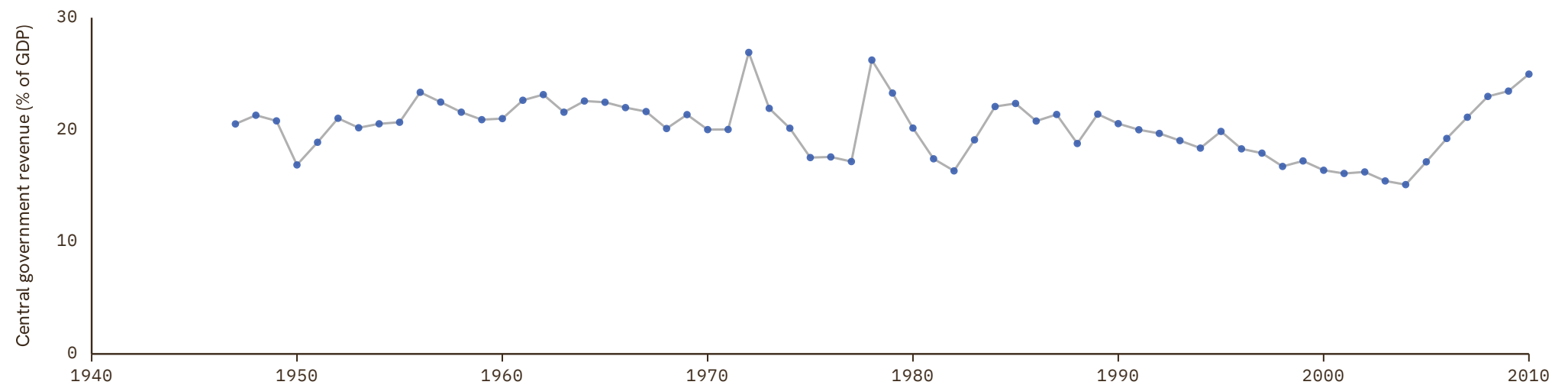
UNIT
in %

1 Source composition

SOURCE	CODE	TIME SPAN	NOTES
Brian Mitchell (2013)	Mitchell	1947 - 2010	Ratio-spliced using overlapping data in 2011: (ratio = 100%).

2 Harmonised series

— GMD estimate ● Mitchell



Sudan

COVERAGE
1955–2019

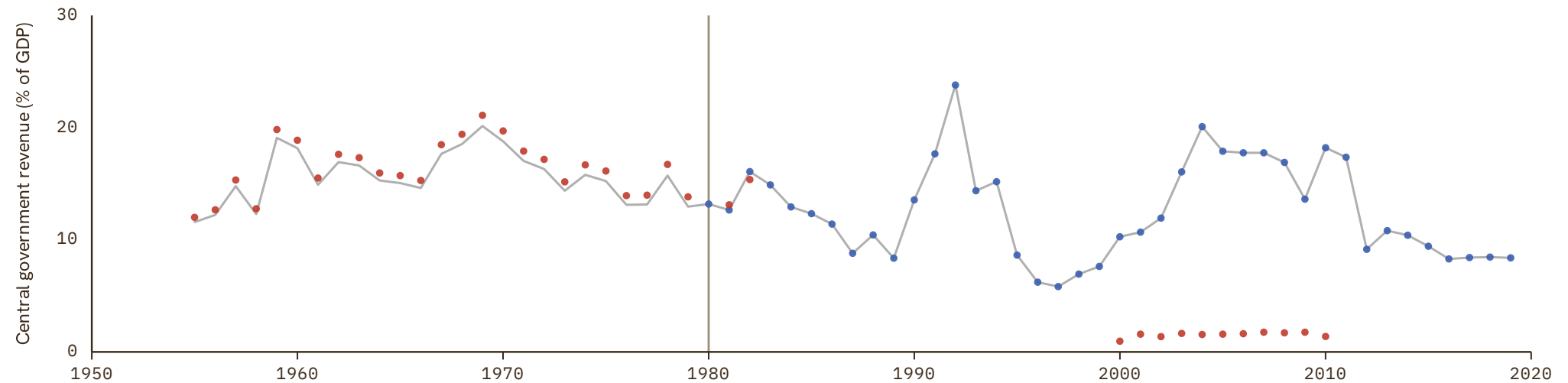
UNIT
in %

1 Source composition

SOURCE	CODE	TIME SPAN	NOTES
Brian Mitchell (2013)	Mitchell	1955 - 1979	Ratio-spliced using overlapping data in 1980: (ratio = 100%).
African Development Bank (2018)	AFDB	1980 - 2019	Baseline source, overlaps with anchor year 2015.

2 Harmonised series

— GMD estimate | | Source change ● AFDB ● Mitchell



Sweden

COVERAGE
1722-2025

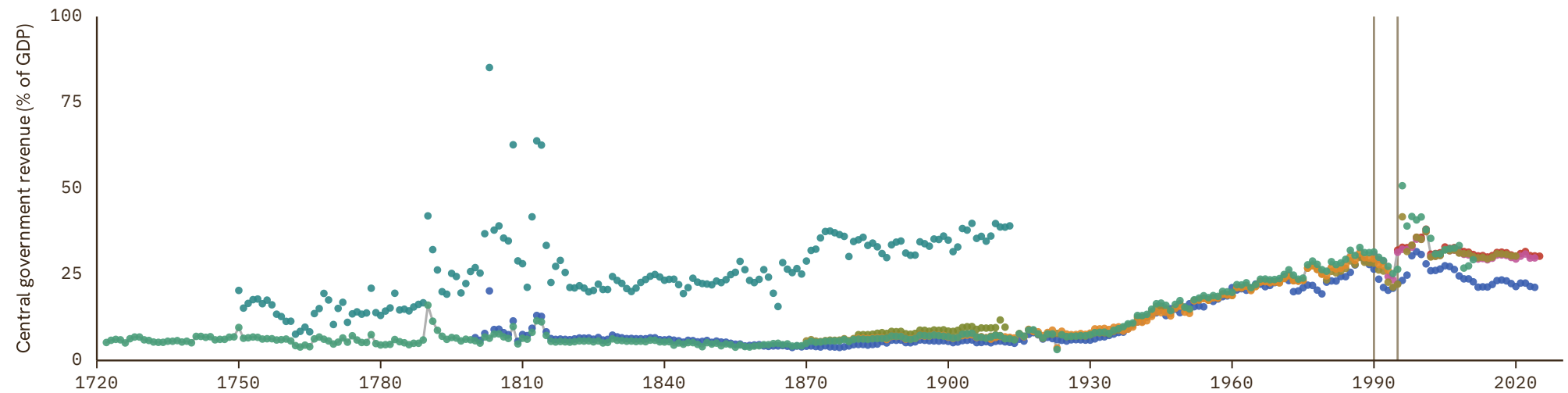
UNIT
in %

1 Source composition

SOURCE	CODE	TIME SPAN	NOTES
Schön et al. (2017)	CS1 SWE	1722 - 1989	Ratio-spliced using overlapping data in 1990: (ratio = 100%).
International Monetary Fund (2024)	IMF GFS	1990 - 1994	Ratio-spliced using overlapping data in 1995: (ratio = 100%).
Eurostat (2025)	EUS	1995 - 2025	Baseline source, overlaps with anchor year 2015.

2 Harmonised series

— GMD estimate | Source change ● ANDERSSON ● EUS ● FZ ● IMF GFS ● JST ● MD ● Mitchell ● CS1



Switzerland

COVERAGE
1870–2024

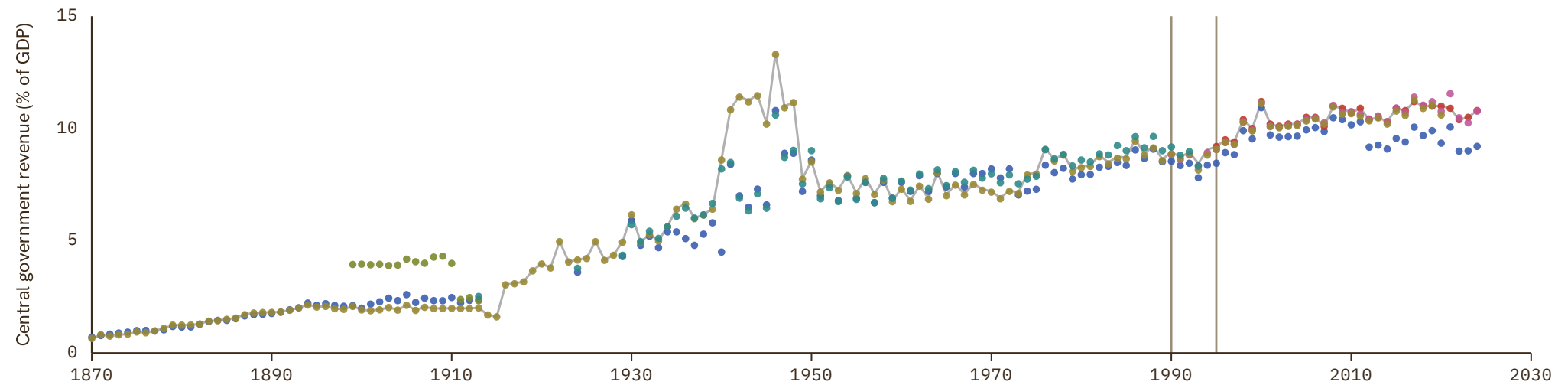
UNIT
in %

1 Source composition

SOURCE	CODE	TIME SPAN	NOTES
Jordá et al. (2017)	JST	1870 - 1989	Ratio-spliced using overlapping data in 1990: (ratio = 100%).
International Monetary Fund (2024)	IMF GFS	1990 - 1994	Ratio-spliced using overlapping data in 1995: (ratio = 100%).
Eurostat (2025)	EUS	1995 - 2024	Baseline source, overlaps with anchor year 2015.

2 Harmonised series

— GMD estimate | Source change ● ANDERSSON ● EUS ● FZ ● IMF GFS ● JST ● Mitchell



Syria

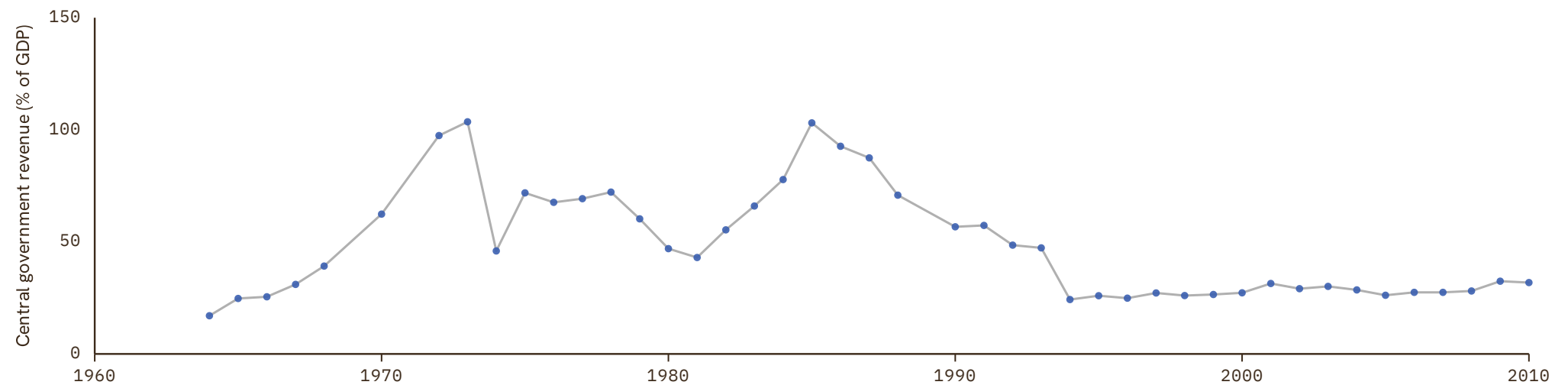
COVERAGE
1964–2010UNIT
in %

1 Source composition

SOURCE	CODE	TIME SPAN	NOTES
Brian Mitchell (2013)	Mitchell	1964 - 2010	Ratio-spliced using overlapping data in 2011: (ratio = 100%).

2 Harmonised series

— GMD estimate ● Mitchell



Taiwan

COVERAGE
1903–2010

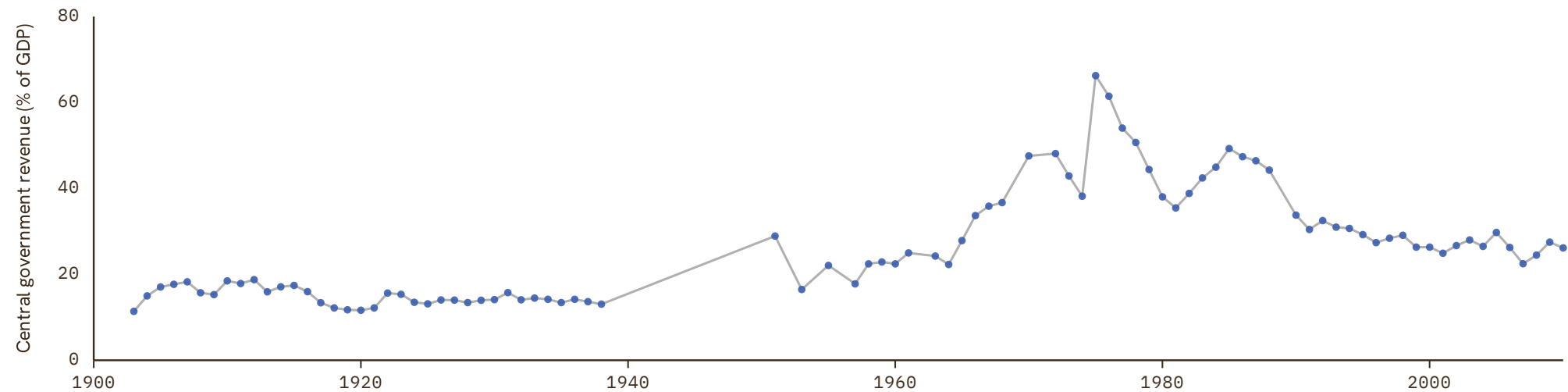
UNIT
in %

1 Source composition

SOURCE	CODE	TIME SPAN	NOTES
Brian Mitchell (2013)	Mitchell	1903 - 2010	Ratio-spliced using overlapping data in 2011: (ratio = 100%).

2 Harmonised series

— GMD estimate ● Mitchell



Tajikistan

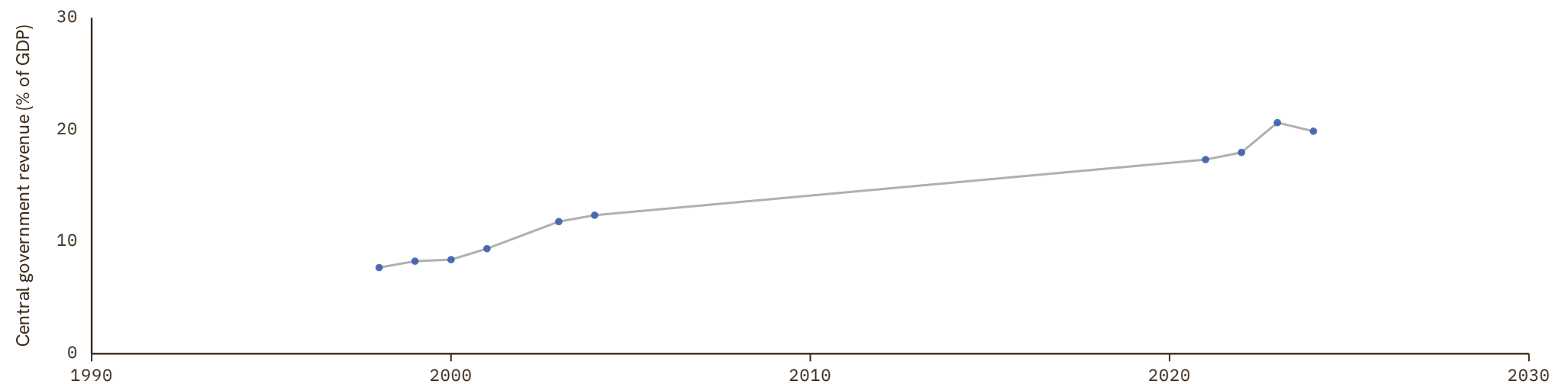
COVERAGE
1998–2024UNIT
in %

1 Source composition

SOURCE	CODE	TIME SPAN	NOTES
International Monetary Fund (2024)	IMF GFS	1998 - 2024	Baseline source, overlaps with anchor year 2015.

2 Harmonised series

— GMD estimate ● IMF GFS



Tanzania

COVERAGE
1955–2019

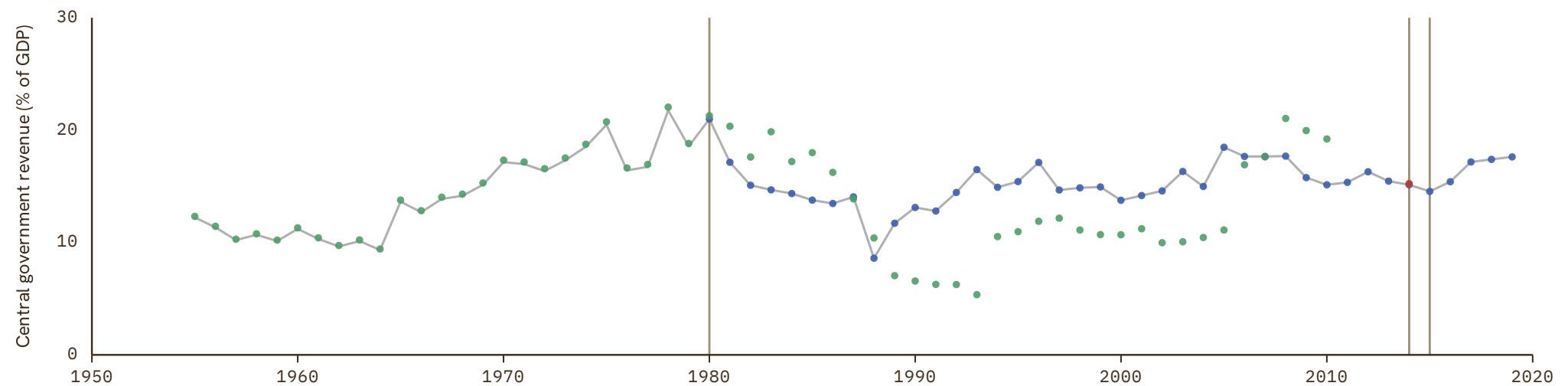
UNIT
in %

1 Source composition

SOURCE	CODE	TIME SPAN	NOTES
Brian Mitchell (2013)	Mitchell	1955 - 1979	Ratio-spliced using overlapping data in 1980: (ratio = 100%).
African Development Bank (2018)	AFDB	1980 - 2013	Ratio-spliced using overlapping data in 2014: (ratio = 100%).
International Monetary Fund (2024)	IMF GFS	2014 - 2014	Ratio-spliced using overlapping data in 2015: (ratio = 100%).
African Development Bank (2018)	AFDB	2015 - 2019	Baseline source, overlaps with anchor year 2015.

2 Harmonised series

— GMD estimate | Source change ● AFDB ● IMF GFS ● Mitchell



Thailand

COVERAGE
1946–2024

UNIT
in %

1 Source composition

SOURCE	CODE	TIME SPAN	NOTES
Brian Mitchell (2013)	Mitchell	1946 - 2001	Ratio-spliced using overlapping data in 2002: (ratio = 100%).
International Monetary Fund (2024)	IMF GFS	2002 - 2024	Baseline source, overlaps with anchor year 2015.

2 Harmonised series

— GMD estimate | | Source change ● IMF GFS ● Mitchell



Timor-Leste

COVERAGE
2010–2022

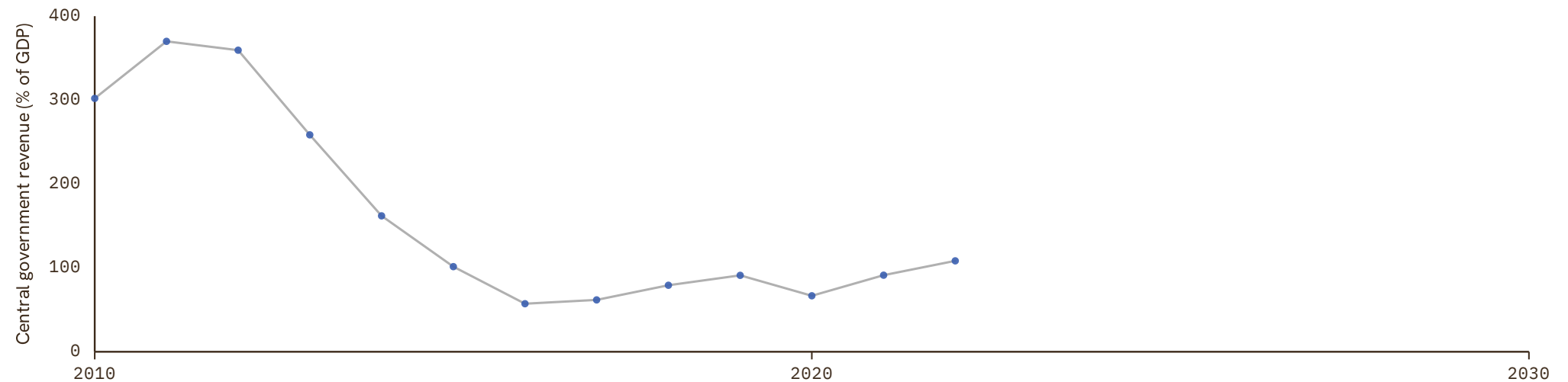
UNIT
in %

1 Source composition

SOURCE	CODE	TIME SPAN	NOTES
International Monetary Fund (2024)	IMF GFS	2010 - 2022	Baseline source, overlaps with anchor year 2015.

2 Harmonised series

— GMD estimate ● IMF GFS



Togo

COVERAGE
1961-2024

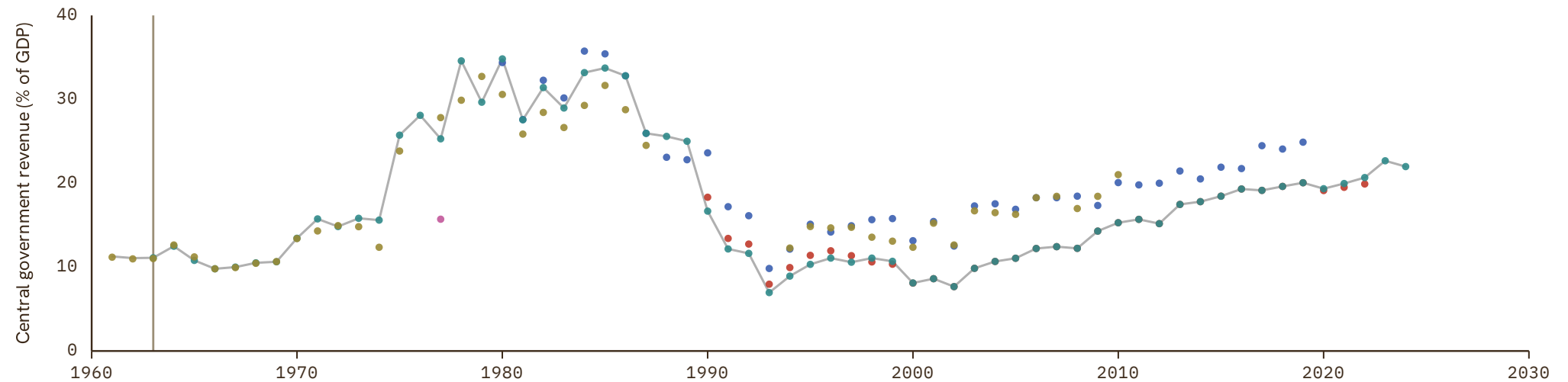
UNIT
in %

1 Source composition

SOURCE	CODE	TIME SPAN	NOTES
Brian Mitchell (2013)	Mitchell	1961 - 1962	Ratio-spliced using overlapping data in 1963: (ratio = 100%).
BCEAO (2024)	BCEAO	1963 - 2024	Baseline source, overlaps with anchor year 2015.

2 Harmonised series

— GMD estimate | Source change ● AFDB ● AFRISTAT ● BCEAO ● IMF GFS ● Mitchell



Trinidad and Tobago

 COVERAGE
1951–2007

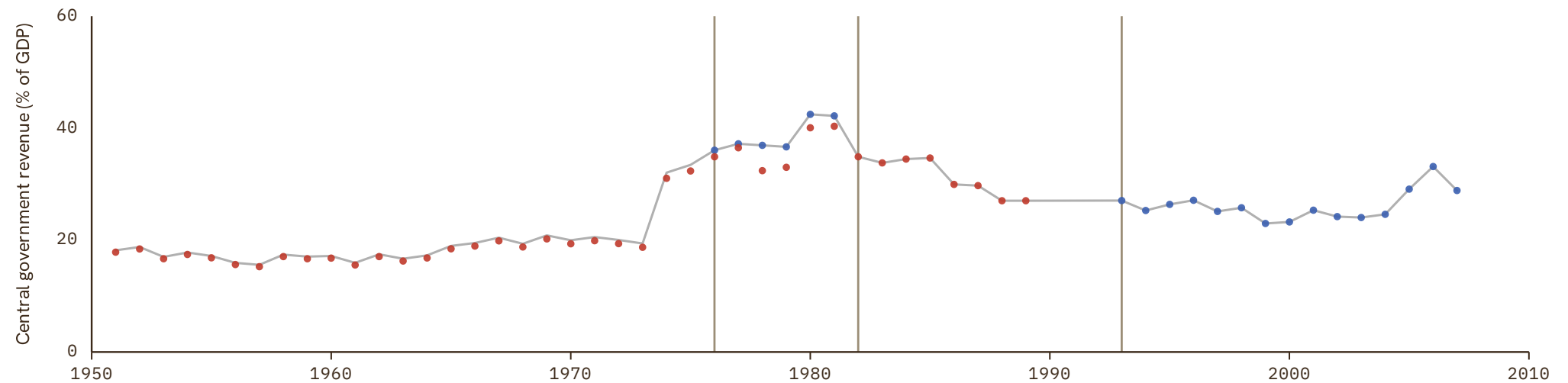
 UNIT
in %

1 Source composition

SOURCE	CODE	TIME SPAN	NOTES
Brian Mitchell (2013)	Mitchell	1951 - 1975	Ratio-spliced using overlapping data in 1976: (ratio = 100%).
International Monetary Fund (2024)	IMF GFS	1976 - 1981	Ratio-spliced using overlapping data in 1982: (ratio = 100%).
Brian Mitchell (2013)	Mitchell	1982 - 1989	Ratio-spliced using overlapping data in 1990: (ratio = 100%).
International Monetary Fund (2024)	IMF GFS	1993 - 2007	Ratio-spliced using overlapping data in 2008: (ratio = 100%).

2 Harmonised series

— GMD estimate | Source change ● IMF GFS ● Mitchell



Tunisia

COVERAGE
1965–2019

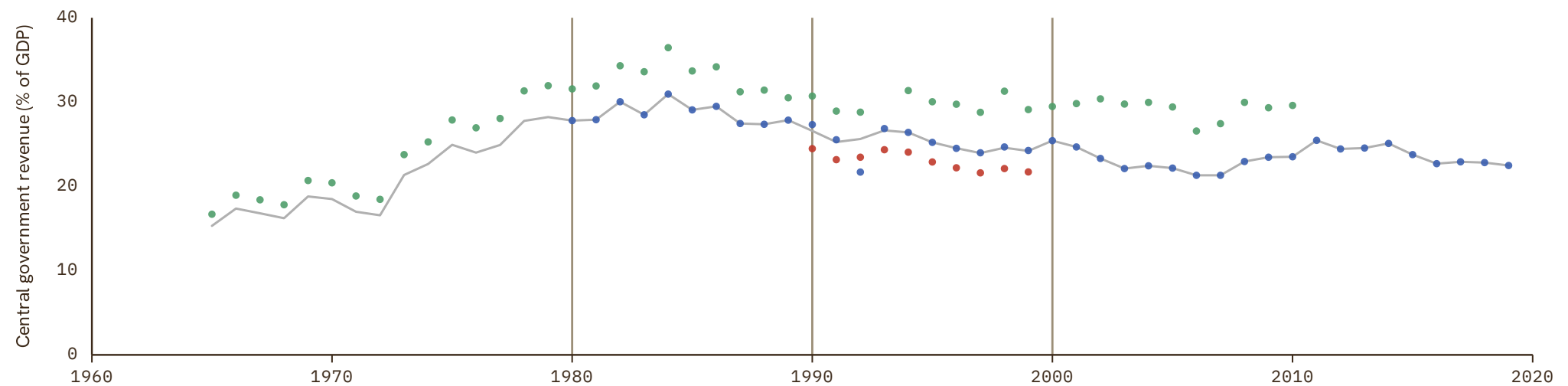
UNIT
in %

1 Source composition

SOURCE	CODE	TIME SPAN	NOTES
Brian Mitchell (2013)	Mitchell	1965 - 1979	Ratio-spliced using overlapping data in 1980: (ratio = 100%).
African Development Bank (2018)	AFDB	1980 - 1989	Ratio-spliced using overlapping data in 1990: (ratio = 100%).
International Monetary Fund (2024)	IMF GFS	1990 - 1999	Ratio-spliced using overlapping data in 2000: (ratio = 100%).
African Development Bank (2018)	AFDB	2000 - 2019	Baseline source, overlaps with anchor year 2015.

2 Harmonised series

— GMD estimate | Source change ● AFDB ● IMF GFS ● Mitchell



Turkey

COVERAGE
2008–2024

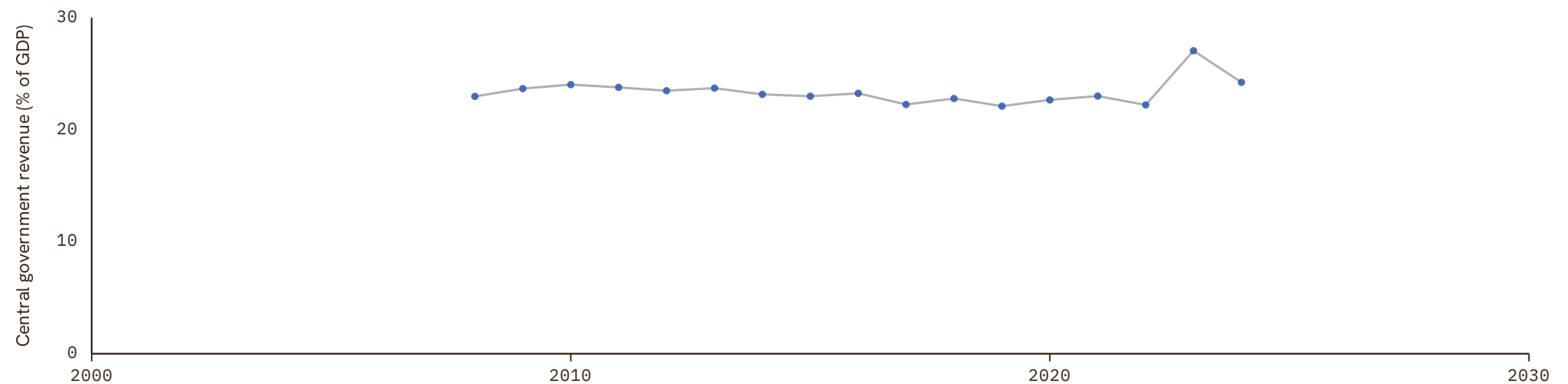
UNIT
in %

1 Source composition

SOURCE	CODE	TIME SPAN	NOTES
International Monetary Fund (2024)	IMF GFS	2008 - 2024	Baseline source, overlaps with anchor year 2015.

2 Harmonised series

— GMD estimate ● IMF GFS



Uganda

COVERAGE
1954–2023

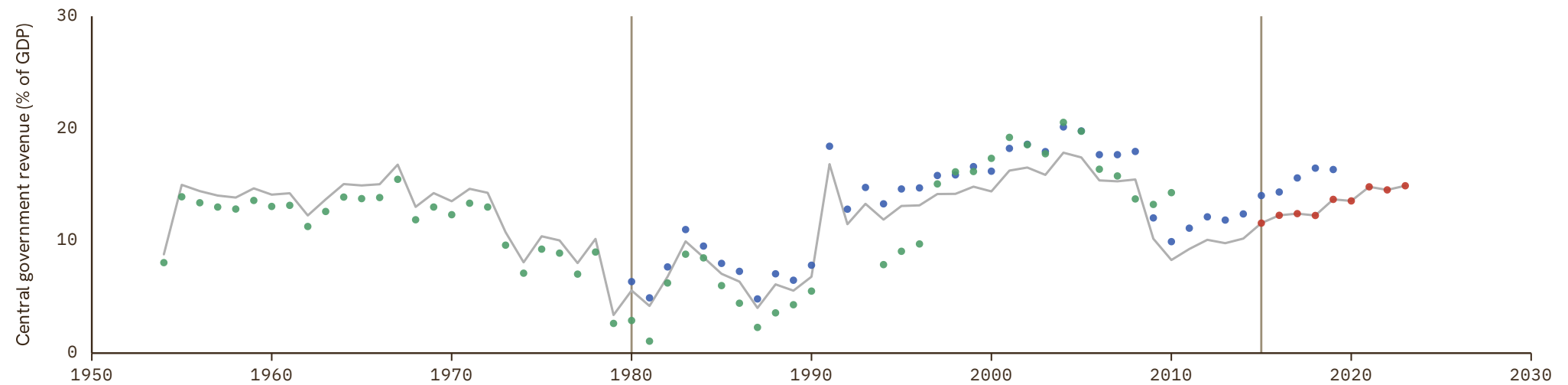
UNIT
in %

1 Source composition

SOURCE	CODE	TIME SPAN	NOTES
Brian Mitchell (2013)	Mitchell	1954 - 1979	Ratio-spliced using overlapping data in 1980: (ratio = 100%).
African Development Bank (2018)	AFDB	1980 - 2014	Ratio-spliced using overlapping data in 2015: (ratio = 100%).
International Monetary Fund (2024)	IMF GFS	2015 - 2023	Baseline source, overlaps with anchor year 2015.

2 Harmonised series

— GMD estimate | Source change ● AFDB ● IMF GFS ● Mitchell



Ukraine

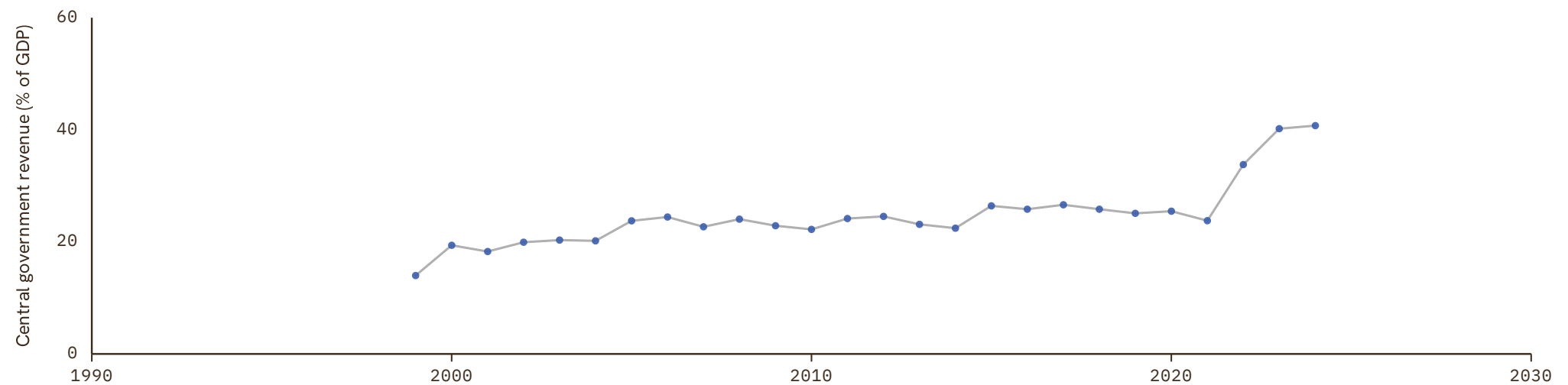
COVERAGE
1999–2024UNIT
in %

1 Source composition

SOURCE	CODE	TIME SPAN	NOTES
International Monetary Fund (2024)	IMF GFS	1999 - 2024	Baseline source, overlaps with anchor year 2015.

2 Harmonised series

— GMD estimate ● IMF GFS



United Arab Emirates

COVERAGE
2011–2024

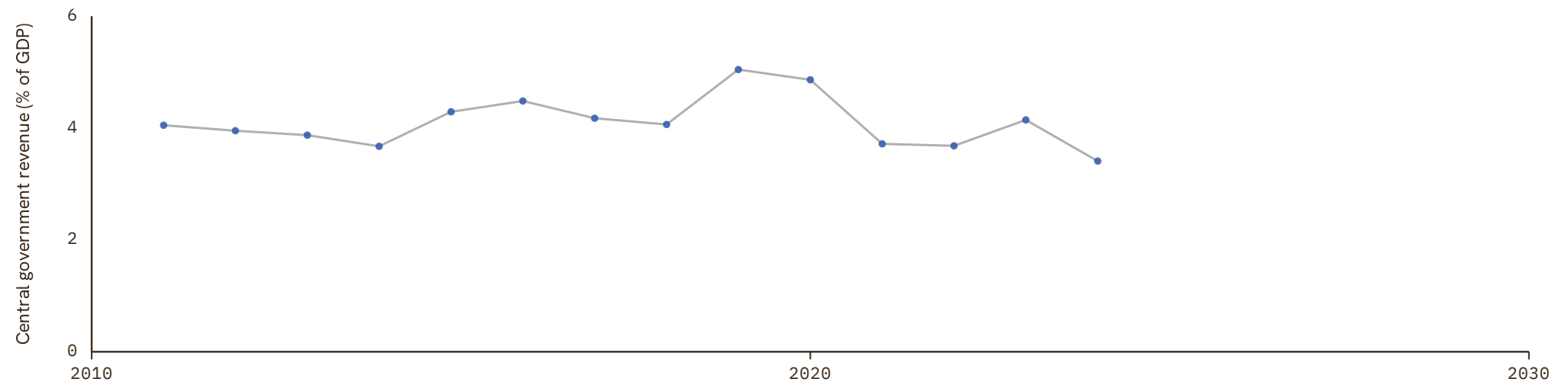
UNIT
in %

1 Source composition

SOURCE	CODE	TIME SPAN	NOTES
International Monetary Fund (2024)	IMF GFS	2011 - 2024	Baseline source, overlaps with anchor year 2015.

2 Harmonised series

— GMD estimate ● IMF GFS



United Kingdom

COVERAGE
1689–2024

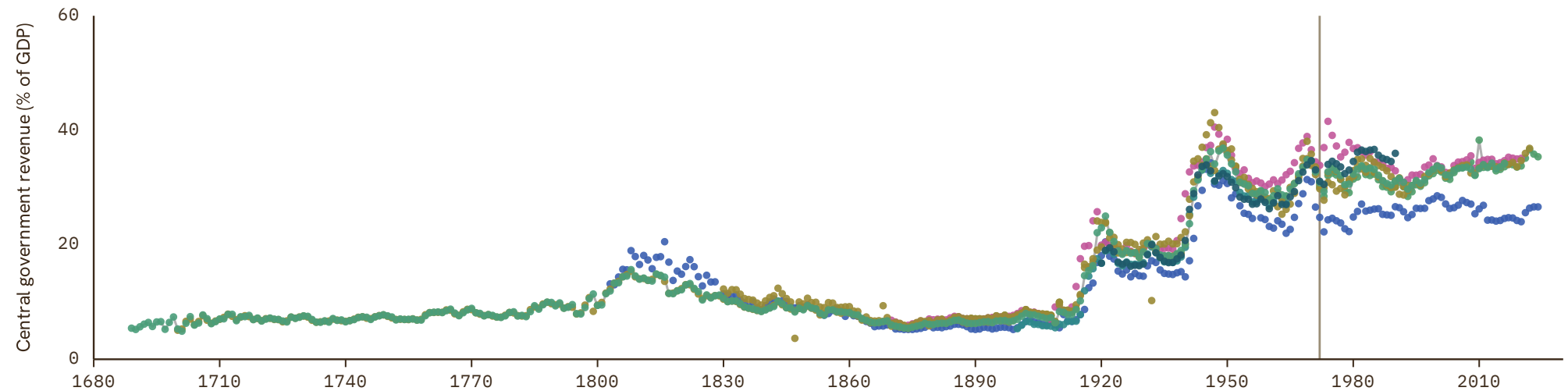
UNIT
in %

1 Source composition

SOURCE	CODE	TIME SPAN	NOTES
Thomas et al. (2010)	CS1 GBR	1689 - 1971	Ratio-spliced using overlapping data in 1972: (ratio = 100%).
International Monetary Fund (2024)	IMF GFS	1972 - 2024	Baseline source, overlaps with anchor year 2015.

2 Harmonised series

— GMD estimate | Source change ● ANDERSSON ● FZ ● IMF GFS ● JST ● Mitchell ● CS3 ● CS2 ● CS1 ● CS4



United States

COVERAGE
1789–2025

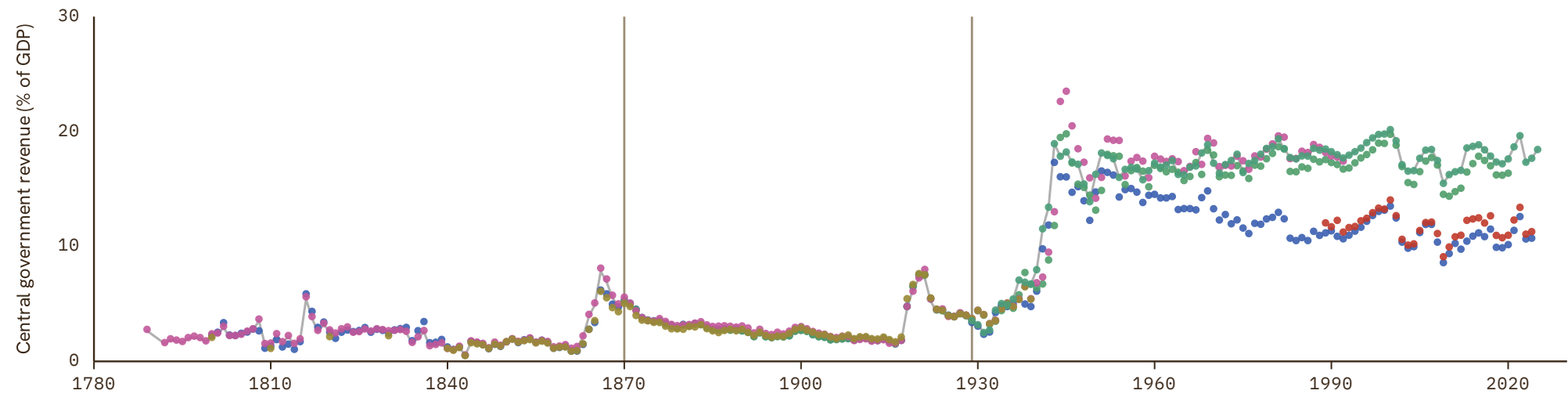
UNIT
in %

1 Source composition

SOURCE	CODE	TIME SPAN	NOTES
Brian Mitchell (2013)	Mitchell	1789 - 1869	Ratio-spliced using overlapping data in 1870: (ratio = 100%).
Jordá et al. (2017)	JST	1870 - 1928	Ratio-spliced using overlapping data in 1929: (ratio = 100%).
Fed. Reserve Bank of St. Louis (2024)	CS1 USA	1929 - 2025	Baseline source, overlaps with anchor year 2015.

2 Harmonised series

— GMD estimate | Source change ● ANDERSSON ● IMF GFS ● JST ● Mitchell ● CS2 ● CS1



Uruguay

COVERAGE
1956-2024

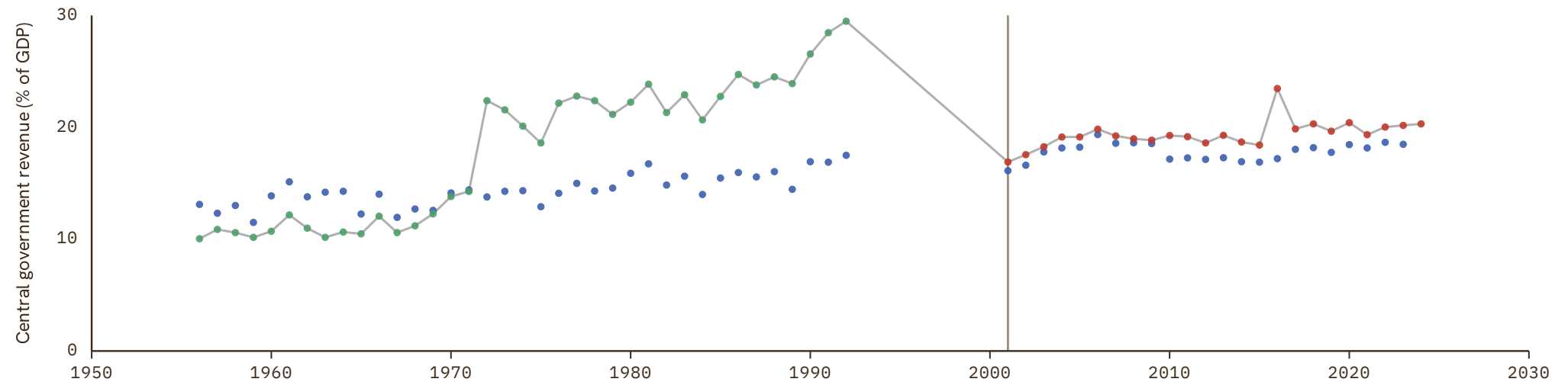
UNIT
in %

1 Source composition

SOURCE	CODE	TIME SPAN	NOTES
Brian Mitchell (2013)	Mitchell	1956 - 1992	Ratio-spliced using overlapping data in 1993: (ratio = 100%).
International Monetary Fund (2024)	IMF GFS	2001 - 2024	Baseline source, overlaps with anchor year 2015.

2 Harmonised series

— GMD estimate | Source change ● ANDERSSON ● IMF GFS ● Mitchell



Uzbekistan

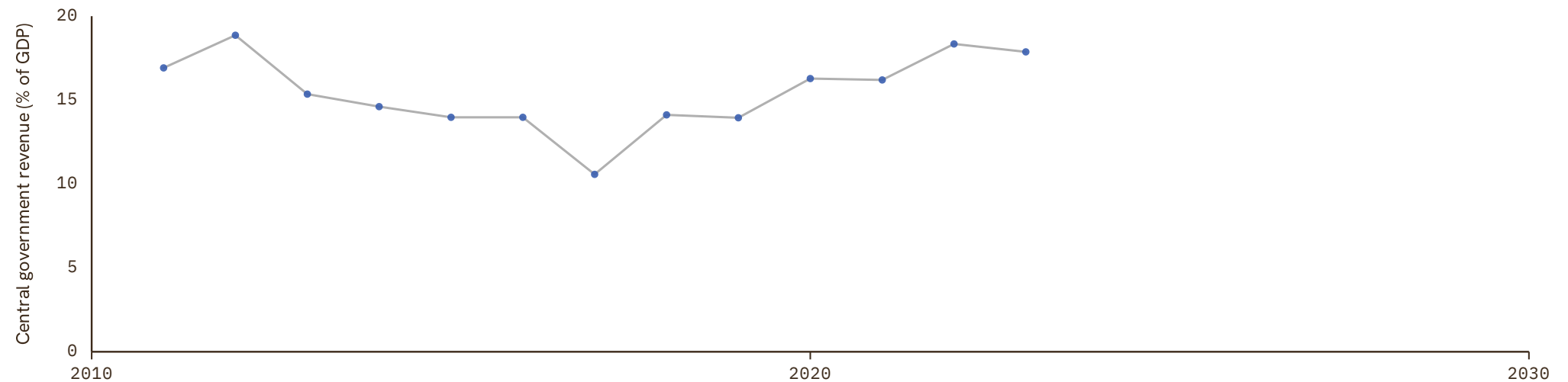
COVERAGE
2011–2023UNIT
in %

1 Source composition

SOURCE	CODE	TIME SPAN	NOTES
International Monetary Fund (2024)	IMF GFS	2011 - 2023	Baseline source, overlaps with anchor year 2015.

2 Harmonised series

— GMD estimate ● IMF GFS



Venezuela

COVERAGE
1950–1992

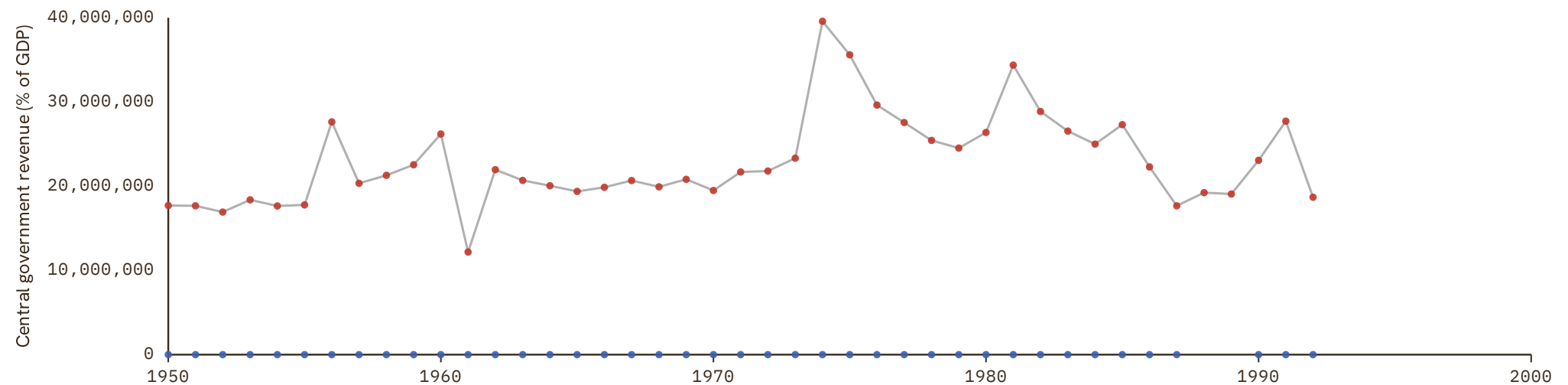
UNIT
in %

1 Source composition

SOURCE	CODE	TIME SPAN	NOTES
Brian Mitchell (2013)	Mitchell	1950 - 1992	Ratio-spliced using overlapping data in 1993: (ratio = 100%).

2 Harmonised series

— GMD estimate ● ANDERSSON ● Mitchell



Zambia

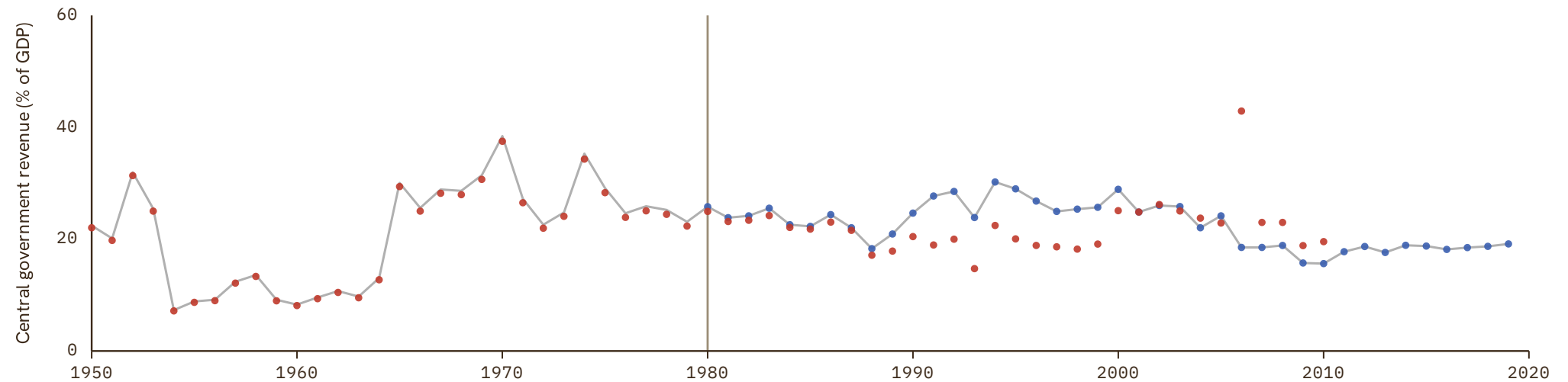
COVERAGE | UNIT
1950–2019 | in %

1 Source composition

SOURCE	CODE	TIME SPAN	NOTES
Brian Mitchell (2013)	Mitchell	1950 - 1979	Ratio-spliced using overlapping data in 1980: (ratio = 100%).
African Development Bank (2018)	AFDB	1980 - 2019	Baseline source, overlaps with anchor year 2015.

2 Harmonised series

— GMD estimate | | Source change ● AFDB ● Mitchell



Zimbabwe

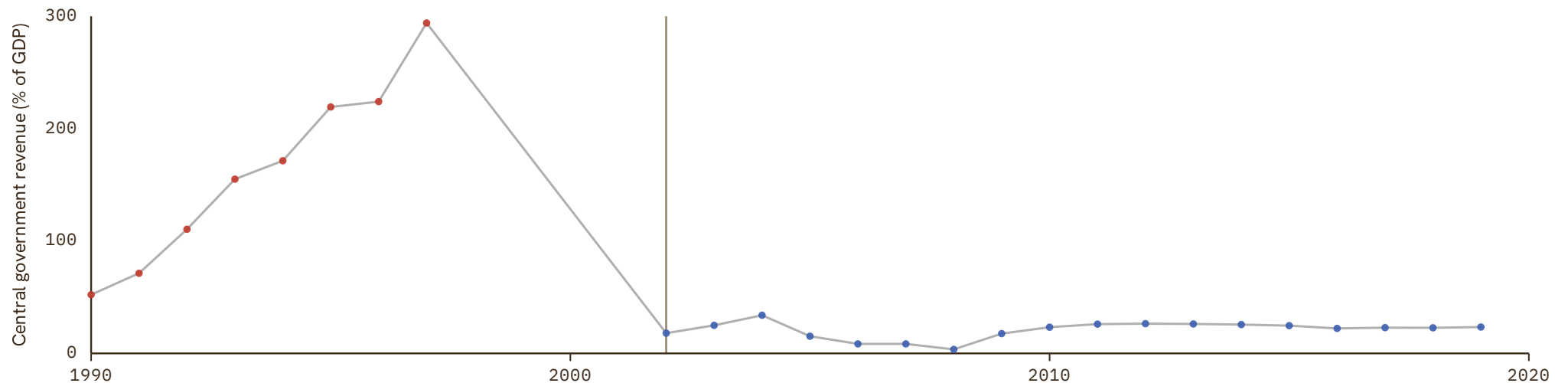
COVERAGE
1990–2019UNIT
in %

1 Source composition

SOURCE	CODE	TIME SPAN	NOTES
International Monetary Fund (2024)	IMF GFS	1990 - 1997	Ratio-spliced using overlapping data in 1998: (ratio = 100%).
African Development Bank (2018)	AFDB	2002 - 2019	Baseline source, overlaps with anchor year 2015.

2 Harmonised series

— GMD estimate | | Source change ● AFDB ● IMF GFS



Andorra

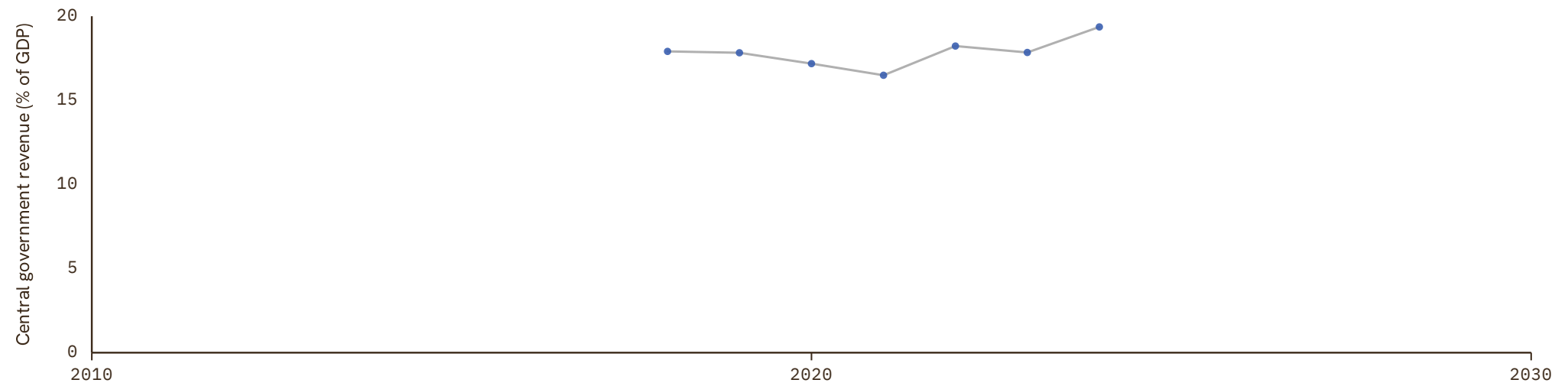
COVERAGE
2018–2024UNIT
in %

1 Source composition

SOURCE	CODE	TIME SPAN	NOTES
International Monetary Fund (2024)	IMF GFS	2018 - 2024	Ratio-spliced using overlapping data in 2025: (ratio = 100%).

2 Harmonised series

— GMD estimate ● IMF GFS



Comoros

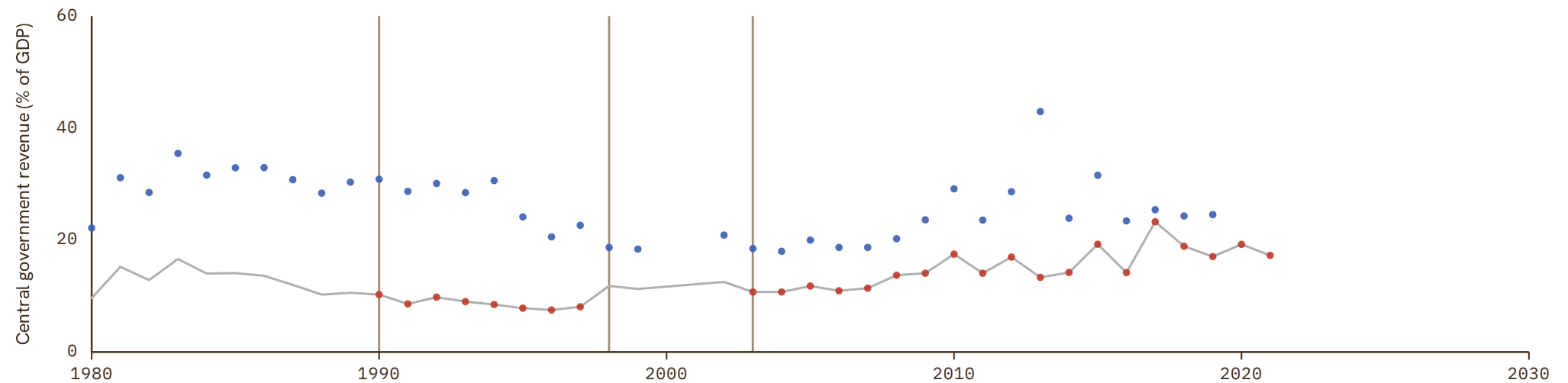
COVERAGE
1980–2021UNIT
in %

1 Source composition

SOURCE	CODE	TIME SPAN	NOTES
African Development Bank (2018)	AFDB	1980 - 1989	Ratio-spliced using overlapping data in 1990: (ratio = 100%).
African Union (2024)	AFRISTAT	1990 - 1997	Ratio-spliced using overlapping data in 1998: (ratio = 100%).
African Development Bank (2018)	AFDB	1998 - 2002	Ratio-spliced using overlapping data in 2003: (ratio = 100%).
African Union (2024)	AFRISTAT	2003 - 2021	Baseline source, overlaps with anchor year 2015.

2 Harmonised series

— GMD estimate | Source change ● AFDB ● AFRISTAT



Kiribati

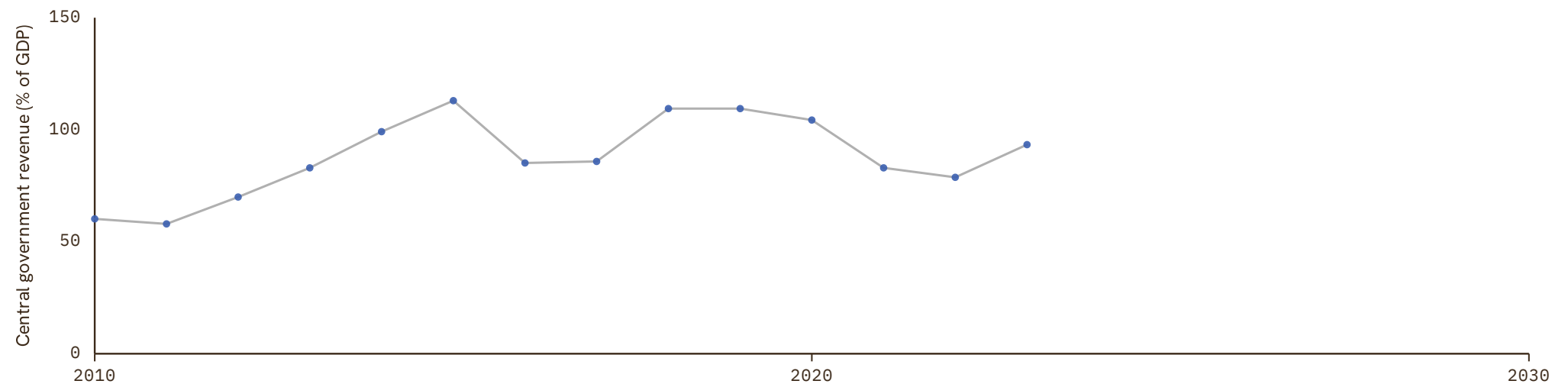
COVERAGE
2010–2023UNIT
in %

1 Source composition

SOURCE	CODE	TIME SPAN	NOTES
International Monetary Fund (2024)	IMF GFS	2010 - 2023	Baseline source, overlaps with anchor year 2015.

2 Harmonised series

— GMD estimate ● IMF GFS



Macau

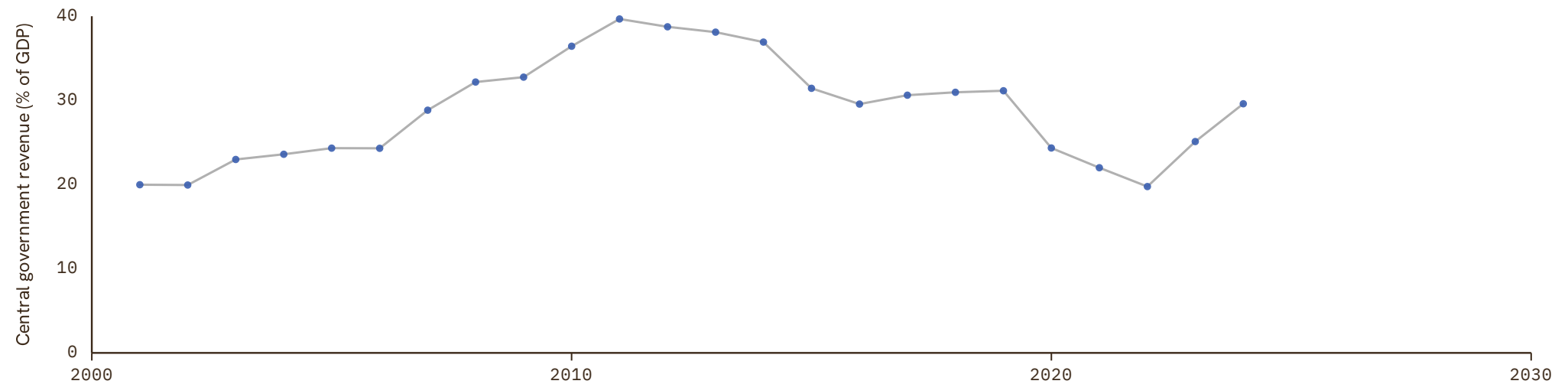
COVERAGE
2001–2024UNIT
in %

1 Source composition

SOURCE	CODE	TIME SPAN	NOTES
International Monetary Fund (2024)	IMF GFS	2001 - 2024	Baseline source, overlaps with anchor year 2015.

2 Harmonised series

— GMD estimate ● IMF GFS



Marshall Islands

COVERAGE
2008–2018

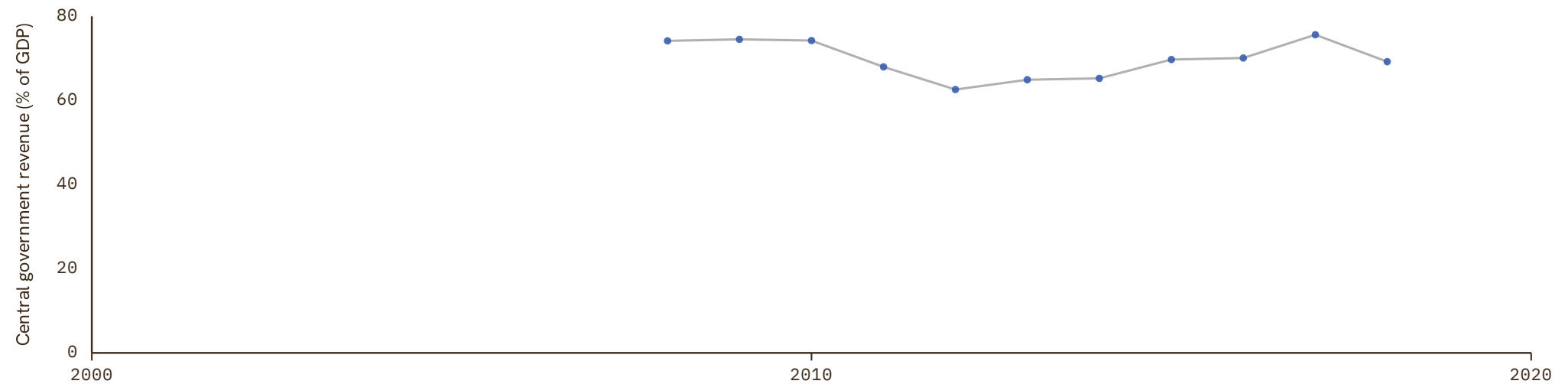
UNIT
in %

1 Source composition

SOURCE	CODE	TIME SPAN	NOTES
International Monetary Fund (2024)	IMF GFS	2008 - 2018	Baseline source, overlaps with anchor year 2015.

2 Harmonised series

— GMD estimate ● IMF GFS



Nauru

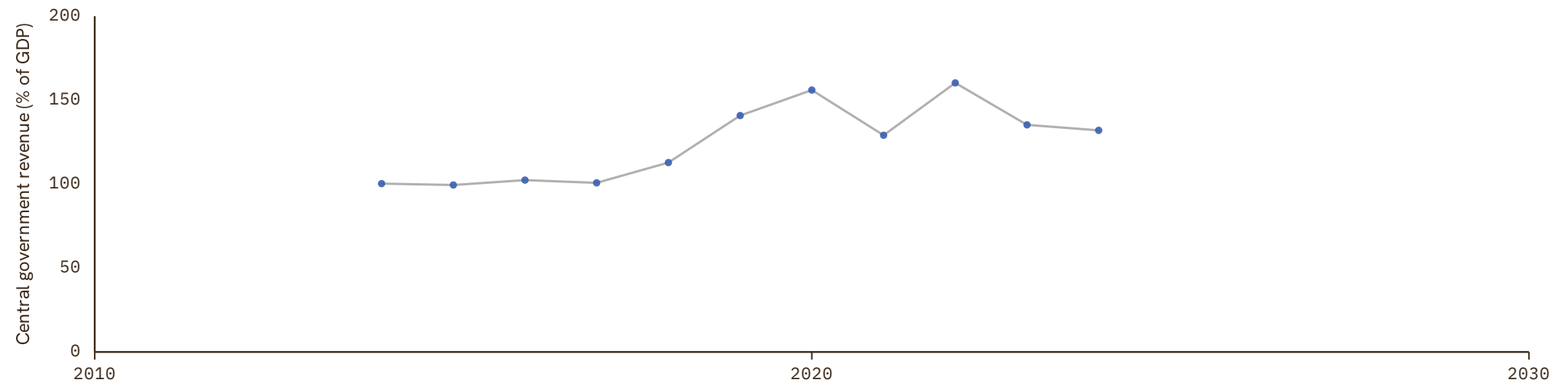
COVERAGE
2014–2024UNIT
in %

1 Source composition

SOURCE	CODE	TIME SPAN	NOTES
International Monetary Fund (2024)	IMF GFS	2014 - 2024	Baseline source, overlaps with anchor year 2015.

2 Harmonised series

— GMD estimate ● IMF GFS



Palau

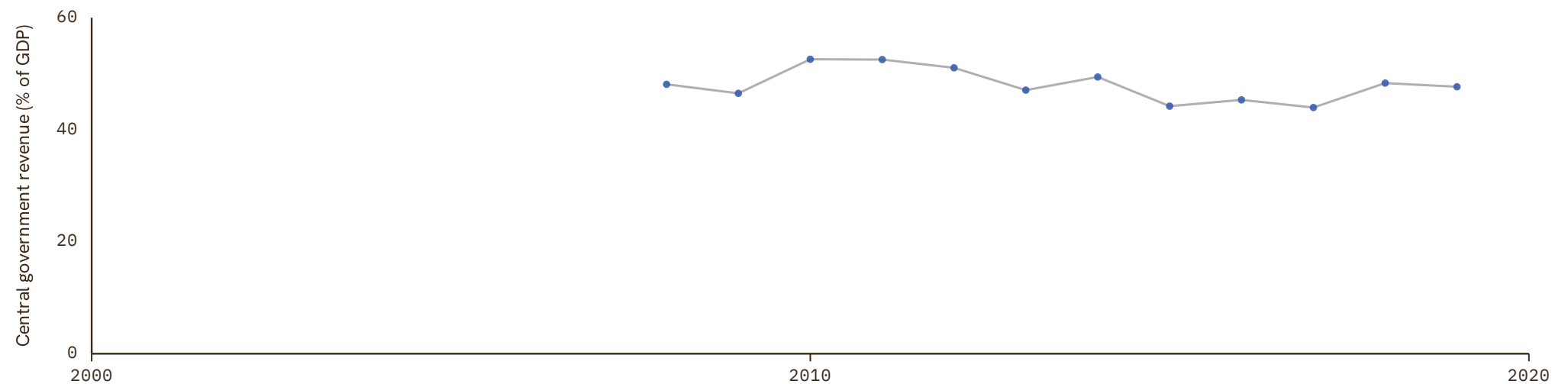
COVERAGE
2008–2019UNIT
in %

1 Source composition

SOURCE	CODE	TIME SPAN	NOTES
International Monetary Fund (2024)	IMF GFS	2008 - 2019	Baseline source, overlaps with anchor year 2015.

2 Harmonised series

— GMD estimate ● IMF GFS



Saint Vincent and the Grenadines

COVERAGE
1978–1999

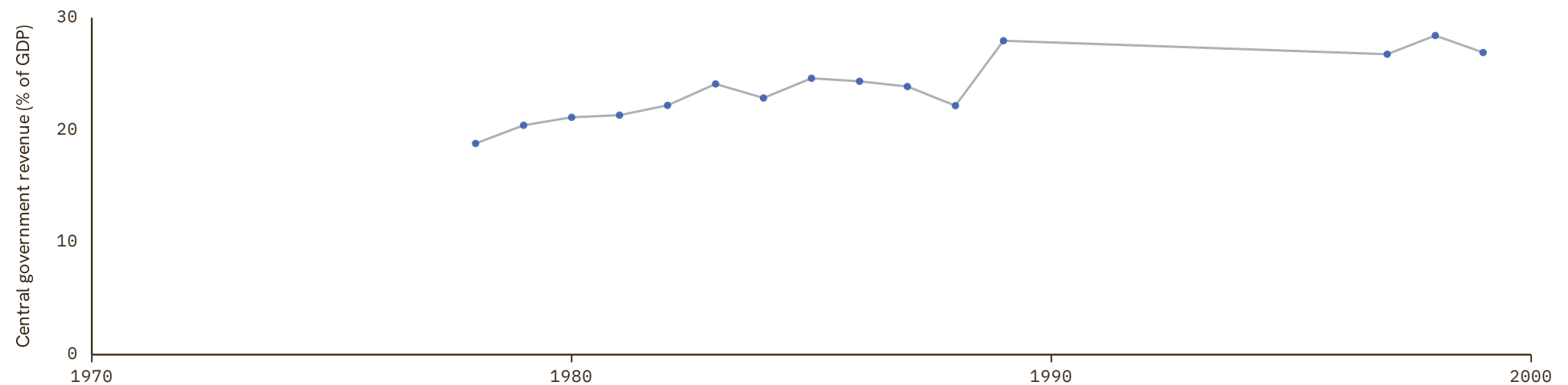
UNIT
in %

1 Source composition

SOURCE	CODE	TIME SPAN	NOTES
International Monetary Fund (2024)	IMF GFS	1978 - 1999	Ratio-spliced using overlapping data in 2000: (ratio = 100%).

2 Harmonised series

— GMD estimate ● IMF GFS



Samoa

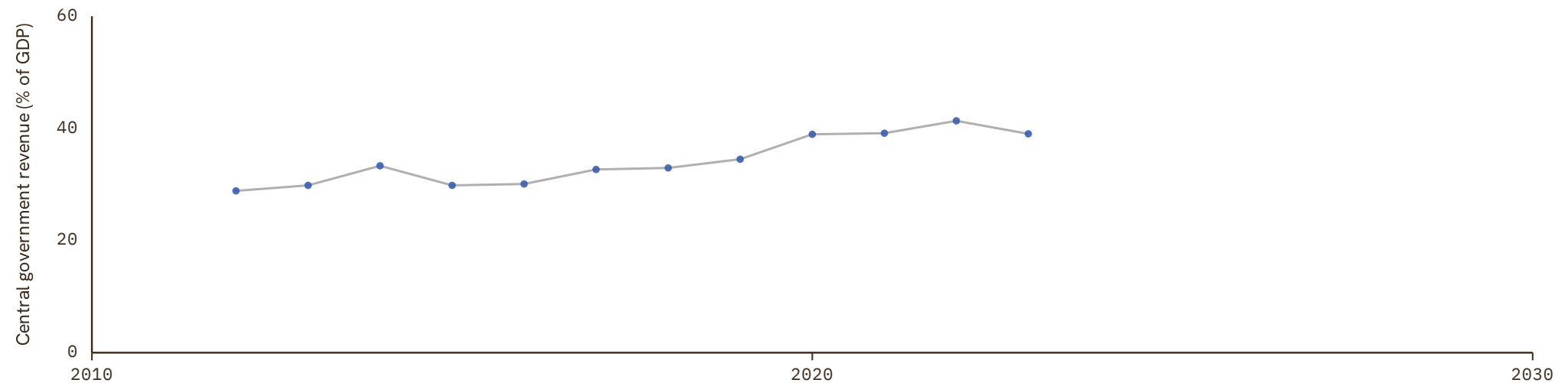
COVERAGE
2012–2023UNIT
in %

1 Source composition

SOURCE	CODE	TIME SPAN	NOTES
International Monetary Fund (2024)	IMF GFS	2012 - 2023	Baseline source, overlaps with anchor year 2015.

2 Harmonised series

— GMD estimate ● IMF GFS



San Marino

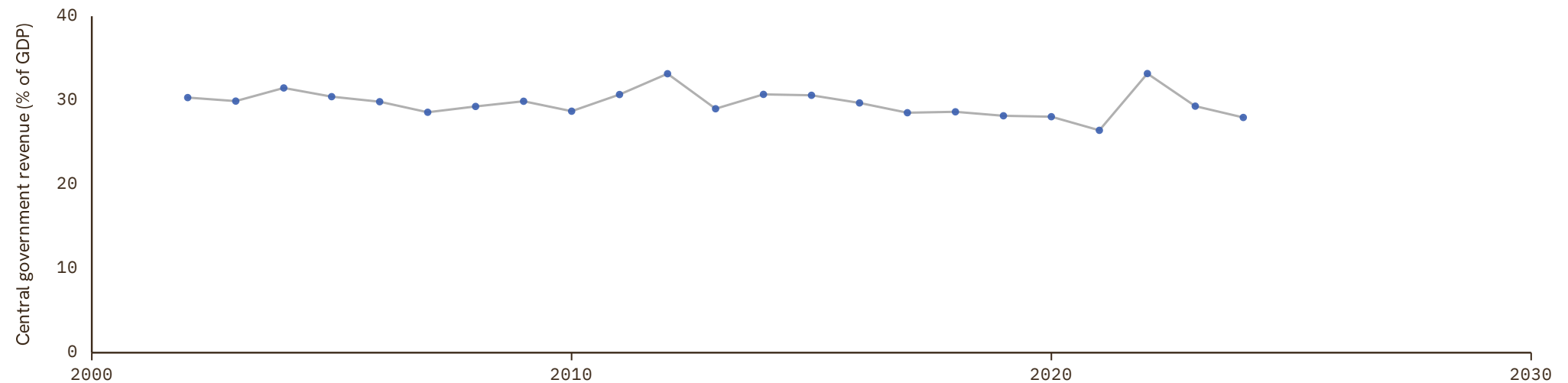
COVERAGE
2002–2024UNIT
in %

1 Source composition

SOURCE	CODE	TIME SPAN	NOTES
International Monetary Fund (2024)	IMF GFS	2002 - 2024	Baseline source, overlaps with anchor year 2015.

2 Harmonised series

— GMD estimate ● IMF GFS



Vanuatu

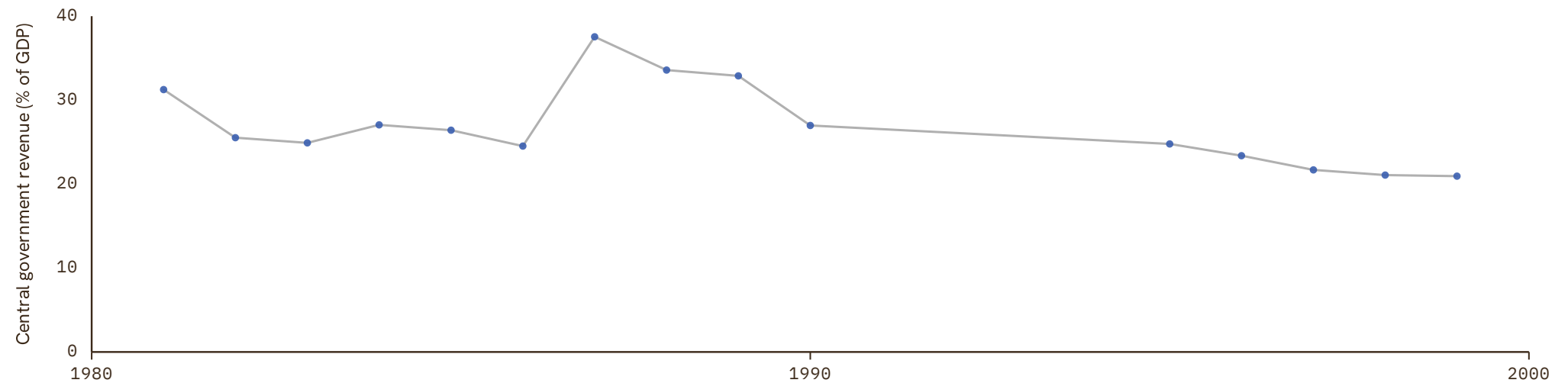
COVERAGE
1981–1999UNIT
in %

1 Source composition

SOURCE	CODE	TIME SPAN	NOTES
International Monetary Fund (2024)	IMF GFS	1981 - 1999	Ratio-spliced using overlapping data in 2000: (ratio = 100%).

2 Harmonised series

— GMD estimate ● IMF GFS



References

AAL Arroyo Abad, Leticia and Lindert, Peter H. and others (2015). Latin American Fiscal History: Country Budget Datasets (Argentina, Colombia, Costa Rica, Peru, Uruguay). <https://gpih.ucdavis.edu/Government.htm>

AFDB African Development Bank (2018). AFDB Socio Economic Database. <https://dataportal.opendataforafrica.org/nbyenxf/afdb-socio-economic-database-1960-2022>

AFRISTAT African Union (2024). AFRISTAT: The Economic and Statistical Observatory for Sub-Saharan Africa. <https://afristat.opendataforafrica.org>

BCEAO BCEAO (2024). La Base des Données Economiques et Financières. <https://www.bceao.int/fr/content/la-base-des-donnees-economiques-et-financieres>

CS1_CAN Statistics Canada (2024). Historical Statistics of Canada: Section F: Gross National Product, the Capital Stock, and Productivity. <https://www150.statcan.gc.ca/n1/pub/11-516-x/sectionf/4057751-eng.htm>

CS1_COL Banco de la República, Colombia (2024). Series Estadísticas Históricas. Banco de la República de Colombia. <https://uba.banrep.gov.co/htmlcommons/SeriesHistoricas/>

CS1_GBR Thomas, Ryland and Hills, Sally and Dimsdale, Nicholas (2010). The UK Recession in Context — What Do Three Centuries of Data Tell Us?. <https://ideas.repec.org/a/boe/qbullt/0032.html>

CS1_HKG Hong Kong Institute (2024). Hong Kong Economic History Database. Hong Kong Institute for Monetary and Financial Research. <https://www.aof.org.hk/research/HKIMR/publications-and-research/hong-kong-economic-history-database>

CS1_MEX Martín Moreno, Sergio (curator) (2026). Archivo de Historia Económica de México — Base de Datos Histórica Siglo XX, 1876-2025. File ABASEXX01.xlsx (Base de datos general). <https://archivohistoriaeconomicamexico.com/basededatos.aspx>

CS1_SWE Schön, Lennart and Krantz, Olle (2017). Swedish Historical National Accounts 1300-2020. School of Economics and Management, Lund University. <https://www.lusem.lu.se/economic-history/databases/economic-history-data/swedish-historical-national-accounts>

CS1_USA Fed. Reserve Bank of St. Louis (2024). Federal Reserve Economic Data. <https://fred.stlouisfed.org/>

CS1_ZAF South African Reserve Bank (2024). South African Reserve Bank Official Website. <https://www.resbank.co.za>

CS2_BOL Peres-Cajias, Jose Alejandro (2014). Bolivian Public Finances, 1882-2010. The Challenge to Make Social Spending Sustainable. <https://joseperescajias.com/data/>

CS2_COL Banco de la República, Colombia (2026). Series Estadísticas Históricas — Unidad de Bases de Datos Apertura (UBA). Banco de la República de Colombia. <https://uba.banrep.gov.co>

CS2_KOR Cha, Myung Soo and Kim, Nak Nyeon and Park, Ki-Joo and Park, Yitaek (2022). Historical Statistics of Korea. Springer.

CS2_NLD CBS and Univ. Groningen (2001). Tweehonderd jaar statistiek in tijdreeksen 1800-1999. .

CS2_NZL New Zealand Treasury (2026). Fiscal Time Series — Historical Fiscal Indicators. <https://www.treasury.govt.nz/publications/information-release/data-fiscal-time-series-historical-fiscal-indicators>

CS3_AUS Foster, R. A. (1996). Australian Economic Statistics 1949-50 to 1994-95. Reserve Bank of Australia. <https://www.rba.gov.au/statistics/frequency/occ-paper-8.html>

CS3_forecast_KOR CS3 forecast KOR

CS3_KOR Min. of Economy and Finance, Korea (2026). Open Fiscal Data. <https://www.openfiscaldata.go.kr/op/en/us/UOPENUSA02>

References

EUS Eurostat (2025). Eurostat Database. .

FZ Marc Flandreau and Frédéric Zumer (2004). The Making of Global Finance 1880-1913. OECD. <https://www.oecd-ilibrary.org/content/publication/9789264015364-en>

IMF_GFS International Monetary Fund (2024). Government Finance Statistics. <https://data.imf.org/?sk=a0867067-d23c-4ebc-ad23-d3b015045405>

JST Jordá, Óscar and Schularick, Moritz and Taylor, Alan M. (2017). Macroeconomic History and the New Business Cycle Facts. <https://ideas.repec.org/a/ucp/macann/doi10.1086-690241.html>

MD Cox, Gary W and Dincecco, Mark (2021). The Budgetary Origins of Fiscal-Military Prowess. The University of Chicago Press Chicago, IL. <https://dataverse.harvard.edu/dataset.xhtml?persistentId=doi:10.7910/DVN/EVCSCQ>

Mitchell Brian Mitchell (2013). International Historical Statistics. Palgrave Macmillan London. <https://doi.org/10.1057/978-1-137-30568-8>

NBS National Bank of Serbia (2024). South-Eastern European Monetary and Economic Statistics from the 19th Century to World War II. <https://www.nbs.rs/en/drugi-nivo-navigacije/publikacije-i-istrazivanja/seemhn/seemhn-dctf/>

SECMCA Consejo Monetario Centroamericano (2026). SECMCA Public API and Estadísticas Macroeconómicas Históricas 1960-2017. https://secmca-api.secmca.org/simafir_api/ws/swagger-ui/index.html

SECMCA_HIST Consejo Monetario Centroamericano (2017). Estadísticas Macroeconómicas Históricas 1960-2017. Per-country Excel workbooks (CR/DO/GT/HN/NI/SV) plus the regional comparative file COMPARATIVO_PAISES.xlsx. <https://www.secmca.org/estadisticas-historicas-1960-2017/>
