

Central Government Tax Revenue To GDP

in %

RELEASE

2026_07

COVERAGE

1789 – 2026

CENTRAL GOVERNMENT TAX REVENUE IN PERCENT OF GDP (%)

| | |
|------------------------|----|
| Afghanistan | 9 |
| Albania | 10 |
| Angola | 11 |
| Argentina | 12 |
| Armenia | 13 |
| Australia | 14 |
| Austria | 15 |
| Azerbaijan | 16 |
| Bahamas | 17 |
| Bahrain | 18 |
| Barbados | 19 |
| Belarus | 20 |
| Belgium | 21 |
| Benin | 22 |
| Bolivia | 23 |
| Bosnia and Herzegovina | 24 |
| Brazil | 25 |
| Bulgaria | 26 |
| Burkina Faso | 27 |
| Burundi | 28 |
| Cambodia | 29 |
| Cameroon | 30 |
| Canada | 31 |
| Cape Verde | 32 |

CENTRAL GOVERNMENT TAX REVENUE IN PERCENT OF GDP (%)

| | |
|--------------------------|----|
| Central African Republic | 33 |
| Chad | 34 |
| Chile | 35 |
| China | 36 |
| Colombia | 37 |
| Costa Rica | 38 |
| Croatia | 39 |
| Cyprus | 40 |
| Czech Republic | 41 |
| Denmark | 42 |
| Djibouti | 43 |
| Dominican Republic | 44 |
| Ecuador | 45 |
| Egypt | 46 |
| El Salvador | 47 |
| Equatorial Guinea | 48 |
| Estonia | 49 |
| Ethiopia | 50 |
| Finland | 51 |
| France | 52 |
| Gabon | 53 |
| Gambia | 54 |
| Georgia | 55 |
| Germany | 56 |

CENTRAL GOVERNMENT TAX REVENUE IN PERCENT OF GDP (%)

| | |
|---------------|----|
| Ghana | 57 |
| Greece | 58 |
| Guatemala | 59 |
| Guinea | 60 |
| Guinea-Bissau | 61 |
| Honduras | 62 |
| Hungary | 63 |
| Iceland | 64 |
| India | 65 |
| Indonesia | 66 |
| Iran | 67 |
| Ireland | 68 |
| Israel | 69 |
| Italy | 70 |
| Ivory Coast | 71 |
| Japan | 72 |
| Jordan | 73 |
| Kazakhstan | 74 |
| Kenya | 75 |
| Kuwait | 76 |
| Kyrgyzstan | 77 |
| Latvia | 78 |
| Lebanon | 79 |
| Lesotho | 80 |

CENTRAL GOVERNMENT TAX REVENUE IN PERCENT OF GDP (%)

| | |
|-------------|-----|
| Liberia | 81 |
| Lithuania | 82 |
| Luxembourg | 83 |
| Macedonia | 84 |
| Madagascar | 85 |
| Malaysia | 86 |
| Maldives | 87 |
| Mali | 88 |
| Malta | 89 |
| Mauritania | 90 |
| Mauritius | 91 |
| Mexico | 92 |
| Moldova | 93 |
| Mongolia | 94 |
| Morocco | 95 |
| Myanmar | 96 |
| Namibia | 97 |
| Nepal | 98 |
| Netherlands | 99 |
| New Zealand | 100 |
| Nicaragua | 101 |
| Niger | 102 |
| Norway | 103 |
| Pakistan | 104 |

CENTRAL GOVERNMENT TAX REVENUE IN PERCENT OF GDP (%)

| | |
|-----------------------|-----|
| Palestine | 105 |
| Paraguay | 106 |
| Peru | 107 |
| Philippines | 108 |
| Poland | 109 |
| Portugal | 110 |
| Republic of the Congo | 111 |
| Romania | 112 |
| Russian Federation | 113 |
| Rwanda | 114 |
| Sao Tome and Principe | 115 |
| Saudi Arabia | 116 |
| Senegal | 117 |
| Serbia | 118 |
| Seychelles | 119 |
| Singapore | 120 |
| Slovakia | 121 |
| Slovenia | 122 |
| Somalia | 123 |
| South Africa | 124 |
| South Korea | 125 |
| Spain | 126 |
| Sweden | 127 |
| Switzerland | 128 |

CENTRAL GOVERNMENT TAX REVENUE IN PERCENT OF GDP (%)

| | |
|----------------------|-----|
| Tajikistan | 129 |
| Tanzania | 130 |
| Thailand | 131 |
| Timor-Leste | 132 |
| Togo | 133 |
| Trinidad and Tobago | 134 |
| Tunisia | 135 |
| Turkey | 136 |
| Uganda | 137 |
| Ukraine | 138 |
| United Arab Emirates | 139 |
| United Kingdom | 140 |
| United States | 141 |
| Uruguay | 142 |
| Uzbekistan | 143 |
| Venezuela | 144 |
| Zimbabwe | 145 |
| Andorra | 146 |
| Comoros | 147 |
| Kiribati | 148 |
| Macau | 149 |
| Marshall Islands | 150 |
| Nauru | 151 |
| Palau | 152 |

CENTRAL GOVERNMENT TAX REVENUE IN PERCENT OF GDP (%)

| | |
|----------------------------------|-----|
| Saint Vincent and the Grenadines | 153 |
| Samoa | 154 |
| San Marino | 155 |
| Vanuatu | 156 |
| References | 157 |

Afghanistan

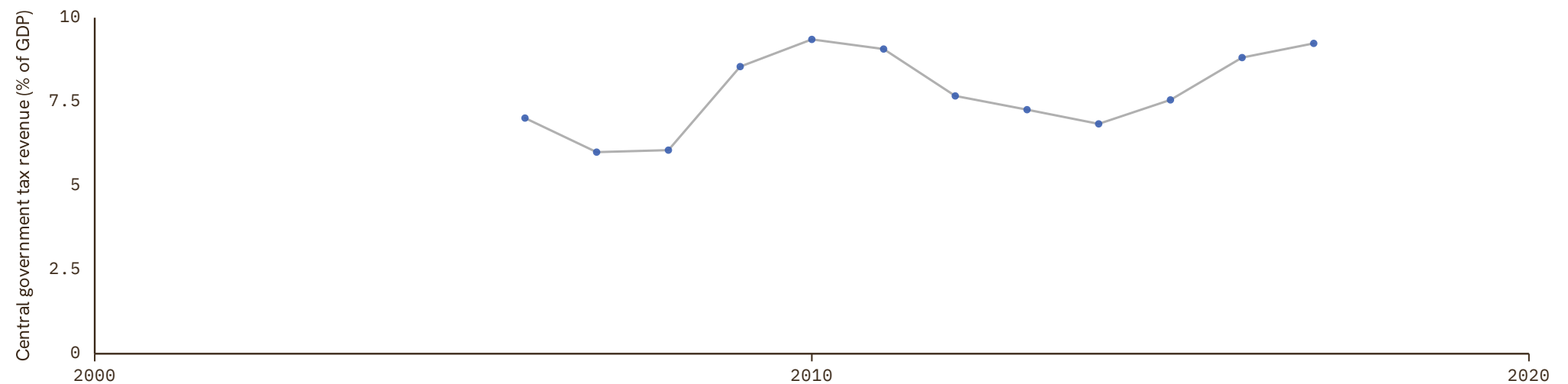
COVERAGE
2006–2017UNIT
in %

1 Source composition

| SOURCE | CODE | TIME SPAN | NOTES |
|------------------------------------|---------|-------------|--|
| International Monetary Fund (2024) | IMF GFS | 2006 - 2017 | Baseline source, overlaps with anchor year 2015. |

2 Harmonised series

— GMD estimate ● IMF GFS



Albania

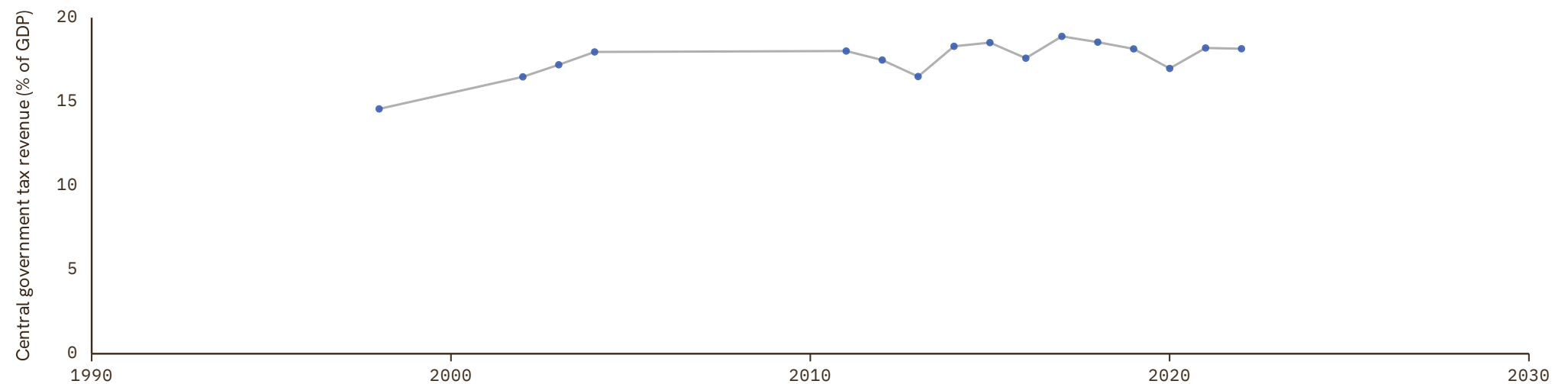
COVERAGE
1998–2022UNIT
in %

1 Source composition

| SOURCE | CODE | TIME SPAN | NOTES |
|--|---------|-------------|--|
| International Monetary Fund (2024) | IMF GFS | 1998 - 2022 | Baseline source, overlaps with anchor year 2015. |

2 Harmonised series

— GMD estimate ● IMF GFS



Angola

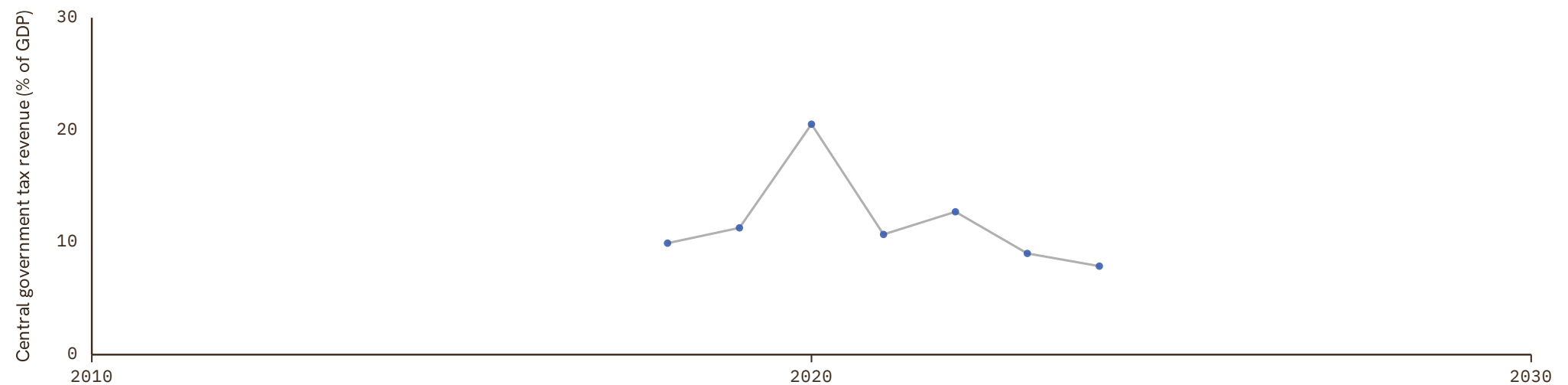
COVERAGE
2018–2024UNIT
in %

1 Source composition

| SOURCE | CODE | TIME SPAN | NOTES |
|------------------------------------|---------|-------------|---|
| International Monetary Fund (2024) | IMF GFS | 2018 - 2024 | Ratio-spliced using overlapping data in 2025: (ratio = 100%). |

2 Harmonised series

— GMD estimate ● IMF GFS



Argentina

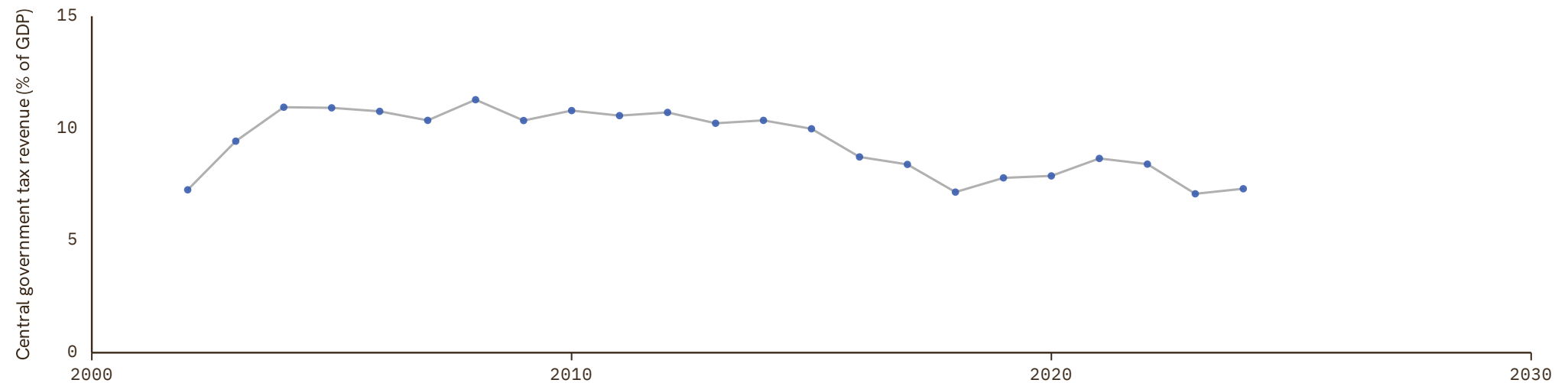
COVERAGE
2002–2024UNIT
in %

1 Source composition

| SOURCE | CODE | TIME SPAN | NOTES |
|--|---------|-------------|--|
| International Monetary Fund (2024) | IMF GFS | 2002 - 2024 | Baseline source, overlaps with anchor year 2015. |

2 Harmonised series

— GMD estimate ● IMF GFS



Armenia

COVERAGE
2004–2024

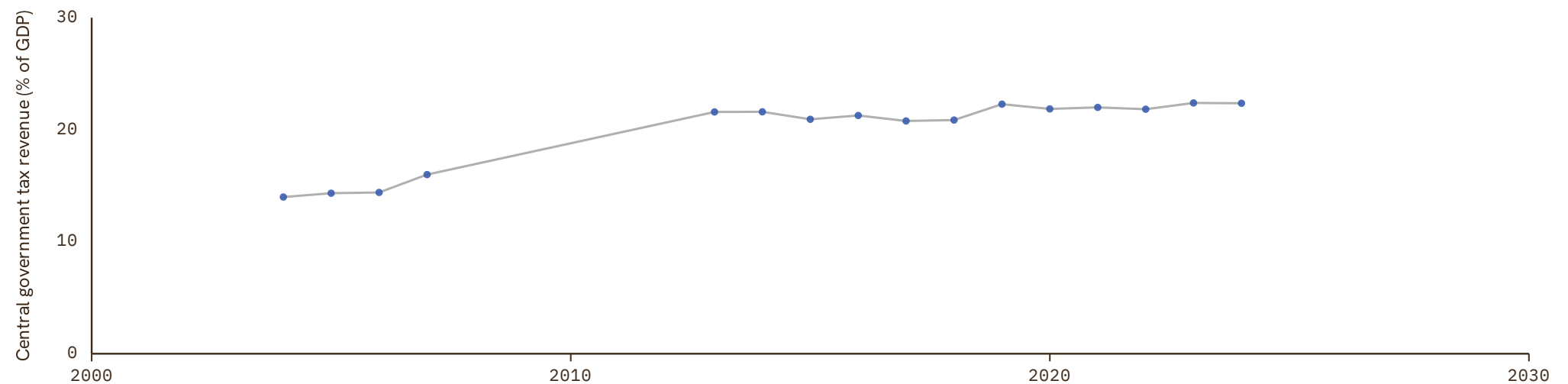
UNIT
in %

1 Source composition

| SOURCE | CODE | TIME SPAN | NOTES |
|------------------------------------|---------|-------------|--|
| International Monetary Fund (2024) | IMF GFS | 2004 - 2024 | Baseline source, overlaps with anchor year 2015. |

2 Harmonised series

— GMD estimate ● IMF GFS



Australia

COVERAGE
1901-2022

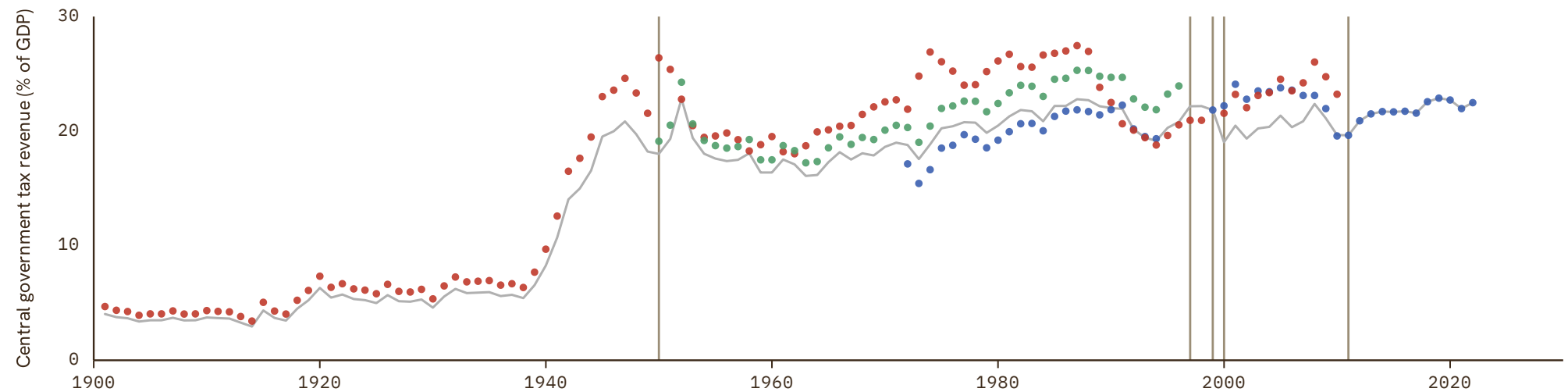
UNIT
in %

1 Source composition

| SOURCE | CODE | TIME SPAN | NOTES |
|------------------------------------|----------|-------------|---|
| Brian Mitchell (2013) | Mitchell | 1901 - 1949 | Ratio-spliced using overlapping data in 1950: (ratio = 100%). |
| Foster (1996) | CS3 AUS | 1950 - 1996 | Ratio-spliced using overlapping data in 1997: (ratio = 100%). |
| Brian Mitchell (2013) | Mitchell | 1997 - 1998 | Ratio-spliced using overlapping data in 1999: (ratio = 100%). |
| International Monetary Fund (2024) | IMF GFS | 1999 - 1999 | Ratio-spliced using overlapping data in 2000: (ratio = 100%). |
| Brian Mitchell (2013) | Mitchell | 2000 - 2010 | Ratio-spliced using overlapping data in 2011: (ratio = 100%). |
| International Monetary Fund (2024) | IMF GFS | 2011 - 2022 | Baseline source, overlaps with anchor year 2015. |

2 Harmonised series

— GMD estimate | Source change ● IMF GFS ● Mitchell ● CS3



Austria

COVERAGE
1913-2024

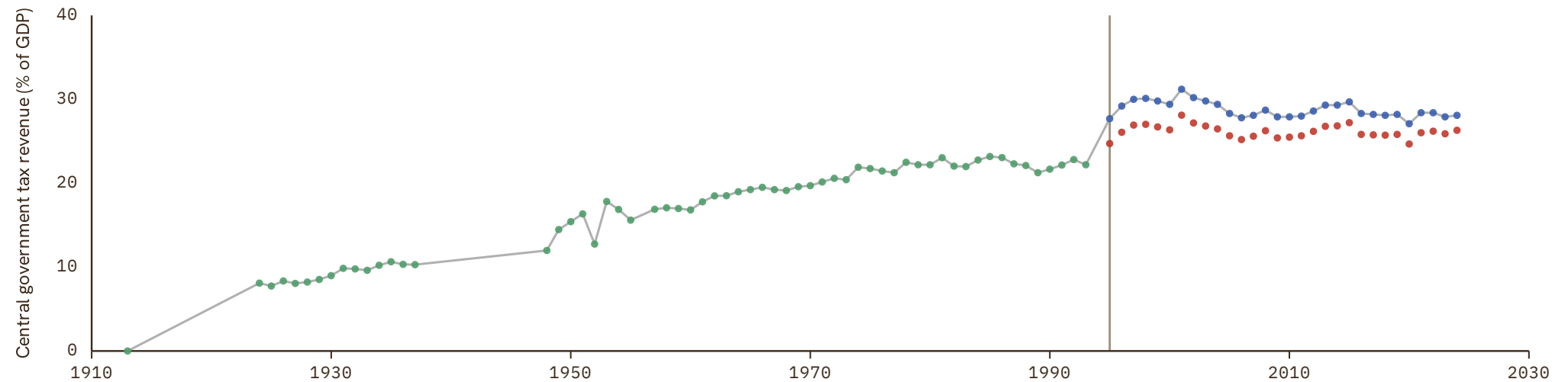
UNIT
in %

1 Source composition

| SOURCE | CODE | TIME SPAN | NOTES |
|-----------------------|----------|-------------|---|
| Brian Mitchell (2013) | Mitchell | 1913 - 1993 | Ratio-spliced using overlapping data in 1994: (ratio = 100%). |
| Eurostat (2025) | EUS | 1995 - 2024 | Baseline source, overlaps with anchor year 2015. |

2 Harmonised series

— GMD estimate | Source change ● EUS ● IMF GFS ● Mitchell



Azerbaijan

COVERAGE
2008–2024

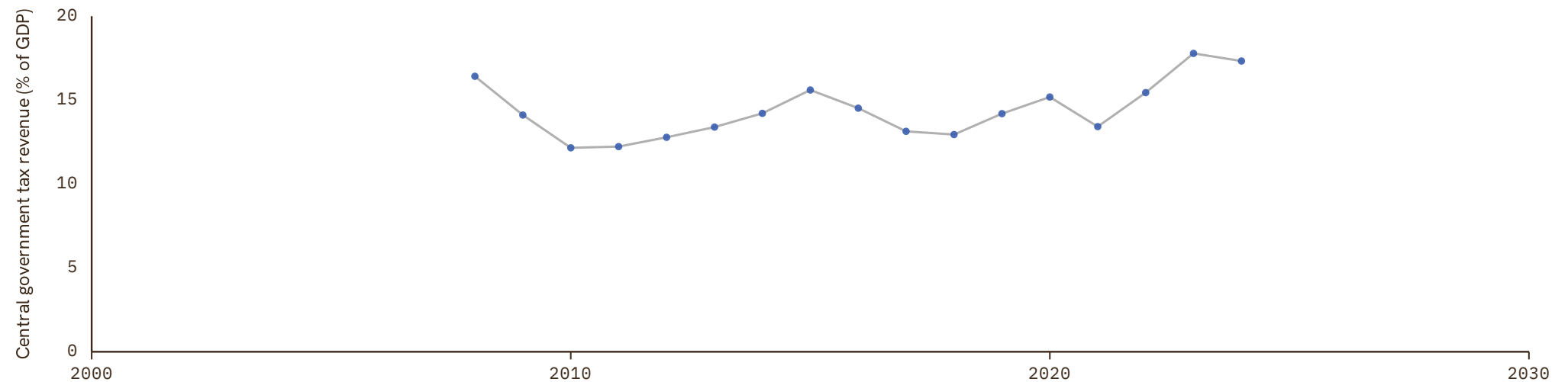
UNIT
in %

1 Source composition

| SOURCE | CODE | TIME SPAN | NOTES |
|------------------------------------|---------|-------------|--|
| International Monetary Fund (2024) | IMF GFS | 2008 - 2024 | Baseline source, overlaps with anchor year 2015. |

2 Harmonised series

— GMD estimate ● IMF GFS



Bahamas

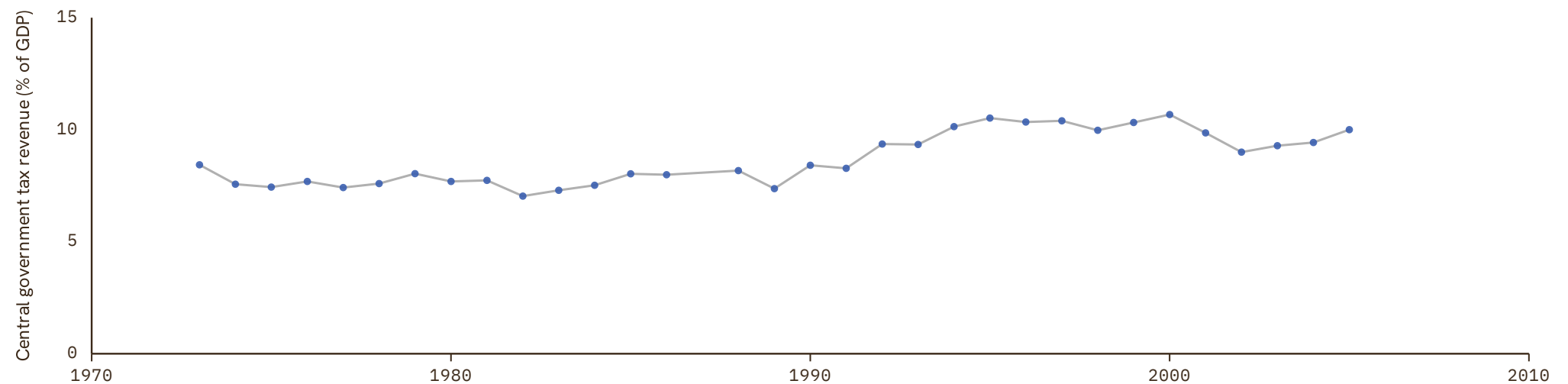
COVERAGE
1973–2005UNIT
in %

1 Source composition

| SOURCE | CODE | TIME SPAN | NOTES |
|------------------------------------|---------|-------------|---|
| International Monetary Fund (2024) | IMF GFS | 1973 - 2005 | Ratio-spliced using overlapping data in 2006: (ratio = 100%). |

2 Harmonised series

— GMD estimate ● IMF GFS



Bahrain

COVERAGE
1990–1996

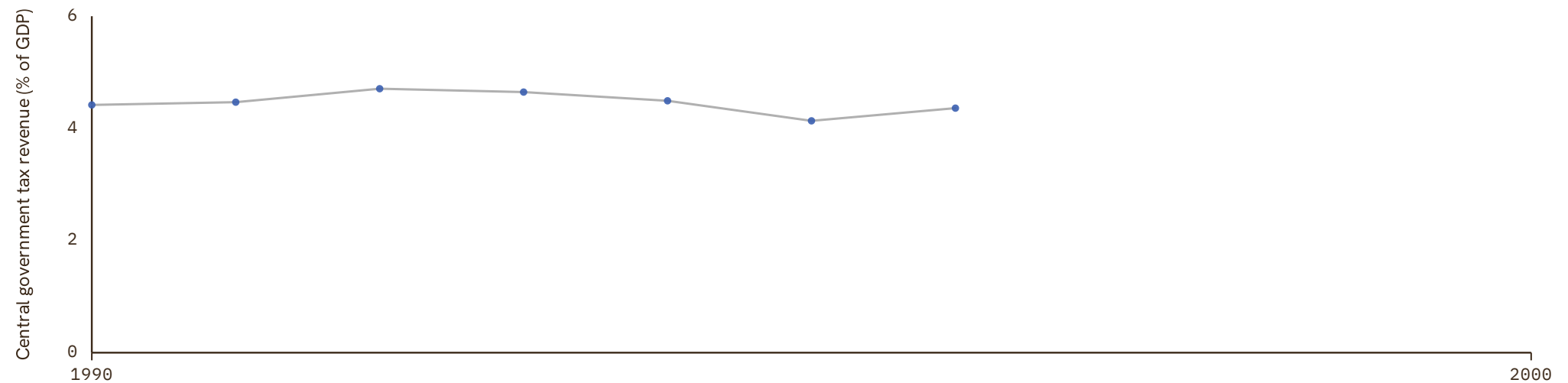
UNIT
in %

1 Source composition

| SOURCE | CODE | TIME SPAN | NOTES |
|--|---------|-------------|---|
| International Monetary Fund (2024) | IMF GFS | 1990 - 1996 | Ratio-spliced using overlapping data in 1997: (ratio = 100%). |

2 Harmonised series

— GMD estimate ● IMF GFS



Barbados

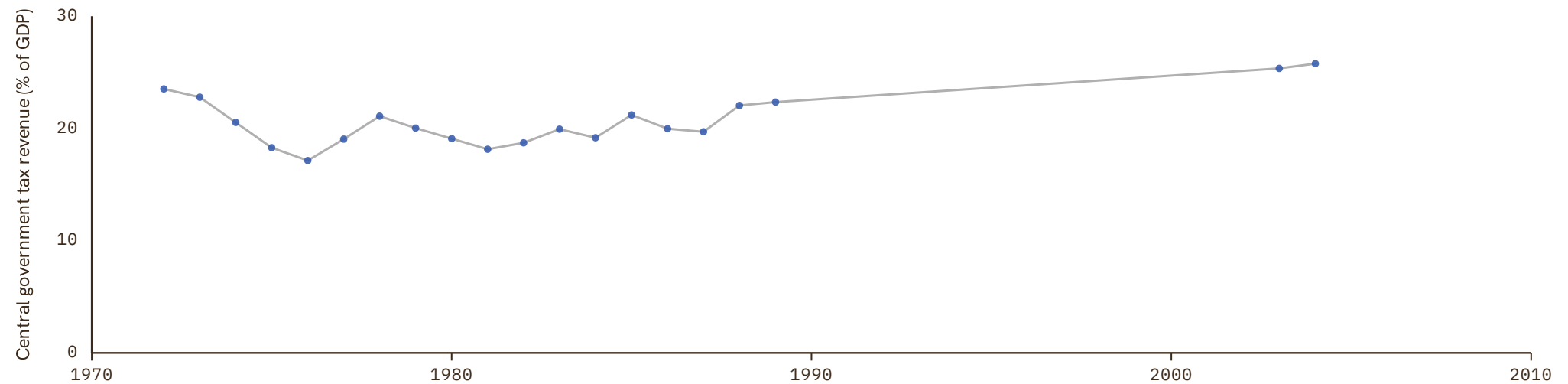
COVERAGE
1972–2004UNIT
in %

1 Source composition

| SOURCE | CODE | TIME SPAN | NOTES |
|------------------------------------|---------|-------------|---|
| International Monetary Fund (2024) | IMF GFS | 1972 - 2004 | Ratio-spliced using overlapping data in 2005: (ratio = 100%). |

2 Harmonised series

— GMD estimate ● IMF GFS



Belarus

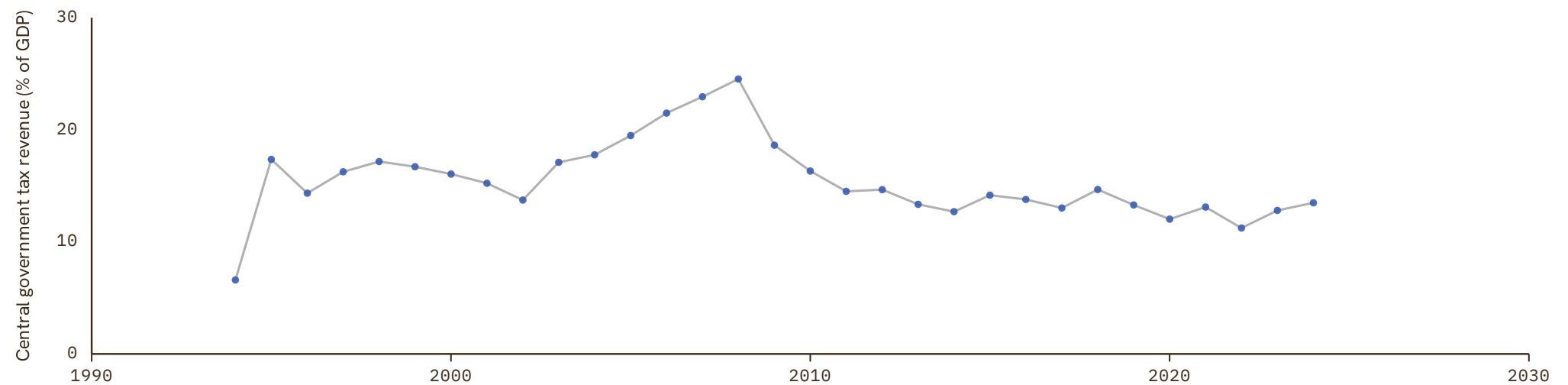
COVERAGE
1994–2024UNIT
in %

1 Source composition

| SOURCE | CODE | TIME SPAN | NOTES |
|------------------------------------|---------|-------------|--|
| International Monetary Fund (2024) | IMF GFS | 1994 - 2024 | Baseline source, overlaps with anchor year 2015. |

2 Harmonised series

— GMD estimate ● IMF GFS



Belgium

COVERAGE
1924–2025

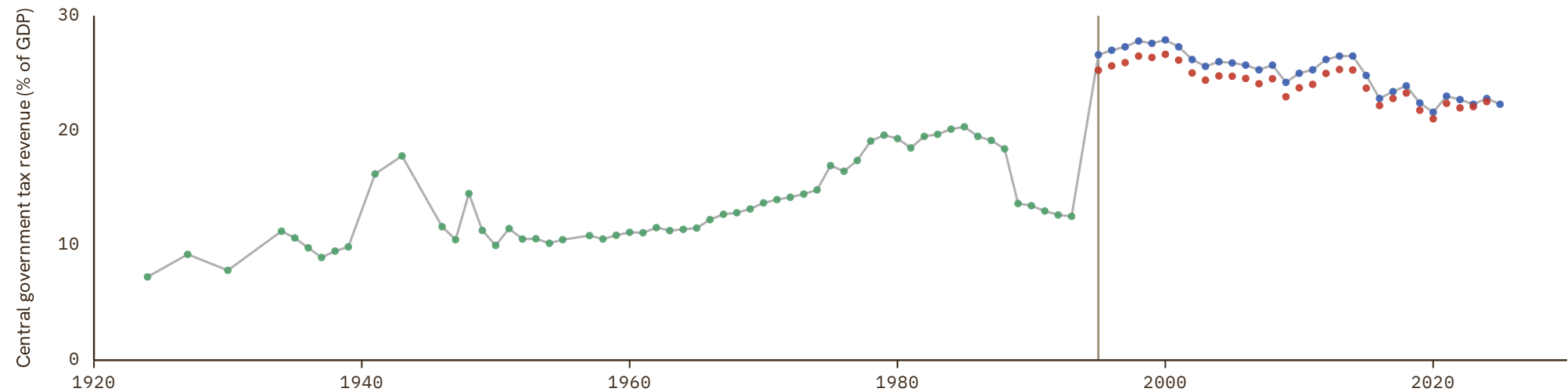
UNIT
in %

1 Source composition

| SOURCE | CODE | TIME SPAN | NOTES |
|---------------------------------------|----------|-------------|---|
| Brian Mitchell (2013) | Mitchell | 1924 - 1993 | Ratio-spliced using overlapping data in 1994: (ratio = 100%). |
| Eurostat (2025) | EUS | 1995 - 2025 | Baseline source, overlaps with anchor year 2015. |

2 Harmonised series

— GMD estimate | Source change ● EUS ● IMF GFS ● Mitchell



Benin

COVERAGE
1965–2024

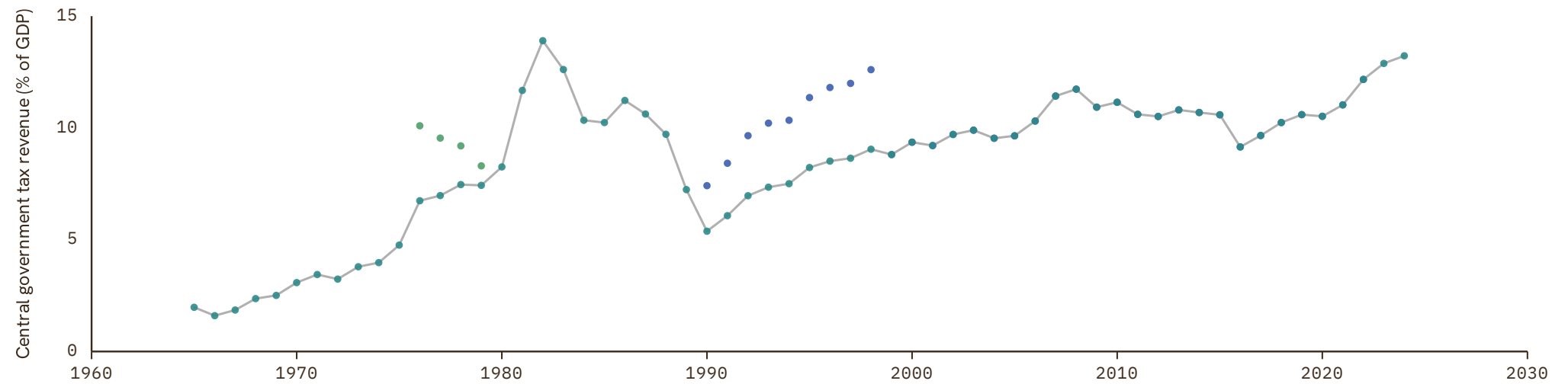
UNIT
in %

1 Source composition

| SOURCE | CODE | TIME SPAN | NOTES |
|--------------|-------|-------------|--|
| BCEAO (2024) | BCEAO | 1965 - 2024 | Baseline source, overlaps with anchor year 2015. |

2 Harmonised series

— GMD estimate ● AFRISTAT ● BCEAO ● IMF GFS



Bolivia

COVERAGE
1883–2010

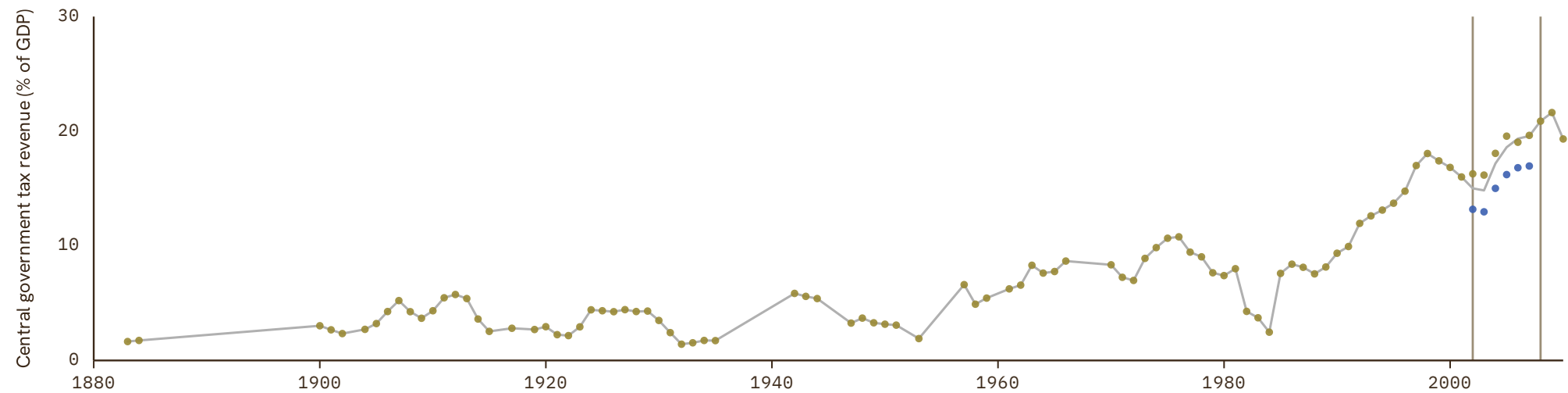
UNIT
in %

1 Source composition

| SOURCE | CODE | TIME SPAN | NOTES |
|------------------------------------|---------|-------------|---|
| Peres-Cajias (2014) | CS2 BOL | 1883 - 2001 | Ratio-spliced using overlapping data in 2002: (ratio = 100%). |
| International Monetary Fund (2024) | IMF GFS | 2002 - 2007 | Ratio-spliced using overlapping data in 2008: (ratio = 100%). |
| Peres-Cajias (2014) | CS2 BOL | 2008 - 2010 | Ratio-spliced using overlapping data in 2011: (ratio = 100%). |

2 Harmonised series

— GMD estimate | Source change ● IMF GFS ● CS2



Bosnia and Herzegovina

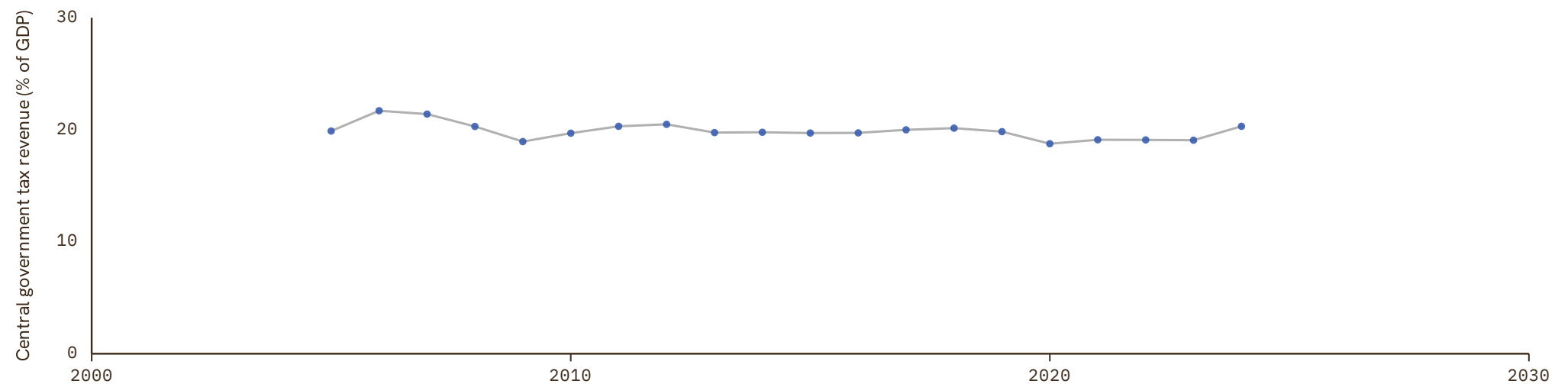
COVERAGE
2005–2024UNIT
in %

1 Source composition

| SOURCE | CODE | TIME SPAN | NOTES |
|--|---------|-------------|--|
| International Monetary Fund (2024) | IMF GFS | 2005 - 2024 | Baseline source, overlaps with anchor year 2015. |

2 Harmonised series

— GMD estimate ● IMF GFS



Brazil

COVERAGE
1900–2024

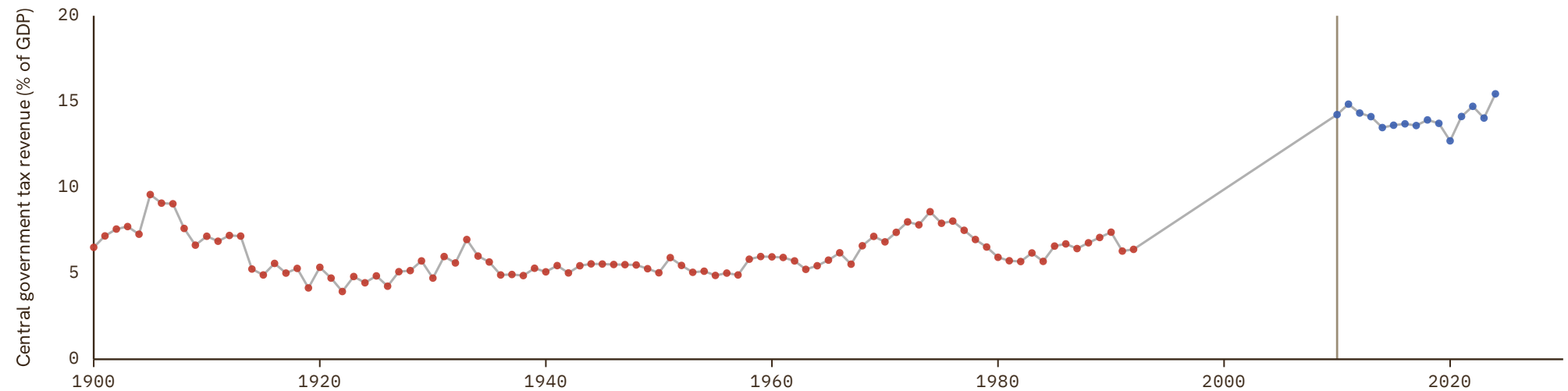
UNIT
in %

1 Source composition

| SOURCE | CODE | TIME SPAN | NOTES |
|--|----------|-------------|---|
| Brian Mitchell (2013) | Mitchell | 1900 - 1992 | Ratio-spliced using overlapping data in 1993: (ratio = 100%). |
| International Monetary Fund (2024) | IMF GFS | 2010 - 2024 | Baseline source, overlaps with anchor year 2015. |

2 Harmonised series

— GMD estimate | | Source change ● IMF GFS ● Mitchell



Bulgaria

COVERAGE

1924–2024

UNIT

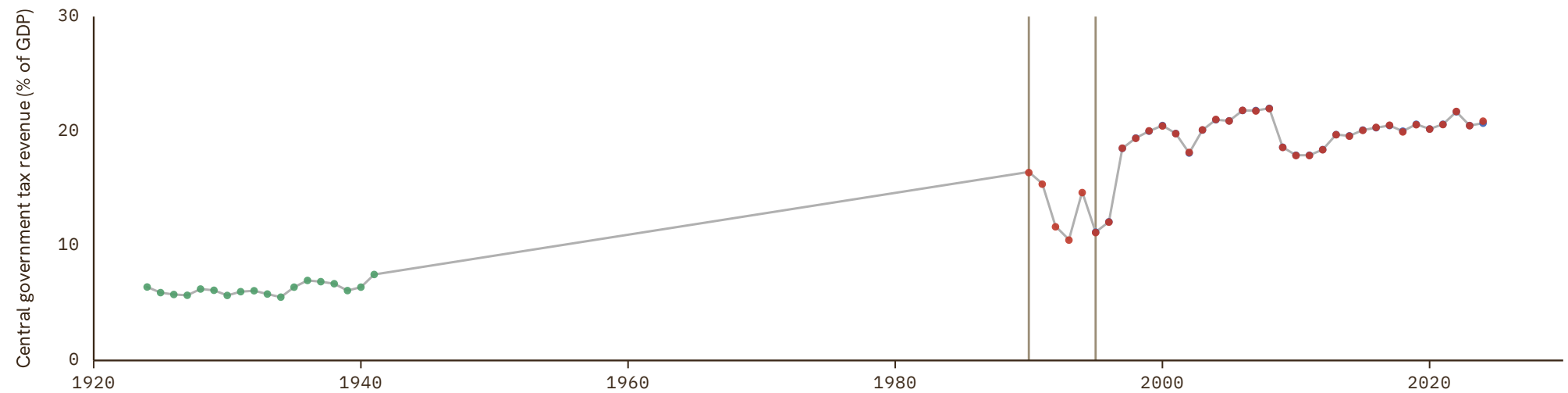
in %

1 Source composition

| SOURCE | CODE | TIME SPAN | NOTES |
|--|----------|-------------|---|
| Brian Mitchell (2013) | Mitchell | 1924 - 1941 | Ratio-spliced using overlapping data in 1942: (ratio = 100%). |
| International Monetary Fund (2024) | IMF GFS | 1990 - 1994 | Ratio-spliced using overlapping data in 1995: (ratio = 100%). |
| Eurostat (2025) | EUS | 1995 - 2024 | Baseline source, overlaps with anchor year 2015. |

2 Harmonised series

— GMD estimate | Source change ● EUS ● IMF GFS ● Mitchell



Burkina Faso

COVERAGE
1961–2024

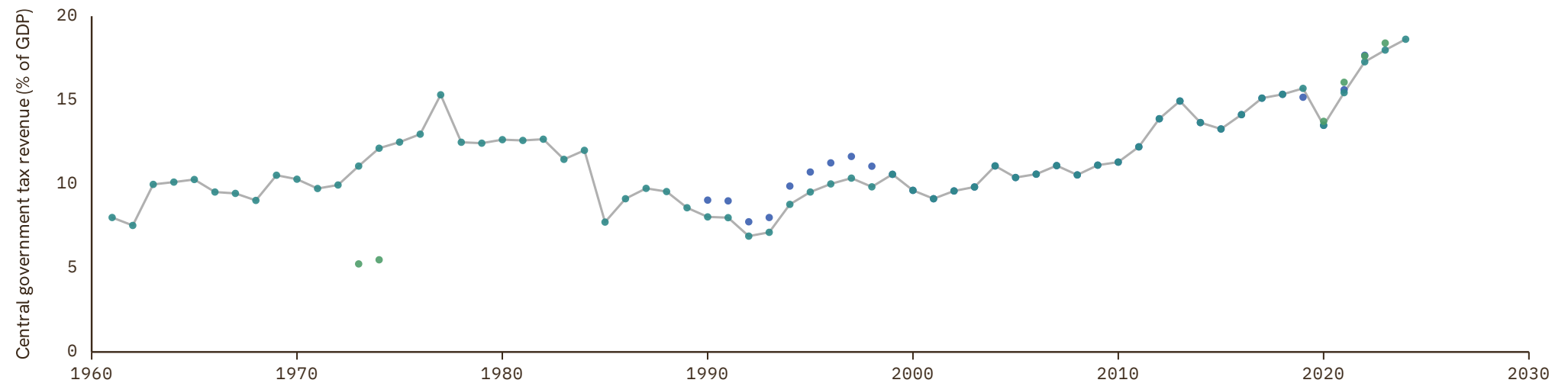
UNIT
in %

1 Source composition

| SOURCE | CODE | TIME SPAN | NOTES |
|--------------|-------|-------------|--|
| BCEAO (2024) | BCEAO | 1961 - 2024 | Baseline source, overlaps with anchor year 2015. |

2 Harmonised series

— GMD estimate ● AFRISTAT ● BCEAO ● IMF GFS



Burundi

COVERAGE
1973–2023

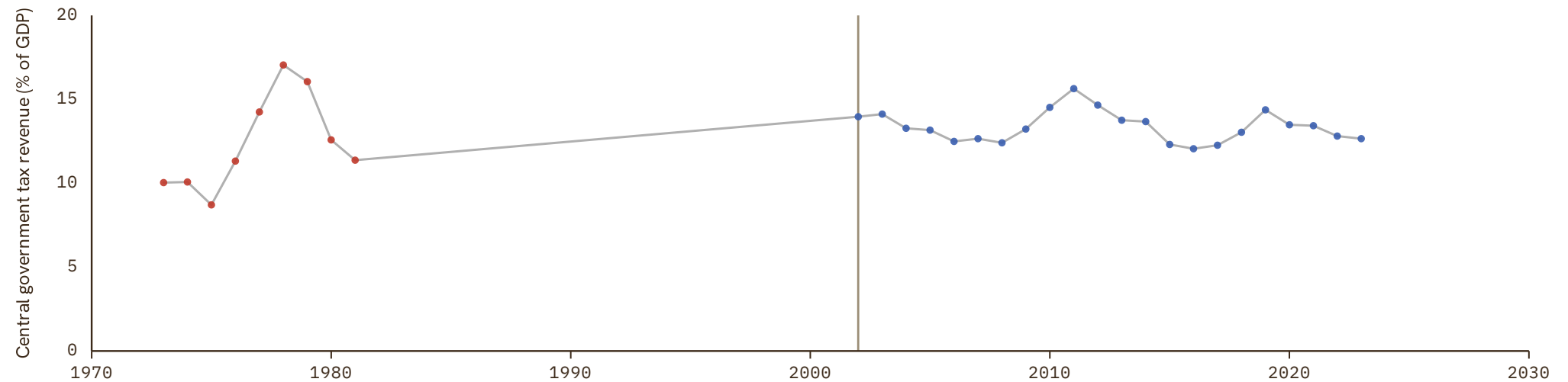
UNIT
in %

1 Source composition

| SOURCE | CODE | TIME SPAN | NOTES |
|------------------------------------|----------|-------------|---|
| International Monetary Fund (2024) | IMF GFS | 1973 - 1981 | Ratio-spliced using overlapping data in 1982: (ratio = 100%). |
| African Union (2024) | AFRISTAT | 2002 - 2023 | Baseline source, overlaps with anchor year 2015. |

2 Harmonised series

— GMD estimate | Source change ● AFRISTAT ● IMF GFS



Cambodia

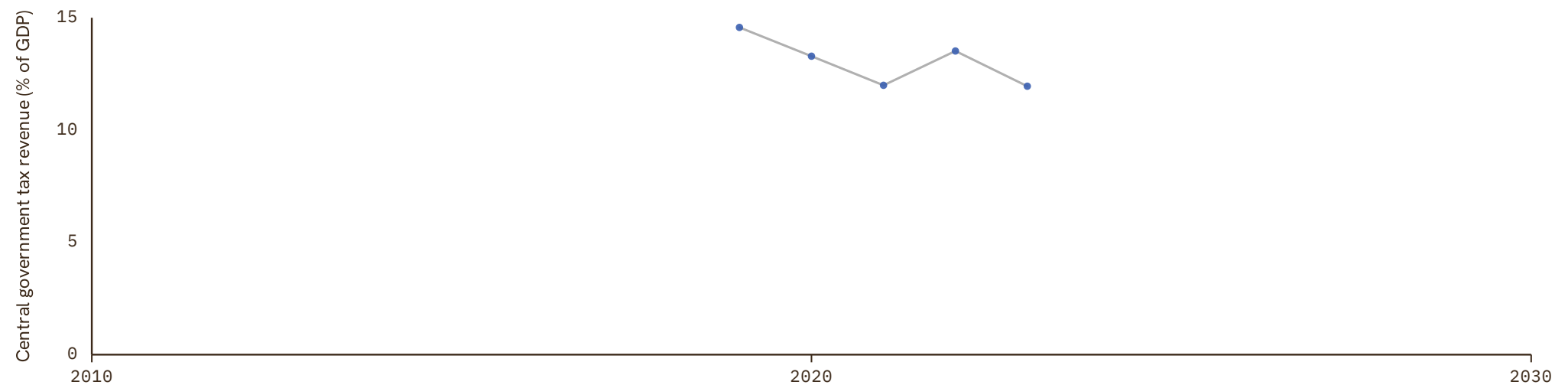
COVERAGE
2019–2023UNIT
in %

1 Source composition

| SOURCE | CODE | TIME SPAN | NOTES |
|--|---------|-------------|---|
| International Monetary Fund (2024) | IMF GFS | 2019 - 2023 | Ratio-spliced using overlapping data in 2024: (ratio = 100%). |

2 Harmonised series

— GMD estimate ● IMF GFS



Cameroon

COVERAGE
1975-2010

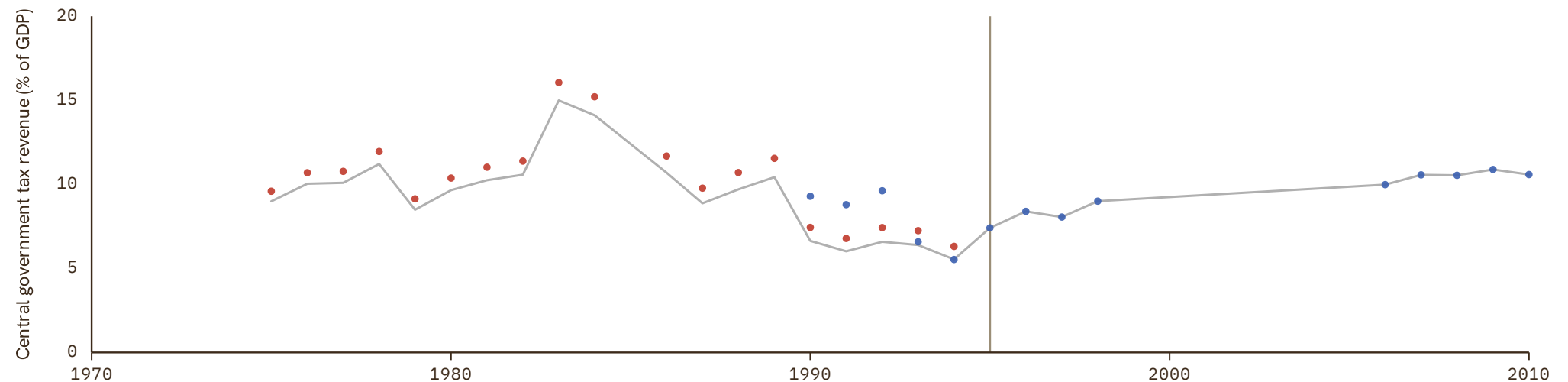
UNIT
in %

1 Source composition

| SOURCE | CODE | TIME SPAN | NOTES |
|--|----------|-------------|---|
| International Monetary Fund (2024) | IMF GFS | 1975 - 1994 | Ratio-spliced using overlapping data in 1995: (ratio = 100%). |
| African Union (2024) | AFRISTAT | 1995 - 2010 | Ratio-spliced using overlapping data in 2011: (ratio = 100%). |

2 Harmonised series

— GMD estimate | Source change ● AFRISTAT ● IMF GFS



Canada

COVERAGE
1867-2024

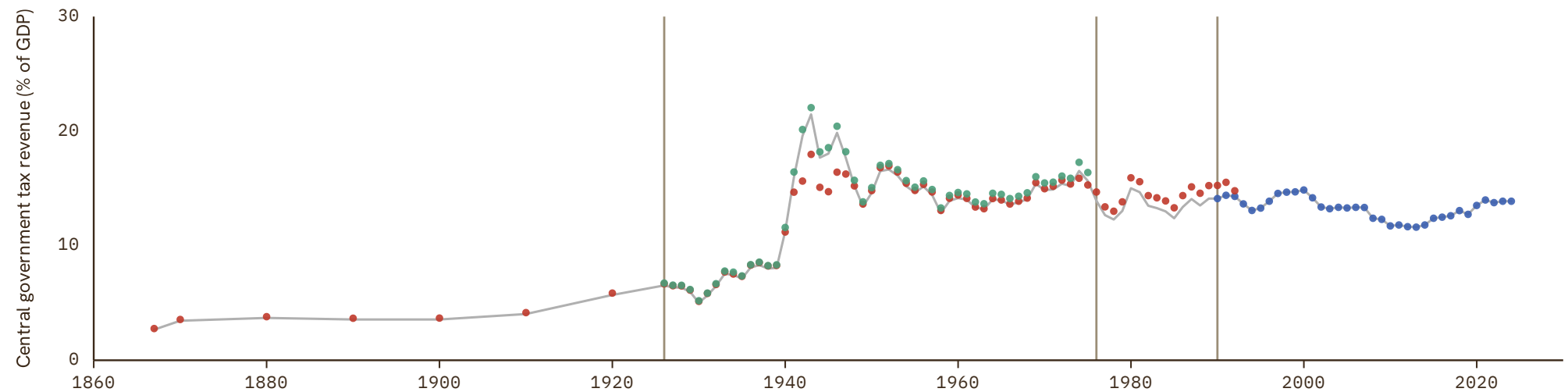
UNIT
in %

1 Source composition

| SOURCE | CODE | TIME SPAN | NOTES |
|------------------------------------|----------|-------------|---|
| Brian Mitchell (2013) | Mitchell | 1867 - 1920 | Ratio-spliced using overlapping data in 1921: (ratio = 100%). |
| Statistics Canada (2024) | CS1 CAN | 1926 - 1975 | Ratio-spliced using overlapping data in 1976: (ratio = 100%). |
| Brian Mitchell (2013) | Mitchell | 1976 - 1989 | Ratio-spliced using overlapping data in 1990: (ratio = 100%). |
| International Monetary Fund (2024) | IMF GFS | 1990 - 2024 | Baseline source, overlaps with anchor year 2015. |

2 Harmonised series

— GMD estimate | Source change ● IMF GFS ● Mitchell ● CS1



Cape Verde

COVERAGE
1990–2023

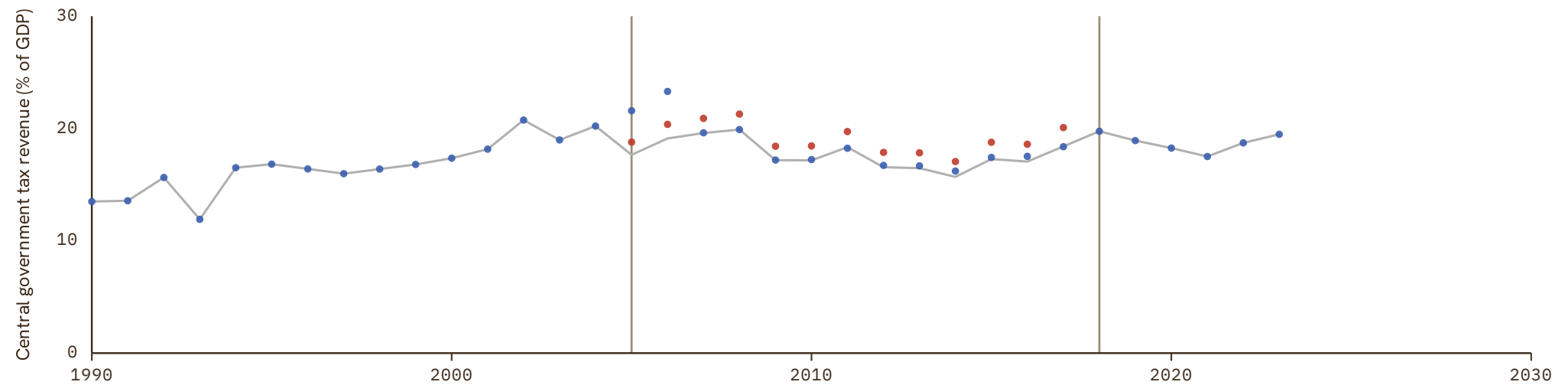
UNIT
in %

1 Source composition

| SOURCE | CODE | TIME SPAN | NOTES |
|------------------------------------|----------|-------------|---|
| African Union (2024) | AFRISTAT | 1990 - 2004 | Ratio-spliced using overlapping data in 2005: (ratio = 100%). |
| International Monetary Fund (2024) | IMF GFS | 2005 - 2017 | Baseline source, overlaps with anchor year 2015. |
| African Union (2024) | AFRISTAT | 2018 - 2023 | Ratio-spliced using overlapping data in 2024: (ratio = 100%). |

2 Harmonised series

— GMD estimate | Source change ● AFRISTAT ● IMF GFS



Central African Republic

COVERAGE
1990–2022

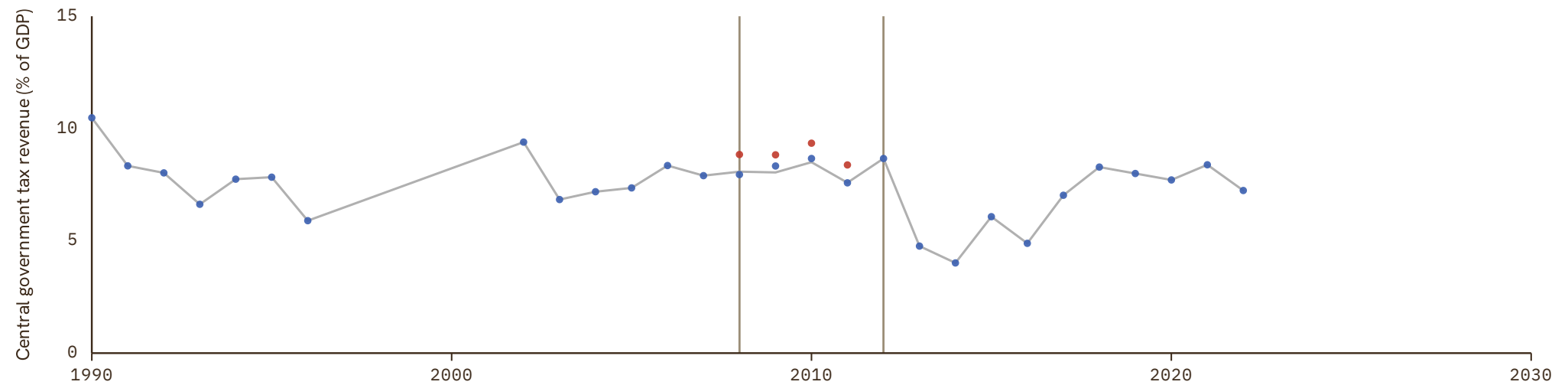
UNIT
in %

1 Source composition

| SOURCE | CODE | TIME SPAN | NOTES |
|--|----------|-------------|---|
| African Union (2024) | AFRISTAT | 1990 - 2007 | Ratio-spliced using overlapping data in 2008: (ratio = 100%). |
| International Monetary Fund (2024) | IMF GFS | 2008 - 2011 | Ratio-spliced using overlapping data in 2012: (ratio = 100%). |
| African Union (2024) | AFRISTAT | 2012 - 2022 | Baseline source, overlaps with anchor year 2015. |

2 Harmonised series

— GMD estimate | Source change ● AFRISTAT ● IMF GFS



Chad

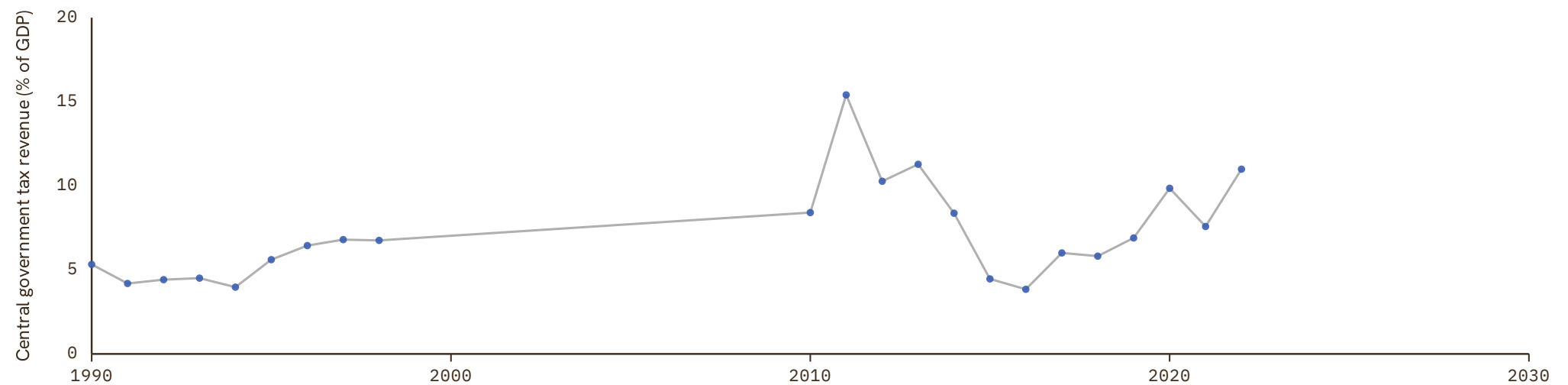
COVERAGE
1990–2022UNIT
in %

1 Source composition

| SOURCE | CODE | TIME SPAN | NOTES |
|----------------------|----------|-------------|--|
| African Union (2024) | AFRISTAT | 1990 - 2022 | Baseline source, overlaps with anchor year 2015. |

2 Harmonised series

— GMD estimate ● AFRISTAT



Chile

COVERAGE
1940-2024

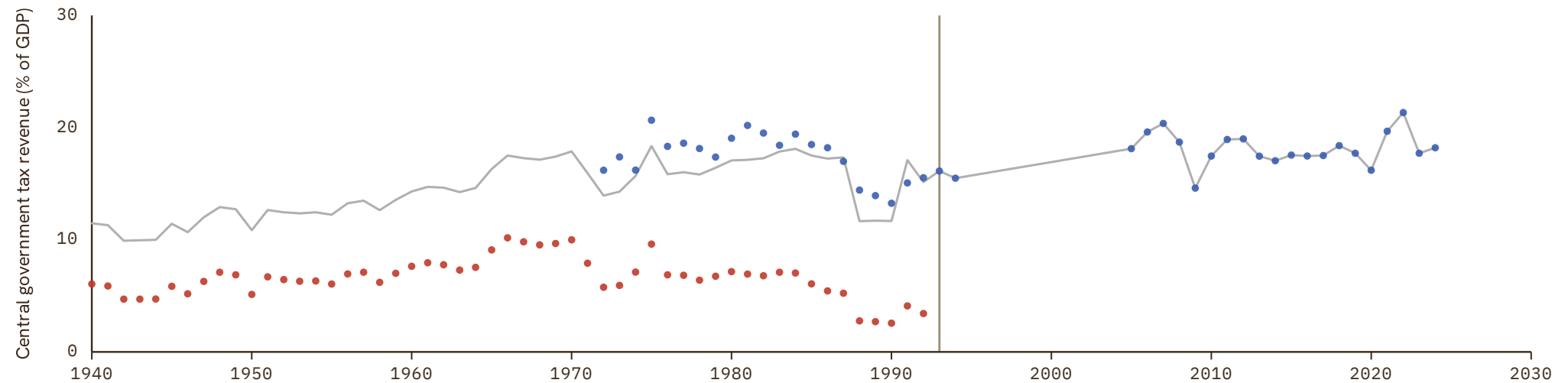
UNIT
in %

1 Source composition

| SOURCE | CODE | TIME SPAN | NOTES |
|------------------------------------|----------|-------------|---|
| Brian Mitchell (2013) | Mitchell | 1940 - 1992 | Ratio-spliced using overlapping data in 1993: (ratio = 100%). |
| International Monetary Fund (2024) | IMF GFS | 1993 - 2024 | Baseline source, overlaps with anchor year 2015. |

2 Harmonised series

— GMD estimate | Source change ● IMF GFS ● Mitchell



China

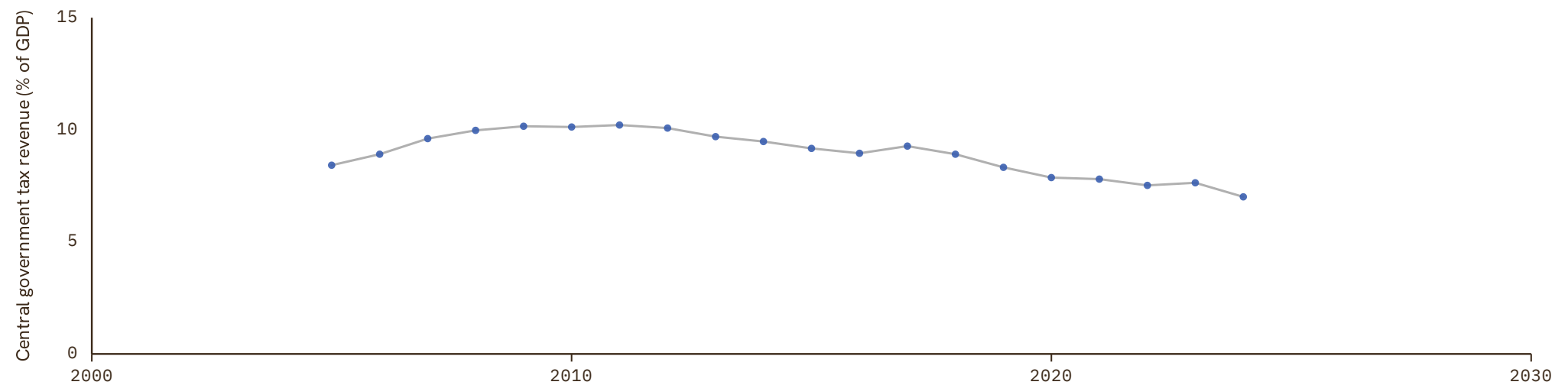
COVERAGE
2005–2024UNIT
in %

1 Source composition

| SOURCE | CODE | TIME SPAN | NOTES |
|--|---------|-------------|--|
| International Monetary Fund (2024) | IMF GFS | 2005 - 2024 | Baseline source, overlaps with anchor year 2015. |

2 Harmonised series

— GMD estimate ● IMF GFS



Colombia

COVERAGE
1945-2024

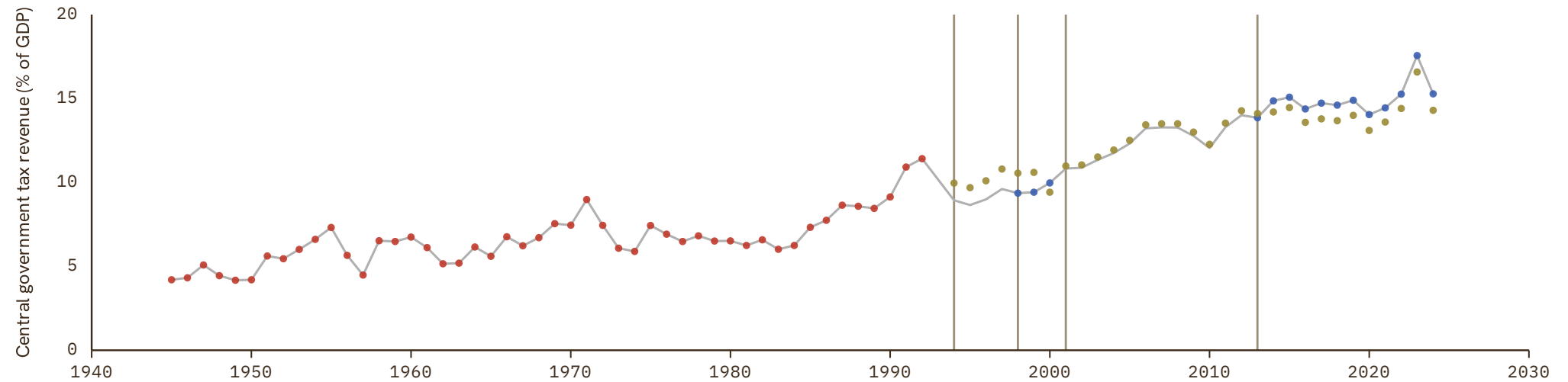
UNIT
in %

1 Source composition

| SOURCE | CODE | TIME SPAN | NOTES |
|------------------------------------|----------|-------------|---|
| Brian Mitchell (2013) | Mitchell | 1945 - 1992 | Ratio-spliced using overlapping data in 1993: (ratio = 100%). |
| Banco de la República (2026) | CS2 COL | 1994 - 1997 | Ratio-spliced using overlapping data in 1998: (ratio = 100%). |
| International Monetary Fund (2024) | IMF GFS | 1998 - 2000 | Ratio-spliced using overlapping data in 2001: (ratio = 100%). |
| Banco de la República (2026) | CS2 COL | 2001 - 2012 | Ratio-spliced using overlapping data in 2013: (ratio = 100%). |
| International Monetary Fund (2024) | IMF GFS | 2013 - 2024 | Baseline source, overlaps with anchor year 2015. |

2 Harmonised series

— GMD estimate | Source change ● IMF GFS ● Mitchell ● CS2



Costa Rica

COVERAGE
1966–2024

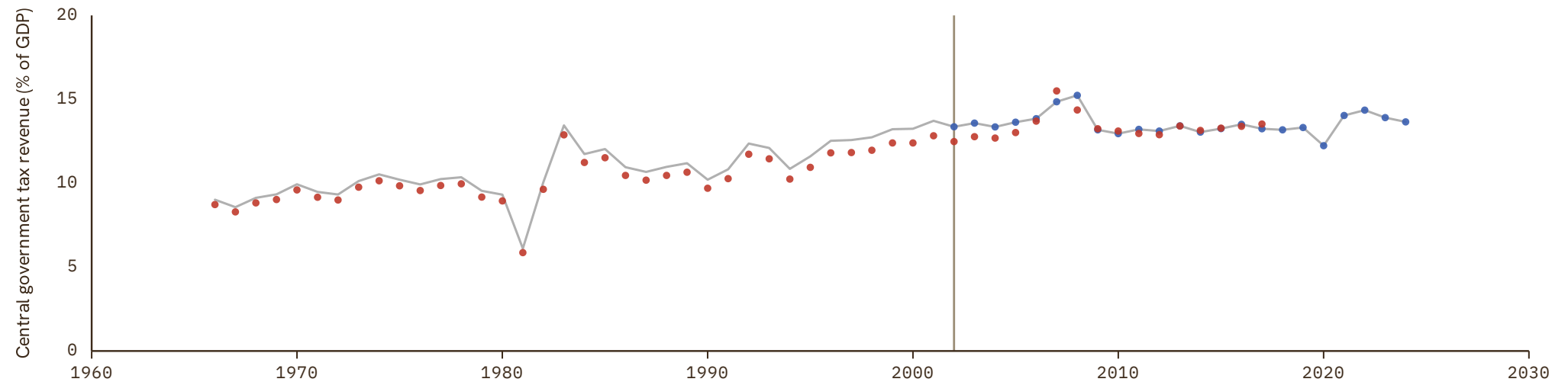
UNIT
in %

1 Source composition

| SOURCE | CODE | TIME SPAN | NOTES |
|--|-------------|-------------|---|
| Consejo Monetario Centroamericano (2017) | SECMCA HIST | 1966 - 2001 | Ratio-spliced using overlapping data in 2002: (ratio = 100%). |
| International Monetary Fund (2024) | IMF GFS | 2002 - 2024 | Baseline source, overlaps with anchor year 2015. |

2 Harmonised series

— GMD estimate | Source change ● IMF GFS ● SECMCA HIST



Croatia

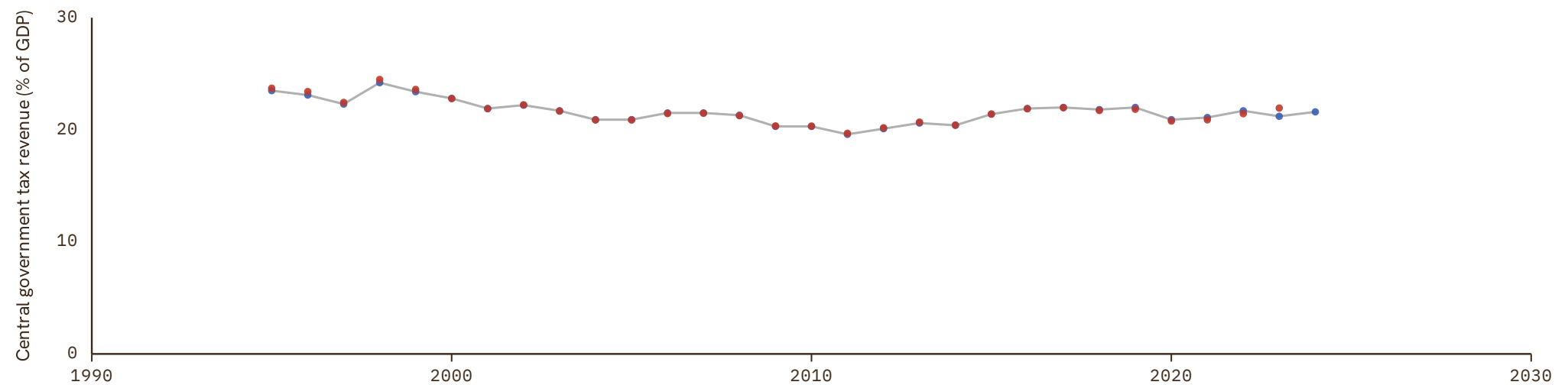
COVERAGE
1995–2024UNIT
in %

1 Source composition

| SOURCE | CODE | TIME SPAN | NOTES |
|---------------------------------|------|-------------|--|
| Eurostat (2025) | EUS | 1995 - 2024 | Baseline source, overlaps with anchor year 2015. |

2 Harmonised series

— GMD estimate ● EUS ● IMF GFS



Cyprus

COVERAGE
1995–2024

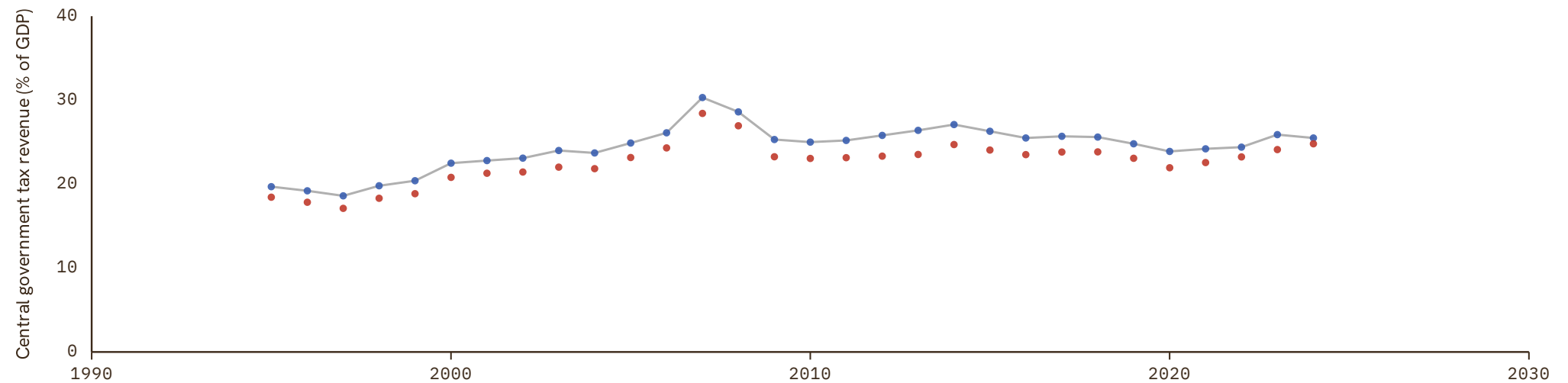
UNIT
in %

1 Source composition

| SOURCE | CODE | TIME SPAN | NOTES |
|-----------------|------|-------------|--|
| Eurostat (2025) | EUS | 1995 - 2024 | Baseline source, overlaps with anchor year 2015. |

2 Harmonised series

— GMD estimate ● EUS ● IMF GFS



Czech Republic

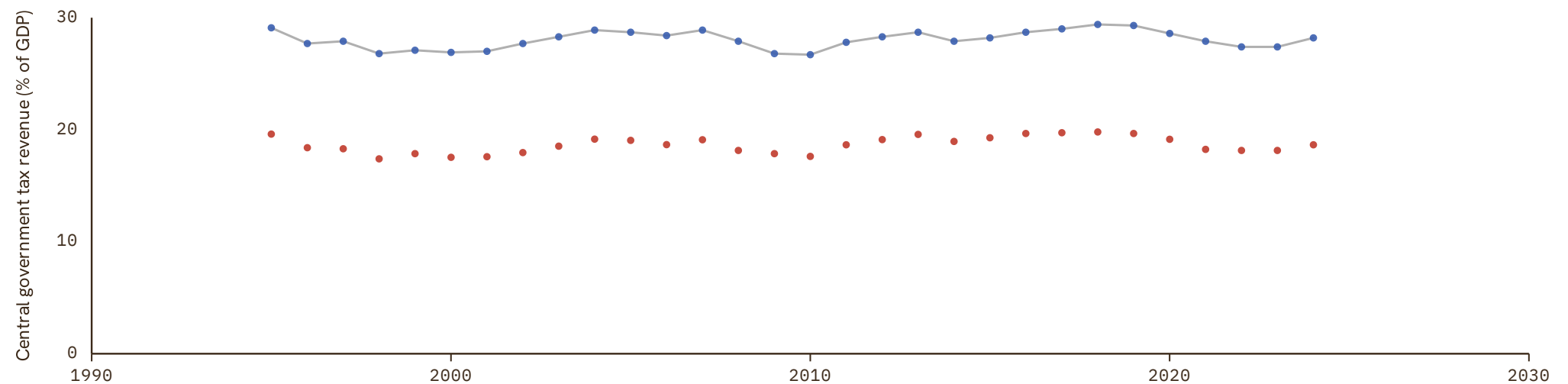
COVERAGE
1995–2024UNIT
in %

1 Source composition

| SOURCE | CODE | TIME SPAN | NOTES |
|---------------------------------|------|-------------|--|
| Eurostat (2025) | EUS | 1995 - 2024 | Baseline source, overlaps with anchor year 2015. |

2 Harmonised series

— GMD estimate ● EUS ● IMF GFS



Denmark

COVERAGE
1853–2025

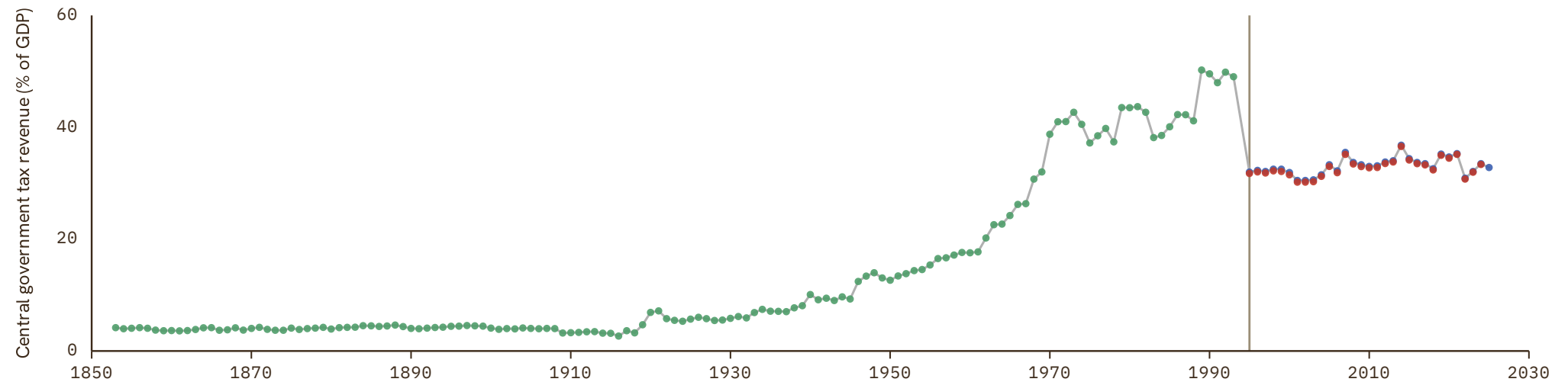
UNIT
in %

1 Source composition

| SOURCE | CODE | TIME SPAN | NOTES |
|-----------------------|----------|-------------|---|
| Brian Mitchell (2013) | Mitchell | 1853 - 1993 | Ratio-spliced using overlapping data in 1994: (ratio = 100%). |
| Eurostat (2025) | EUS | 1995 - 2025 | Baseline source, overlaps with anchor year 2015. |

2 Harmonised series

— GMD estimate | Source change ● EUS ● IMF GFS ● Mitchell



Djibouti

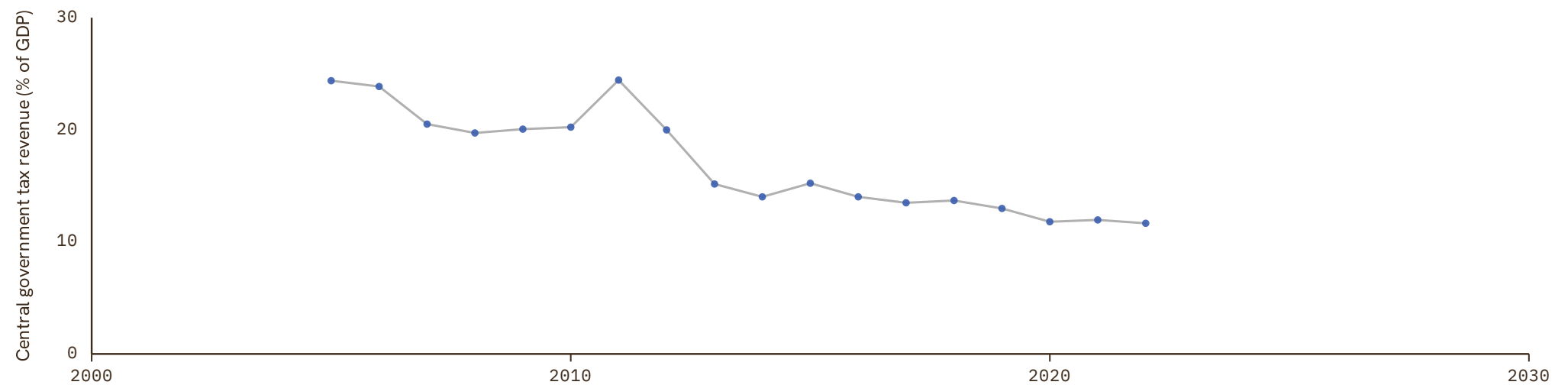
COVERAGE
2005–2022UNIT
in %

1 Source composition

| SOURCE | CODE | TIME SPAN | NOTES |
|----------------------|----------|-------------|--|
| African Union (2024) | AFRISTAT | 2005 - 2022 | Baseline source, overlaps with anchor year 2015. |

2 Harmonised series

— GMD estimate ● AFRISTAT



Dominican Republic

COVERAGE
1966-2024

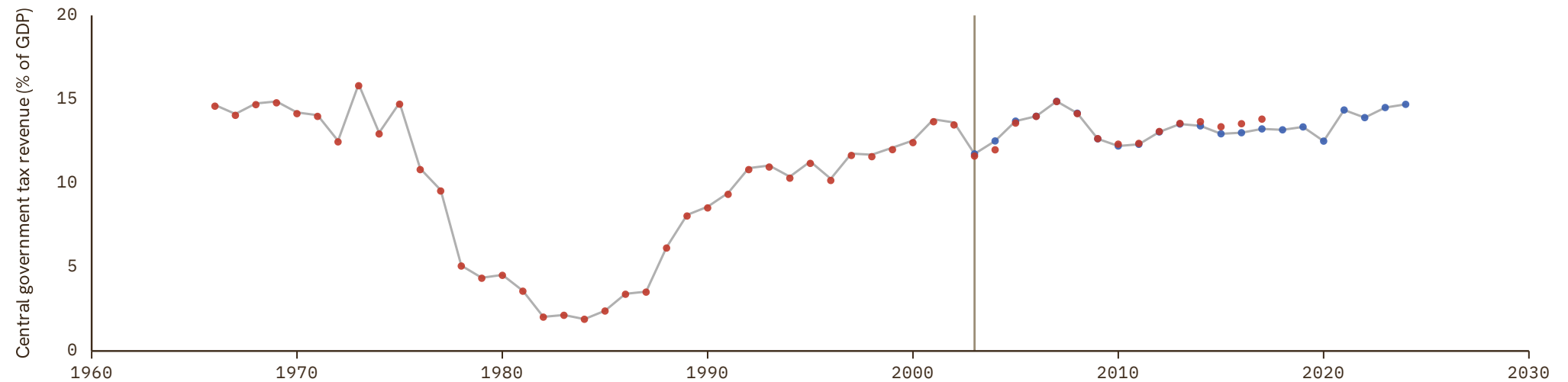
UNIT
in %

1 Source composition

| SOURCE | CODE | TIME SPAN | NOTES |
|--|-------------|-------------|---|
| Consejo Monetario Centroamericano (2017) | SECMCA HIST | 1966 - 2002 | Ratio-spliced using overlapping data in 2003: (ratio = 100%). |
| International Monetary Fund (2024) | IMF GFS | 2003 - 2024 | Baseline source, overlaps with anchor year 2015. |

2 Harmonised series

— GMD estimate | Source change ● IMF GFS ● SECMCA HIST



Ecuador

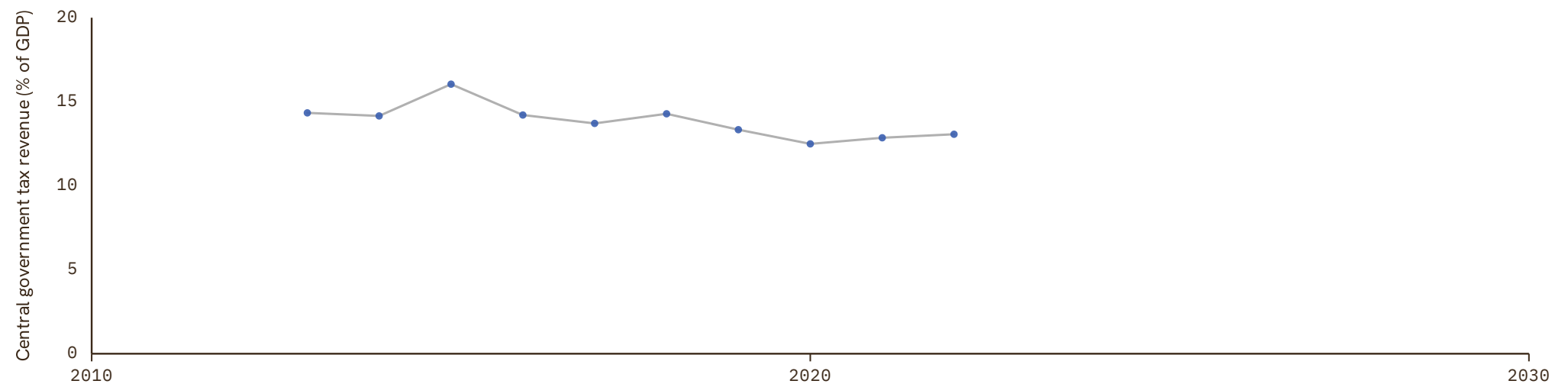
COVERAGE
2013–2022UNIT
in %

1 Source composition

| SOURCE | CODE | TIME SPAN | NOTES |
|--|---------|-------------|--|
| International Monetary Fund (2024) | IMF GFS | 2013 - 2022 | Baseline source, overlaps with anchor year 2015. |

2 Harmonised series

— GMD estimate ● IMF GFS



Egypt

COVERAGE
2002–2011

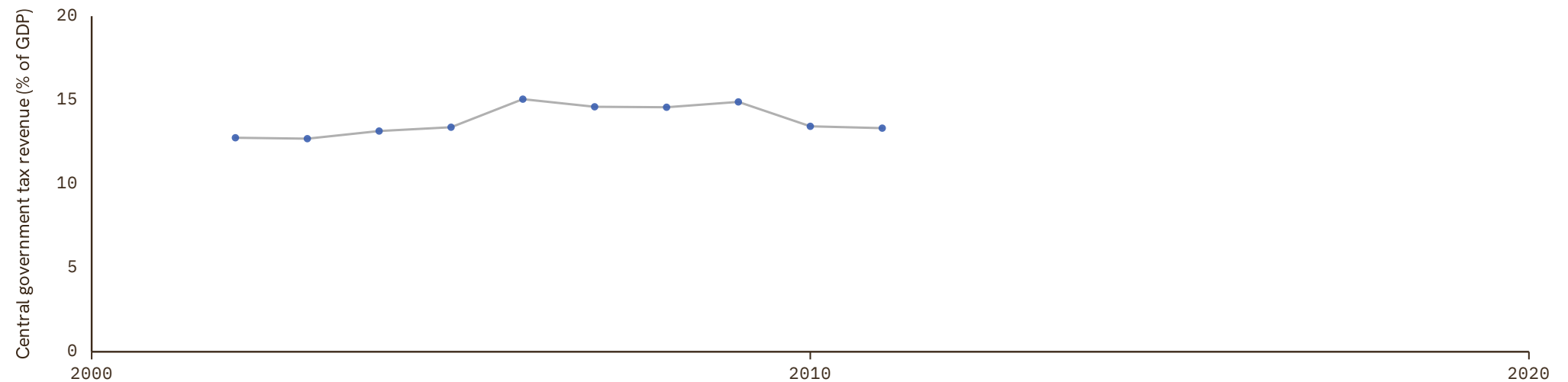
UNIT
in %

1 Source composition

| SOURCE | CODE | TIME SPAN | NOTES |
|------------------------------------|---------|-------------|---|
| International Monetary Fund (2024) | IMF GFS | 2002 - 2011 | Ratio-spliced using overlapping data in 2012: (ratio = 100%). |

2 Harmonised series

— GMD estimate ● IMF GFS



El Salvador

COVERAGE
1980–2024

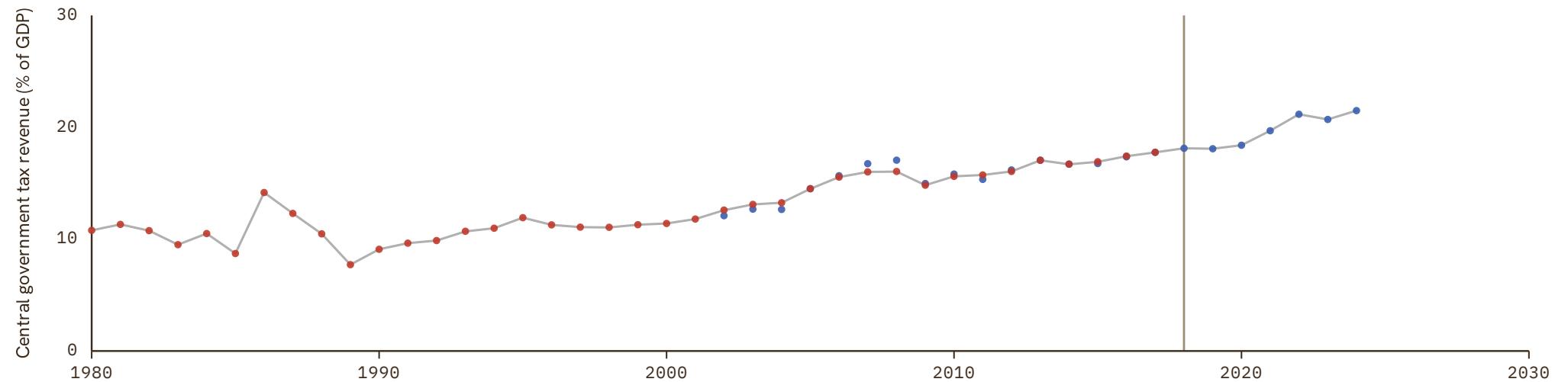
UNIT
in %

1 Source composition

| SOURCE | CODE | TIME SPAN | NOTES |
|--|-------------|-------------|---|
| Consejo Monetario Centroamericano (2017) | SECMCA HIST | 1980 - 2017 | Baseline source, overlaps with anchor year 2015. |
| International Monetary Fund (2024) | IMF GFS | 2018 - 2024 | Ratio-spliced using overlapping data in 2025: (ratio = 100%). |

2 Harmonised series

— GMD estimate | | Source change ● IMF GFS ● SECMCA HIST



Equatorial Guinea

COVERAGE
2005–2022

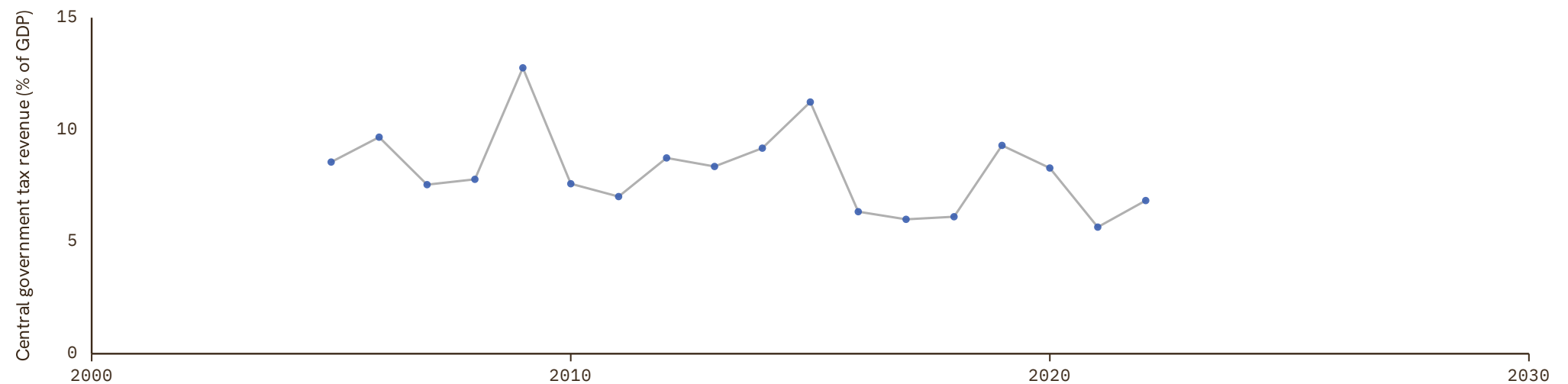
UNIT
in %

1 Source composition

| SOURCE | CODE | TIME SPAN | NOTES |
|--------------------------------------|----------|-------------|--|
| African Union (2024) | AFRISTAT | 2005 - 2022 | Baseline source, overlaps with anchor year 2015. |

2 Harmonised series

— GMD estimate ● AFRISTAT



Estonia

COVERAGE
1995–2025

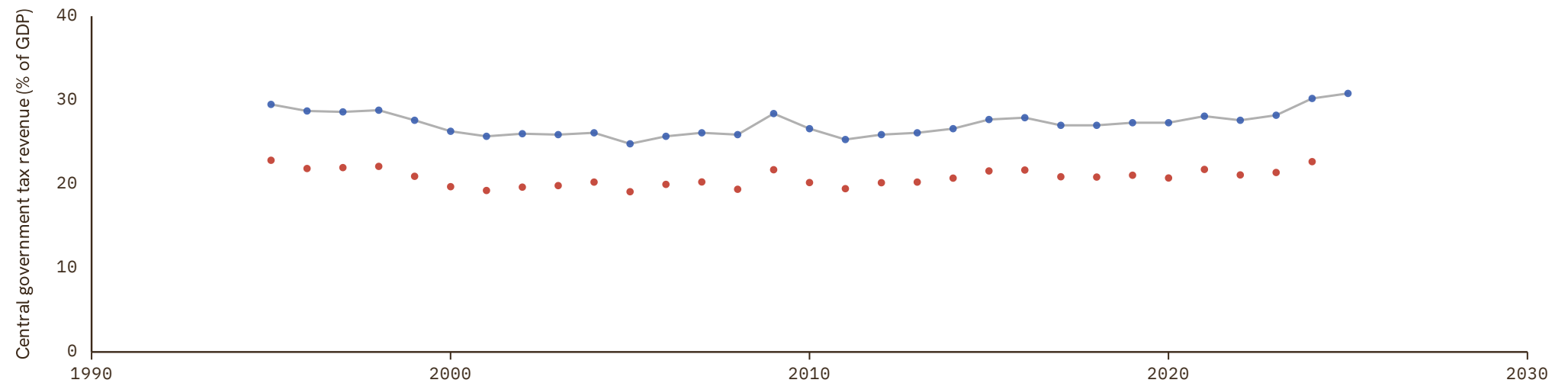
UNIT
in %

1 Source composition

| SOURCE | CODE | TIME SPAN | NOTES |
|-----------------|------|-------------|--|
| Eurostat (2025) | EUS | 1995 - 2025 | Baseline source, overlaps with anchor year 2015. |

2 Harmonised series

— GMD estimate ● EUS ● IMF GFS



Ethiopia

COVERAGE
2002–2002

UNIT
in %

1 Source composition

| SOURCE | CODE | TIME SPAN | NOTES |
|--|---------|-------------|---|
| International Monetary Fund (2024) | IMF GFS | 2002 - 2002 | Ratio-spliced using overlapping data in 2003: (ratio = 100%). |

2 Harmonised series

— GMD estimate ● IMF GFS



Finland

COVERAGE
1883-2024

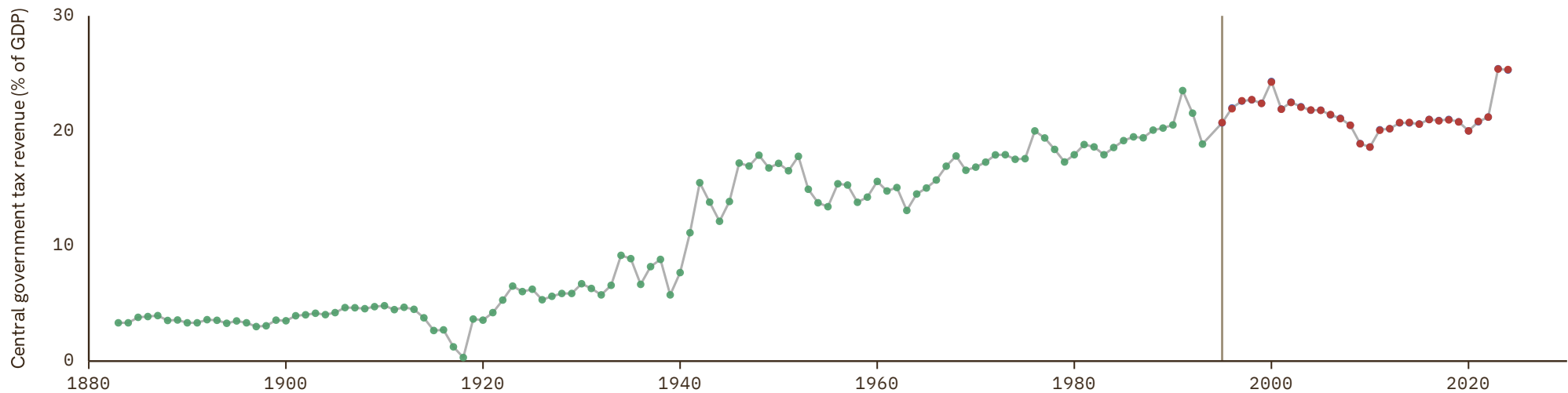
UNIT
in %

1 Source composition

| SOURCE | CODE | TIME SPAN | NOTES |
|-----------------------|----------|-------------|---|
| Brian Mitchell (2013) | Mitchell | 1883 - 1993 | Ratio-spliced using overlapping data in 1994: (ratio = 100%). |
| Eurostat (2025) | EUS | 1995 - 2024 | Baseline source, overlaps with anchor year 2015. |

2 Harmonised series

— GMD estimate | Source change ● EUS ● IMF GFS ● Mitchell



France

COVERAGE
1838–2024

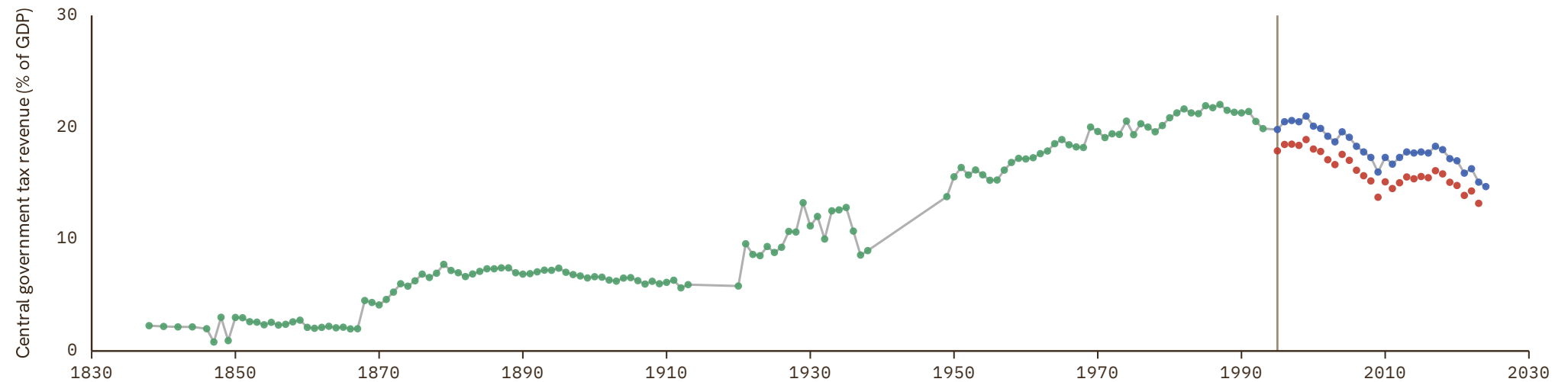
UNIT
in %

1 Source composition

| SOURCE | CODE | TIME SPAN | NOTES |
|-----------------------|----------|-------------|---|
| Brian Mitchell (2013) | Mitchell | 1838 - 1993 | Ratio-spliced using overlapping data in 1994: (ratio = 100%). |
| Eurostat (2025) | EUS | 1995 - 2024 | Baseline source, overlaps with anchor year 2015. |

2 Harmonised series

— GMD estimate | Source change ● EUS ● IMF GFS ● Mitchell



Gabon

COVERAGE
1998–2019

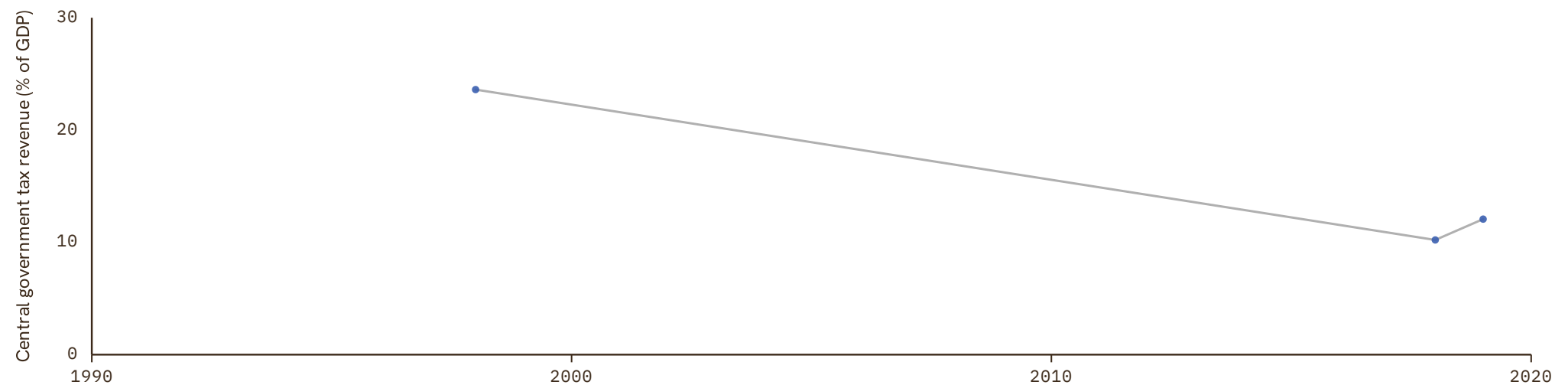
UNIT
in %

1 Source composition

| SOURCE | CODE | TIME SPAN | NOTES |
|----------------------|----------|-------------|--|
| African Union (2024) | AFRISTAT | 1998 - 2019 | Baseline source, overlaps with anchor year 2015. |

2 Harmonised series

— GMD estimate ● AFRISTAT



Gambia

COVERAGE
1990–1993

UNIT
in %

1 Source composition

| SOURCE | CODE | TIME SPAN | NOTES |
|--|---------|-------------|---|
| International Monetary Fund (2024) | IMF GFS | 1990 - 1993 | Ratio-spliced using overlapping data in 1994: (ratio = 100%). |

2 Harmonised series

— GMD estimate ● IMF GFS



Georgia

COVERAGE
1995–2024

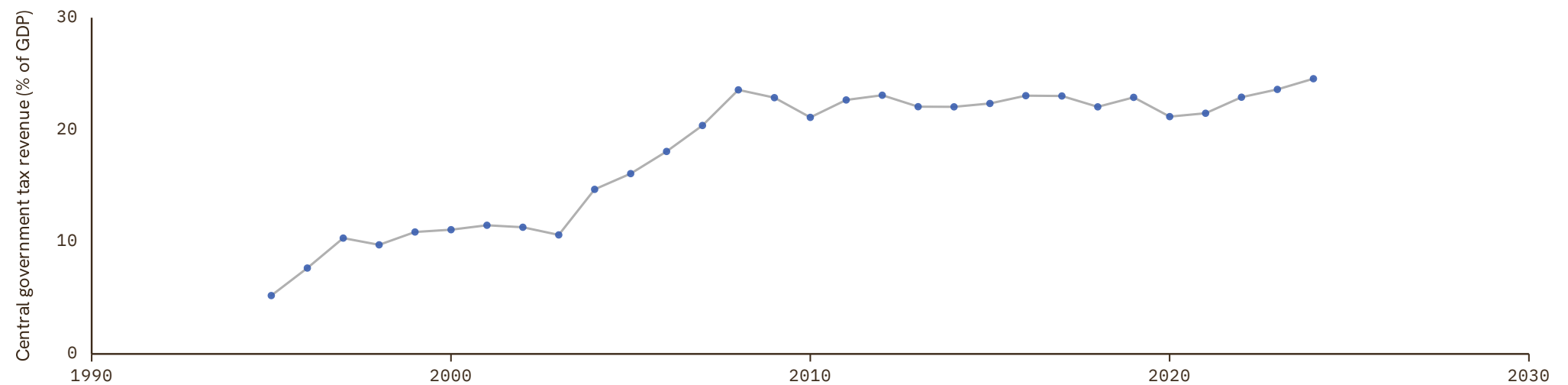
UNIT
in %

1 Source composition

| SOURCE | CODE | TIME SPAN | NOTES |
|--|---------|-------------|--|
| International Monetary Fund (2024) | IMF GFS | 1995 - 2024 | Baseline source, overlaps with anchor year 2015. |

2 Harmonised series

— GMD estimate ● IMF GFS



Germany

COVERAGE
1872-2024

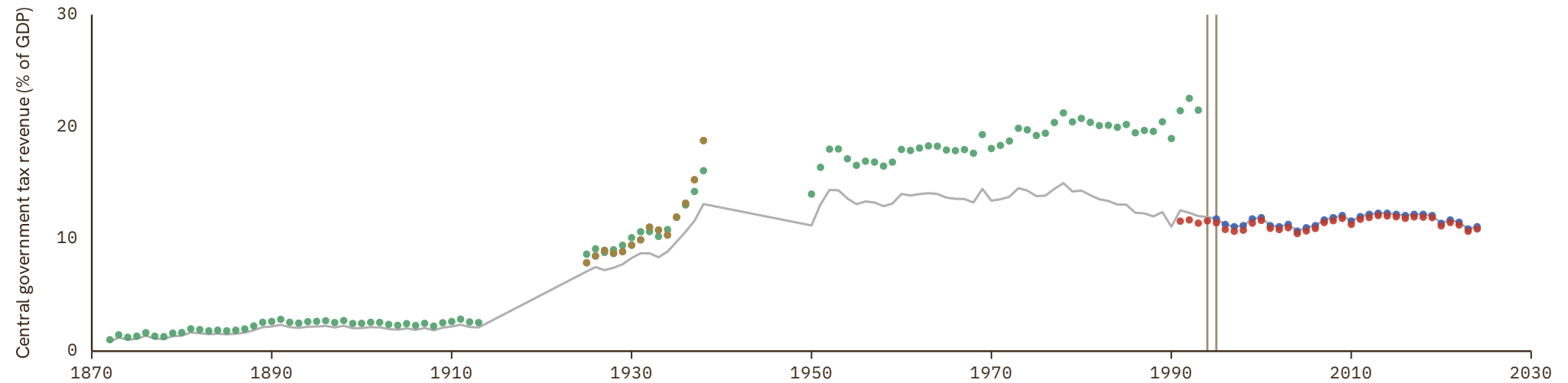
UNIT
in %

1 Source composition

| SOURCE | CODE | TIME SPAN | NOTES |
|--|----------|-------------|---|
| Brian Mitchell (2013) | Mitchell | 1872 - 1993 | Ratio-spliced using overlapping data in 1994: (ratio = 100%). |
| International Monetary Fund (2024) | IMF GFS | 1994 - 1994 | Ratio-spliced using overlapping data in 1995: (ratio = 100%). |
| Eurostat (2025) | EUS | 1995 - 2024 | Baseline source, overlaps with anchor year 2015. |

2 Harmonised series

— GMD estimate | Source change ● EUS ● IMF GFS ● Mitchell ● Ritschl ● CS7



Ghana

COVERAGE
2010–2010

UNIT
in %

1 Source composition

| SOURCE | CODE | TIME SPAN | NOTES |
|------------------------------------|---------|-------------|---|
| International Monetary Fund (2024) | IMF GFS | 2010 - 2010 | Ratio-spliced using overlapping data in 2011: (ratio = 100%). |

2 Harmonised series

— GMD estimate ● IMF GFS



Greece

COVERAGE
1833–2024

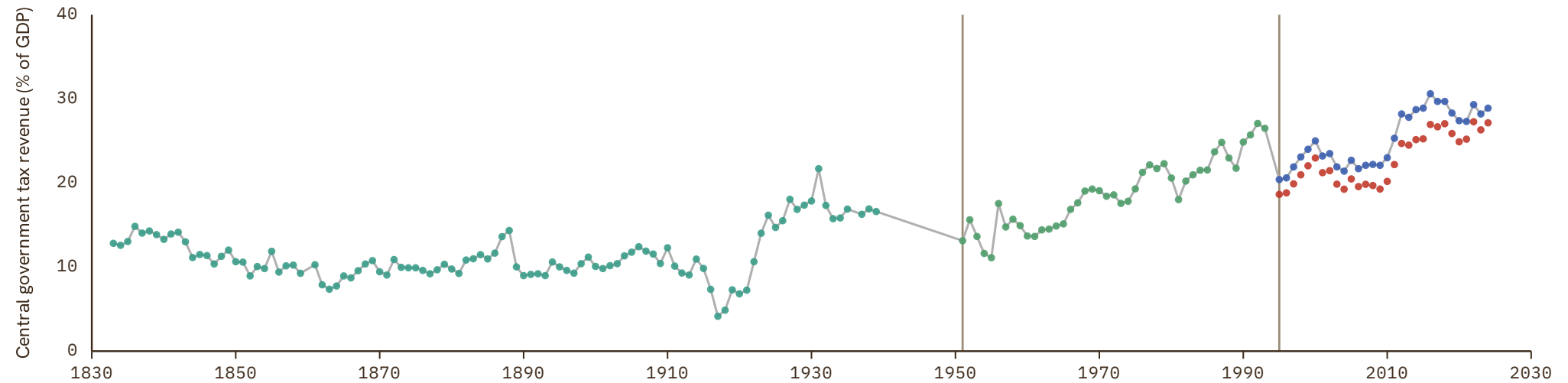
UNIT
in %

1 Source composition

| SOURCE | CODE | TIME SPAN | NOTES |
|--------------------------------|----------|-------------|---|
| National Bank of Serbia (2024) | NBS | 1833 - 1939 | Ratio-spliced using overlapping data in 1940: (ratio = 100%). |
| Brian Mitchell (2013) | Mitchell | 1951 - 1993 | Ratio-spliced using overlapping data in 1994: (ratio = 100%). |
| Eurostat (2025) | EUS | 1995 - 2024 | Baseline source, overlaps with anchor year 2015. |

2 Harmonised series

— GMD estimate | Source change ● EUS ● IMF GFS ● Mitchell ● NBS



Guatemala

COVERAGE
1960–2024

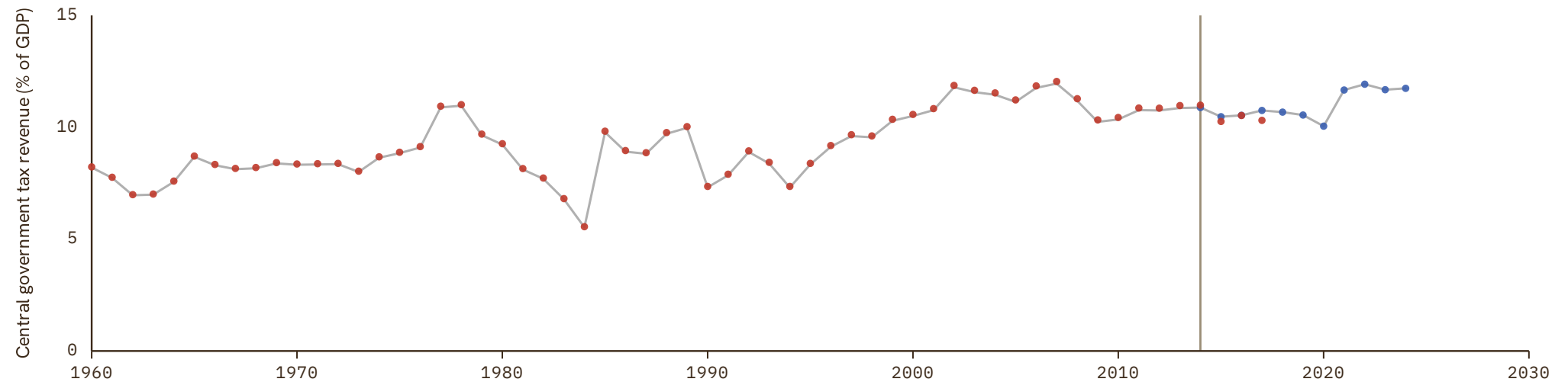
UNIT
in %

1 Source composition

| SOURCE | CODE | TIME SPAN | NOTES |
|--|-------------|-------------|---|
| Consejo Monetario Centroamericano (2017) | SECMCA HIST | 1960 - 2013 | Ratio-spliced using overlapping data in 2014: (ratio = 100%). |
| International Monetary Fund (2024) | IMF GFS | 2014 - 2024 | Baseline source, overlaps with anchor year 2015. |

2 Harmonised series

— GMD estimate | Source change ● IMF GFS ● SECMCA HIST



Guinea

COVERAGE
1989–1999

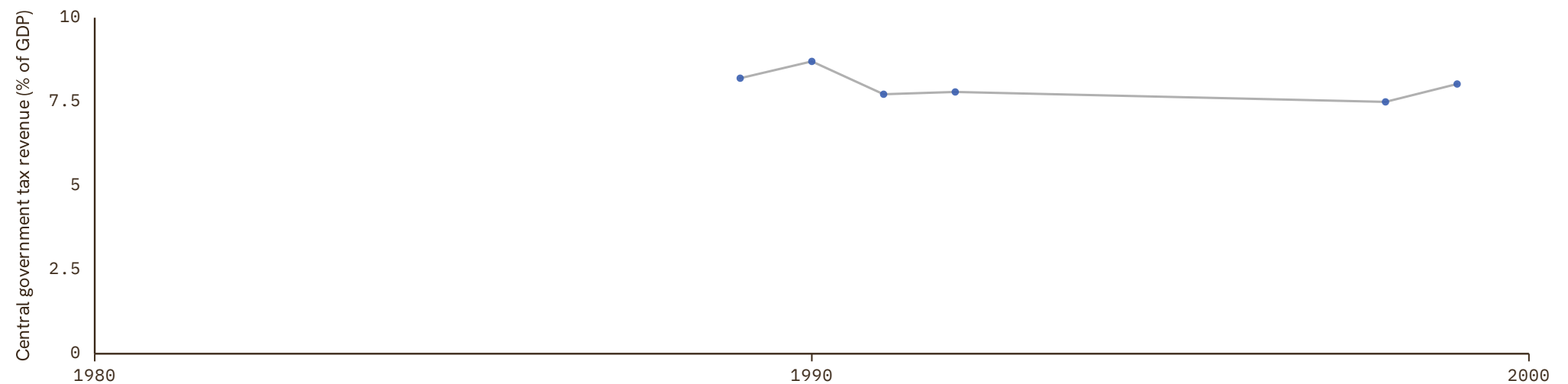
UNIT
in %

1 Source composition

| SOURCE | CODE | TIME SPAN | NOTES |
|------------------------------------|---------|-------------|---|
| International Monetary Fund (2024) | IMF GFS | 1989 - 1999 | Ratio-spliced using overlapping data in 2000: (ratio = 100%). |

2 Harmonised series

— GMD estimate ● IMF GFS



Guinea-Bissau

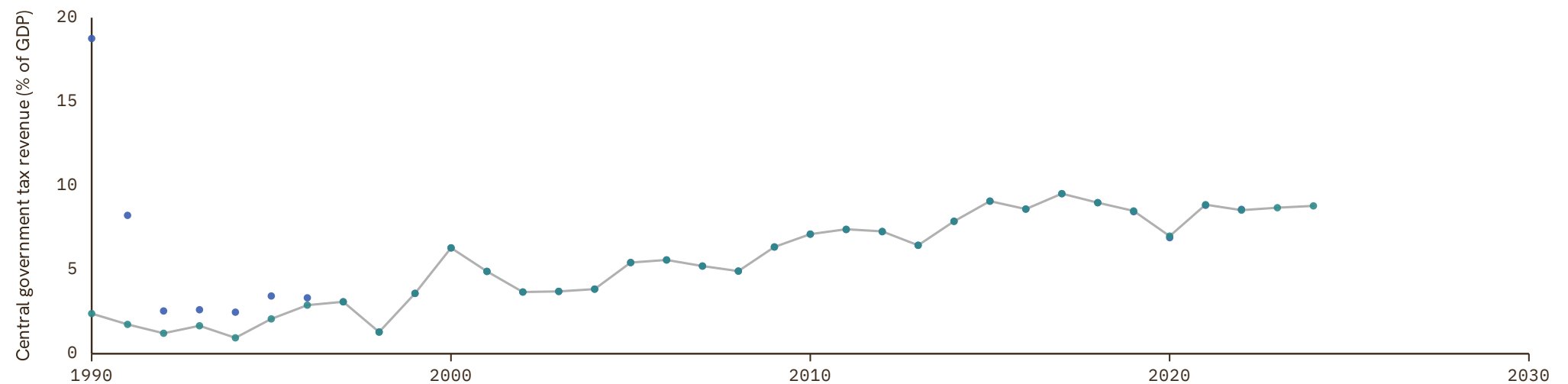
COVERAGE
1990–2024UNIT
in %

1 Source composition

| SOURCE | CODE | TIME SPAN | NOTES |
|--------------|-------|-------------|--|
| BCEAO (2024) | BCEAO | 1990 - 2024 | Baseline source, overlaps with anchor year 2015. |

2 Harmonised series

— GMD estimate ● AFRISTAT ● BCEAO



Honduras

COVERAGE
1960–2017

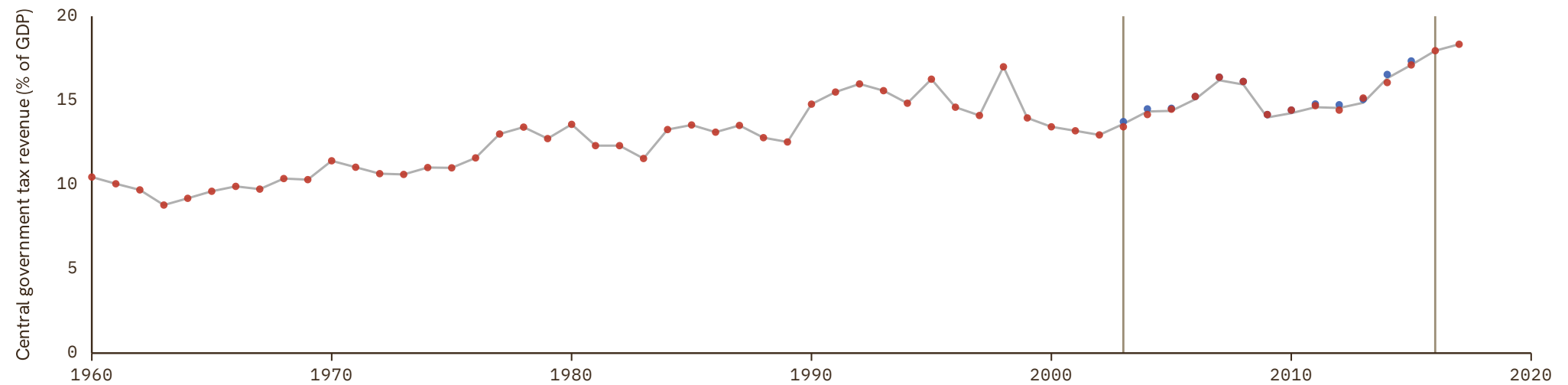
UNIT
in %

1 Source composition

| SOURCE | CODE | TIME SPAN | NOTES |
|--|-------------|-------------|---|
| Consejo Monetario Centroamericano (2017) | SECMCA HIST | 1960 - 2002 | Ratio-spliced using overlapping data in 2003: (ratio = 100%). |
| International Monetary Fund (2024) | IMF GFS | 2003 - 2015 | Ratio-spliced using overlapping data in 2016: (ratio = 100%). |
| Consejo Monetario Centroamericano (2017) | SECMCA HIST | 2016 - 2017 | Ratio-spliced using overlapping data in 2018: (ratio = 100%). |

2 Harmonised series

— GMD estimate | Source change ● IMF GFS ● SECMCA HIST



Hungary

COVERAGE
1900–2024

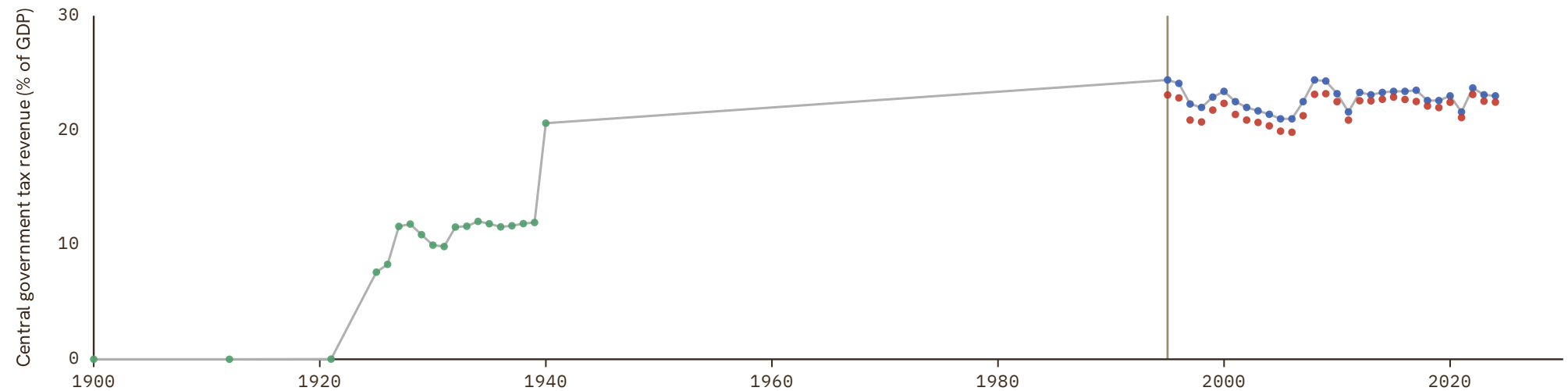
UNIT
in %

1 Source composition

| SOURCE | CODE | TIME SPAN | NOTES |
|---------------------------------------|----------|-------------|---|
| Brian Mitchell (2013) | Mitchell | 1900 - 1940 | Ratio-spliced using overlapping data in 1941: (ratio = 100%). |
| Eurostat (2025) | EUS | 1995 - 2024 | Baseline source, overlaps with anchor year 2015. |

2 Harmonised series

— GMD estimate | Source change ● EUS ● IMF GFS ● Mitchell



Iceland

COVERAGE
1990–2024

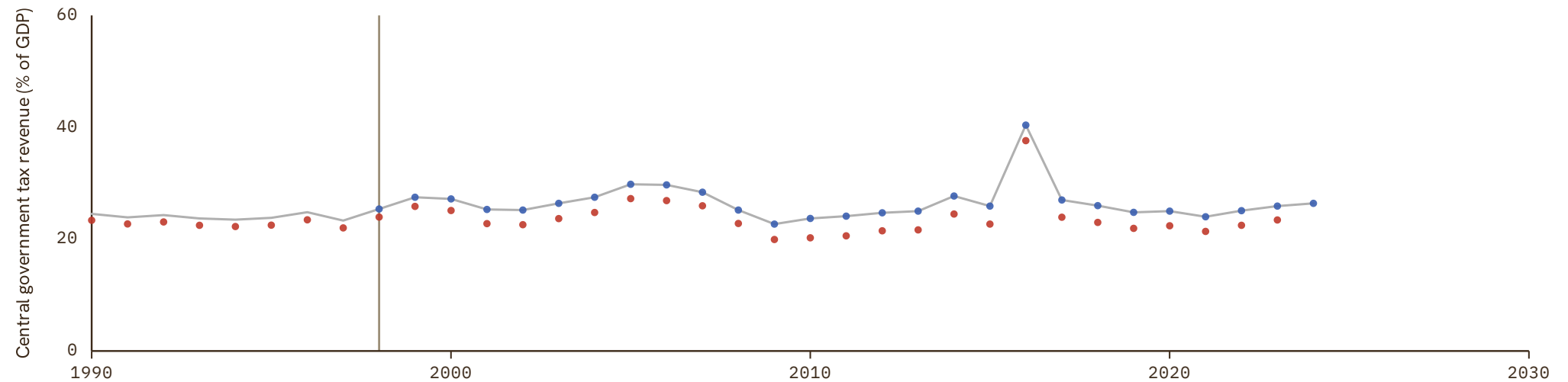
UNIT
in %

1 Source composition

| SOURCE | CODE | TIME SPAN | NOTES |
|------------------------------------|---------|-------------|---|
| International Monetary Fund (2024) | IMF GFS | 1990 - 1997 | Ratio-spliced using overlapping data in 1998: (ratio = 100%). |
| Eurostat (2025) | EUS | 1998 - 2024 | Baseline source, overlaps with anchor year 2015. |

2 Harmonised series

— GMD estimate | Source change ● EUS ● IMF GFS



India

COVERAGE
1948-2009

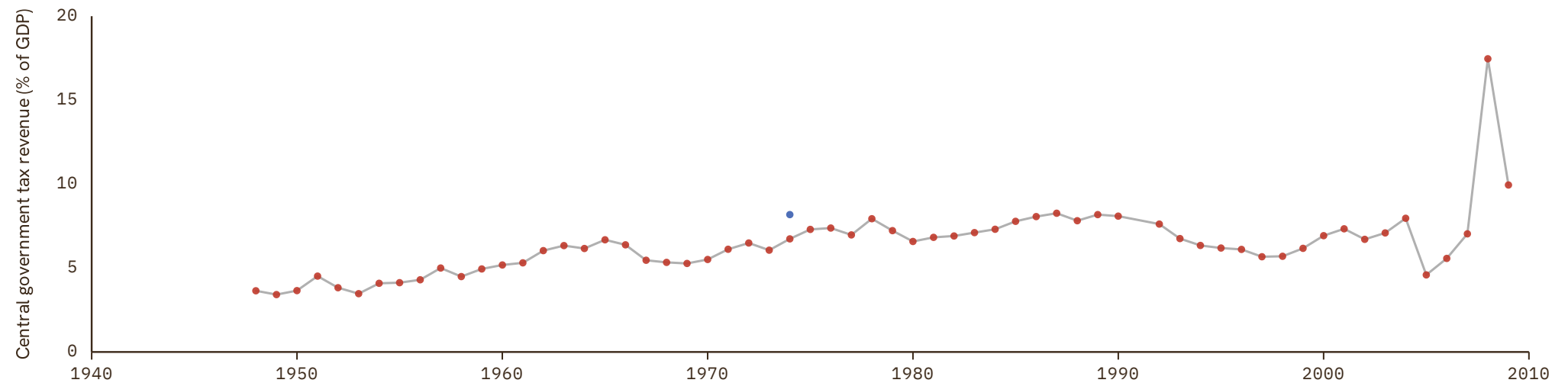
UNIT
in %

1 Source composition

| SOURCE | CODE | TIME SPAN | NOTES |
|-----------------------|----------|-------------|---|
| Brian Mitchell (2013) | Mitchell | 1948 - 2009 | Ratio-spliced using overlapping data in 2010: (ratio = 100%). |

2 Harmonised series

— GMD estimate ● IMF GFS ● Mitchell



Indonesia

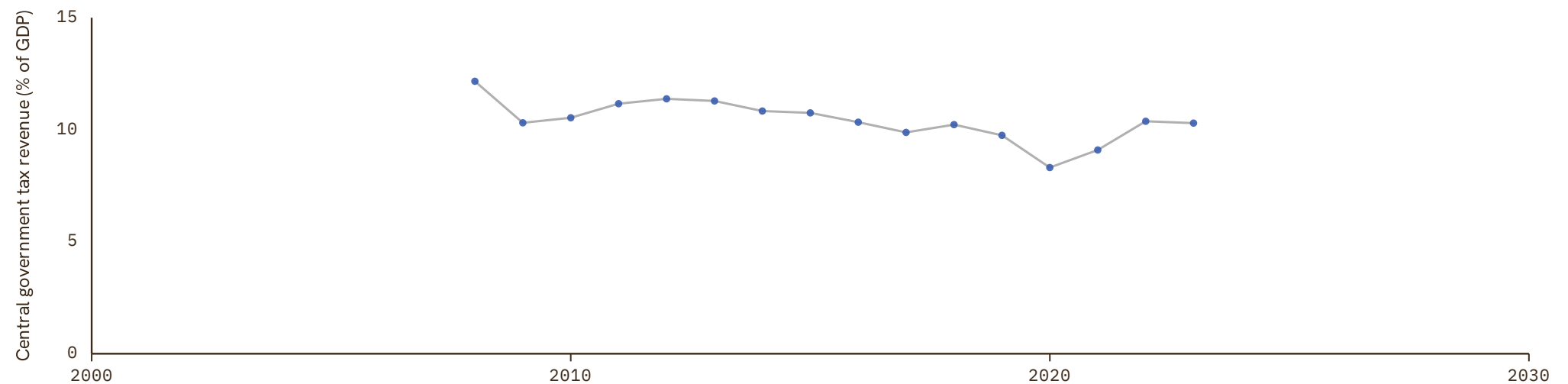
COVERAGE
2008–2023UNIT
in %

1 Source composition

| SOURCE | CODE | TIME SPAN | NOTES |
|--|---------|-------------|--|
| International Monetary Fund (2024) | IMF GFS | 2008 - 2023 | Baseline source, overlaps with anchor year 2015. |

2 Harmonised series

— GMD estimate ● IMF GFS



Iran

COVERAGE
1959-2009

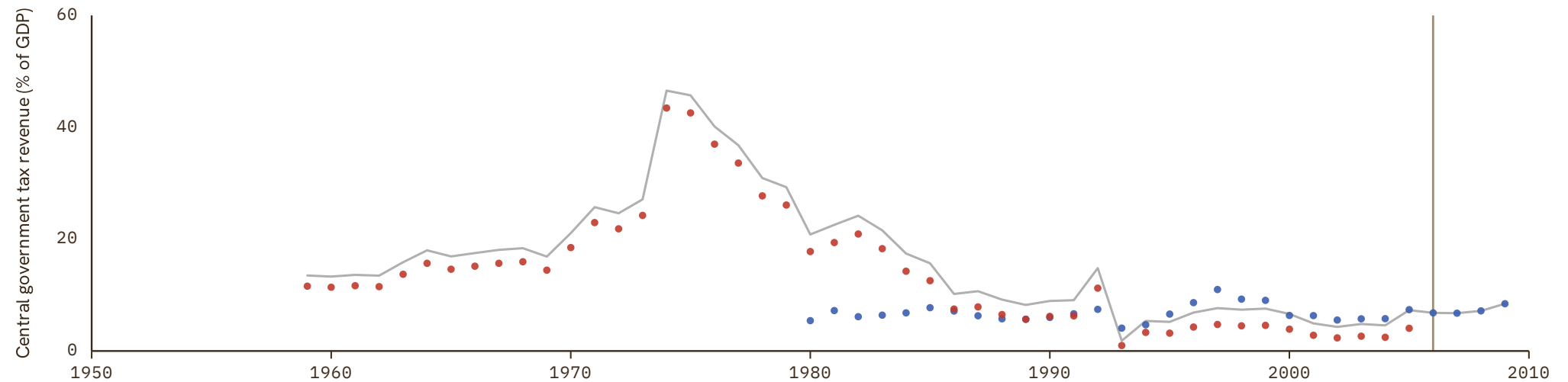
UNIT
in %

1 Source composition

| SOURCE | CODE | TIME SPAN | NOTES |
|--|----------|-------------|---|
| Brian Mitchell (2013) | Mitchell | 1959 - 2005 | Ratio-spliced using overlapping data in 2006: (ratio = 100%). |
| International Monetary Fund (2024) | IMF GFS | 2006 - 2009 | Ratio-spliced using overlapping data in 2010: (ratio = 100%). |

2 Harmonised series

— GMD estimate | Source change ● IMF GFS ● Mitchell



Ireland

COVERAGE
1947-2024

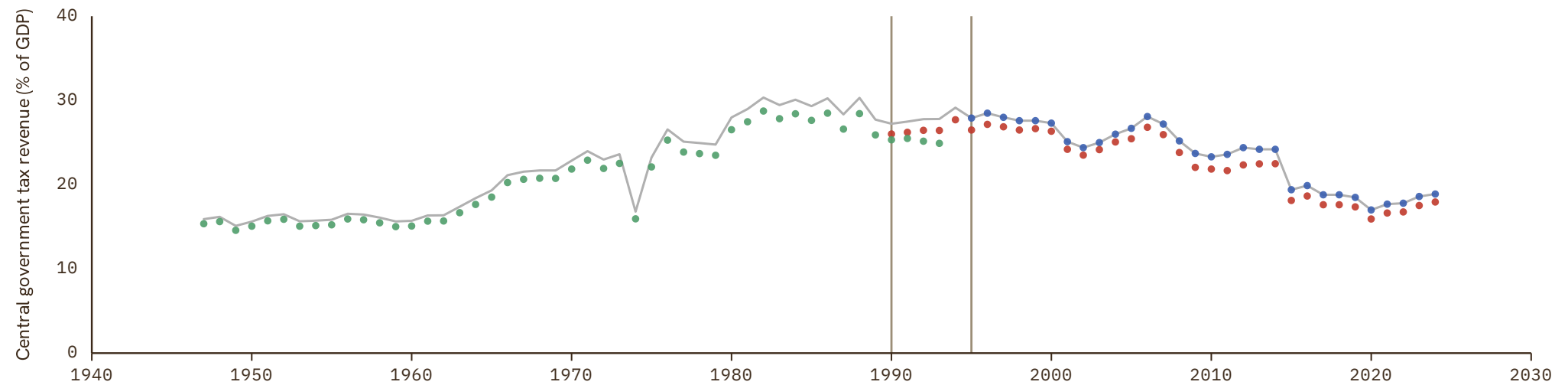
UNIT
in %

1 Source composition

| SOURCE | CODE | TIME SPAN | NOTES |
|------------------------------------|----------|-------------|---|
| Brian Mitchell (2013) | Mitchell | 1947 - 1989 | Ratio-spliced using overlapping data in 1990: (ratio = 100%). |
| International Monetary Fund (2024) | IMF GFS | 1990 - 1994 | Ratio-spliced using overlapping data in 1995: (ratio = 100%). |
| Eurostat (2025) | EUS | 1995 - 2024 | Baseline source, overlaps with anchor year 2015. |

2 Harmonised series

— GMD estimate | Source change ● EUS ● IMF GFS ● Mitchell



Israel

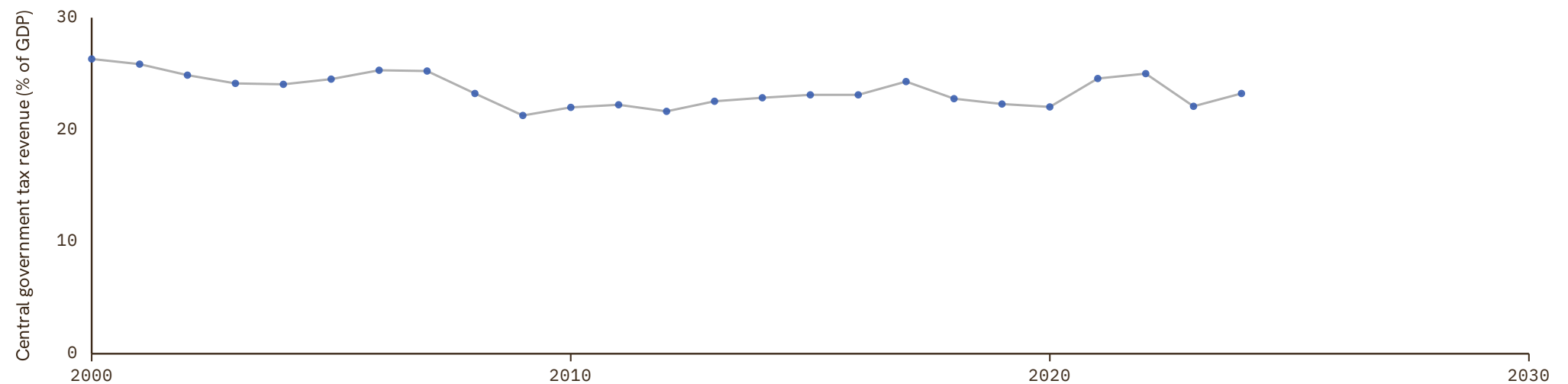
COVERAGE
2000–2024UNIT
in %

1 Source composition

| SOURCE | CODE | TIME SPAN | NOTES |
|--|---------|-------------|--|
| International Monetary Fund (2024) | IMF GFS | 2000 - 2024 | Baseline source, overlaps with anchor year 2015. |

2 Harmonised series

— GMD estimate ● IMF GFS



Italy

COVERAGE
1862–2024

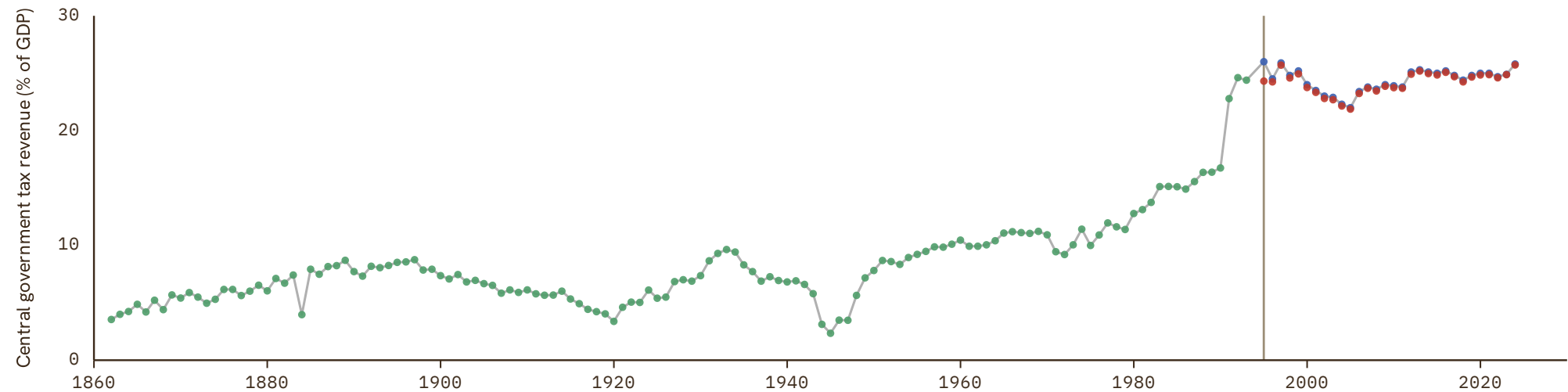
UNIT
in %

1 Source composition

| SOURCE | CODE | TIME SPAN | NOTES |
|---------------------------------------|----------|-------------|---|
| Brian Mitchell (2013) | Mitchell | 1862 - 1993 | Ratio-spliced using overlapping data in 1994: (ratio = 100%). |
| Eurostat (2025) | EUS | 1995 - 2024 | Baseline source, overlaps with anchor year 2015. |

2 Harmonised series

— GMD estimate | Source change ● EUS ● IMF GFS ● Mitchell



Ivory Coast

COVERAGE
1960-2024

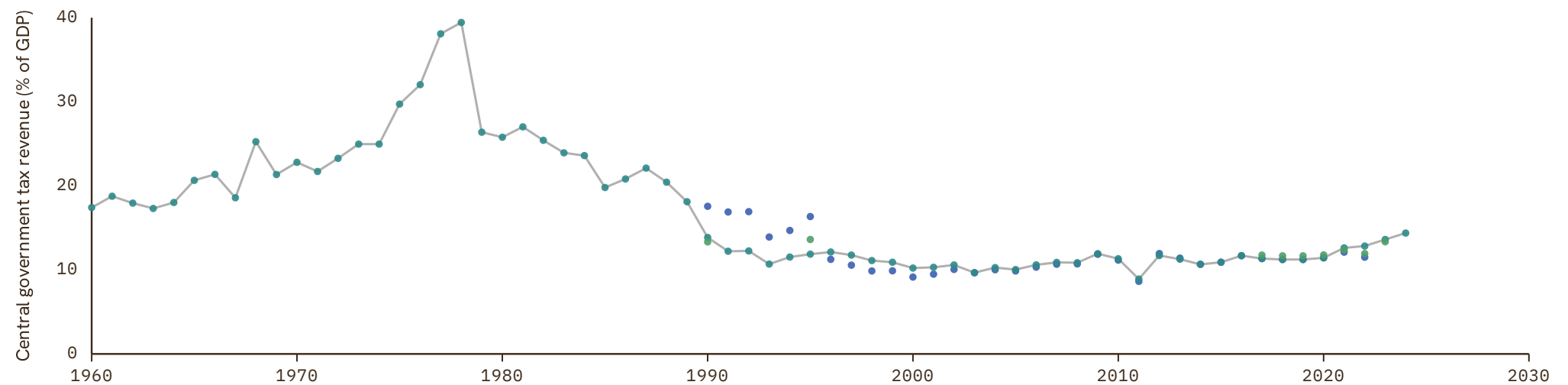
UNIT
in %

1 Source composition

| SOURCE | CODE | TIME SPAN | NOTES |
|--------------|-------|-------------|--|
| BCEAO (2024) | BCEAO | 1960 - 2024 | Baseline source, overlaps with anchor year 2015. |

2 Harmonised series

— GMD estimate ● AFRISTAT ● BCEAO ● IMF GFS



Japan

COVERAGE
1885–2024

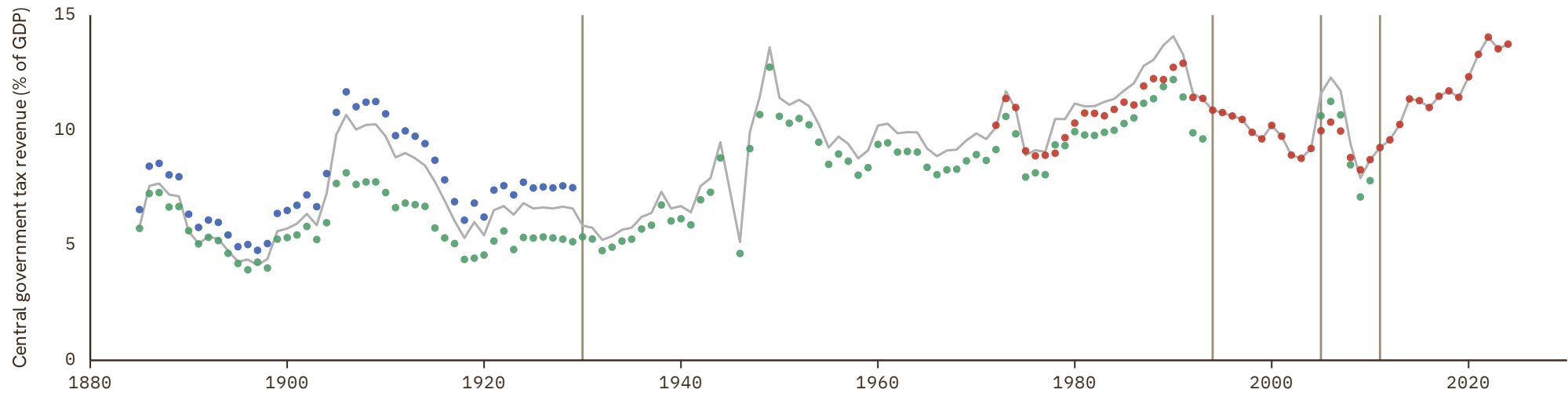
UNIT
in %

1 Source composition

| SOURCE | CODE | TIME SPAN | NOTES |
|------------------------------------|----------|-------------|---|
| IEC (2020) | AHSTAT | 1885 - 1929 | Ratio-spliced using overlapping data in 1930: (ratio = 100%). |
| Brian Mitchell (2013) | Mitchell | 1930 - 1993 | Ratio-spliced using overlapping data in 1994: (ratio = 100%). |
| International Monetary Fund (2024) | IMF GFS | 1994 - 2004 | Ratio-spliced using overlapping data in 2005: (ratio = 100%). |
| Brian Mitchell (2013) | Mitchell | 2005 - 2010 | Ratio-spliced using overlapping data in 2011: (ratio = 100%). |
| International Monetary Fund (2024) | IMF GFS | 2011 - 2024 | Baseline source, overlaps with anchor year 2015. |

2 Harmonised series

— GMD estimate | Source change ● AHSTAT ● IMF GFS ● Mitchell



Jordan

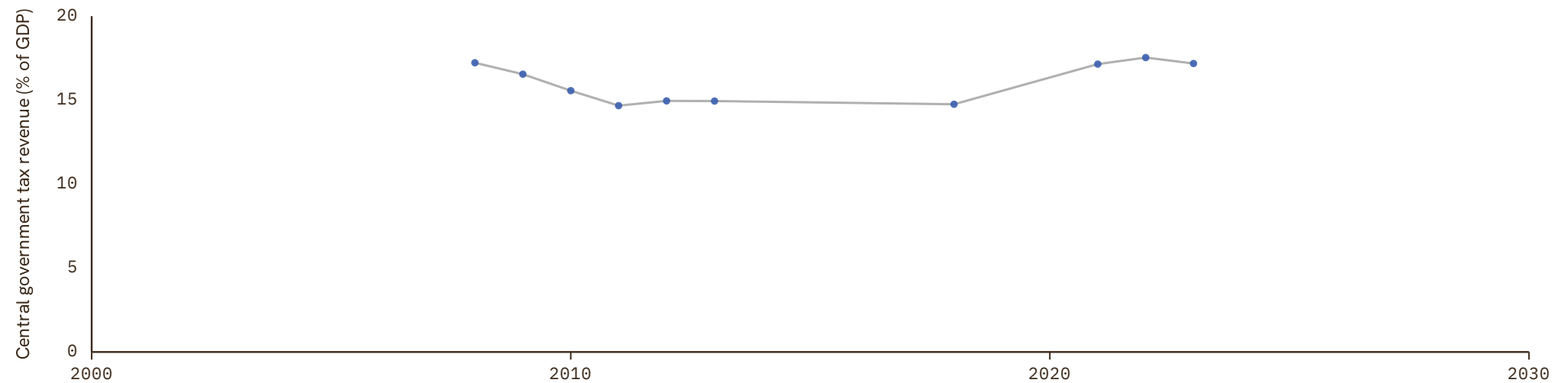
COVERAGE
2008–2023UNIT
in %

1 Source composition

| SOURCE | CODE | TIME SPAN | NOTES |
|--|---------|-------------|--|
| International Monetary Fund (2024) | IMF GFS | 2008 - 2023 | Baseline source, overlaps with anchor year 2015. |

2 Harmonised series

— GMD estimate ● IMF GFS



Kazakhstan

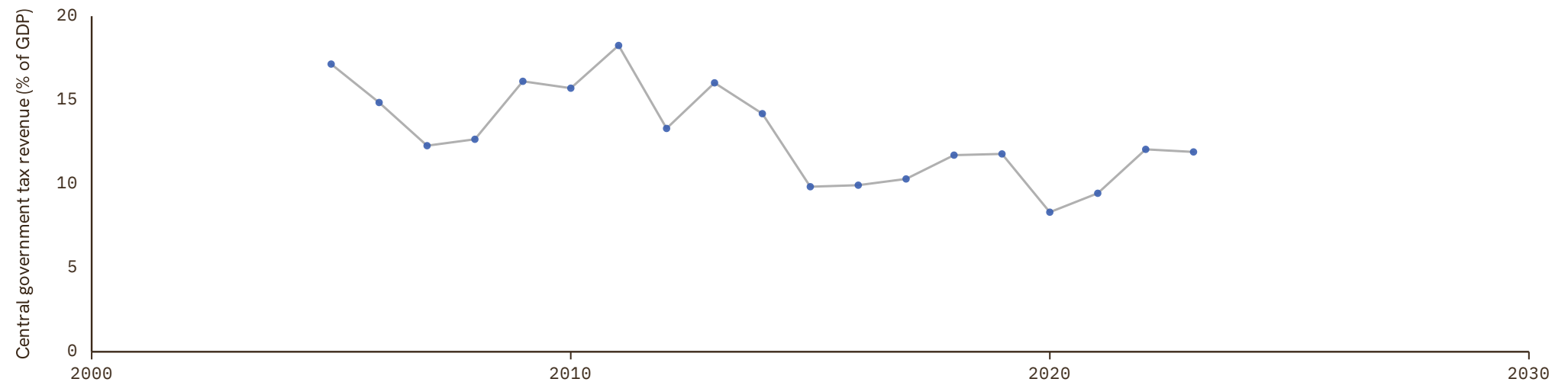
COVERAGE
2005–2023UNIT
in %

1 Source composition

| SOURCE | CODE | TIME SPAN | NOTES |
|------------------------------------|---------|-------------|--|
| International Monetary Fund (2024) | IMF GFS | 2005 - 2023 | Baseline source, overlaps with anchor year 2015. |

2 Harmonised series

— GMD estimate ● IMF GFS



Kenya

COVERAGE
2014–2023

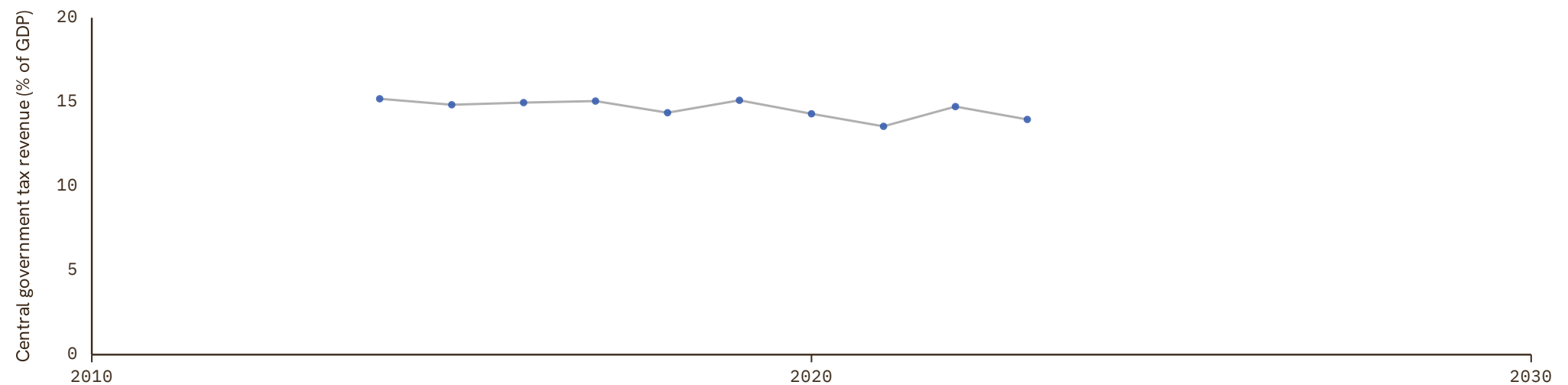
UNIT
in %

1 Source composition

| SOURCE | CODE | TIME SPAN | NOTES |
|--|---------|-------------|--|
| International Monetary Fund (2024) | IMF GFS | 2014 - 2023 | Baseline source, overlaps with anchor year 2015. |

2 Harmonised series

— GMD estimate ● IMF GFS



Kuwait

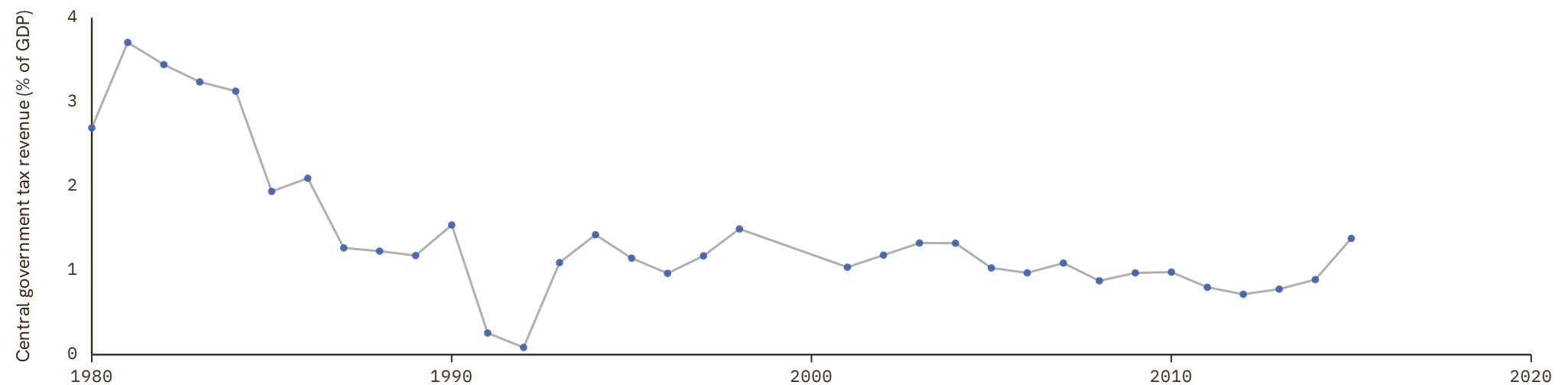
COVERAGE
1980–2015UNIT
in %

1 Source composition

| SOURCE | CODE | TIME SPAN | NOTES |
|------------------------------------|---------|-------------|---|
| International Monetary Fund (2024) | IMF GFS | 1980 - 2015 | Ratio-spliced using overlapping data in 2016: (ratio = 100%). |

2 Harmonised series

— GMD estimate ● IMF GFS



Kyrgyzstan

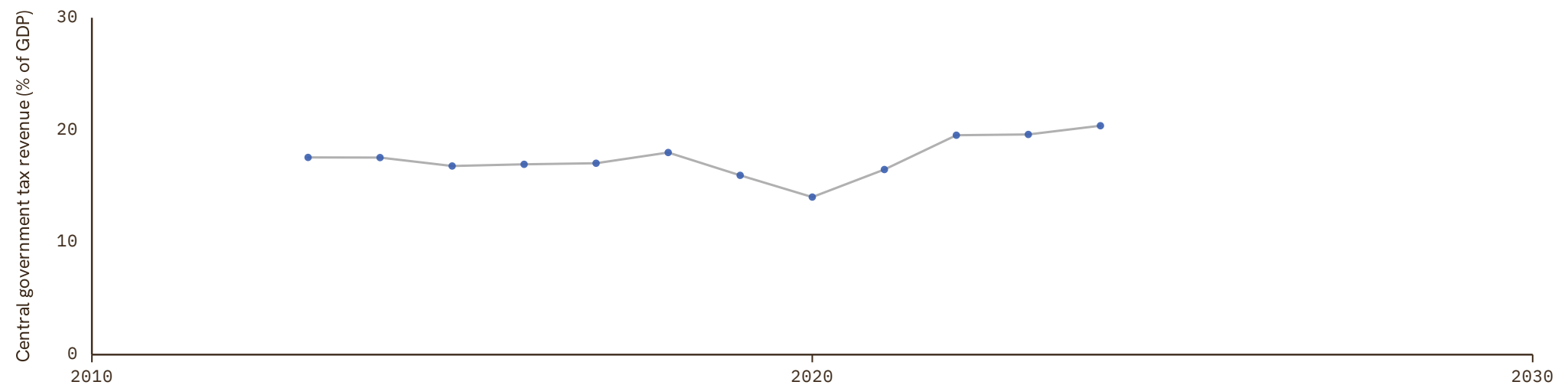
COVERAGE
2013–2024UNIT
in %

1 Source composition

| SOURCE | CODE | TIME SPAN | NOTES |
|--|---------|-------------|--|
| International Monetary Fund (2024) | IMF GFS | 2013 - 2024 | Baseline source, overlaps with anchor year 2015. |

2 Harmonised series

— GMD estimate ● IMF GFS



Latvia

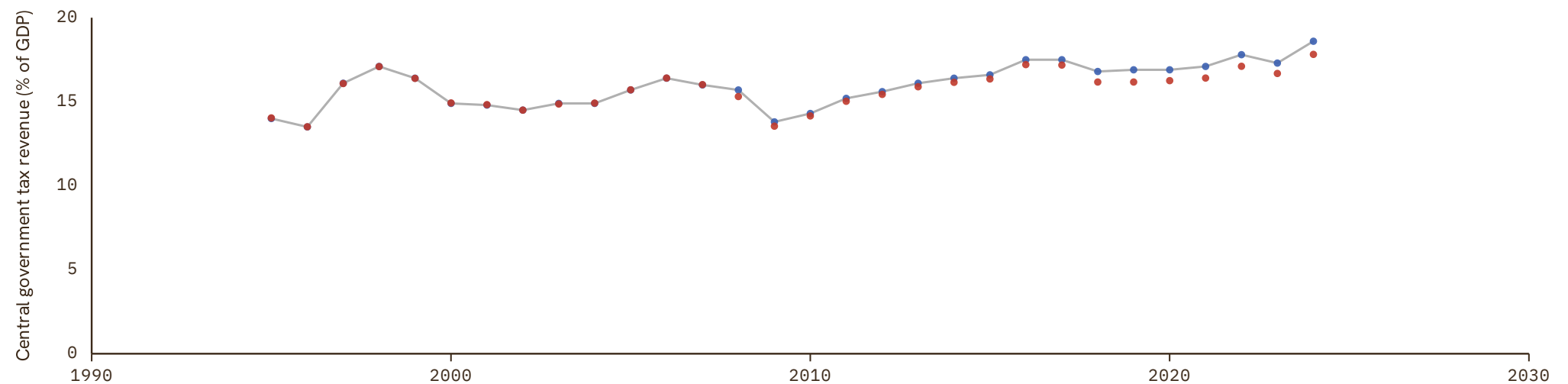
COVERAGE
1995–2024UNIT
in %

1 Source composition

| SOURCE | CODE | TIME SPAN | NOTES |
|---------------------------------|------|-------------|--|
| Eurostat (2025) | EUS | 1995 - 2024 | Baseline source, overlaps with anchor year 2015. |

2 Harmonised series

— GMD estimate ● EUS ● IMF GFS



Lebanon

COVERAGE
1993–1996

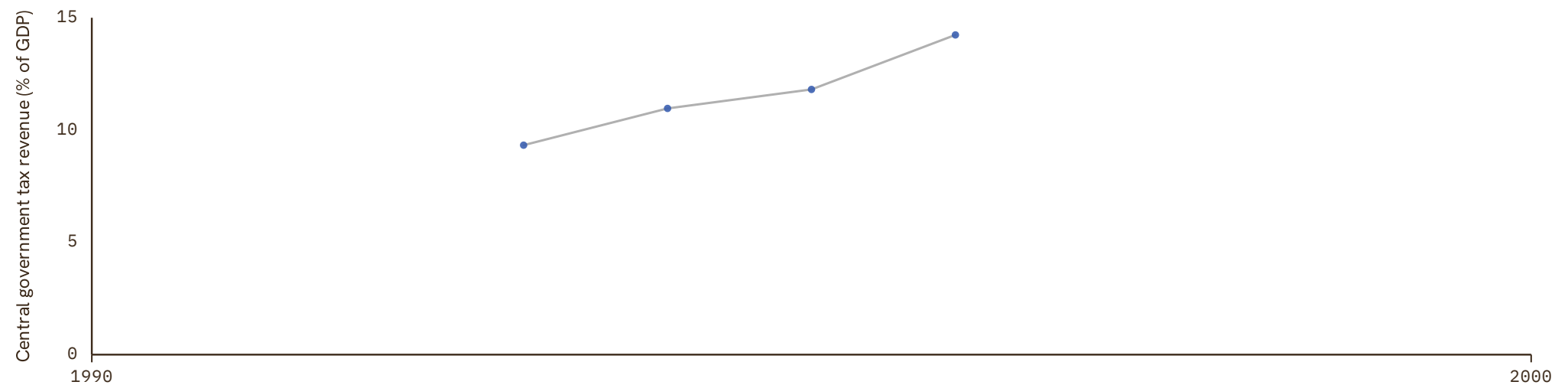
UNIT
in %

1 Source composition

| SOURCE | CODE | TIME SPAN | NOTES |
|------------------------------------|---------|-------------|---|
| International Monetary Fund (2024) | IMF GFS | 1993 - 1996 | Ratio-spliced using overlapping data in 1997: (ratio = 100%). |

2 Harmonised series

— GMD estimate ● IMF GFS



Lesotho

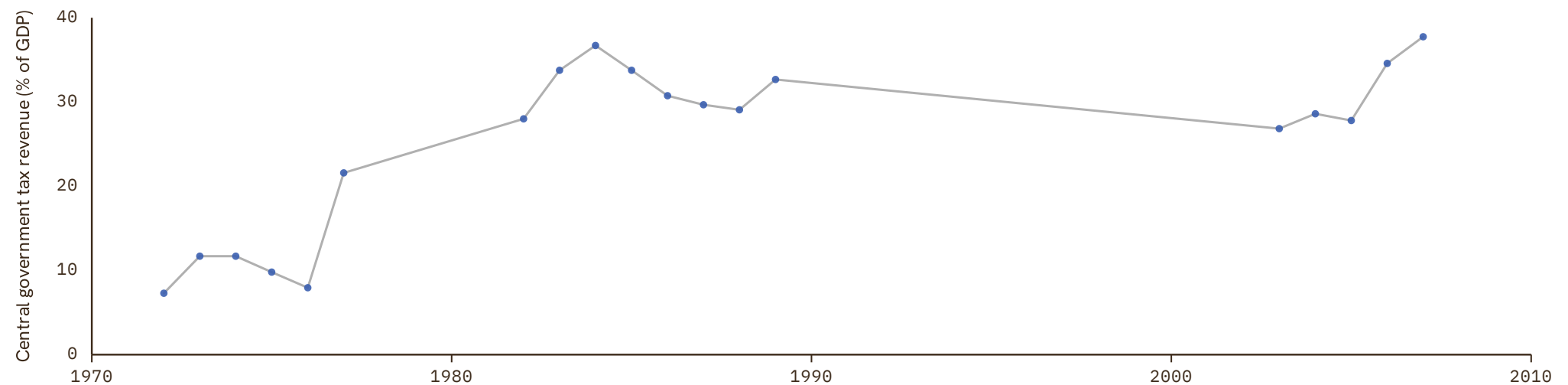
COVERAGE
1972–2007UNIT
in %

1 Source composition

| SOURCE | CODE | TIME SPAN | NOTES |
|------------------------------------|---------|-------------|---|
| International Monetary Fund (2024) | IMF GFS | 1972 - 2007 | Ratio-spliced using overlapping data in 2008: (ratio = 100%). |

2 Harmonised series

— GMD estimate ● IMF GFS



Liberia

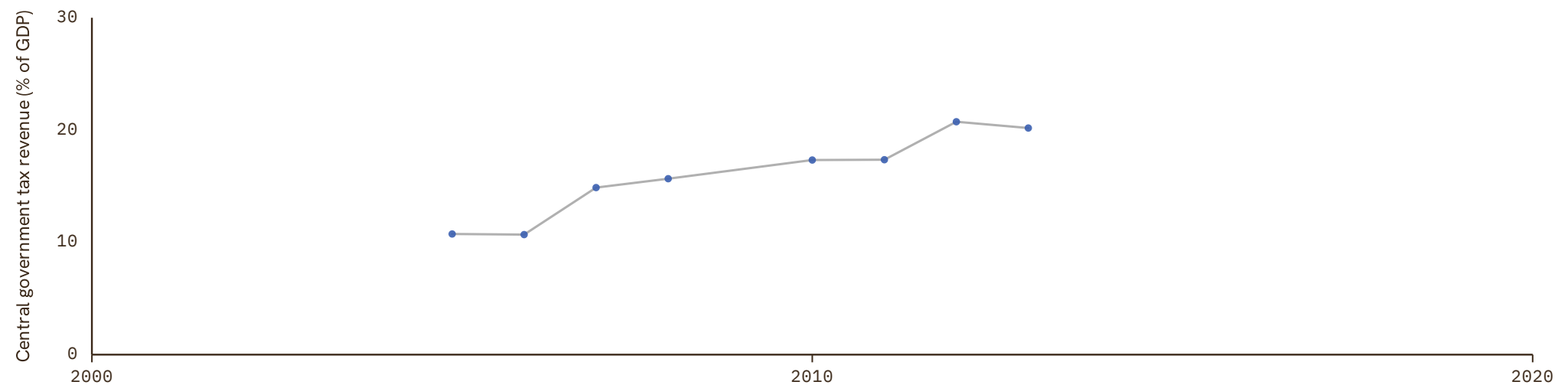
COVERAGE
2005–2013UNIT
in %

1 Source composition

| SOURCE | CODE | TIME SPAN | NOTES |
|--|---------|-------------|---|
| International Monetary Fund (2024) | IMF GFS | 2005 - 2013 | Ratio-spliced using overlapping data in 2014: (ratio = 100%). |

2 Harmonised series

— GMD estimate ● IMF GFS



Lithuania

COVERAGE
1995–2024UNIT
in %

1 Source composition

| SOURCE | CODE | TIME SPAN | NOTES |
|---------------------------------|------|-------------|--|
| Eurostat (2025) | EUS | 1995 - 2024 | Baseline source, overlaps with anchor year 2015. |

2 Harmonised series

— GMD estimate ● EUS ● IMF GFS



Luxembourg

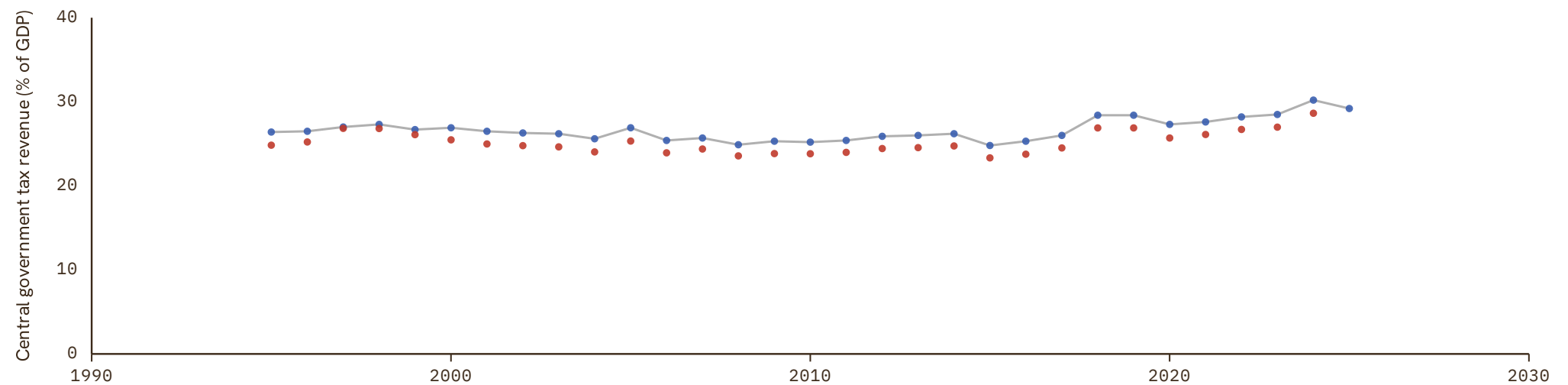
COVERAGE
1995–2025UNIT
in %

1 Source composition

| SOURCE | CODE | TIME SPAN | NOTES |
|---------------------------------|------|-------------|--|
| Eurostat (2025) | EUS | 1995 - 2025 | Baseline source, overlaps with anchor year 2015. |

2 Harmonised series

— GMD estimate ● EUS ● IMF GFS



Macedonia

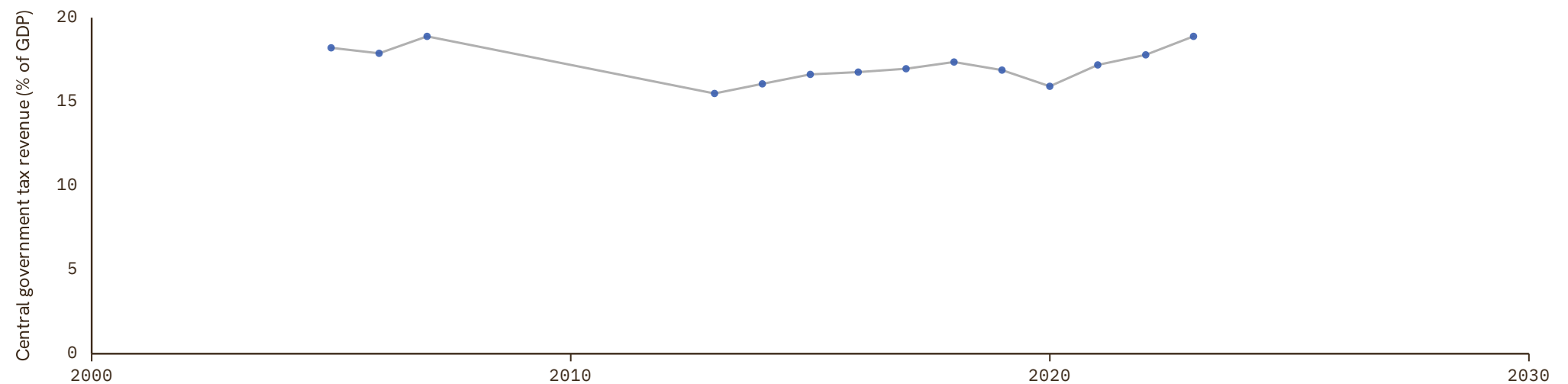
COVERAGE
2005–2023UNIT
in %

1 Source composition

| SOURCE | CODE | TIME SPAN | NOTES |
|--|---------|-------------|--|
| International Monetary Fund (2024) | IMF GFS | 2005 - 2023 | Baseline source, overlaps with anchor year 2015. |

2 Harmonised series

— GMD estimate ● IMF GFS



Madagascar

COVERAGE
1972–2022

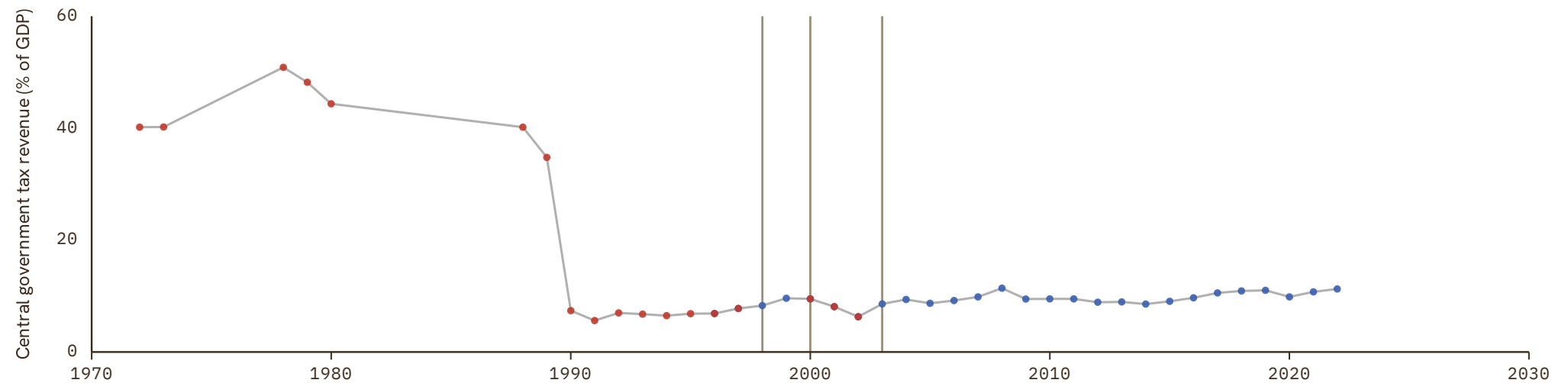
UNIT
in %

1 Source composition

| SOURCE | CODE | TIME SPAN | NOTES |
|--|----------|-------------|---|
| International Monetary Fund (2024) | IMF GFS | 1972 - 1997 | Ratio-spliced using overlapping data in 1998: (ratio = 100%). |
| African Union (2024) | AFRISTAT | 1998 - 1999 | Ratio-spliced using overlapping data in 2000: (ratio = 100%). |
| International Monetary Fund (2024) | IMF GFS | 2000 - 2002 | Ratio-spliced using overlapping data in 2003: (ratio = 100%). |
| African Union (2024) | AFRISTAT | 2003 - 2022 | Baseline source, overlaps with anchor year 2015. |

2 Harmonised series

— GMD estimate | Source change ● AFRISTAT ● IMF GFS



Malaysia

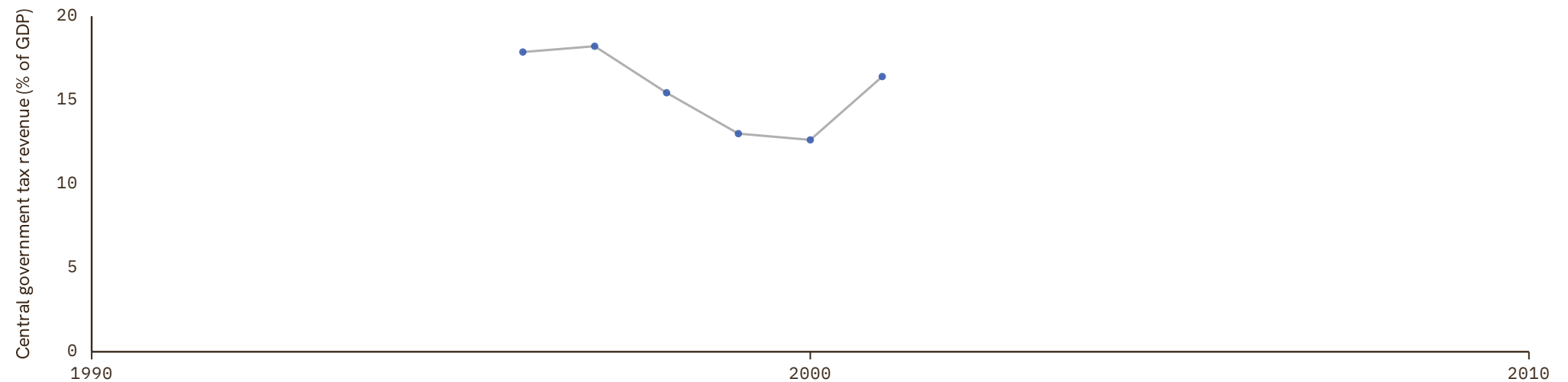
COVERAGE
1996–2001UNIT
in %

1 Source composition

| SOURCE | CODE | TIME SPAN | NOTES |
|------------------------------------|---------|-------------|---|
| International Monetary Fund (2024) | IMF GFS | 1996 - 2001 | Ratio-spliced using overlapping data in 2002: (ratio = 100%). |

2 Harmonised series

— GMD estimate ● IMF GFS



Maldives

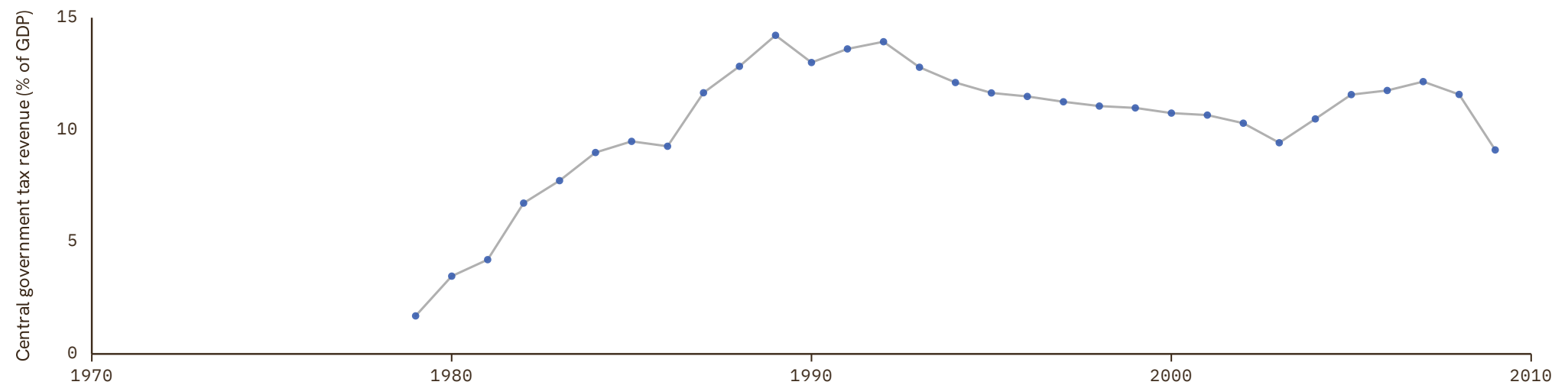
COVERAGE
1979–2009UNIT
in %

1 Source composition

| SOURCE | CODE | TIME SPAN | NOTES |
|------------------------------------|---------|-------------|---|
| International Monetary Fund (2024) | IMF GFS | 1979 - 2009 | Ratio-spliced using overlapping data in 2010: (ratio = 100%). |

2 Harmonised series

— GMD estimate ● IMF GFS



Mali

COVERAGE
1967-2024

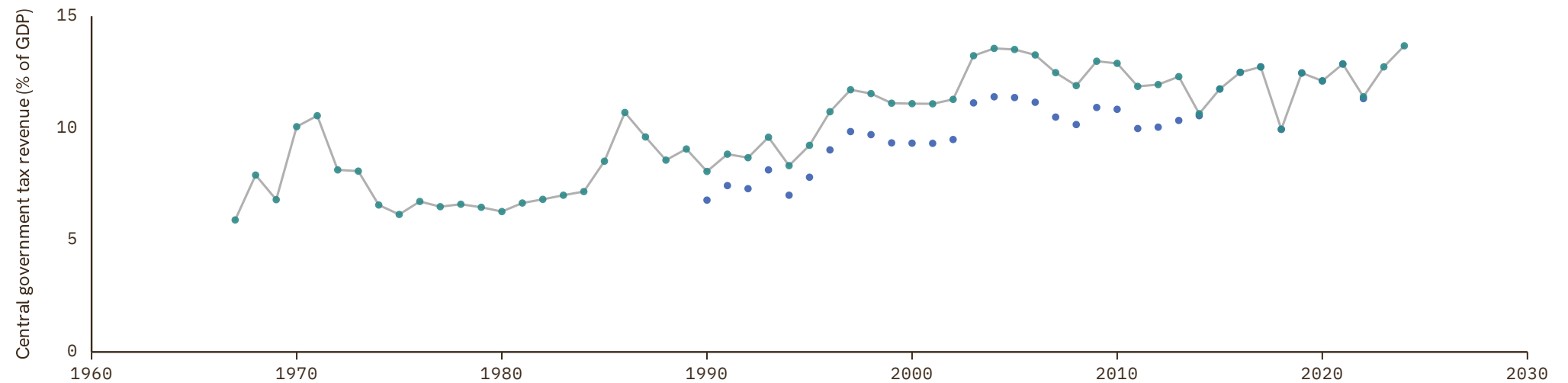
UNIT
in %

1 Source composition

| SOURCE | CODE | TIME SPAN | NOTES |
|--------------|-------|-------------|--|
| BCEAO (2024) | BCEAO | 1967 - 2024 | Baseline source, overlaps with anchor year 2015. |

2 Harmonised series

— GMD estimate ● AFRISTAT ● BCEAO



Malta

COVERAGE
1995–2024

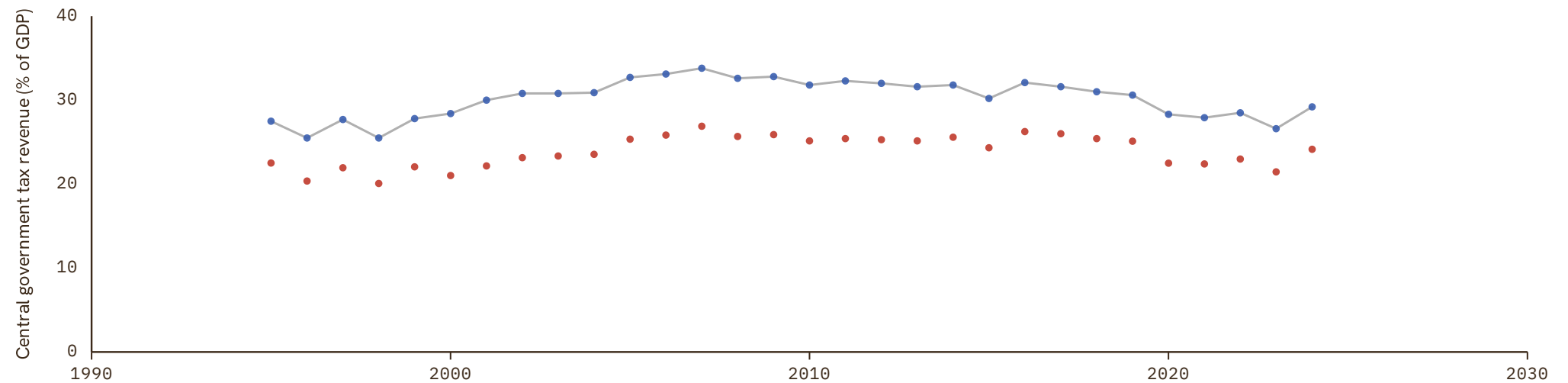
UNIT
in %

1 Source composition

| SOURCE | CODE | TIME SPAN | NOTES |
|-----------------|------|-------------|--|
| Eurostat (2025) | EUS | 1995 - 2024 | Baseline source, overlaps with anchor year 2015. |

2 Harmonised series

— GMD estimate ● EUS ● IMF GFS



Mauritania

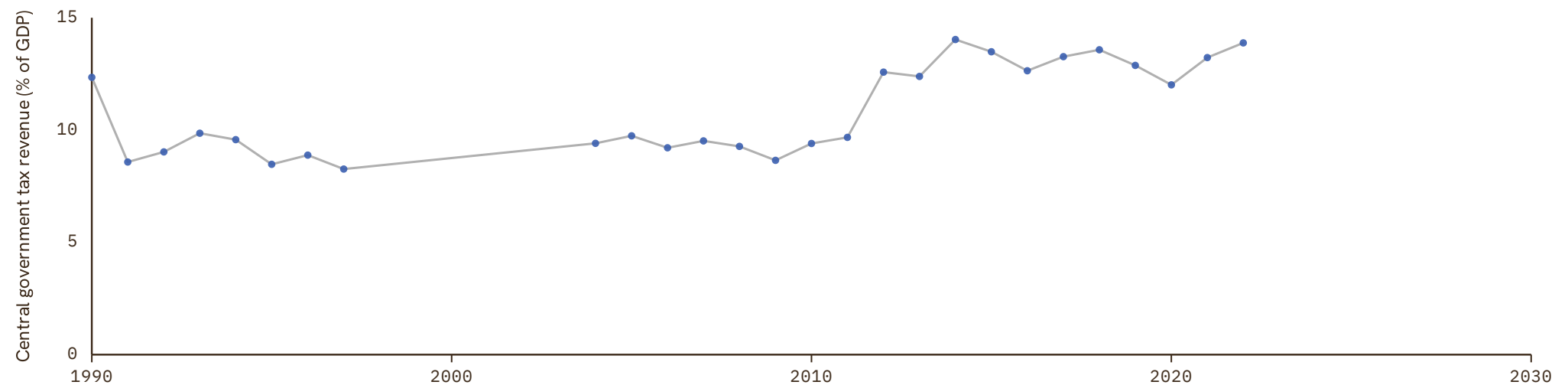
COVERAGE
1990–2022UNIT
in %

1 Source composition

| SOURCE | CODE | TIME SPAN | NOTES |
|----------------------|----------|-------------|--|
| African Union (2024) | AFRISTAT | 1990 - 2022 | Baseline source, overlaps with anchor year 2015. |

2 Harmonised series

— GMD estimate ● AFRISTAT



Mauritius

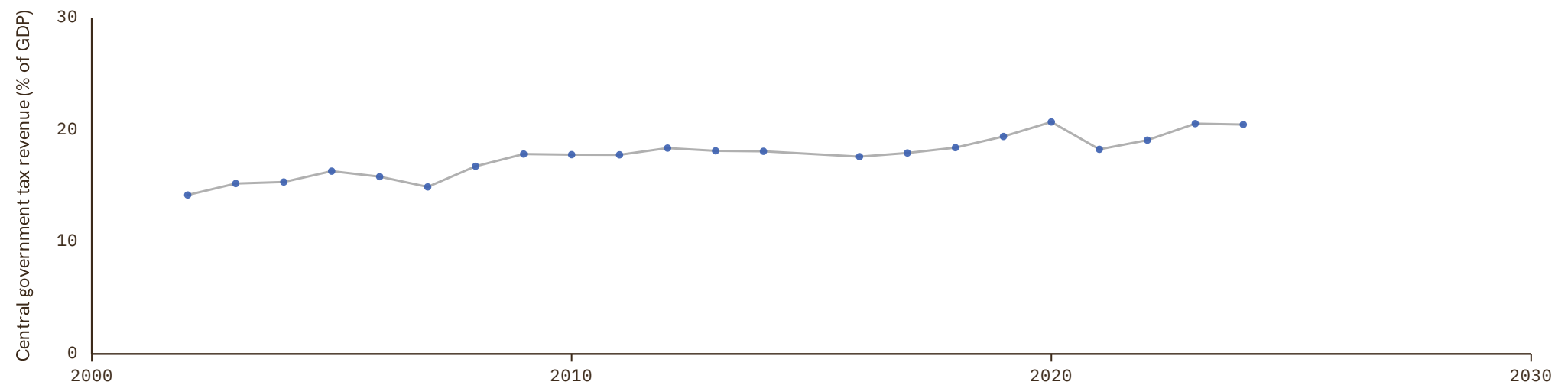
COVERAGE
2002–2024UNIT
in %

1 Source composition

| SOURCE | CODE | TIME SPAN | NOTES |
|--|---------|-------------|--|
| International Monetary Fund (2024) | IMF GFS | 2002 - 2024 | Baseline source, overlaps with anchor year 2015. |

2 Harmonised series

— GMD estimate ● IMF GFS



Mexico

COVERAGE
1925-2023

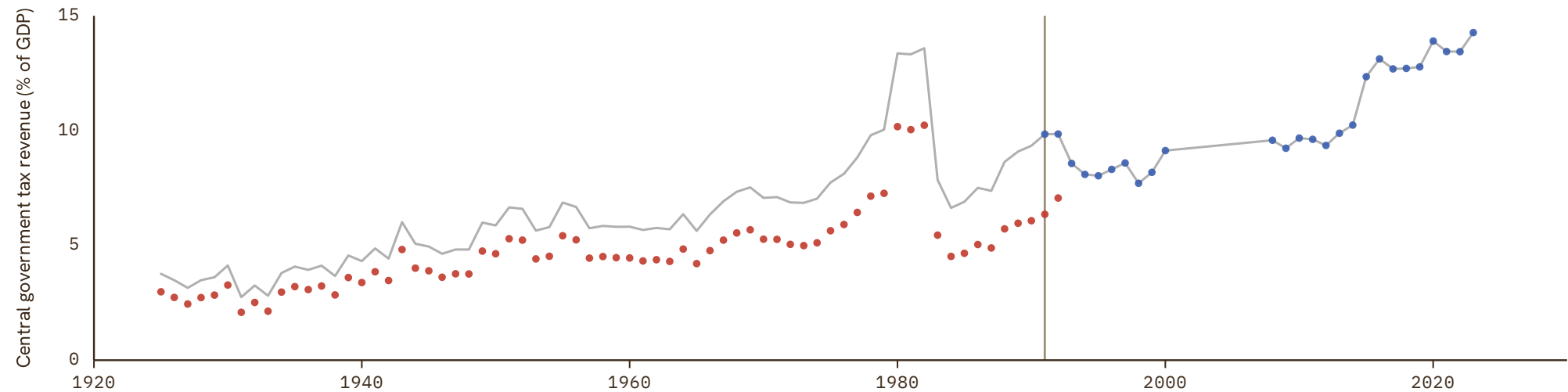
UNIT
in %

1 Source composition

| SOURCE | CODE | TIME SPAN | NOTES |
|--|----------|-------------|---|
| Brian Mitchell (2013) | Mitchell | 1925 - 1990 | Ratio-spliced using overlapping data in 1991: (ratio = 100%). |
| International Monetary Fund (2024) | IMF GFS | 1991 - 2023 | Baseline source, overlaps with anchor year 2015. |

2 Harmonised series

— GMD estimate | Source change ● IMF GFS ● Mitchell



Moldova

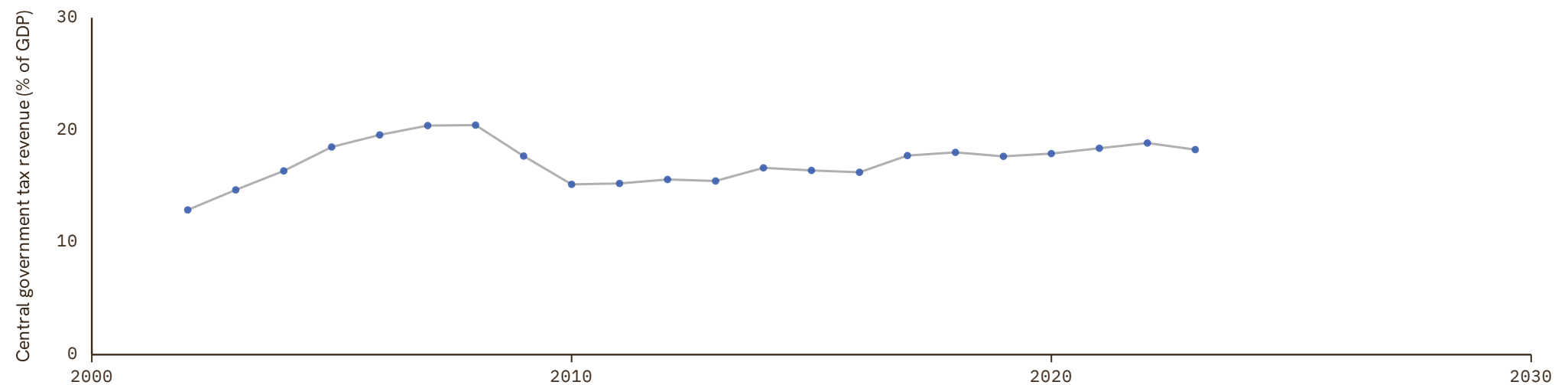
COVERAGE
2002–2023UNIT
in %

1 Source composition

| SOURCE | CODE | TIME SPAN | NOTES |
|--|---------|-------------|--|
| International Monetary Fund (2024) | IMF GFS | 2002 - 2023 | Baseline source, overlaps with anchor year 2015. |

2 Harmonised series

— GMD estimate ● IMF GFS



Mongolia

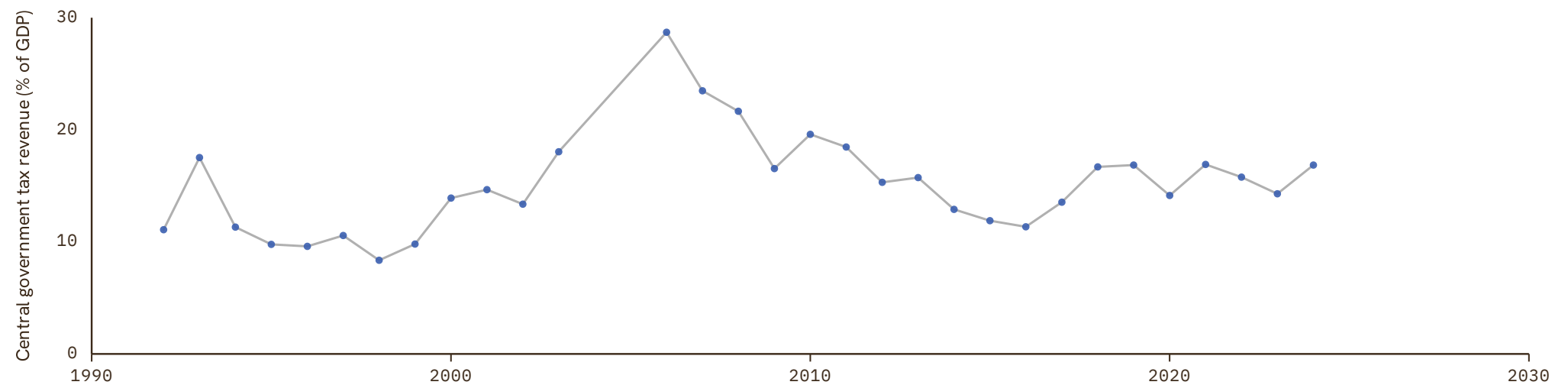
COVERAGE
1992–2024UNIT
in %

1 Source composition

| SOURCE | CODE | TIME SPAN | NOTES |
|--|---------|-------------|--|
| International Monetary Fund (2024) | IMF GFS | 1992 - 2024 | Baseline source, overlaps with anchor year 2015. |

2 Harmonised series

— GMD estimate ● IMF GFS



Morocco

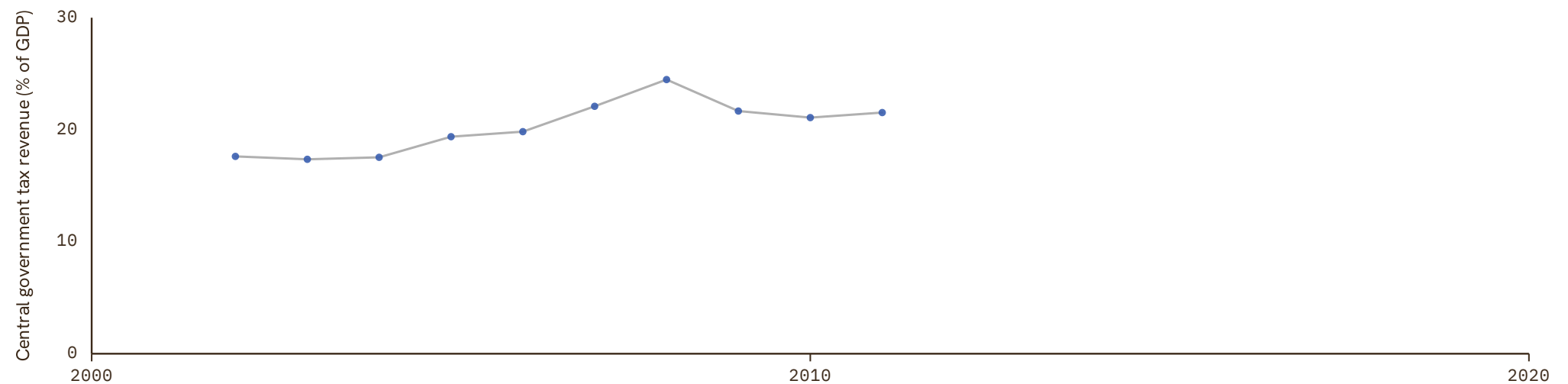
COVERAGE
2002–2011UNIT
in %

1 Source composition

| SOURCE | CODE | TIME SPAN | NOTES |
|------------------------------------|---------|-------------|---|
| International Monetary Fund (2024) | IMF GFS | 2002 - 2011 | Ratio-spliced using overlapping data in 2012: (ratio = 100%). |

2 Harmonised series

— GMD estimate ● IMF GFS



Myanmar

COVERAGE
2012–2019

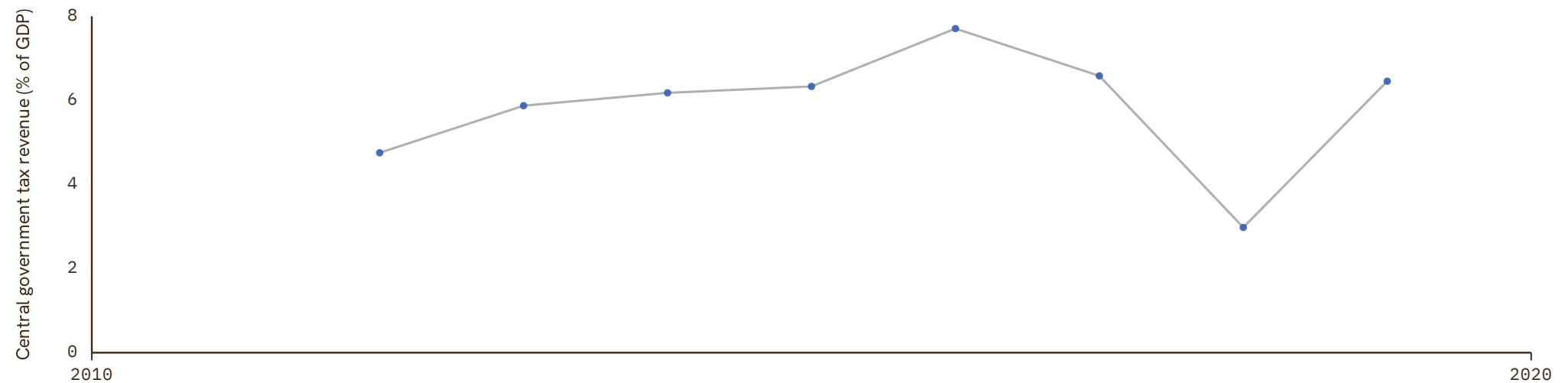
UNIT
in %

1 Source composition

| SOURCE | CODE | TIME SPAN | NOTES |
|--|---------|-------------|--|
| International Monetary Fund (2024) | IMF GFS | 2012 - 2019 | Baseline source, overlaps with anchor year 2015. |

2 Harmonised series

— GMD estimate ● IMF GFS



Namibia

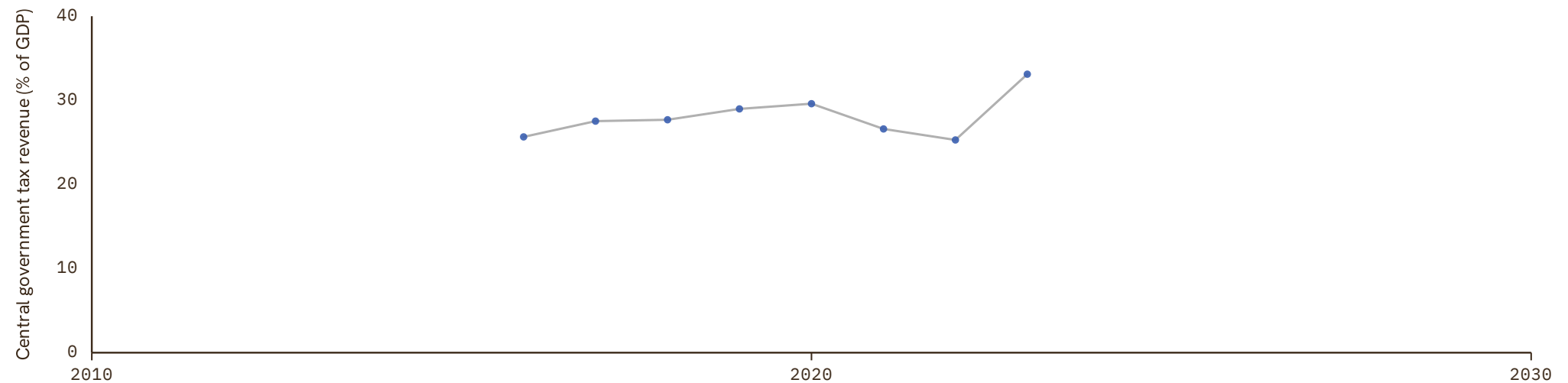
COVERAGE
2016–2023UNIT
in %

1 Source composition

| SOURCE | CODE | TIME SPAN | NOTES |
|------------------------------------|---------|-------------|---|
| International Monetary Fund (2024) | IMF GFS | 2016 - 2023 | Ratio-spliced using overlapping data in 2024: (ratio = 100%). |

2 Harmonised series

— GMD estimate ● IMF GFS



Nepal

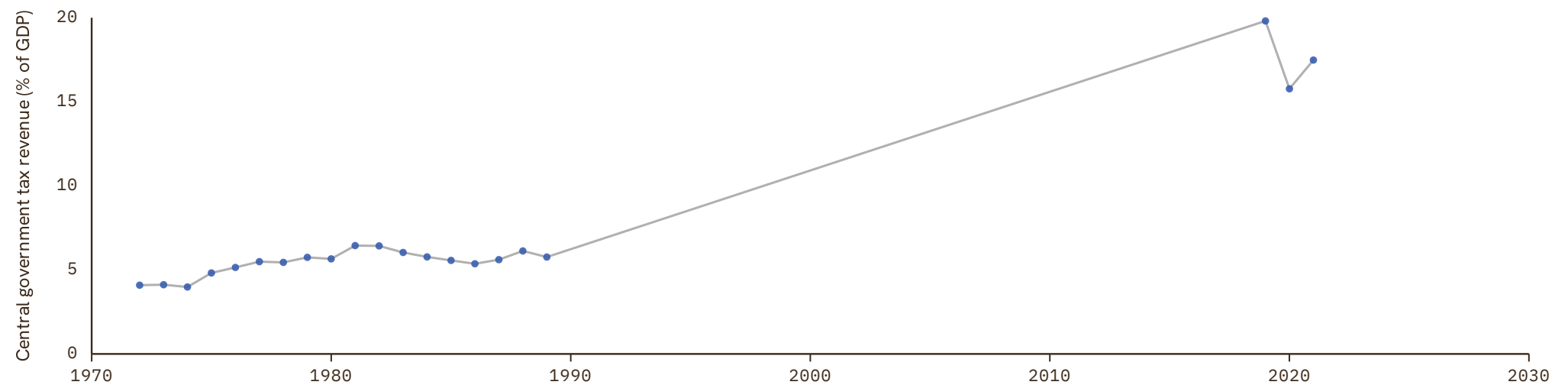
COVERAGE
1972–2021UNIT
in %

1 Source composition

| SOURCE | CODE | TIME SPAN | NOTES |
|------------------------------------|---------|-------------|--|
| International Monetary Fund (2024) | IMF GFS | 1972 - 2021 | Baseline source, overlaps with anchor year 2015. |

2 Harmonised series

— GMD estimate ● IMF GFS



Netherlands

COVERAGE
1807-2024

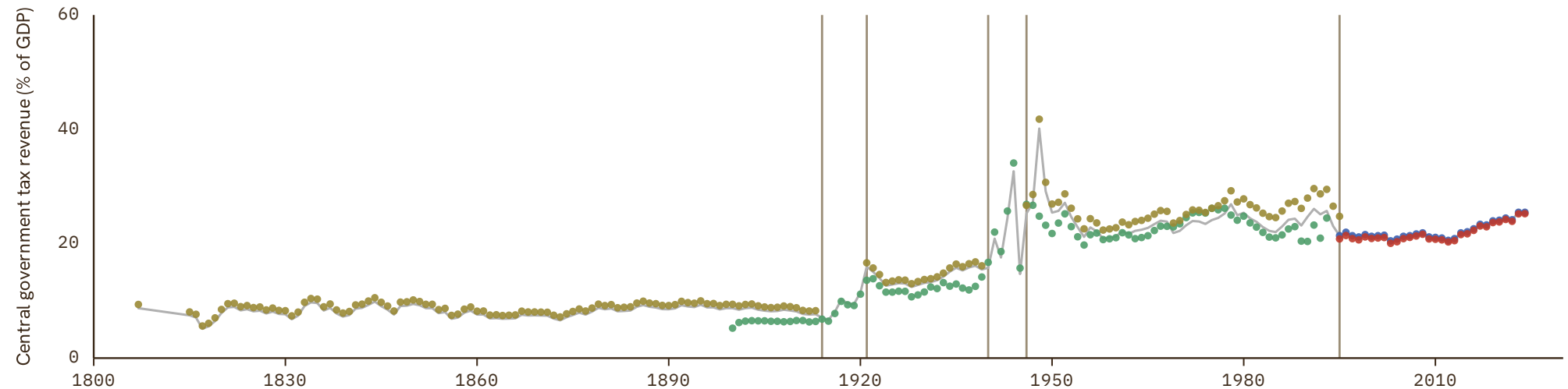
UNIT
in %

1 Source composition

| SOURCE | CODE | TIME SPAN | NOTES |
|-----------------------|----------|-------------|---|
| CBS et al. (2001) | CS2 NLD | 1807 - 1913 | Ratio-spliced using overlapping data in 1914: (ratio = 100%). |
| Brian Mitchell (2013) | Mitchell | 1914 - 1920 | Ratio-spliced using overlapping data in 1921: (ratio = 100%). |
| CBS et al. (2001) | CS2 NLD | 1921 - 1939 | Ratio-spliced using overlapping data in 1940: (ratio = 100%). |
| Brian Mitchell (2013) | Mitchell | 1940 - 1945 | Ratio-spliced using overlapping data in 1946: (ratio = 100%). |
| CBS et al. (2001) | CS2 NLD | 1946 - 1994 | Ratio-spliced using overlapping data in 1995: (ratio = 100%). |
| Eurostat (2025) | EUS | 1995 - 2024 | Baseline source, overlaps with anchor year 2015. |

2 Harmonised series

— GMD estimate | Source change ● EUS ● IMF GFS ● Mitchell ● CS2



New Zealand

COVERAGE
1931-2025

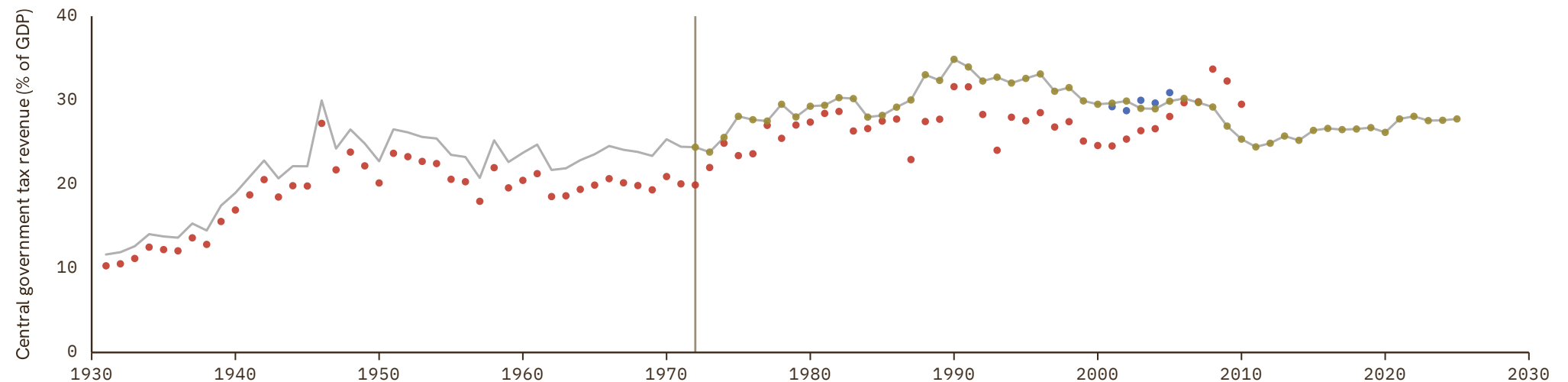
UNIT
in %

1 Source composition

| SOURCE | CODE | TIME SPAN | NOTES |
|---|----------|-------------|---|
| Brian Mitchell (2013) | Mitchell | 1931 - 1971 | Ratio-spliced using overlapping data in 1972: (ratio = 100%). |
| New Zealand Treasury (2026) | CS2 NZL | 1972 - 2025 | Baseline source, overlaps with anchor year 2015. |

2 Harmonised series

— GMD estimate | Source change ● IMF GFS ● Mitchell ● CS2



Nicaragua

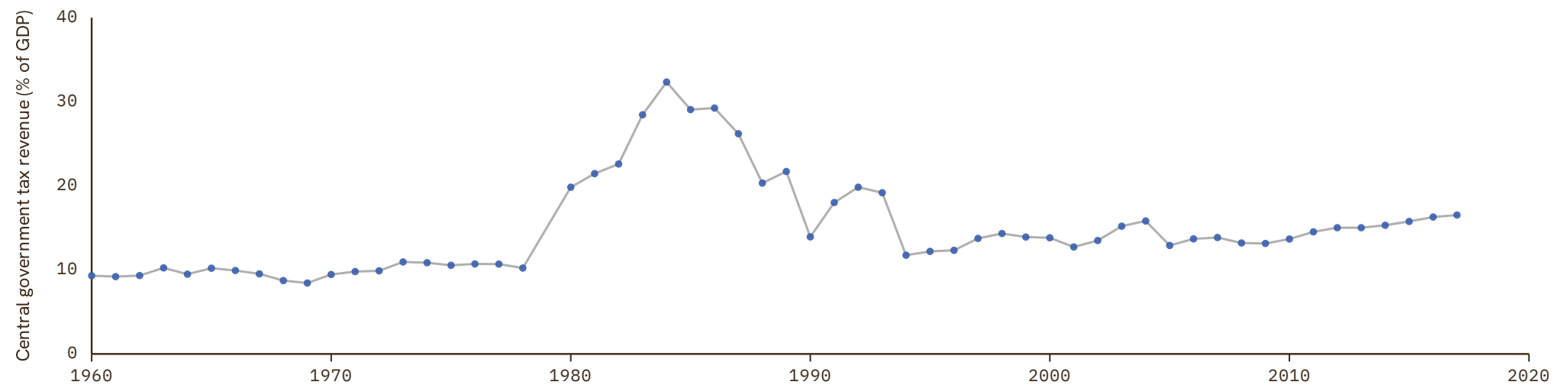
COVERAGE
1960–2017UNIT
in %

1 Source composition

| SOURCE | CODE | TIME SPAN | NOTES |
|--|-------------|-------------|--|
| Consejo Monetario Centroamericano (2017) | SECMCA HIST | 1960 - 2017 | Baseline source, overlaps with anchor year 2015. |

2 Harmonised series

— GMD estimate ● SECMCA HIST



Niger

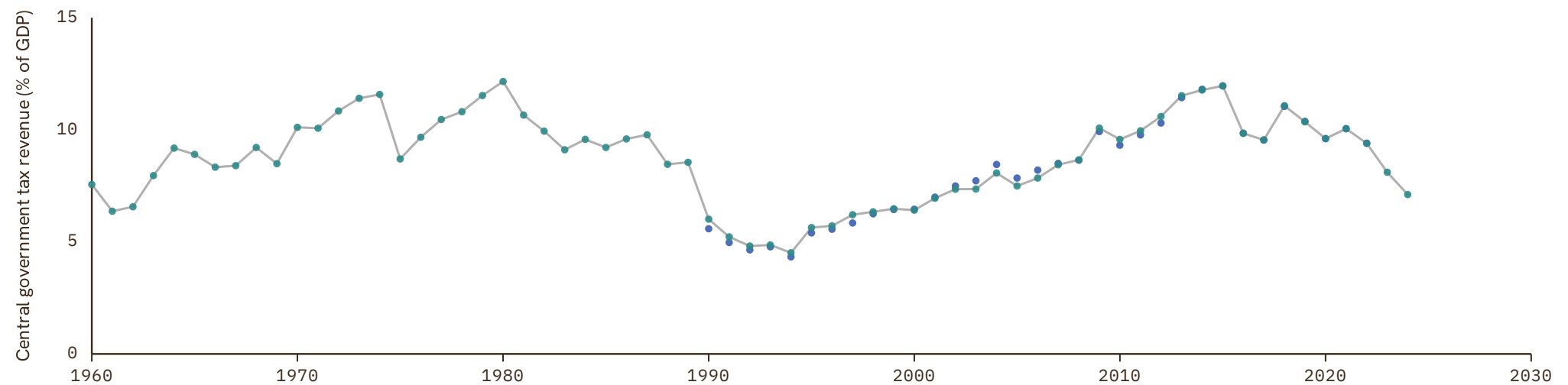
COVERAGE
1960–2024UNIT
in %

1 Source composition

| SOURCE | CODE | TIME SPAN | NOTES |
|--------------|-------|-------------|--|
| BCEAO (2024) | BCEAO | 1960 - 2024 | Baseline source, overlaps with anchor year 2015. |

2 Harmonised series

— GMD estimate ● AFRISTAT ● BCEAO



Norway

COVERAGE
1865–2025

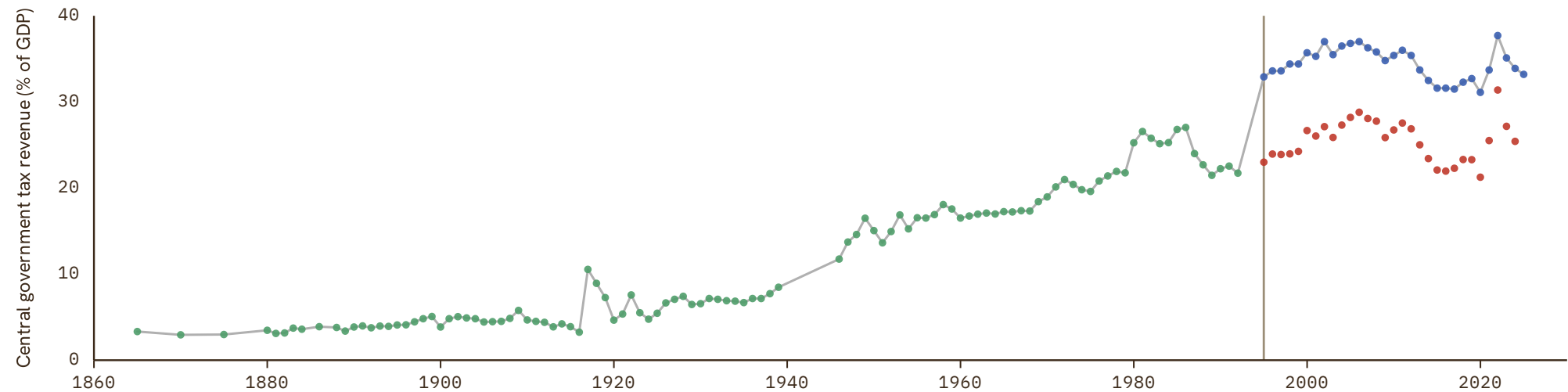
UNIT
in %

1 Source composition

| SOURCE | CODE | TIME SPAN | NOTES |
|---------------------------------------|----------|-------------|---|
| Brian Mitchell (2013) | Mitchell | 1865 - 1992 | Ratio-spliced using overlapping data in 1993: (ratio = 100%). |
| Eurostat (2025) | EUS | 1995 - 2025 | Baseline source, overlaps with anchor year 2015. |

2 Harmonised series

— GMD estimate | Source change ● EUS ● IMF GFS ● Mitchell



Pakistan

COVERAGE
1950-2007

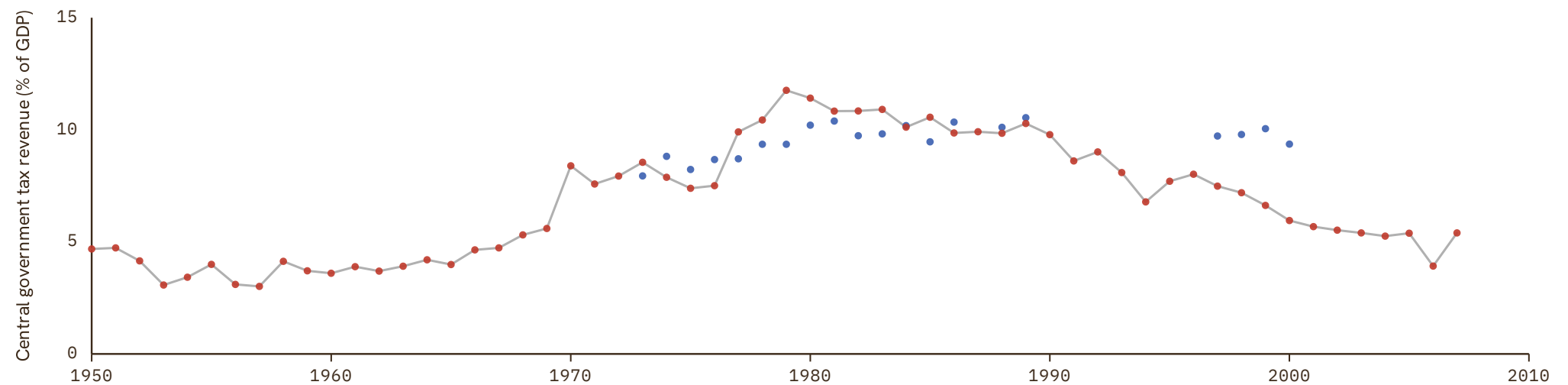
UNIT
in %

1 Source composition

| SOURCE | CODE | TIME SPAN | NOTES |
|-----------------------|----------|-------------|---|
| Brian Mitchell (2013) | Mitchell | 1950 - 2007 | Ratio-spliced using overlapping data in 2008: (ratio = 100%). |

2 Harmonised series

— GMD estimate ● IMF GFS ● Mitchell



Palestine

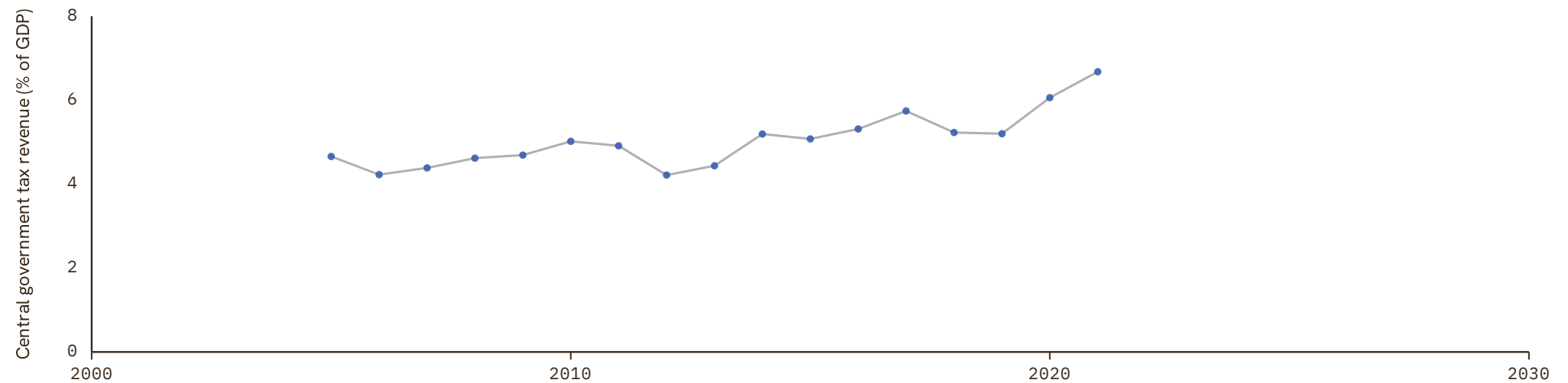
COVERAGE
2005–2021UNIT
in %

1 Source composition

| SOURCE | CODE | TIME SPAN | NOTES |
|--|---------|-------------|--|
| International Monetary Fund (2024) | IMF GFS | 2005 - 2021 | Baseline source, overlaps with anchor year 2015. |

2 Harmonised series

— GMD estimate ● IMF GFS



Paraguay

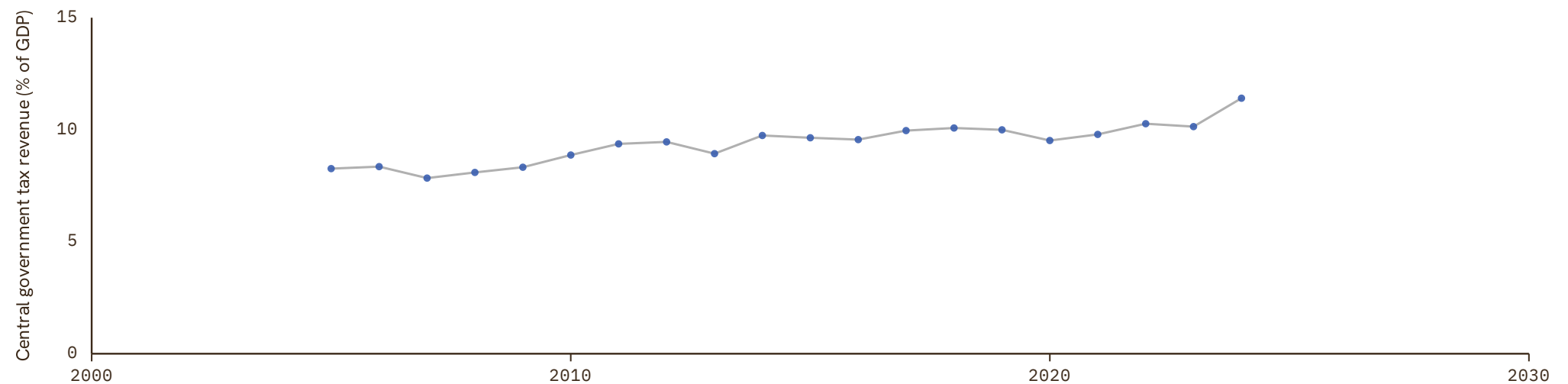
COVERAGE
2005–2024UNIT
in %

1 Source composition

| SOURCE | CODE | TIME SPAN | NOTES |
|--|---------|-------------|--|
| International Monetary Fund (2024) | IMF GFS | 2005 - 2024 | Baseline source, overlaps with anchor year 2015. |

2 Harmonised series

— GMD estimate ● IMF GFS



Peru

COVERAGE
1942–2021

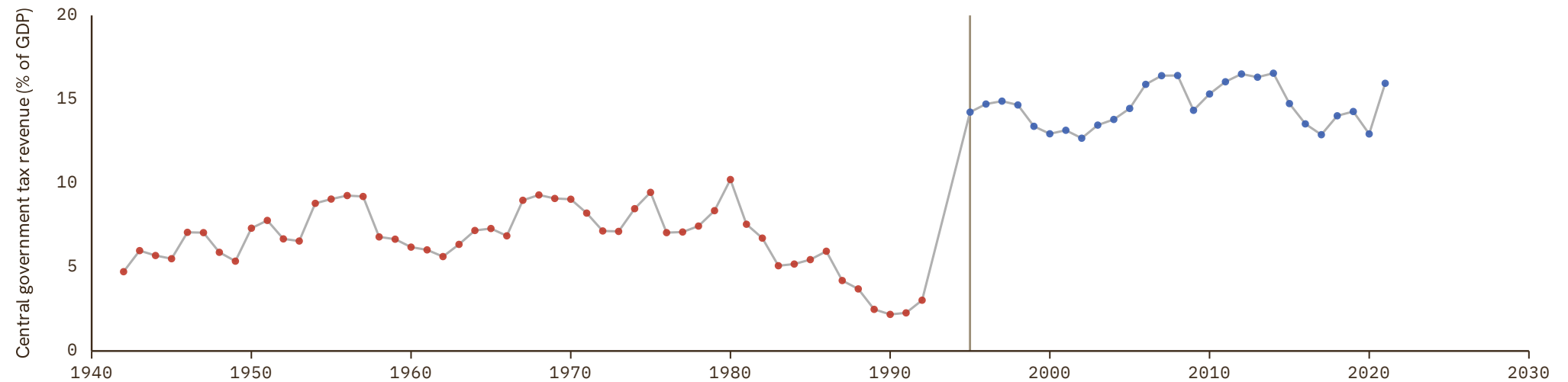
UNIT
in %

1 Source composition

| SOURCE | CODE | TIME SPAN | NOTES |
|--|----------|-------------|---|
| Brian Mitchell (2013) | Mitchell | 1942 - 1992 | Ratio-spliced using overlapping data in 1993: (ratio = 100%). |
| International Monetary Fund (2024) | IMF GFS | 1995 - 2021 | Baseline source, overlaps with anchor year 2015. |

2 Harmonised series

— GMD estimate | | Source change ● IMF GFS ● Mitchell



Philippines

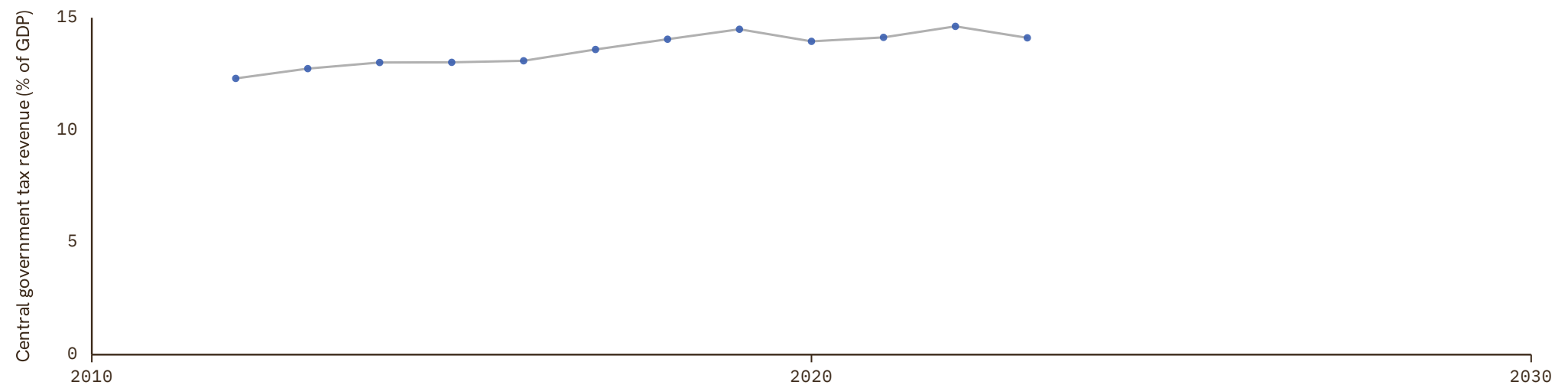
COVERAGE
2012–2023UNIT
in %

1 Source composition

| SOURCE | CODE | TIME SPAN | NOTES |
|------------------------------------|---------|-------------|--|
| International Monetary Fund (2024) | IMF GFS | 2012 - 2023 | Baseline source, overlaps with anchor year 2015. |

2 Harmonised series

— GMD estimate ● IMF GFS



Poland

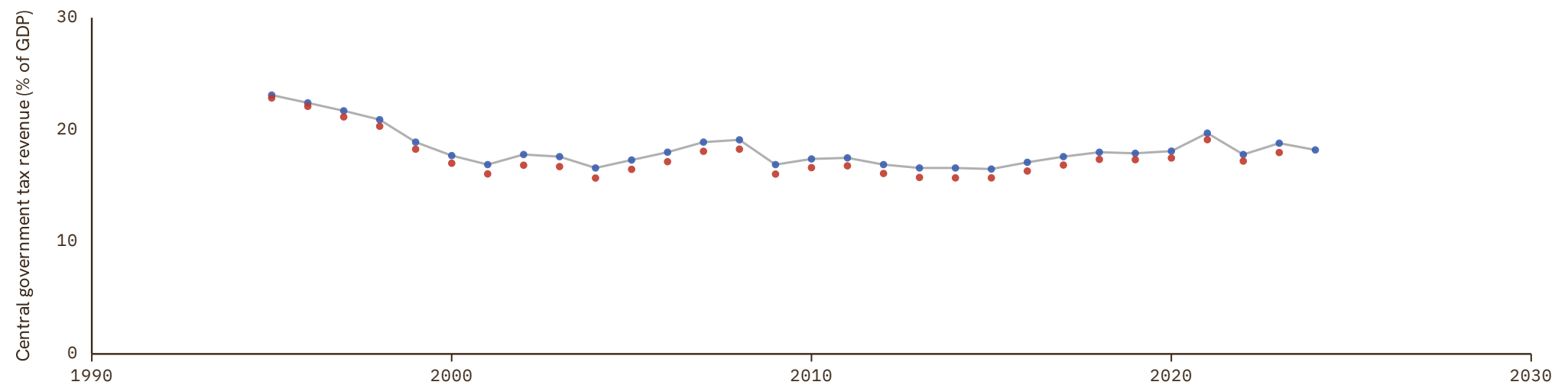
COVERAGE
1995–2024UNIT
in %

1 Source composition

| SOURCE | CODE | TIME SPAN | NOTES |
|---------------------------------|------|-------------|--|
| Eurostat (2025) | EUS | 1995 - 2024 | Baseline source, overlaps with anchor year 2015. |

2 Harmonised series

— GMD estimate ● EUS ● IMF GFS



Portugal

COVERAGE
1837-2025

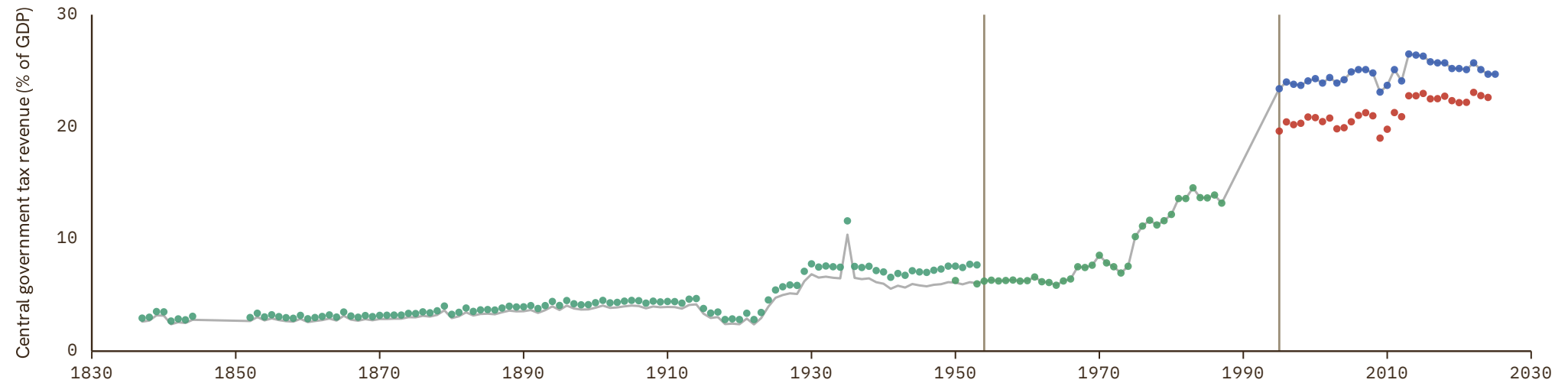
UNIT
in %

1 Source composition

| SOURCE | CODE | TIME SPAN | NOTES |
|--|----------|-------------|---|
| Inst. Nacional de Estatística (2001) | CS1 PRT | 1837 - 1953 | Ratio-spliced using overlapping data in 1954: (ratio = 100%). |
| Brian Mitchell (2013) | Mitchell | 1954 - 1987 | Ratio-spliced using overlapping data in 1988: (ratio = 100%). |
| Eurostat (2025) | EUS | 1995 - 2025 | Baseline source, overlaps with anchor year 2015. |

2 Harmonised series

— GMD estimate | Source change ● EUS ● IMF GFS ● Mitchell ● CS1



Republic of the Congo

COVERAGE
2001-2021

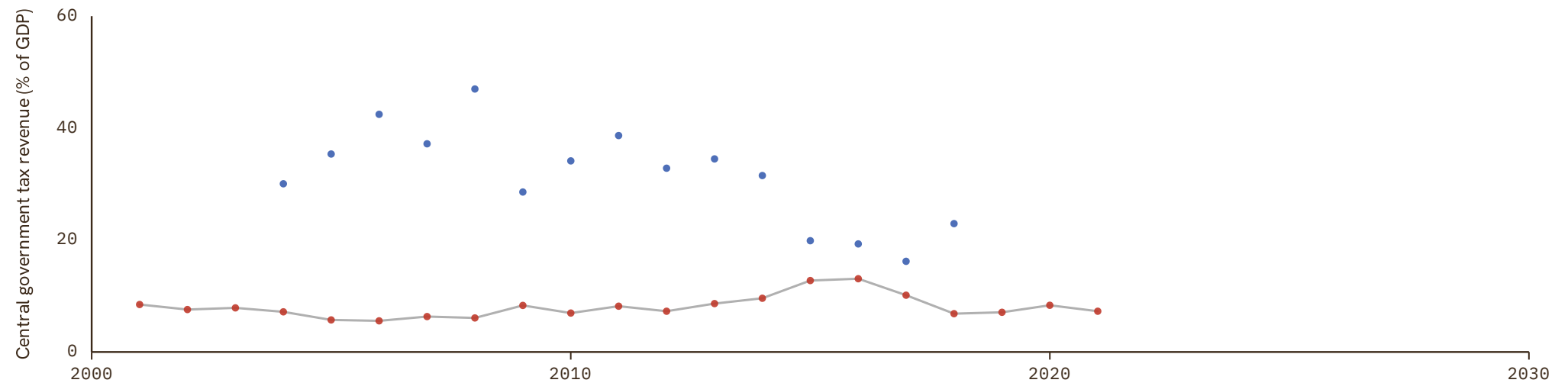
UNIT
in %

1 Source composition

| SOURCE | CODE | TIME SPAN | NOTES |
|------------------------------------|---------|-------------|--|
| International Monetary Fund (2024) | IMF GFS | 2001 - 2021 | Baseline source, overlaps with anchor year 2015. |

2 Harmonised series

— GMD estimate ● AFRISTAT ● IMF GFS



Romania

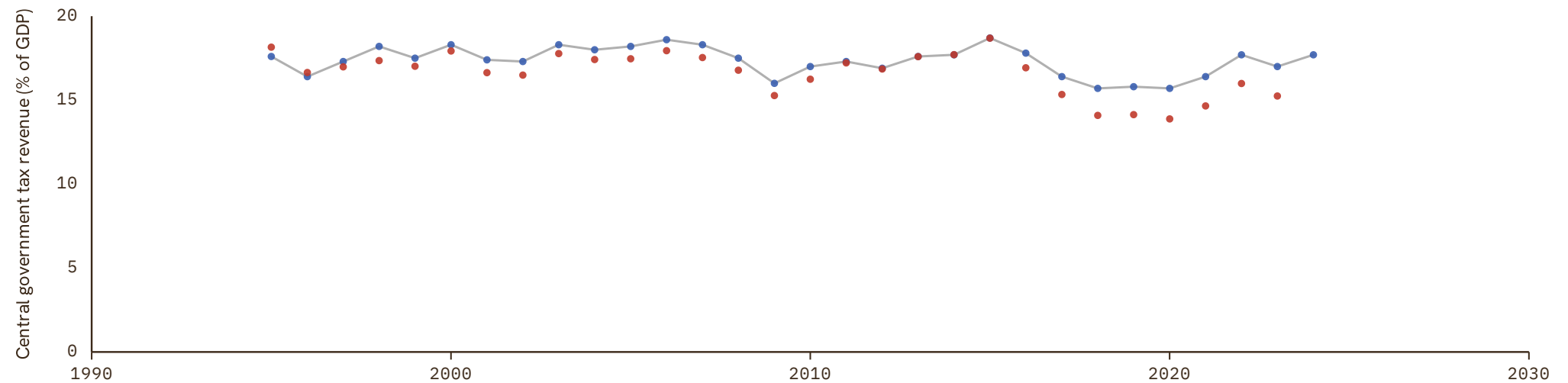
COVERAGE
1995–2024UNIT
in %

1 Source composition

| SOURCE | CODE | TIME SPAN | NOTES |
|---------------------------------|------|-------------|--|
| Eurostat (2025) | EUS | 1995 - 2024 | Baseline source, overlaps with anchor year 2015. |

2 Harmonised series

— GMD estimate ● EUS ● IMF GFS



Russian Federation

COVERAGE
1928-2024

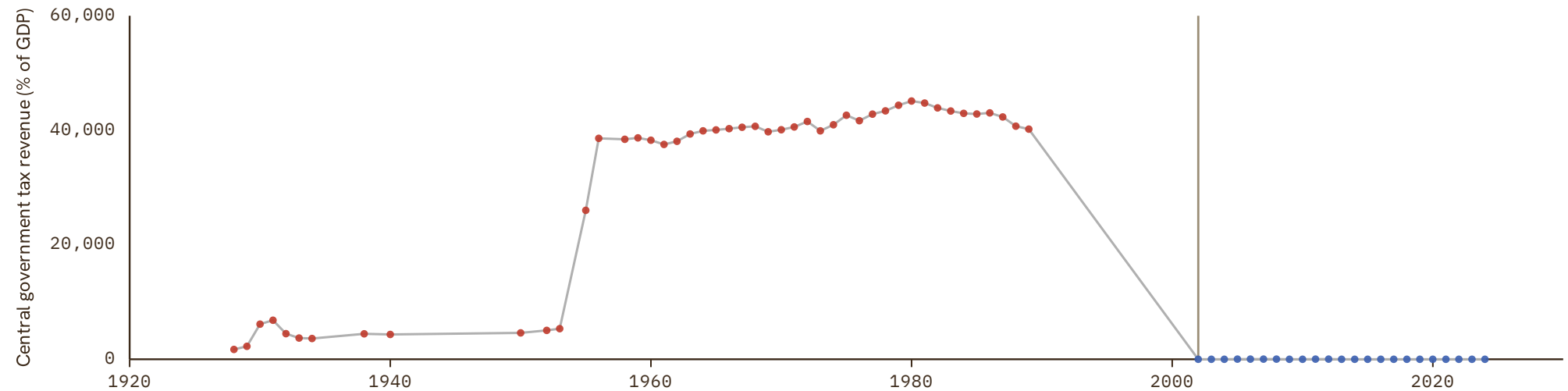
UNIT
in %

1 Source composition

| SOURCE | CODE | TIME SPAN | NOTES |
|--|----------|-------------|---|
| Brian Mitchell (2013) | Mitchell | 1928 - 1989 | Ratio-spliced using overlapping data in 1990: (ratio = 100%). |
| International Monetary Fund (2024) | IMF GFS | 2002 - 2024 | Baseline source, overlaps with anchor year 2015. |

2 Harmonised series

— GMD estimate | Source change ● IMF GFS ● Mitchell



Rwanda

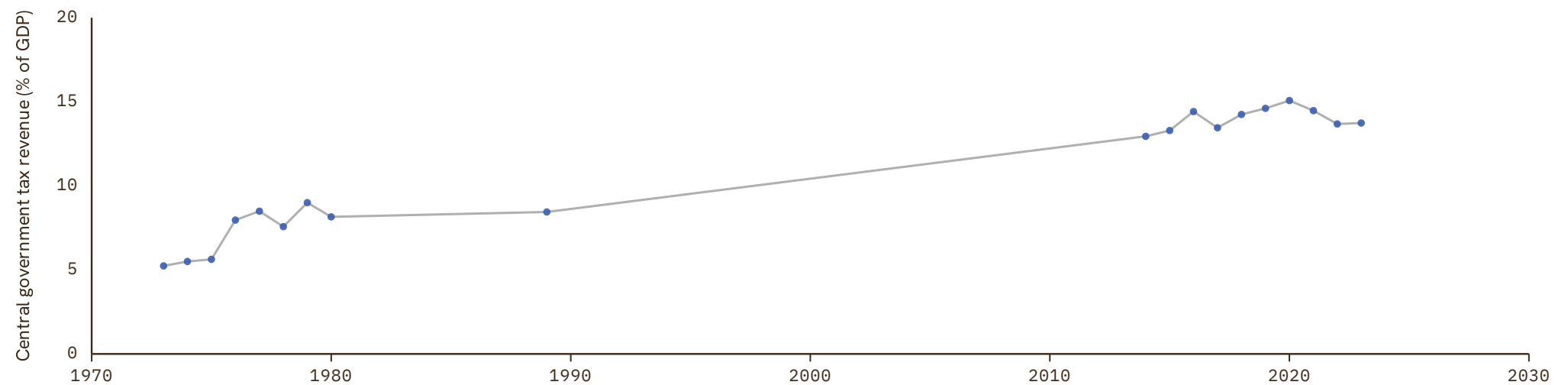
COVERAGE
1973–2023UNIT
in %

1 Source composition

| SOURCE | CODE | TIME SPAN | NOTES |
|------------------------------------|---------|-------------|--|
| International Monetary Fund (2024) | IMF GFS | 1973 - 2023 | Baseline source, overlaps with anchor year 2015. |

2 Harmonised series

— GMD estimate ● IMF GFS



Sao Tome and Principe

COVERAGE
1999–2022

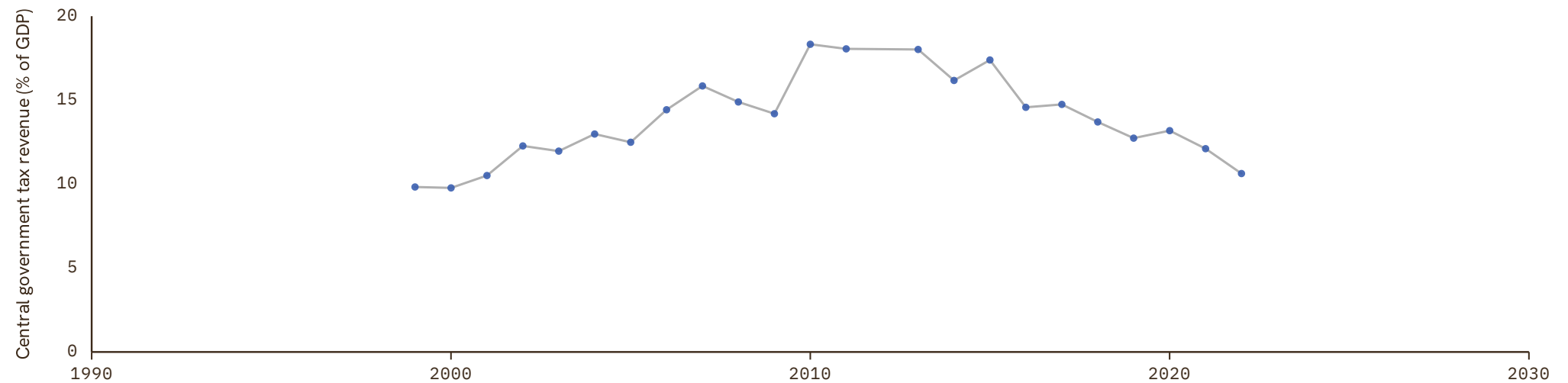
UNIT
in %

1 Source composition

| SOURCE | CODE | TIME SPAN | NOTES |
|----------------------|----------|-------------|--|
| African Union (2024) | AFRISTAT | 1999 - 2022 | Baseline source, overlaps with anchor year 2015. |

2 Harmonised series

— GMD estimate ● AFRISTAT



Saudi Arabia

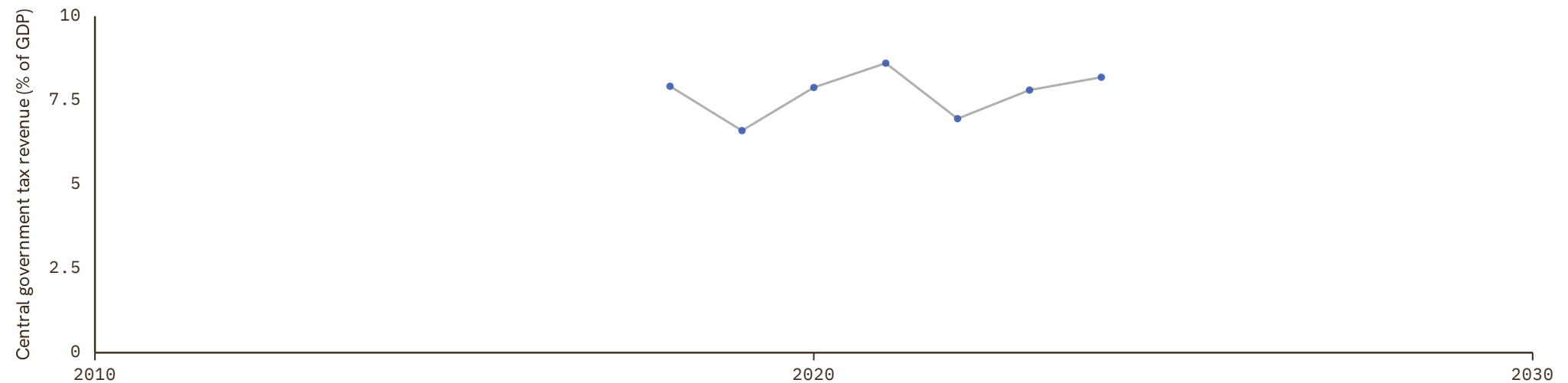
COVERAGE
2018–2024UNIT
in %

1 Source composition

| SOURCE | CODE | TIME SPAN | NOTES |
|------------------------------------|---------|-------------|---|
| International Monetary Fund (2024) | IMF GFS | 2018 - 2024 | Ratio-spliced using overlapping data in 2025: (ratio = 100%). |

2 Harmonised series

— GMD estimate ● IMF GFS



Senegal

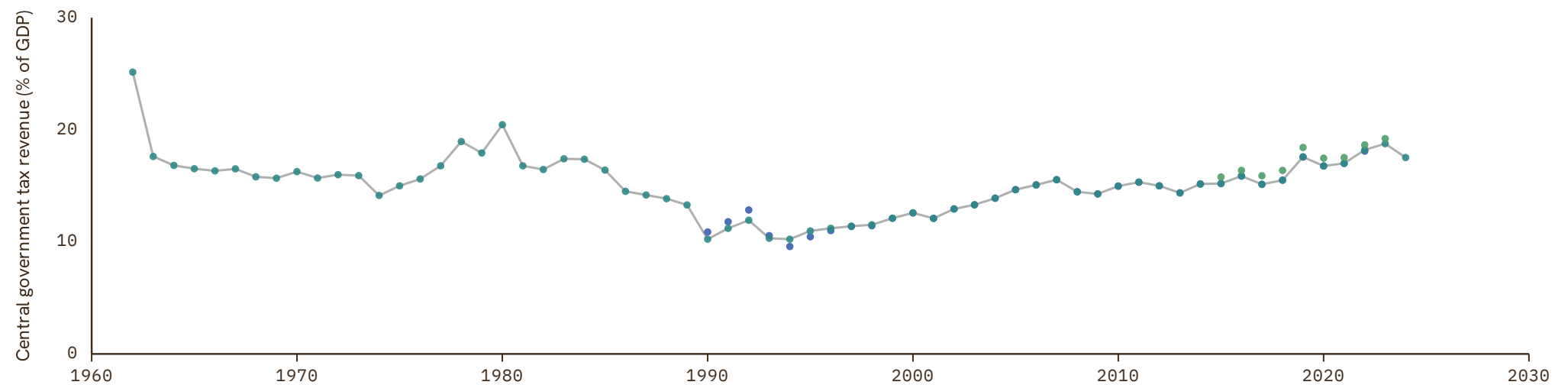
COVERAGE
1962–2024UNIT
in %

1 Source composition

| SOURCE | CODE | TIME SPAN | NOTES |
|--------------|-------|-------------|--|
| BCEAO (2024) | BCEAO | 1962 - 2024 | Baseline source, overlaps with anchor year 2015. |

2 Harmonised series

— GMD estimate ● AFRISTAT ● BCEAO ● IMF GFS



Serbia

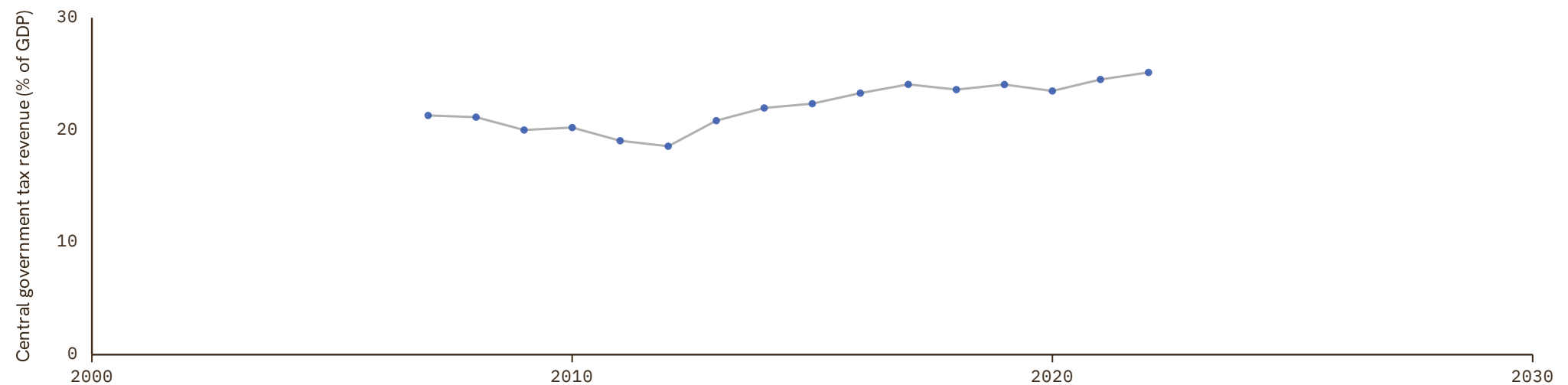
COVERAGE
2007–2022UNIT
in %

1 Source composition

| SOURCE | CODE | TIME SPAN | NOTES |
|--|---------|-------------|--|
| International Monetary Fund (2024) | IMF GFS | 2007 - 2022 | Baseline source, overlaps with anchor year 2015. |

2 Harmonised series

— GMD estimate ● IMF GFS



Seychelles

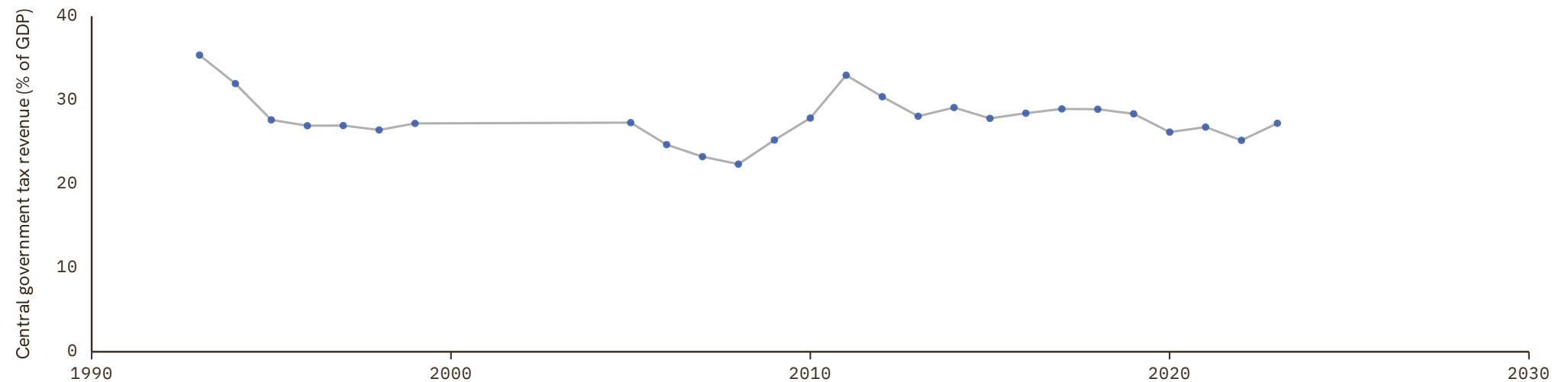
COVERAGE
1993–2023UNIT
in %

1 Source composition

| SOURCE | CODE | TIME SPAN | NOTES |
|--|---------|-------------|--|
| International Monetary Fund (2024) | IMF GFS | 1993 - 2023 | Baseline source, overlaps with anchor year 2015. |

2 Harmonised series

— GMD estimate ● IMF GFS



Singapore

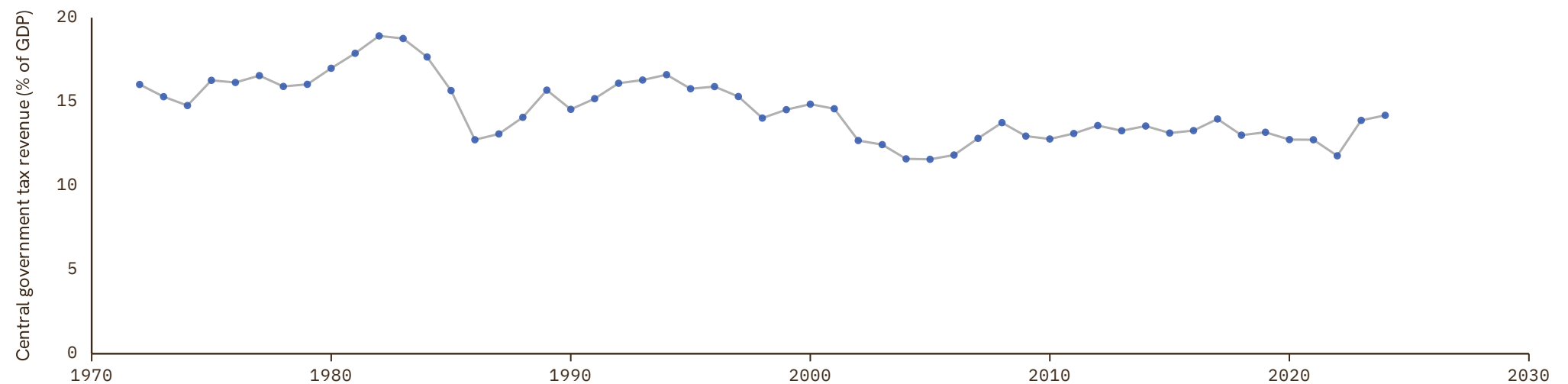
COVERAGE
1972–2024UNIT
in %

1 Source composition

| SOURCE | CODE | TIME SPAN | NOTES |
|--|---------|-------------|--|
| International Monetary Fund (2024) | IMF GFS | 1972 - 2024 | Baseline source, overlaps with anchor year 2015. |

2 Harmonised series

— GMD estimate ● IMF GFS



Slovakia

COVERAGE
1995–2025UNIT
in %

1 Source composition

| SOURCE | CODE | TIME SPAN | NOTES |
|---------------------------------|------|-------------|--|
| Eurostat (2025) | EUS | 1995 - 2025 | Baseline source, overlaps with anchor year 2015. |

2 Harmonised series

— GMD estimate ● EUS ● IMF GFS



Slovenia

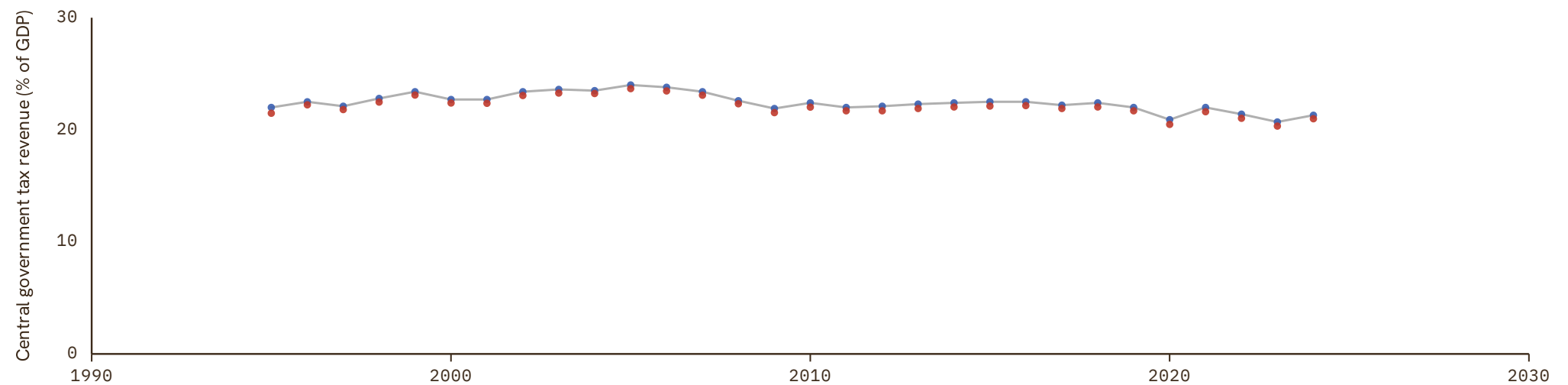
COVERAGE
1995–2024UNIT
in %

1 Source composition

| SOURCE | CODE | TIME SPAN | NOTES |
|---------------------------------|------|-------------|--|
| Eurostat (2025) | EUS | 1995 - 2024 | Baseline source, overlaps with anchor year 2015. |

2 Harmonised series

— GMD estimate ● EUS ● IMF GFS



Somalia

COVERAGE

2017–2024

UNIT

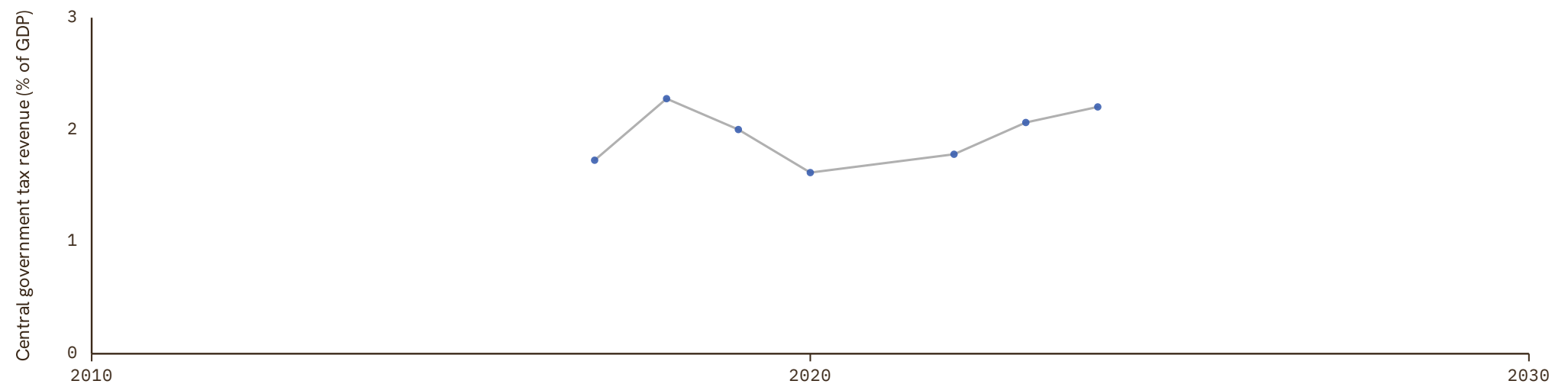
in %

1 Source composition

| SOURCE | CODE | TIME SPAN | NOTES |
|------------------------------------|---------|-------------|---|
| International Monetary Fund (2024) | IMF GFS | 2017 - 2024 | Ratio-spliced using overlapping data in 2025: (ratio = 100%). |

2 Harmonised series

— GMD estimate ● IMF GFS



South Africa

COVERAGE
1993–2024

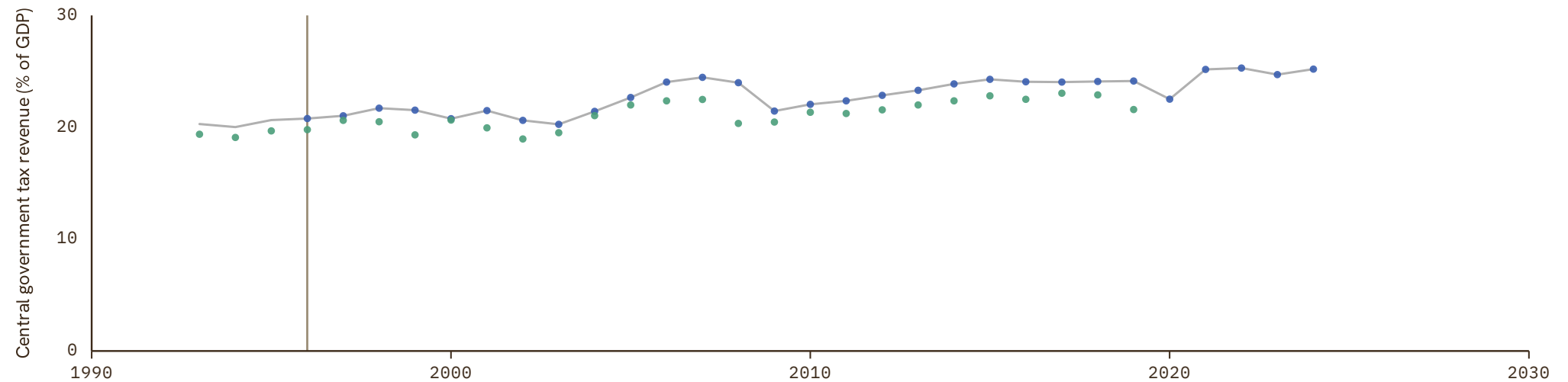
UNIT
in %

1 Source composition

| SOURCE | CODE | TIME SPAN | NOTES |
|--|---------|-------------|---|
| South African Reserve Bank (2024) | CS1 ZAF | 1993 - 1995 | Ratio-spliced using overlapping data in 1996: (ratio = 100%). |
| International Monetary Fund (2024) | IMF GFS | 1996 - 2024 | Baseline source, overlaps with anchor year 2015. |

2 Harmonised series

— GMD estimate | Source change ● IMF GFS ● CS1



South Korea

COVERAGE
1911-2026

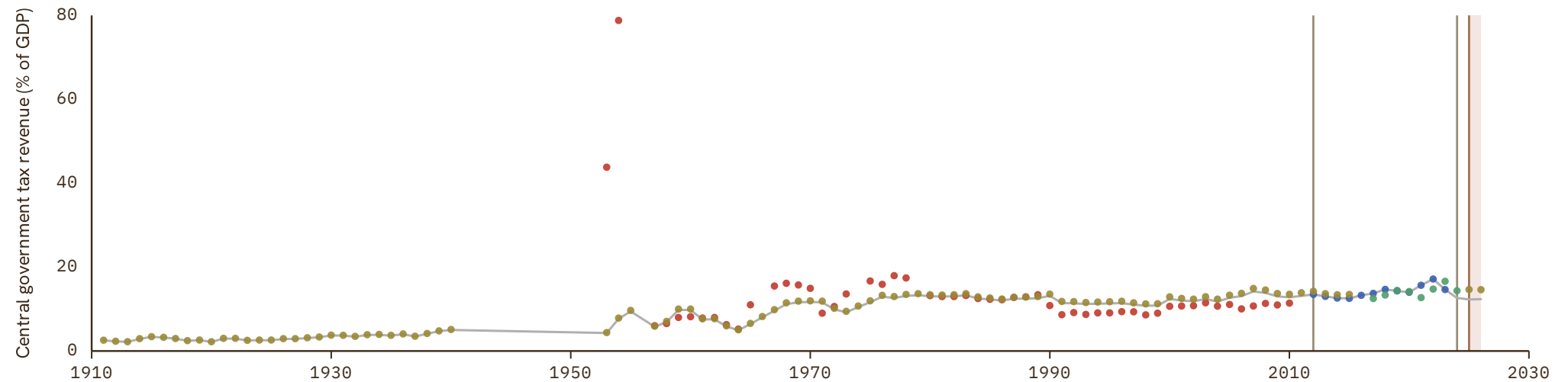
UNIT
in %

1 Source composition

| SOURCE | CODE | TIME SPAN | NOTES |
|--|------------------|-------------|---|
| Cha et al. (2022) | CS2 KOR | 1911 - 2011 | Ratio-spliced using overlapping data in 2012: (ratio = 100%). |
| International Monetary Fund (2024) | IMF GFS | 2012 - 2023 | Baseline source, overlaps with anchor year 2015. |
| Min. of Economy et al. (2026) | CS3 KOR | 2024 - 2024 | Ratio-spliced using overlapping data in 2025: (ratio = 100%). |
| CS3 forecast KOR | CS3 forecast KOR | 2025 - 2026 | Ratio-spliced using overlapping data in 2027: (ratio = 100%). |

2 Harmonised series

GMD forecast
 — GMD estimate
 | Source change
 ● IMF GFS
 ● Mitchell
 ● CS3
 ● CS2
 ● CS3 forecast



Spain

COVERAGE
1901-2024

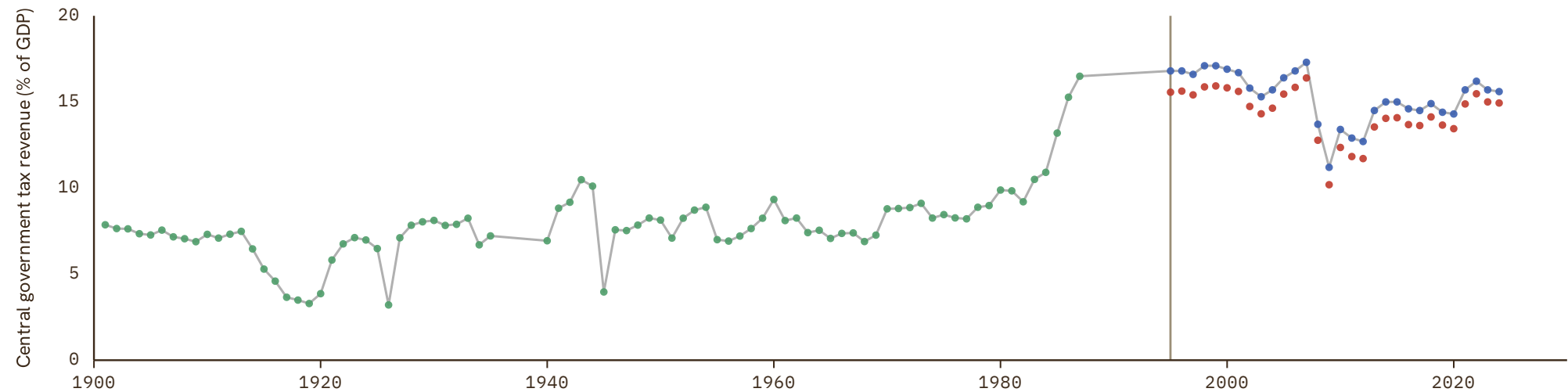
UNIT
in %

1 Source composition

| SOURCE | CODE | TIME SPAN | NOTES |
|-----------------------|----------|-------------|---|
| Brian Mitchell (2013) | Mitchell | 1901 - 1987 | Ratio-spliced using overlapping data in 1988: (ratio = 100%). |
| Eurostat (2025) | EUS | 1995 - 2024 | Baseline source, overlaps with anchor year 2015. |

2 Harmonised series

— GMD estimate | Source change ● EUS ● IMF GFS ● Mitchell



Sweden

COVERAGE
1861-2025

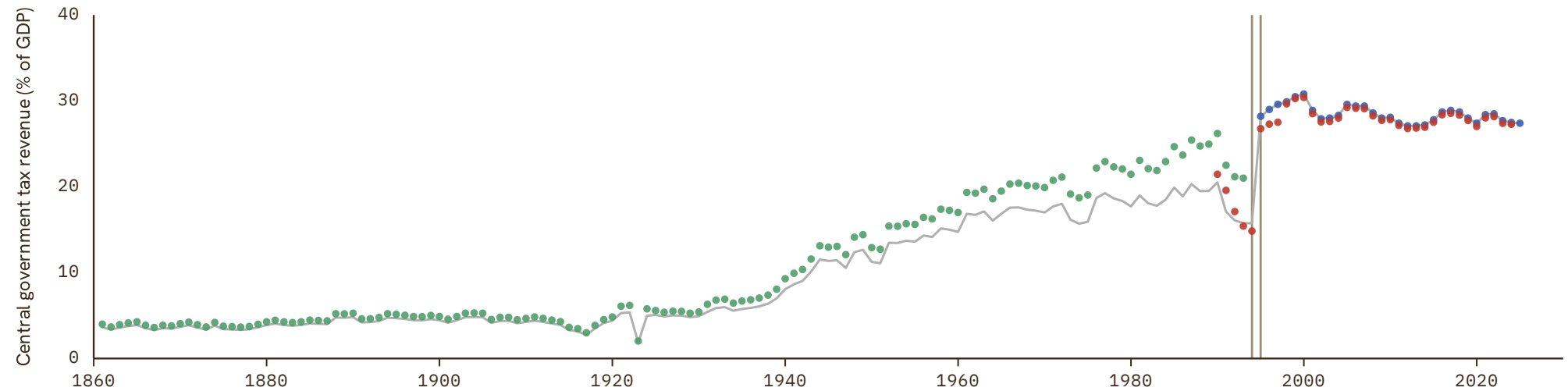
UNIT
in %

1 Source composition

| SOURCE | CODE | TIME SPAN | NOTES |
|--|----------|-------------|---|
| Brian Mitchell (2013) | Mitchell | 1861 - 1993 | Ratio-spliced using overlapping data in 1994: (ratio = 100%). |
| International Monetary Fund (2024) | IMF GFS | 1994 - 1994 | Ratio-spliced using overlapping data in 1995: (ratio = 100%). |
| Eurostat (2025) | EUS | 1995 - 2025 | Baseline source, overlaps with anchor year 2015. |

2 Harmonised series

— GMD estimate | Source change ● EUS ● IMF GFS ● Mitchell



Switzerland

COVERAGE
1913–2024

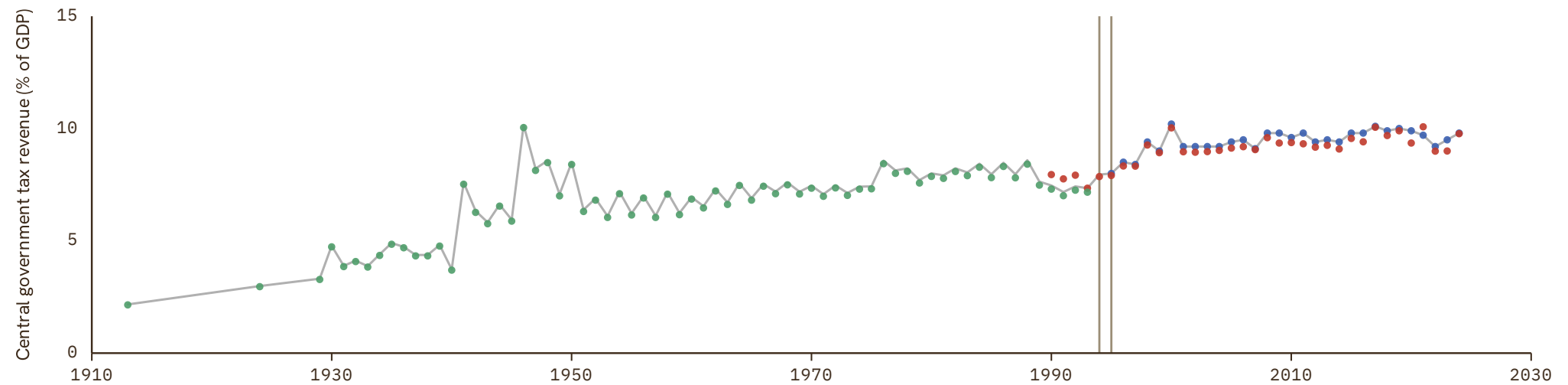
UNIT
in %

1 Source composition

| SOURCE | CODE | TIME SPAN | NOTES |
|--|----------|-------------|---|
| Brian Mitchell (2013) | Mitchell | 1913 - 1993 | Ratio-spliced using overlapping data in 1994: (ratio = 100%). |
| International Monetary Fund (2024) | IMF GFS | 1994 - 1994 | Ratio-spliced using overlapping data in 1995: (ratio = 100%). |
| Eurostat (2025) | EUS | 1995 - 2024 | Baseline source, overlaps with anchor year 2015. |

2 Harmonised series

— GMD estimate | Source change ● EUS ● IMF GFS ● Mitchell



Tajikistan

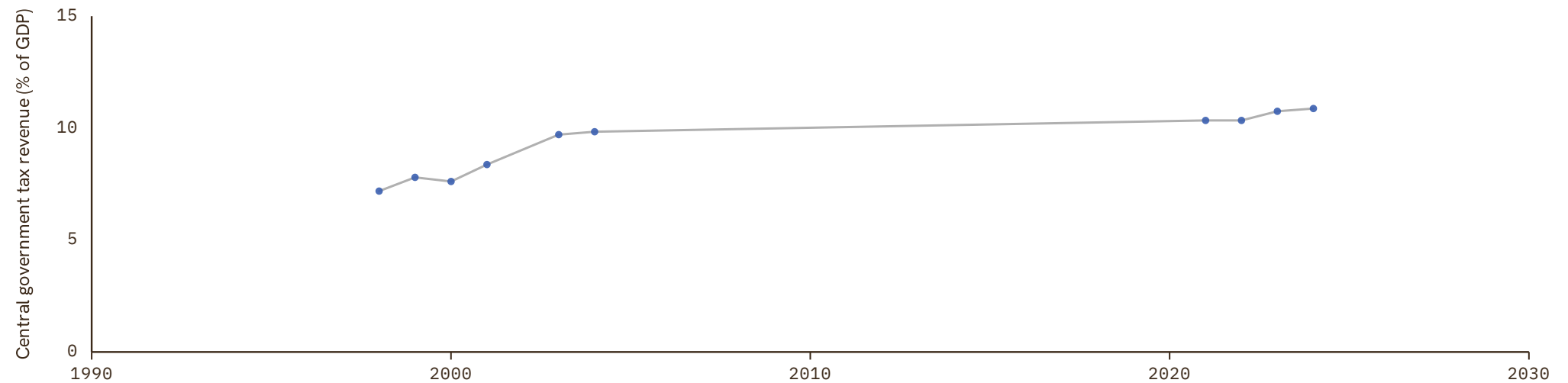
COVERAGE
1998–2024UNIT
in %

1 Source composition

| SOURCE | CODE | TIME SPAN | NOTES |
|--|---------|-------------|--|
| International Monetary Fund (2024) | IMF GFS | 1998 - 2024 | Baseline source, overlaps with anchor year 2015. |

2 Harmonised series

— GMD estimate ● IMF GFS



Tanzania

COVERAGE
2014–2014


UNIT
in %

1 Source composition

| SOURCE | CODE | TIME SPAN | NOTES |
|--|---------|-------------|---|
| International Monetary Fund (2024) | IMF GFS | 2014 - 2014 | Ratio-spliced using overlapping data in 2015: (ratio = 100%). |

2 Harmonised series

— GMD estimate ● IMF GFS



Thailand

COVERAGE
1946–2024

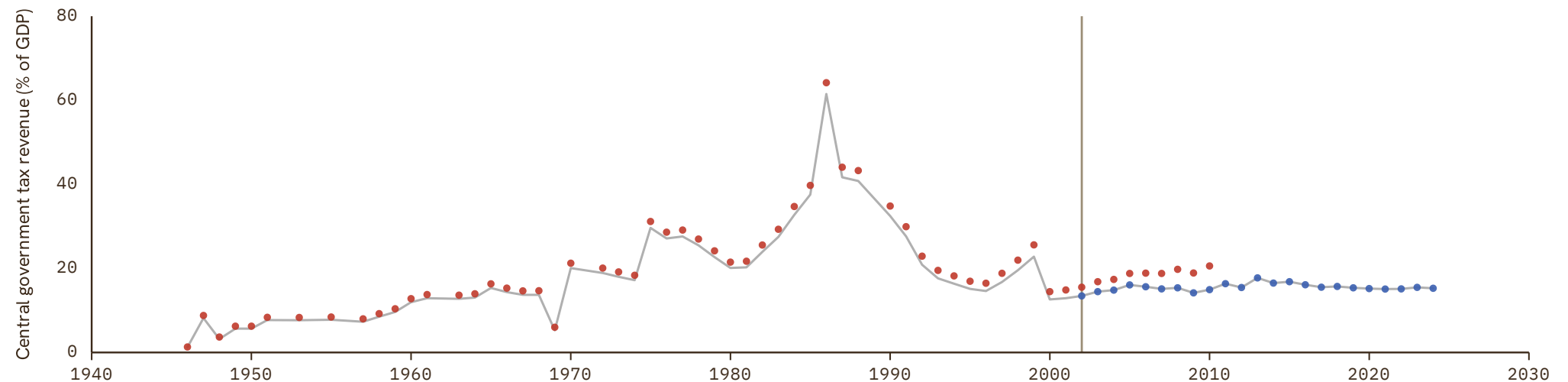
UNIT
in %

1 Source composition

| SOURCE | CODE | TIME SPAN | NOTES |
|--|----------|-------------|---|
| Brian Mitchell (2013) | Mitchell | 1946 - 2001 | Ratio-spliced using overlapping data in 2002: (ratio = 100%). |
| International Monetary Fund (2024) | IMF GFS | 2002 - 2024 | Baseline source, overlaps with anchor year 2015. |

2 Harmonised series

— GMD estimate | | Source change ● IMF GFS ● Mitchell



Timor-Leste

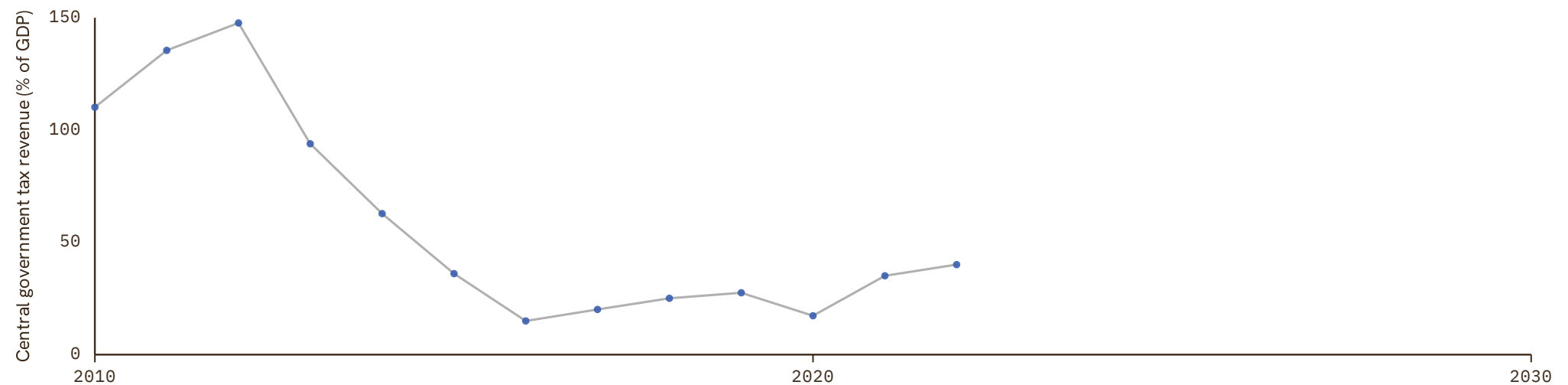
COVERAGE
2010–2022UNIT
in %

1 Source composition

| SOURCE | CODE | TIME SPAN | NOTES |
|------------------------------------|---------|-------------|--|
| International Monetary Fund (2024) | IMF GFS | 2010 - 2022 | Baseline source, overlaps with anchor year 2015. |

2 Harmonised series

— GMD estimate ● IMF GFS



Togo

COVERAGE
1963–2024

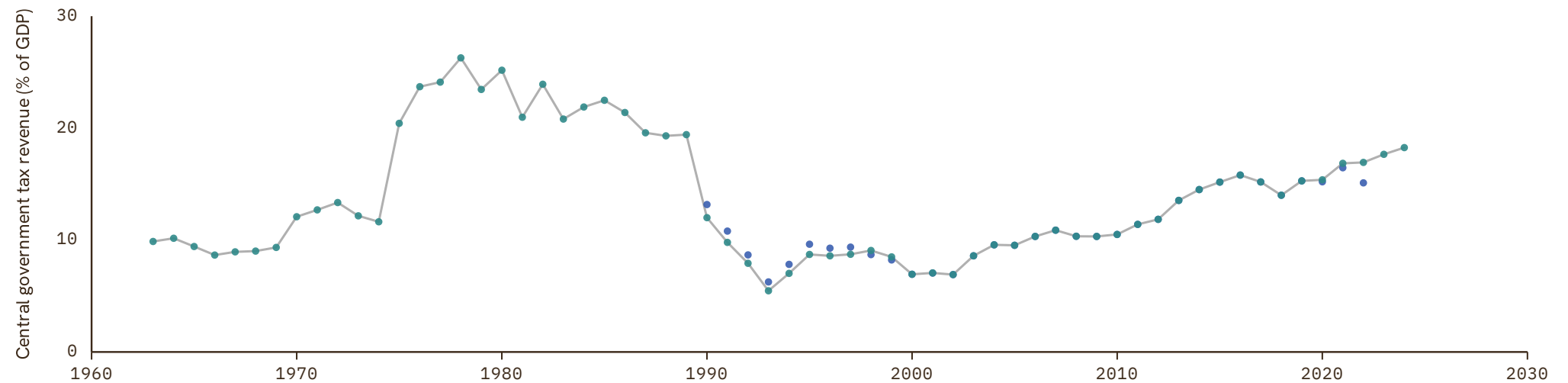
UNIT
in %

1 Source composition

| SOURCE | CODE | TIME SPAN | NOTES |
|--------------|-------|-------------|--|
| BCEAO (2024) | BCEAO | 1963 - 2024 | Baseline source, overlaps with anchor year 2015. |

2 Harmonised series

— GMD estimate ● AFRISTAT ● BCEAO



Trinidad and Tobago

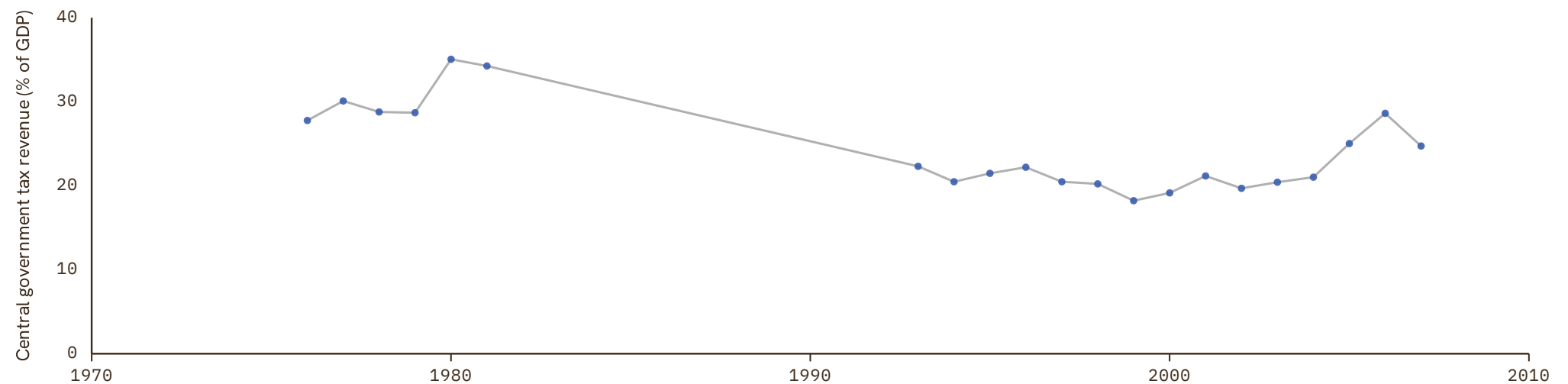
COVERAGE
1976–2007UNIT
in %

1 Source composition

| SOURCE | CODE | TIME SPAN | NOTES |
|------------------------------------|---------|-------------|---|
| International Monetary Fund (2024) | IMF GFS | 1976 - 2007 | Ratio-spliced using overlapping data in 2008: (ratio = 100%). |

2 Harmonised series

— GMD estimate ● IMF GFS



Tunisia

COVERAGE
1990–1999

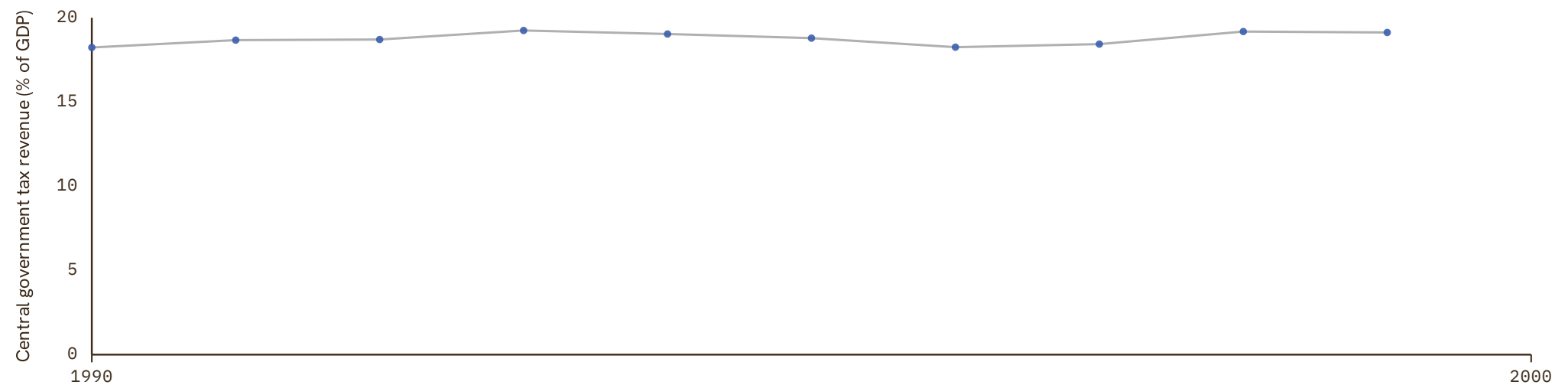
UNIT
in %

1 Source composition

| SOURCE | CODE | TIME SPAN | NOTES |
|------------------------------------|---------|-------------|---|
| International Monetary Fund (2024) | IMF GFS | 1990 - 1999 | Ratio-spliced using overlapping data in 2000: (ratio = 100%). |

2 Harmonised series

— GMD estimate ● IMF GFS



Turkey

COVERAGE
2008–2024

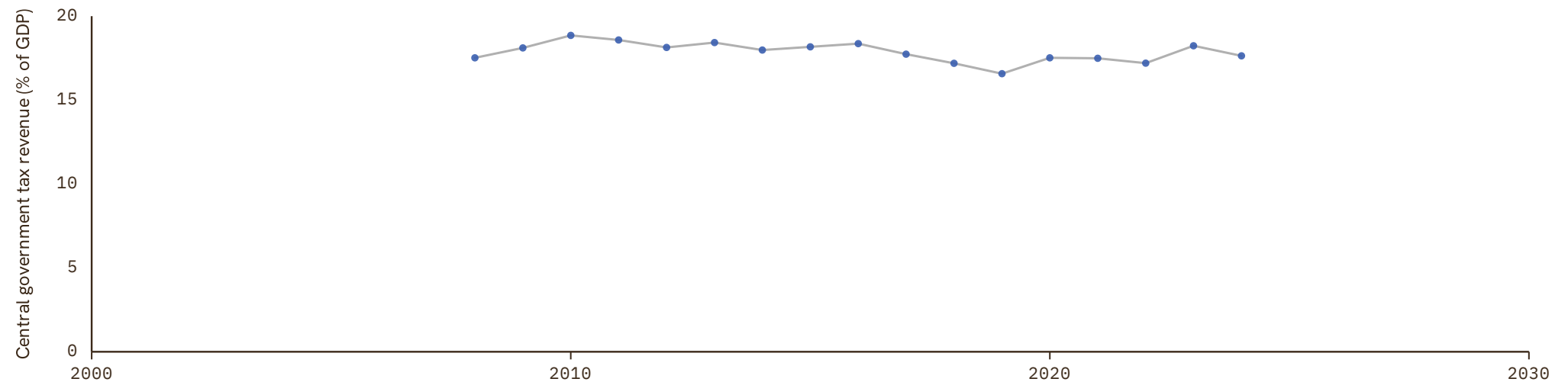
UNIT
in %

1 Source composition

| SOURCE | CODE | TIME SPAN | NOTES |
|------------------------------------|---------|-------------|--|
| International Monetary Fund (2024) | IMF GFS | 2008 - 2024 | Baseline source, overlaps with anchor year 2015. |

2 Harmonised series

— GMD estimate ● IMF GFS



Uganda

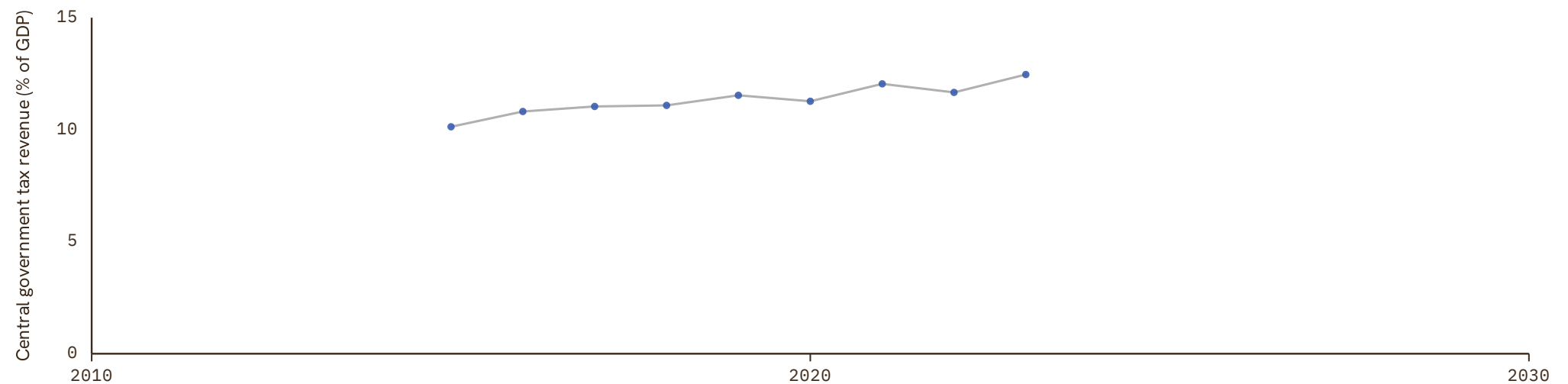
COVERAGE
2015–2023UNIT
in %

1 Source composition

| SOURCE | CODE | TIME SPAN | NOTES |
|--|---------|-------------|--|
| International Monetary Fund (2024) | IMF GFS | 2015 - 2023 | Baseline source, overlaps with anchor year 2015. |

2 Harmonised series

— GMD estimate ● IMF GFS



Ukraine

COVERAGE
1999–2024

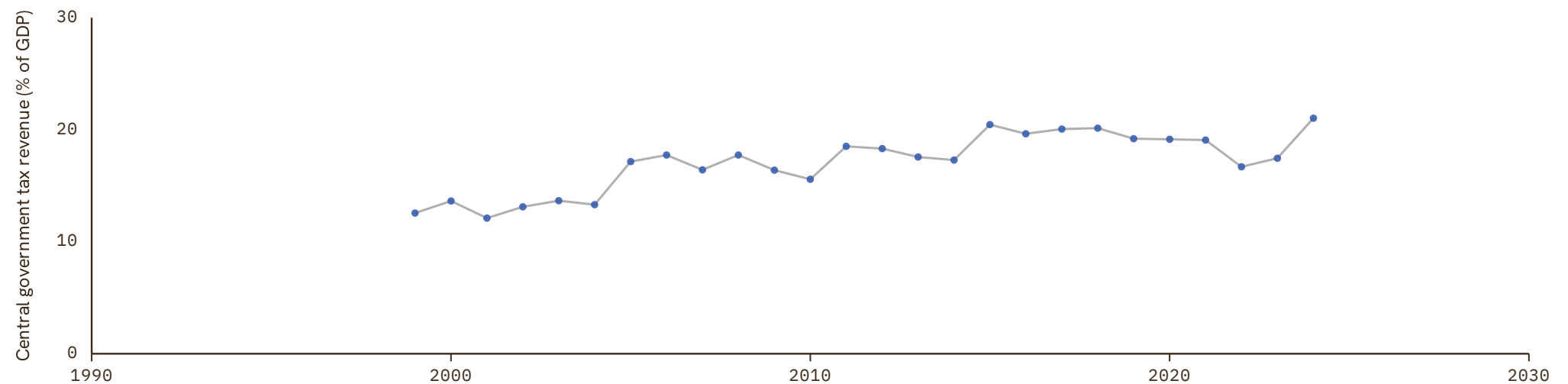
UNIT
in %

1 Source composition

| SOURCE | CODE | TIME SPAN | NOTES |
|--|---------|-------------|--|
| International Monetary Fund (2024) | IMF GFS | 1999 - 2024 | Baseline source, overlaps with anchor year 2015. |

2 Harmonised series

— GMD estimate ● IMF GFS



United Arab Emirates

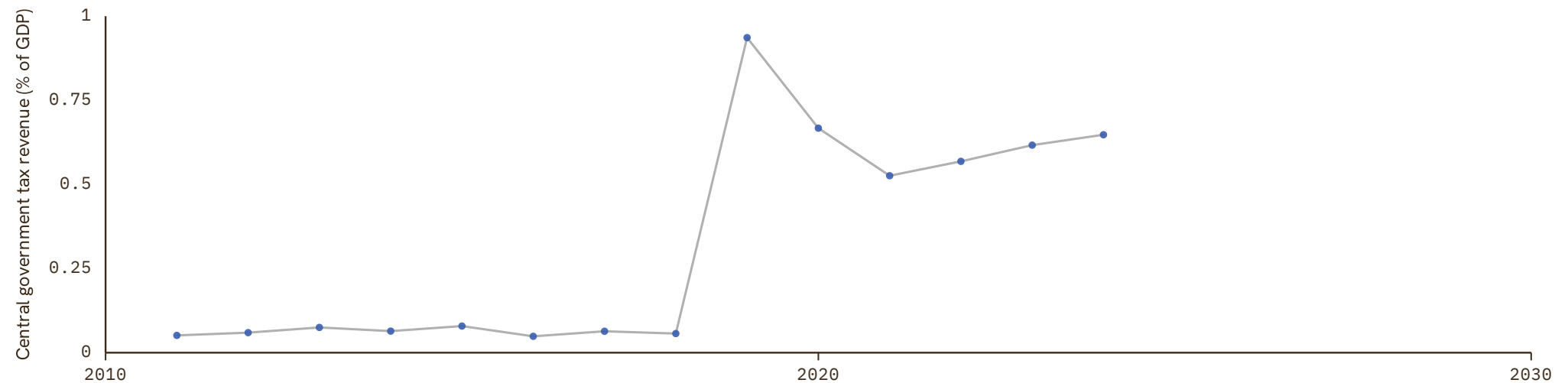
COVERAGE
2011–2024UNIT
in %

1 Source composition

| SOURCE | CODE | TIME SPAN | NOTES |
|------------------------------------|---------|-------------|--|
| International Monetary Fund (2024) | IMF GFS | 2011 - 2024 | Baseline source, overlaps with anchor year 2015. |

2 Harmonised series

— GMD estimate ● IMF GFS



United Kingdom

COVERAGE
1830–2024

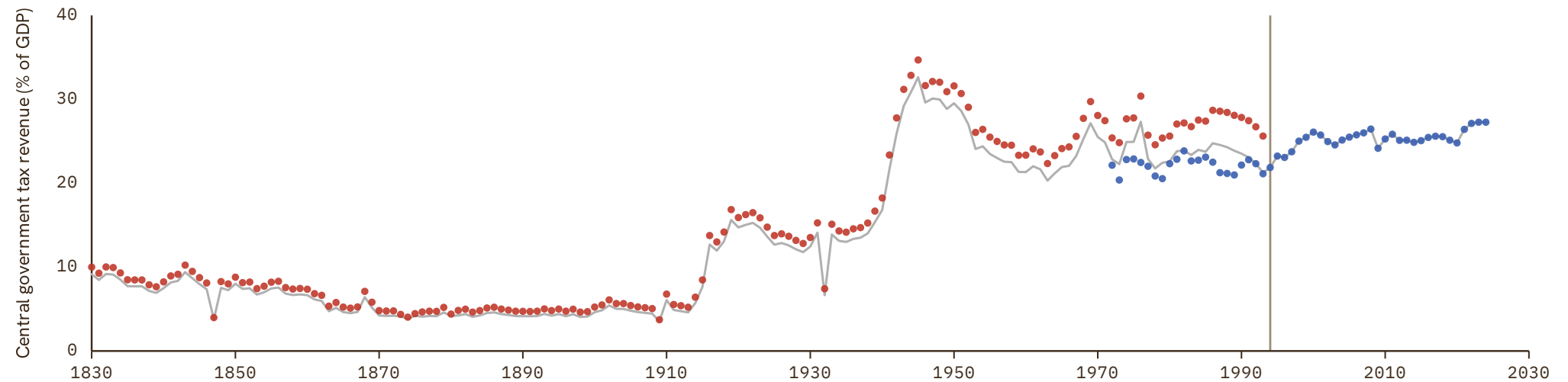
UNIT
in %

1 Source composition

| SOURCE | CODE | TIME SPAN | NOTES |
|--|----------|-------------|---|
| Brian Mitchell (2013) | Mitchell | 1830 - 1993 | Ratio-spliced using overlapping data in 1994: (ratio = 100%). |
| International Monetary Fund (2024) | IMF GFS | 1994 - 2024 | Baseline source, overlaps with anchor year 2015. |

2 Harmonised series

— GMD estimate | | Source change ● IMF GFS ● Mitchell



United States

COVERAGE
1789–2025

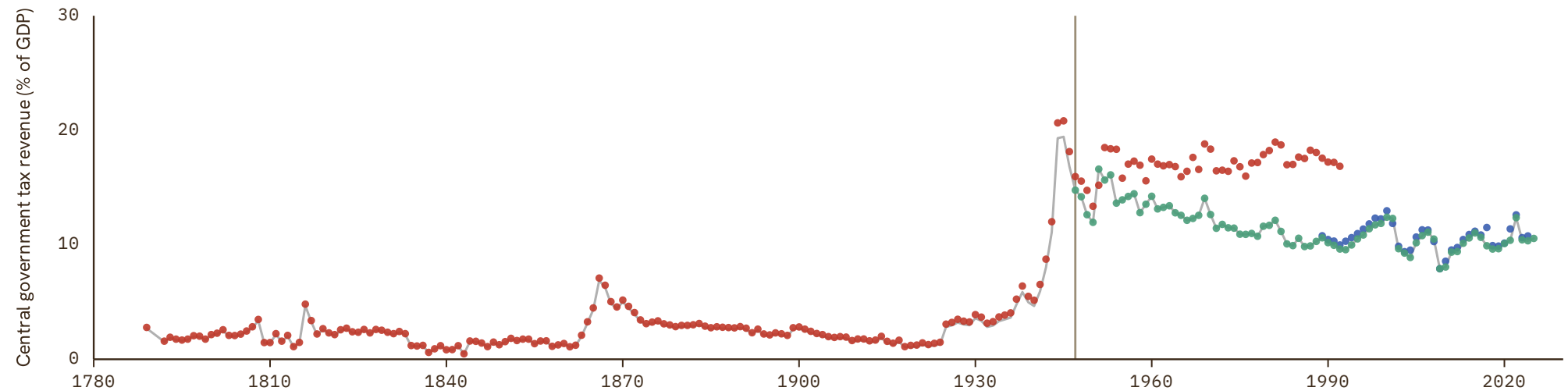
UNIT
in %

1 Source composition

| SOURCE | CODE | TIME SPAN | NOTES |
|---|----------|-------------|---|
| Brian Mitchell (2013) | Mitchell | 1789 - 1946 | Ratio-spliced using overlapping data in 1947: (ratio = 100%). |
| Fed. Reserve Bank of St. Louis (2024) | CS1 USA | 1947 - 2025 | Baseline source, overlaps with anchor year 2015. |

2 Harmonised series

— GMD estimate | Source change ● IMF GFS ● Mitchell ● CS1



Uruguay

COVERAGE
1956–2024

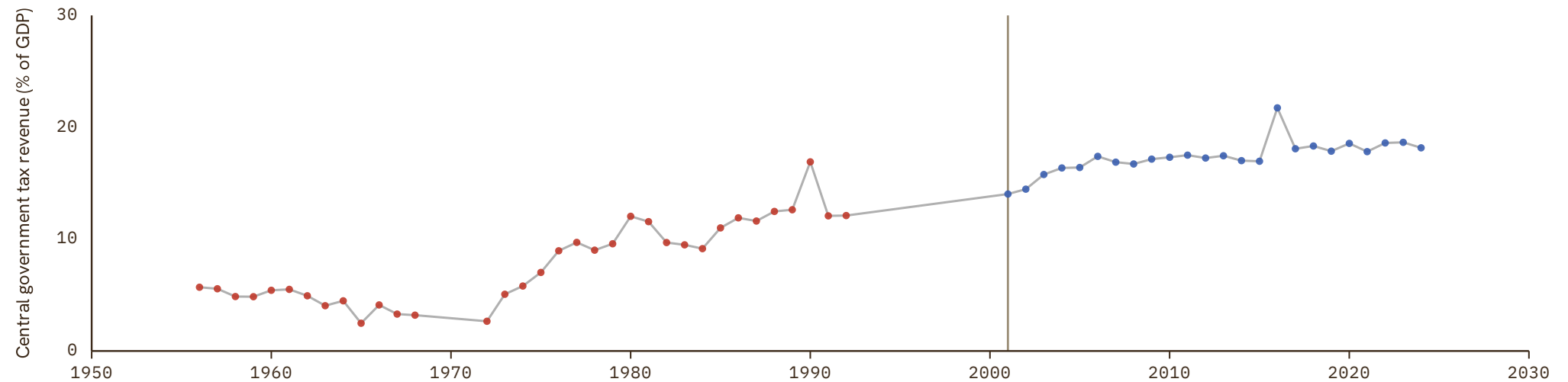
UNIT
in %

1 Source composition

| SOURCE | CODE | TIME SPAN | NOTES |
|--|----------|-------------|---|
| Brian Mitchell (2013) | Mitchell | 1956 - 1992 | Ratio-spliced using overlapping data in 1993: (ratio = 100%). |
| International Monetary Fund (2024) | IMF GFS | 2001 - 2024 | Baseline source, overlaps with anchor year 2015. |

2 Harmonised series

— GMD estimate | | Source change ● IMF GFS ● Mitchell



Uzbekistan

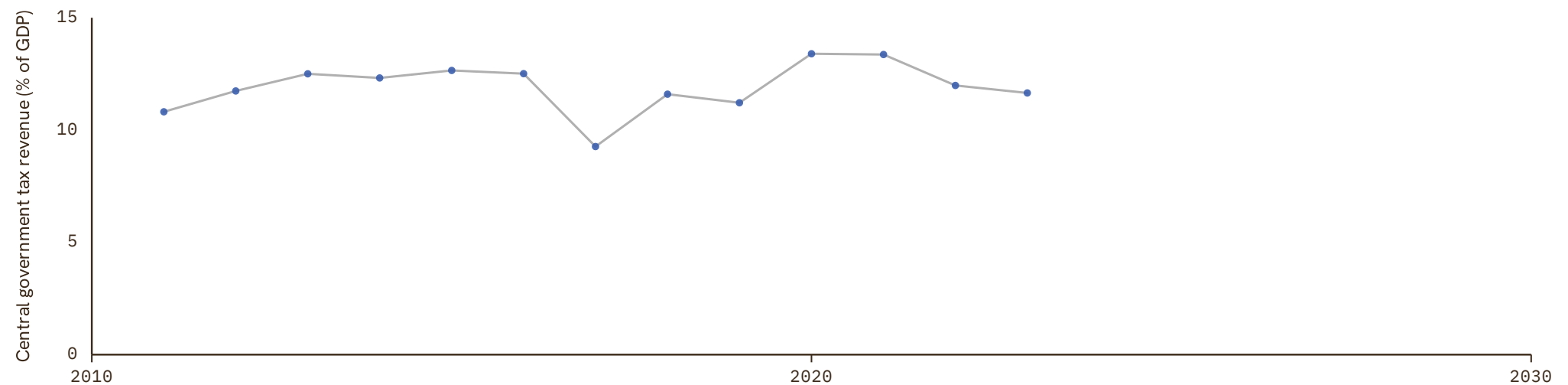
COVERAGE
2011–2023UNIT
in %

1 Source composition

| SOURCE | CODE | TIME SPAN | NOTES |
|--|---------|-------------|--|
| International Monetary Fund (2024) | IMF GFS | 2011 - 2023 | Baseline source, overlaps with anchor year 2015. |

2 Harmonised series

— GMD estimate ● IMF GFS



Venezuela

COVERAGE
1950–1992

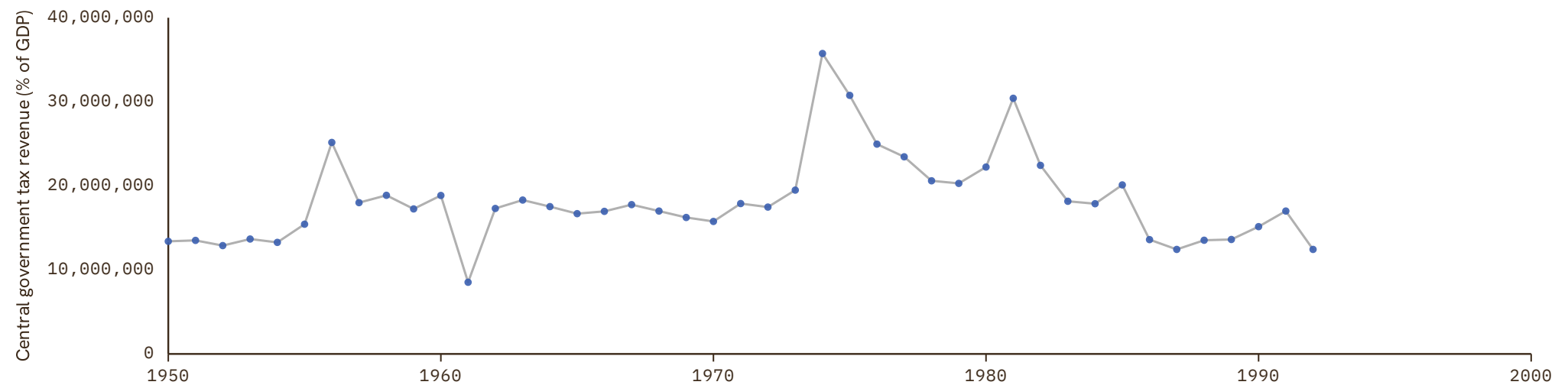
UNIT
in %

1 Source composition

| SOURCE | CODE | TIME SPAN | NOTES |
|-----------------------|----------|-------------|---|
| Brian Mitchell (2013) | Mitchell | 1950 - 1992 | Ratio-spliced using overlapping data in 1993: (ratio = 100%). |

2 Harmonised series

— GMD estimate ● Mitchell



Zimbabwe

COVERAGE
1990–1997

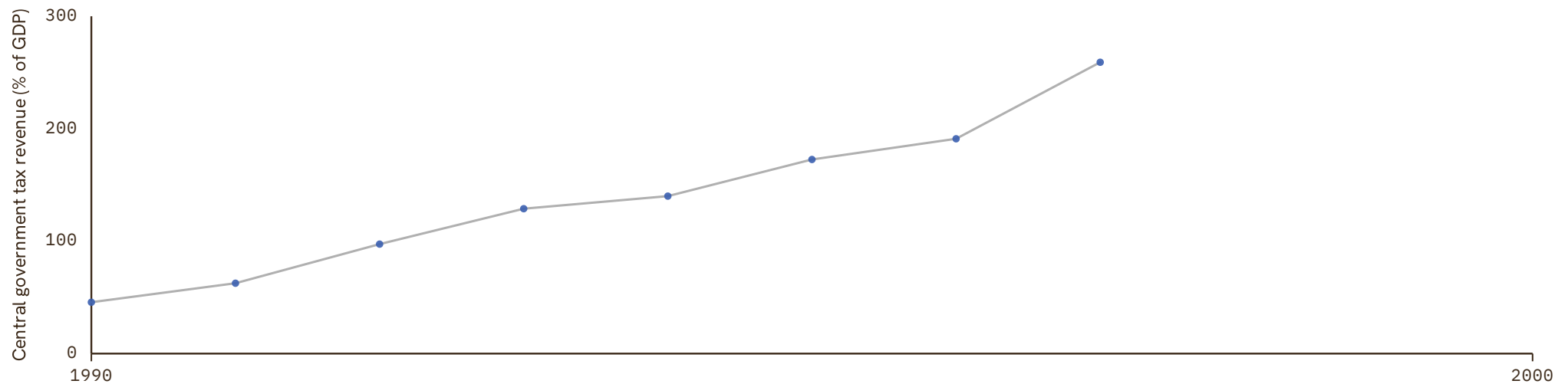
UNIT
in %

1 Source composition

| SOURCE | CODE | TIME SPAN | NOTES |
|------------------------------------|---------|-------------|---|
| International Monetary Fund (2024) | IMF GFS | 1990 - 1997 | Ratio-spliced using overlapping data in 1998: (ratio = 100%). |

2 Harmonised series

— GMD estimate ● IMF GFS



Andorra

COVERAGE
2018–2024

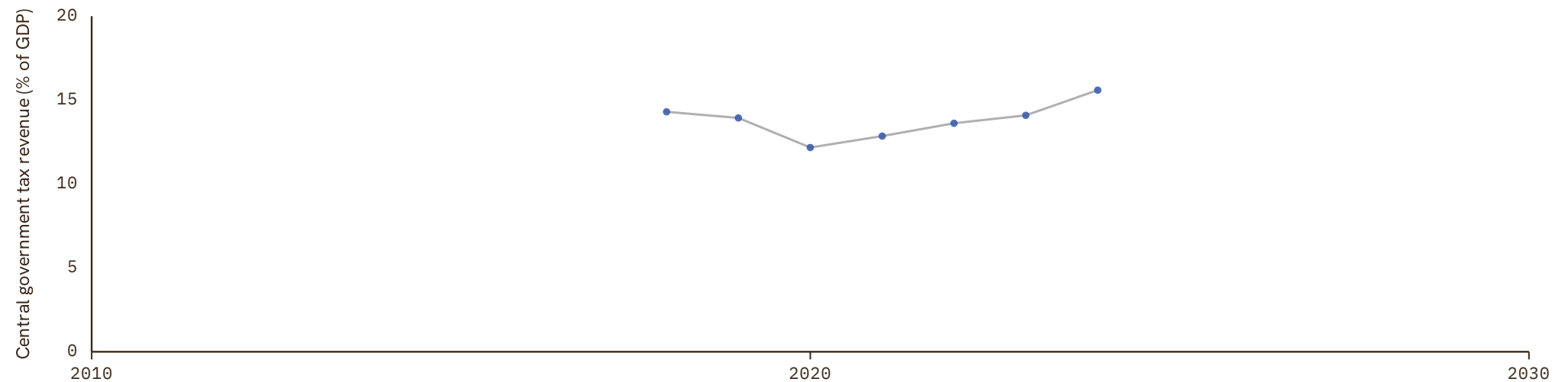
UNIT
in %

1 Source composition

| SOURCE | CODE | TIME SPAN | NOTES |
|------------------------------------|---------|-------------|---|
| International Monetary Fund (2024) | IMF GFS | 2018 - 2024 | Ratio-spliced using overlapping data in 2025: (ratio = 100%). |

2 Harmonised series

— GMD estimate ● IMF GFS



Comoros

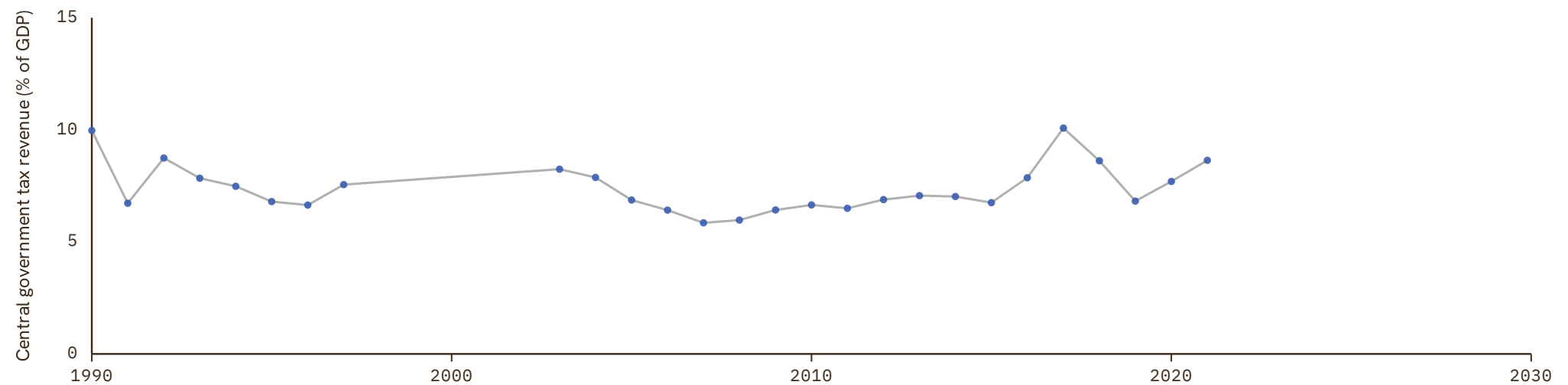
COVERAGE
1990–2021UNIT
in %

1 Source composition

| SOURCE | CODE | TIME SPAN | NOTES |
|----------------------|----------|-------------|--|
| African Union (2024) | AFRISTAT | 1990 - 2021 | Baseline source, overlaps with anchor year 2015. |

2 Harmonised series

— GMD estimate ● AFRISTAT



Kiribati

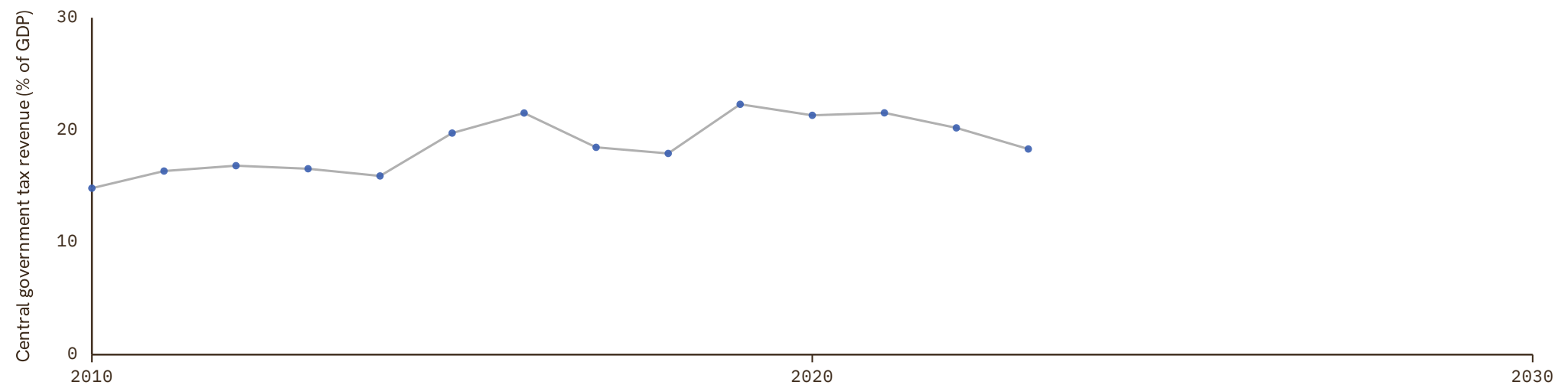
COVERAGE
2010–2023UNIT
in %

1 Source composition

| SOURCE | CODE | TIME SPAN | NOTES |
|------------------------------------|---------|-------------|--|
| International Monetary Fund (2024) | IMF GFS | 2010 - 2023 | Baseline source, overlaps with anchor year 2015. |

2 Harmonised series

— GMD estimate ● IMF GFS



Macau

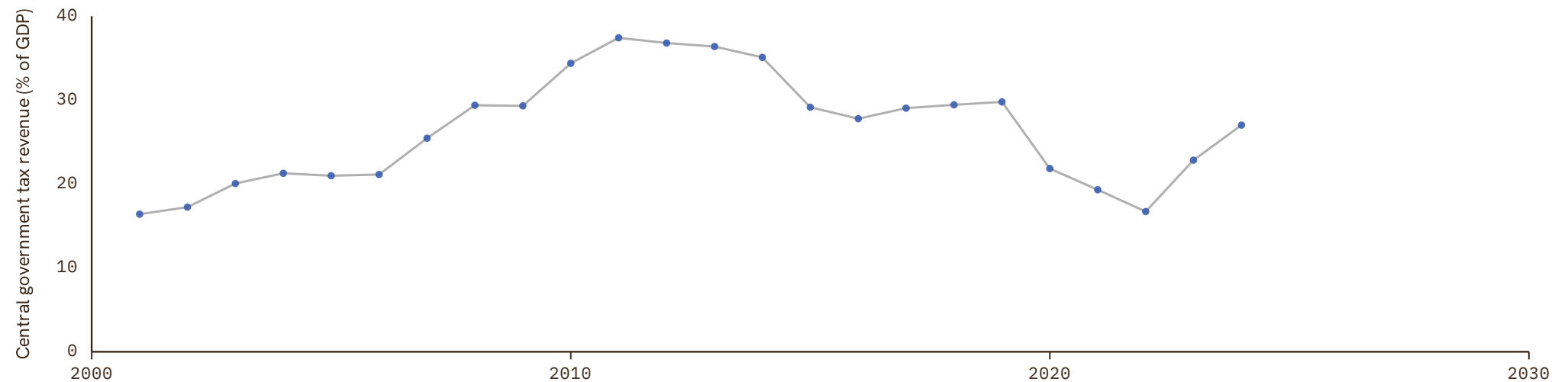
COVERAGE
2001–2024UNIT
in %

1 Source composition

| SOURCE | CODE | TIME SPAN | NOTES |
|------------------------------------|---------|-------------|--|
| International Monetary Fund (2024) | IMF GFS | 2001 - 2024 | Baseline source, overlaps with anchor year 2015. |

2 Harmonised series

— GMD estimate ● IMF GFS



Marshall Islands

COVERAGE
2008–2018

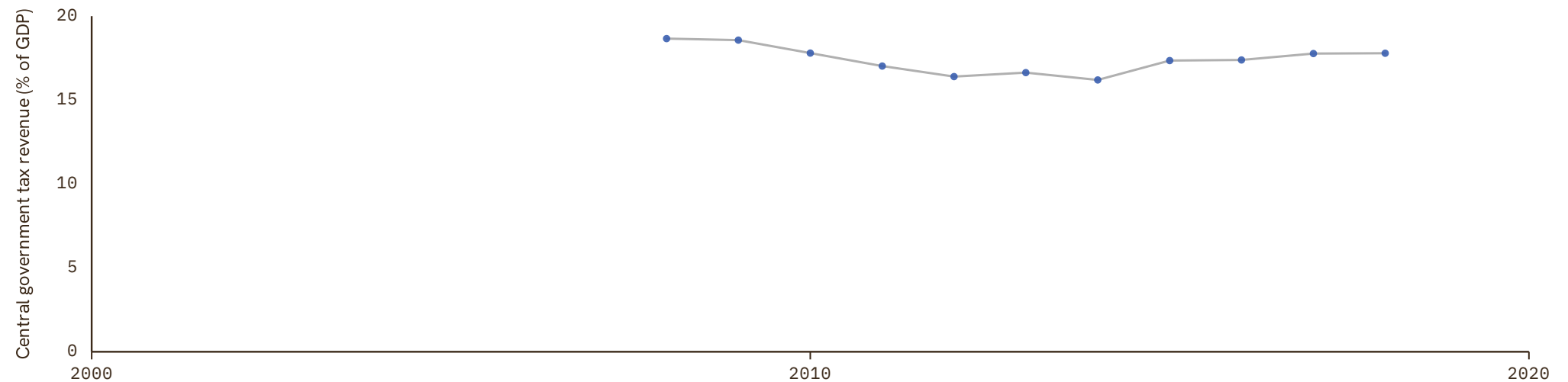
UNIT
in %

1 Source composition

| SOURCE | CODE | TIME SPAN | NOTES |
|--|---------|-------------|--|
| International Monetary Fund (2024) | IMF GFS | 2008 - 2018 | Baseline source, overlaps with anchor year 2015. |

2 Harmonised series

— GMD estimate ● IMF GFS



Nauru

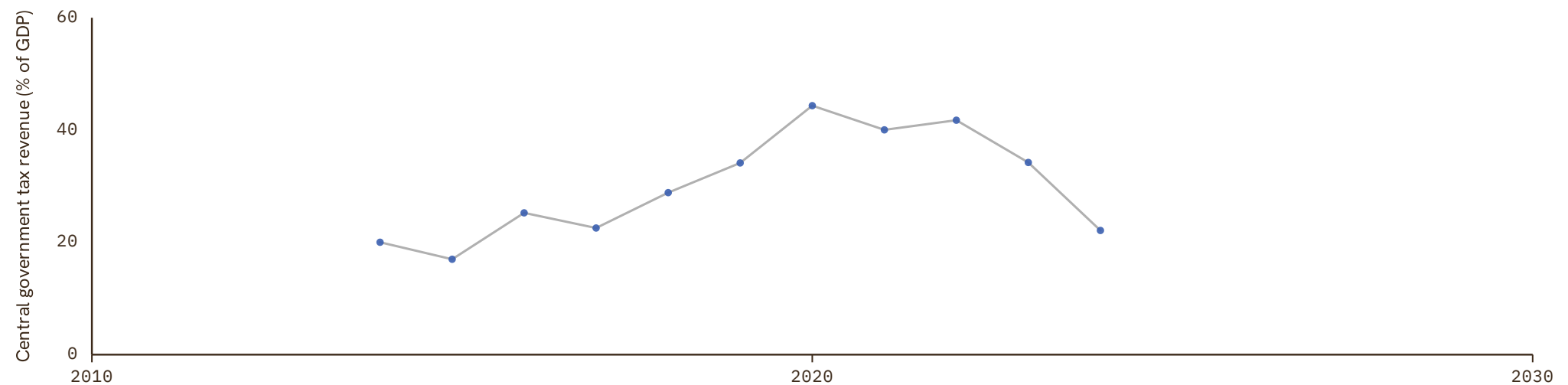
COVERAGE
2014–2024UNIT
in %

1 Source composition

| SOURCE | CODE | TIME SPAN | NOTES |
|--|---------|-------------|--|
| International Monetary Fund (2024) | IMF GFS | 2014 - 2024 | Baseline source, overlaps with anchor year 2015. |

2 Harmonised series

— GMD estimate ● IMF GFS



Palau

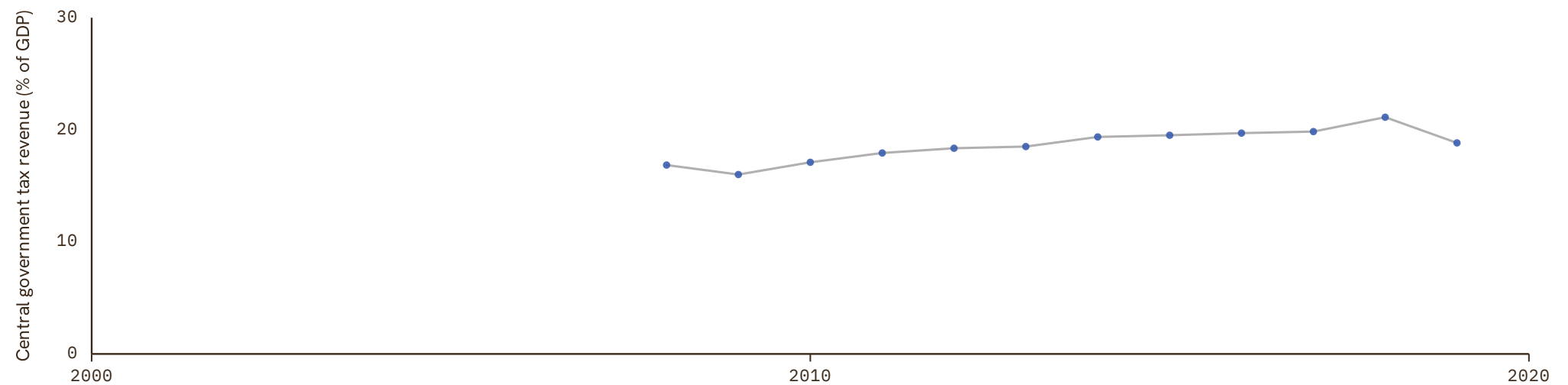
COVERAGE
2008–2019UNIT
in %

1 Source composition

| SOURCE | CODE | TIME SPAN | NOTES |
|--|---------|-------------|--|
| International Monetary Fund (2024) | IMF GFS | 2008 - 2019 | Baseline source, overlaps with anchor year 2015. |

2 Harmonised series

— GMD estimate ● IMF GFS



Saint Vincent and the Grenadines

COVERAGE
1978–1999

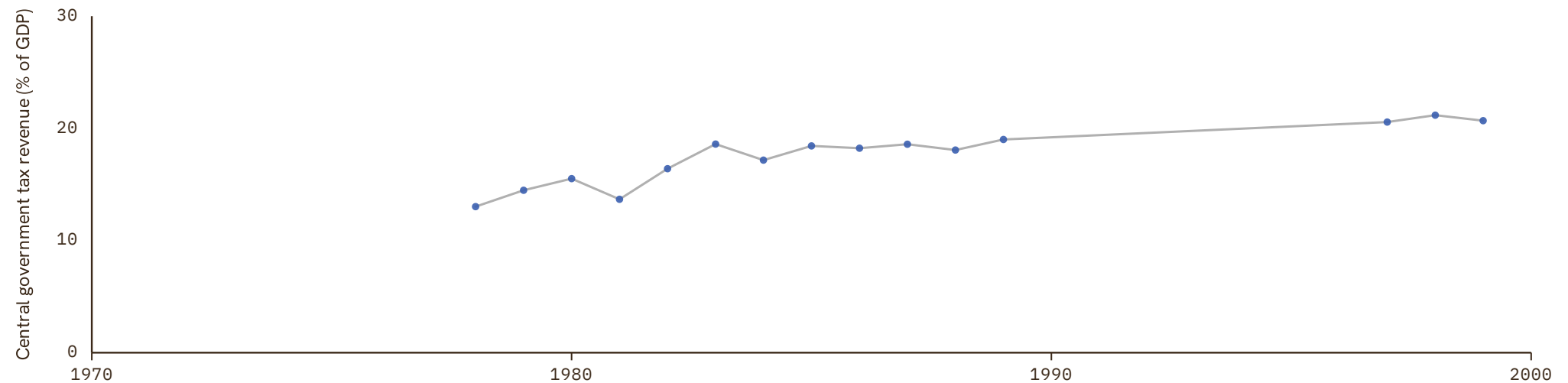
UNIT
in %

1 Source composition

| SOURCE | CODE | TIME SPAN | NOTES |
|--|---------|-------------|---|
| International Monetary Fund (2024) | IMF GFS | 1978 - 1999 | Ratio-spliced using overlapping data in 2000: (ratio = 100%). |

2 Harmonised series

— GMD estimate ● IMF GFS



Samoa

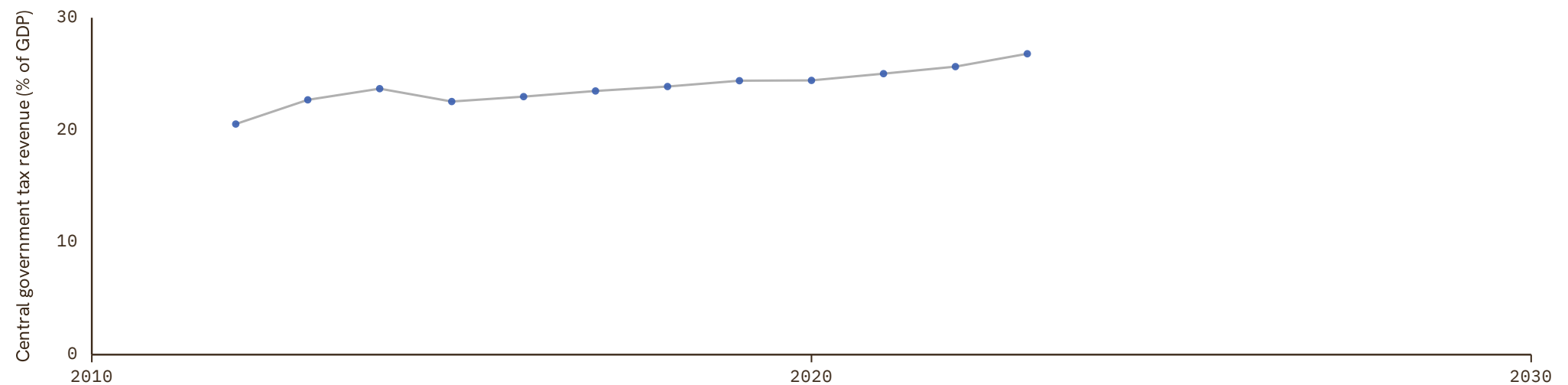
COVERAGE
2012–2023UNIT
in %

1 Source composition

| SOURCE | CODE | TIME SPAN | NOTES |
|------------------------------------|---------|-------------|--|
| International Monetary Fund (2024) | IMF GFS | 2012 - 2023 | Baseline source, overlaps with anchor year 2015. |

2 Harmonised series

— GMD estimate ● IMF GFS



San Marino

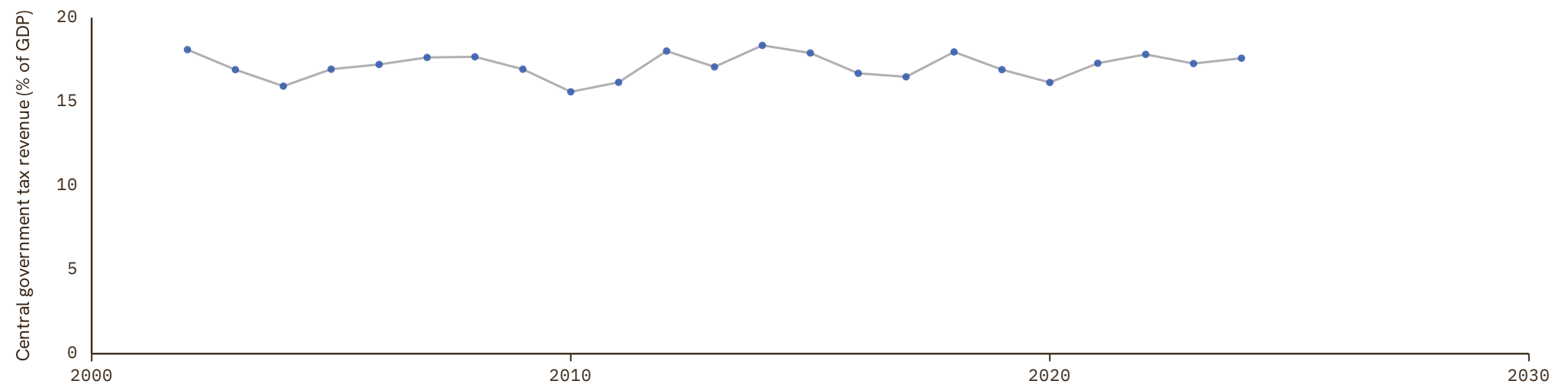
COVERAGE
2002–2024UNIT
in %

1 Source composition

| SOURCE | CODE | TIME SPAN | NOTES |
|--|---------|-------------|--|
| International Monetary Fund (2024) | IMF GFS | 2002 - 2024 | Baseline source, overlaps with anchor year 2015. |

2 Harmonised series

— GMD estimate ● IMF GFS



Vanuatu

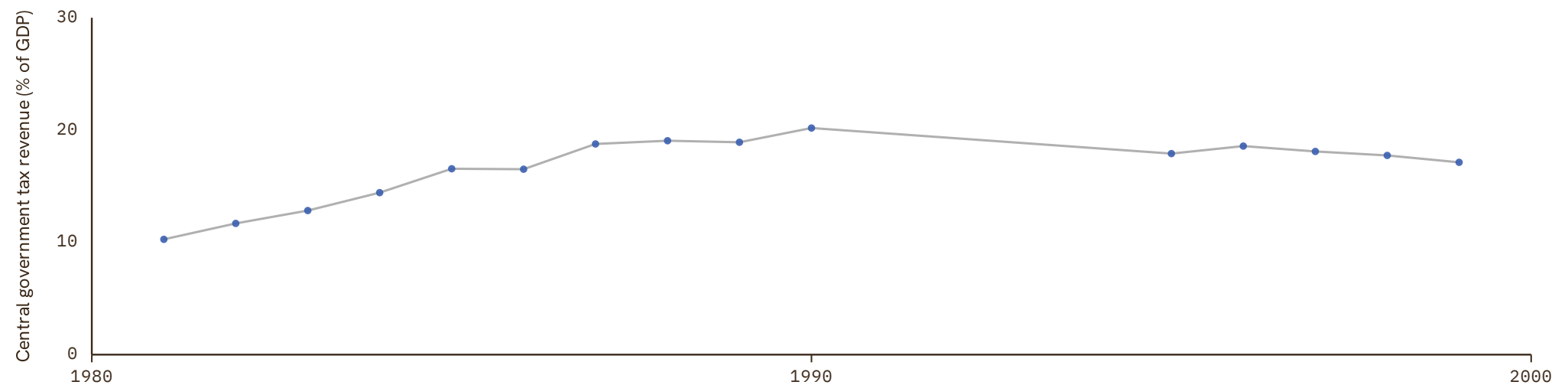
COVERAGE
1981-1999UNIT
in %

1 Source composition

| SOURCE | CODE | TIME SPAN | NOTES |
|------------------------------------|---------|-------------|---|
| International Monetary Fund (2024) | IMF GFS | 1981 - 1999 | Ratio-spliced using overlapping data in 2000: (ratio = 100%). |

2 Harmonised series

— GMD estimate ● IMF GFS



References

AFRISTAT African Union (2024). AFRISTAT: The Economic and Statistical Observatory for Sub-Saharan Africa. <https://afristat.opendataforafrica.org>

AHSTAT IEC, Hitotsubashi University (2020). Asian Historical Statistics: Basic Data for Asian Economic History. <https://www.ier.hit-u.ac.jp/English/databases/index.html#c01>

BCEAO BCEAO (2024). La Base des Données Economiques et Financières. <https://www.bceao.int/fr/content/la-base-des-donnees-economiques-et-financieres>

CS1_CAN Statistics Canada (2024). Historical Statistics of Canada: Section F: Gross National Product, the Capital Stock, and Productivity. <https://www150.statcan.gc.ca/n1/pub/11-516-x/sectionf/4057751-eng.htm>

CS1_PRT Inst. Nacional de Estatística (2001). Portuguese Historical Statistics. INE. <https://www.ine.pt/xurl/pub/138364>

CS1_USA Fed. Reserve Bank of St. Louis (2024). Federal Reserve Economic Data. <https://fred.stlouisfed.org/>

CS1_ZAF South African Reserve Bank (2024). South African Reserve Bank Official Website. <https://www.resbank.co.za>

CS2_BOL Peres-Cajias, Jose Alejandro (2014). Bolivian Public Finances, 1882–2010. The Challenge to Make Social Spending Sustainable. <https://joseperescajias.com/data/>

CS2_COL Banco de la República, Colombia (2026). Series Estadísticas Históricas — Unidad de Bases de Datos Apertura (UBA). Banco de la República de Colombia. <https://ubabanrep.gov.co>

CS2_KOR Cha, Myung Soo and Kim, Nak Nyeon and Park, Ki-Joo and Park, Yitaek (2022). Historical Statistics of Korea. Springer.

CS2_NLD CBS and Univ. Groningen (2001). Tweehonderd jaar statistiek in tijdreeksen 1800–1999. .

CS2_NZL New Zealand Treasury (2026). Fiscal Time Series — Historical Fiscal Indicators. <https://www.treasury.govt.nz/publications/information-release/data-fiscal-time-series-historical-fiscal-indicators>

CS3_AUS Foster, R. A. (1996). Australian Economic Statistics 1949–50 to 1994–95. Reserve Bank of Australia. <https://www.rba.gov.au/statistics/frequency/occ-paper-8.html>

CS3_forecast_KOR CS3 forecast KOR

CS3_KOR Min. of Economy and Finance, Korea (2026). Open Fiscal Data. <https://www.openfiscaldata.go.kr/op/en/us/UOPENUSA02>

EUS Eurostat (2025). Eurostat Database. .

IMF_GFS International Monetary Fund (2024). Government Finance Statistics. <https://data.imf.org/?sk=a0867067-d23c-4ebc-ad23-d3b015045405>

Mitchell Brian Mitchell (2013). International Historical Statistics. Palgrave Macmillan London. <https://doi.org/10.1057/978-1-137-30568-8>

NBS National Bank of Serbia (2024). South-Eastern European Monetary and Economic Statistics from the 19th Century to World War II. <https://www.nbs.rs/en/drugi-nivo-navigacije/publikacije-i-istrazivanja/seemhn/seemhn-dctf/>

SECMCA_HIST Consejo Monetario Centroamericano (2017). Estadísticas Macroeconómicas Históricas 1960–2017. Per-country Excel workbooks (CR/DO/GT/HN/NI/SV) plus the regional comparative file COMPARATIVO_PAISES.xlsx. <https://www.secmca.org/estadisticas-historicas-1960-2017/>