

Exports

millions of LC

RELEASE

2026_07

COVERAGE

1280 – 2030

EXPORTS

Afghanistan	12
Albania	13
Algeria	14
Angola	15
Argentina	16
Armenia	17
Australia	18
Austria	19
Azerbaijan	20
Bahamas	21
Bahrain	22
Bangladesh	23
Barbados	24
Belarus	25
Belgium	26
Belize	27
Benin	28
Bermuda	29
Bhutan	30
Bolivia	31
Bosnia and Herzegovina	32
Botswana	33
Brazil	34
Brunei	35

EXPORTS

Bulgaria	36
Burkina Faso	37
Burundi	38
Cambodia	39
Cameroon	40
Canada	41
Cape Verde	42
Central African Republic	43
Chad	44
Chile	45
China	46
Colombia	47
Costa Rica	48
Croatia	49
Cuba	50
Cyprus	51
Czech Republic	52
Czechoslovakia	53
Democratic Republic of Yemen	54
Democratic Republic of the Congo	55
Denmark	56
Djibouti	57
Dominica	58
Dominican Republic	59

EXPORTS

Ecuador	60
Egypt	61
El Salvador	62
Equatorial Guinea	63
Eritrea	64
Estonia	65
Eswatini	66
Ethiopia	67
Fiji	68
Finland	69
France	70
Gabon	71
Gambia	72
Georgia	73
German Democratic Republic	74
Germany	75
Ghana	76
Greece	77
Grenada	78
Guatemala	79
Guinea	80
Guinea-Bissau	81
Guyana	82
Haiti	83

EXPORTS

Honduras	84
Hong Kong	85
Hungary	86
Iceland	87
India	88
Indonesia	89
Iran	90
Iraq	91
Ireland	92
Israel	93
Italy	94
Ivory Coast	95
Jamaica	96
Japan	97
Jordan	98
Kazakhstan	99
Kenya	100
Kuwait	101
Kyrgyzstan	102
Laos	103
Latvia	104
Lebanon	105
Lesotho	106
Liberia	107

EXPORTS

Libya	108
Lithuania	109
Luxembourg	110
Macedonia	111
Madagascar	112
Malawi	113
Malaysia	114
Maldives	115
Mali	116
Malta	117
Mauritania	118
Mauritius	119
Mexico	120
Moldova	121
Monaco	122
Mongolia	123
Montenegro	124
Morocco	125
Mozambique	126
Myanmar	127
Namibia	128
Nepal	129
Netherlands	130
Netherlands Antilles	131

EXPORTS

New Zealand	132
Nicaragua	133
Niger	134
Nigeria	135
North Korea	136
Norway	137
Oman	138
Pakistan	139
Palestine	140
Panama	141
Papua New Guinea	142
Paraguay	143
Peru	144
Philippines	145
Poland	146
Portugal	147
Puerto Rico	148
Qatar	149
Republic of the Congo	150
Romania	151
Russian Federation	152
Rwanda	153
Sao Tome and Principe	154
Saudi Arabia	155

EXPORTS

Senegal	156
Serbia	157
Seychelles	158
Sierra Leone	159
Singapore	160
Slovakia	161
Slovenia	162
Somalia	163
South Africa	164
South Korea	165
South Sudan	166
Soviet Union	167
Spain	168
Sri Lanka	169
Sudan	170
Suriname	171
Sweden	172
Switzerland	173
Syria	174
Taiwan	175
Tajikistan	176
Tanzania	177
Thailand	178
Timor-Leste	179

EXPORTS

Togo	180
Trinidad and Tobago	181
Tunisia	182
Turkey	183
Turkmenistan	184
Uganda	185
Ukraine	186
United Arab Emirates	187
United Kingdom	188
United States	189
Uruguay	190
Uzbekistan	191
Venezuela	192
Vietnam	193
Yemen	194
Yugoslavia	195
Zambia	196
Zimbabwe	197
American Samoa	198
Andorra	199
Anguilla	200
Antigua and Barbuda	201
Aruba	202
British Virgin Islands	203

EXPORTS

Cayman Islands	204
Comoros	205
Cook Islands	206
Curaçao	207
Faroe Islands	208
French Polynesia	209
Greenland	210
Guadeloupe	211
Guam	212
Kiribati	213
Kosovo	214
Liechtenstein	215
Macau	216
Marshall Islands	217
Martinique	218
Micronesia (Federated States of)	219
Montserrat	220
Nauru	221
New Caledonia	222
Niue	223
Northern Mariana Islands	224
Palau	225
Réunion	226
Saint Kitts and Nevis	227

EXPORTS

Saint Lucia	228
Saint Vincent and the Grenadines	229
Samoa	230
San Marino	231
Sint Maarten	232
Solomon Islands	233
Tonga	234
Turks and Caicos Islands	235
Tuvalu	236
US Virgin Islands	237
Vanuatu	238
References	239

Afghanistan

COVERAGE
1956–2024

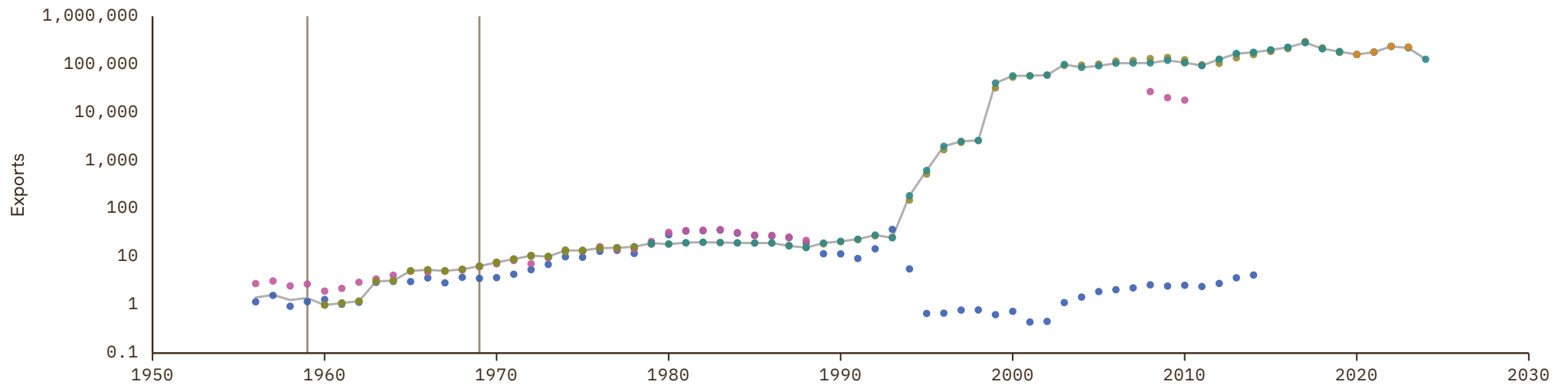
UNIT
millions of LC

1 Source composition

SOURCE	CODE	TIME SPAN	NOTES
Brian Mitchell (2013)	Mitchell	1956 - 1959	Ratio-spliced using overlapping data in 1960: (ratio = 51.3%).
World Bank (2024)	WDI	1960 - 1969	Ratio-spliced using overlapping data in 1970: (ratio = 100%).
United Nations (2024)	UN	1970 - 2024	Baseline source, overlaps with anchor year 2018.

2 Harmonised series

— GMD estimate
 | Source change
 ● CEPII
 ● IMF IFS
 ● IMF WEO
 ● Mitchell
 ● PWT
 ● UN
 ● WDI
 ● WDI ARC



Albania

COVERAGE
1913–2030

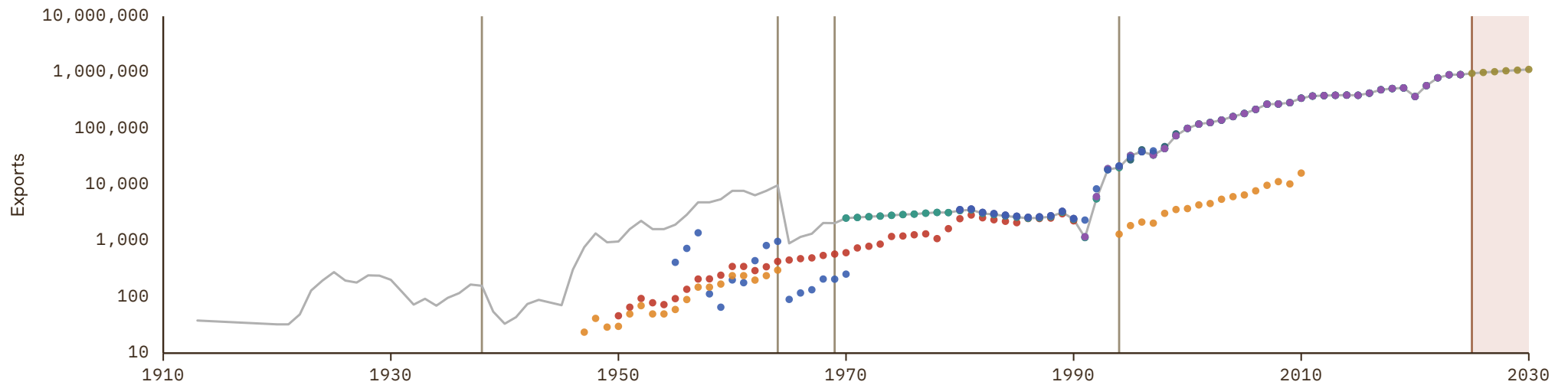
UNIT
millions of LC

1 Source composition

SOURCE	CODE	TIME SPAN	NOTES
Federico et al. (2019)	Tena	1913 - 1938	Ratio-spliced using overlapping data in 1939: (ratio = 3261.8%).
National Bank of Serbia (2024)	NBS	1939 - 1944	Ratio-spliced using overlapping data in 1945: (ratio = 3245.1%).
Brian Mitchell (2013)	Mitchell	1945 - 1964	Ratio-spliced using overlapping data in 1965: (ratio = 3245.1%).
Fouquin et al. (2016)	CEPII	1965 - 1969	Ratio-spliced using overlapping data in 1970: (ratio = 995.9%).
United Nations (2024)	UN	1970 - 1994	Ratio-spliced using overlapping data in 1995: (ratio = 100%).
Eurostat (2025)	EUS	1995 - 2024	Baseline source, overlaps with anchor year 2018.
International Monetary Fund (2025) (forecasts)	IMF WEO forecast	2025 - 2030	Ratio-spliced using overlapping data in 2031: (ratio = 100%).

2 Harmonised series

GMD forecast
 GMD estimate
 Source change
 ● CEPII
 ● COMECON
 ● EUS
 ● IMF IFS
 ● IMF WEO forecast
 ● IMF WEO
 ● Mitchell
 ● NBS
 ● PWT
 ● Tena
 ● UN
 ● WDI
 ● WDI ARC



Algeria

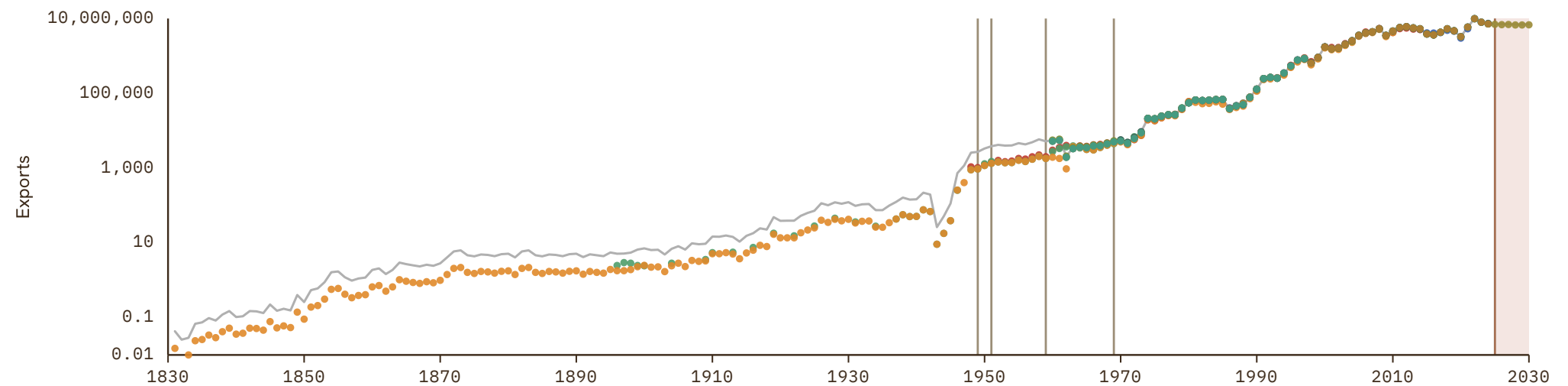
COVERAGE
1831-2030

UNIT
millions of LC

1 Source composition

SOURCE	CODE	TIME SPAN	NOTES
Brian Mitchell (2013)	Mitchell	1831 - 1949	Ratio-spliced using overlapping data in 1950: (ratio = 286%).
International Monetary Fund (2025)	IMF IFS	1950 - 1951	Ratio-spliced using overlapping data in 1952: (ratio = 256.5%).
Brian Mitchell (2013)	Mitchell	1952 - 1959	Ratio-spliced using overlapping data in 1960: (ratio = 286.7%).
World Bank (2024)	WDI	1960 - 1969	Ratio-spliced using overlapping data in 1970: (ratio = 106.3%).
United Nations (2024)	UN	1970 - 2024	Baseline source, overlaps with anchor year 2018.
International Monetary Fund (2025) (forecasts)	IMF WEO forecast	2025 - 2030	Ratio-spliced using overlapping data in 2031: (ratio = 103.3%).

2 Harmonised series



Angola

COVERAGE
1867-2030

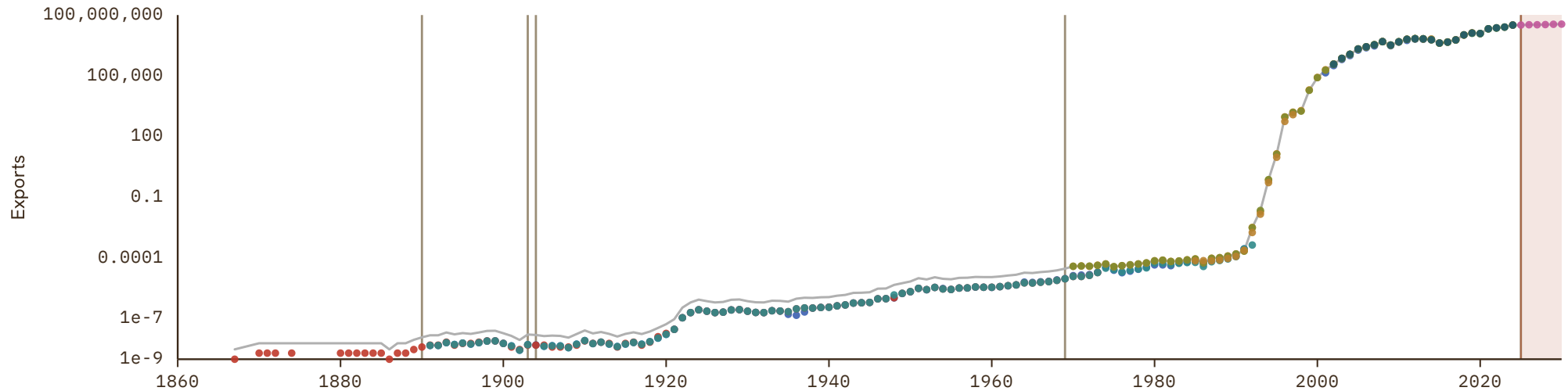
UNIT
millions of LC

1 Source composition

SOURCE	CODE	TIME SPAN	NOTES
Schuler (2015)	HFS	1867 - 1890	Ratio-spliced using overlapping data in 1891: (ratio = 304.3%).
Brian Mitchell (2013)	Mitchell	1891 - 1903	Ratio-spliced using overlapping data in 1904: (ratio = 317%).
Fouquin et al. (2016)	CEPII	1904 - 1904	Ratio-spliced using overlapping data in 1905: (ratio = 317%).
Brian Mitchell (2013)	Mitchell	1905 - 1969	Ratio-spliced using overlapping data in 1970: (ratio = 317%).
United Nations (2024)	UN	1970 - 2024	Baseline source, overlaps with anchor year 2018.
International Monetary Fund (2025) (forecasts)	IMF WEO forecast	2025 - 2030	Ratio-spliced using overlapping data in 2031: (ratio = 100%).

2 Harmonised series

GMD forecast
 GMD estimate
 Source change
 ● CEPII
 ● HFS
 ● IMF IFS
 ● IMF WEO forecast
 ● IMF WEO
 ● Mitchell
 ● PWT
 ● UN
 ● WDI
 ● WDI ARC



Argentina

COVERAGE
1810-2030

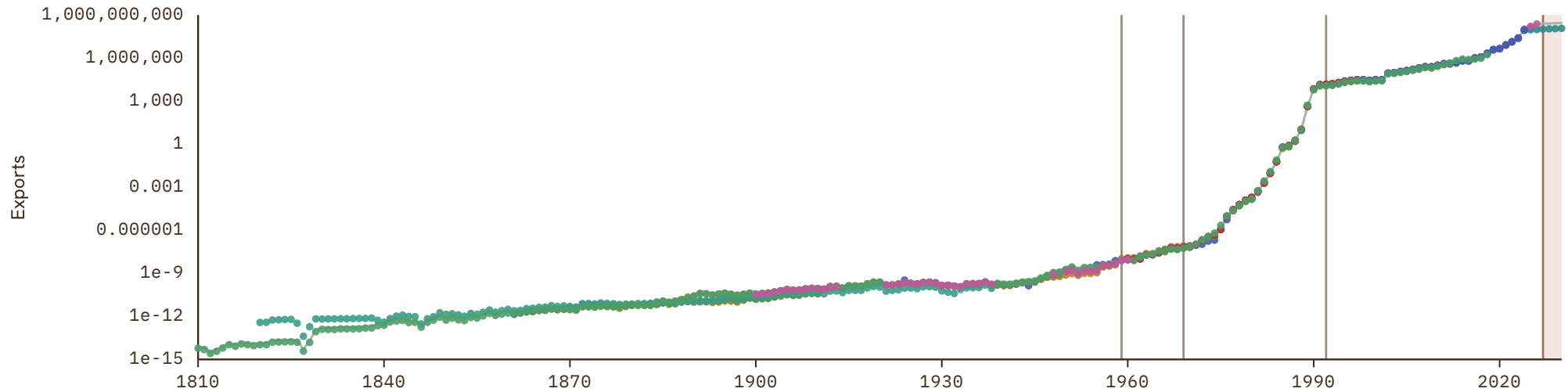
UNIT
millions of LC

1 Source composition

SOURCE	CODE	TIME SPAN	NOTES
Ferrerres et al. (2005)	CS3 ARG	1810 - 1959	Ratio-spliced using overlapping data in 1960: (ratio = 134.2%).
World Bank (2024)	WDI	1960 - 1969	Ratio-spliced using overlapping data in 1970: (ratio = 119.9%).
United Nations (2024)	UN	1970 - 1992	Ratio-spliced using overlapping data in 1993: (ratio = 100%).
OECD (2024)	OECD EO	1993 - 2026	Baseline source, overlaps with anchor year 2018.
International Monetary Fund (2025) (forecasts)	IMF WEO forecast	2027 - 2030	Ratio-spliced using overlapping data in 2031: (ratio = 238.5%).

2 Harmonised series

█ GMD forecast
 — GMD estimate
 | Source change
 ● CEPII
 ● FZ
 ● IHD
 ● IHD 2
 ● IMF IFS
 ● IMF WEO forecast
 ● IMF WEO
 ● Mitchell
 ● OECD EO
 ● PWT
 ● Tena
 ● UN
 ● WDI
 ● WDI ARC
 ● CS3
 ● UN trade



Armenia

COVERAGE
1990-2030

UNIT
millions of LC

1 Source composition

SOURCE	CODE	TIME SPAN	NOTES
United Nations (2024)	UN	1990 - 2024	Baseline source, overlaps with anchor year 2018.
International Monetary Fund (2025) (forecasts)	IMF WEO forecast	2025 - 2030	Ratio-spliced using overlapping data in 2031: (ratio = 98.1%).

2 Harmonised series

GMD forecast
 — GMD estimate
 | Source change
 ● IMF IFS
 ● IMF WEO forecast
 ● IMF WEO
 ● PWT
 ● UN
 ● WDI
 ● WDI ARC



Australia

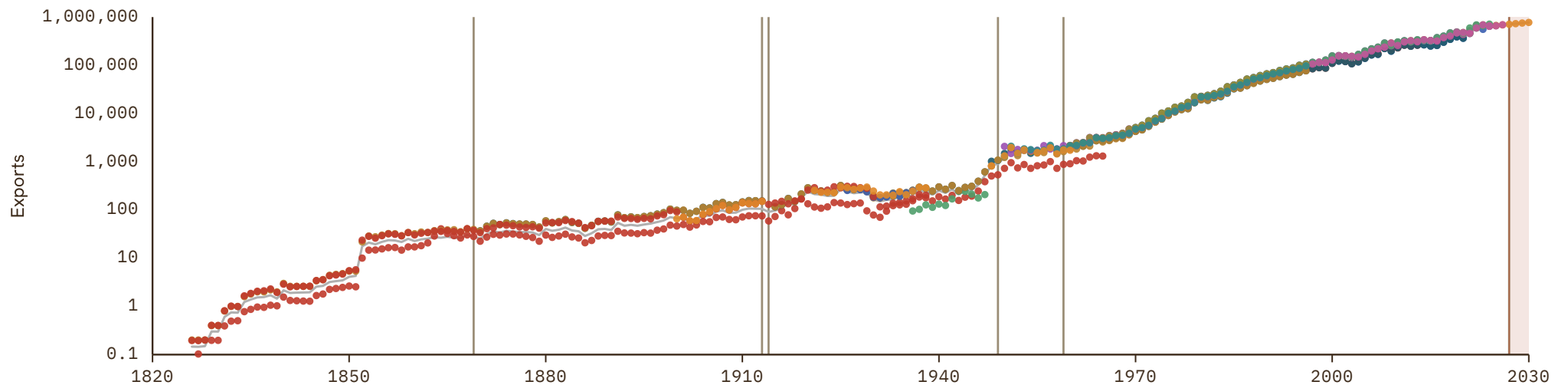
COVERAGE
1826-2030

UNIT
millions of LC

1 Source composition

SOURCE	CODE	TIME SPAN	NOTES
Federico et al. (2019)	Tena	1826 - 1869	Ratio-spliced using overlapping data in 1870: (ratio = 74.5%).
Jordá et al. (2017)	JST	1870 - 1913	Ratio-spliced using overlapping data in 1914: (ratio = 68.4%).
Federico et al. (2019)	Tena	1914 - 1914	Ratio-spliced using overlapping data in 1915: (ratio = 70%).
Jordá et al. (2017)	JST	1915 - 1949	Ratio-spliced using overlapping data in 1950: (ratio = 83.9%).
Foster (1996)	CS3 AUS	1950 - 1959	Ratio-spliced using overlapping data in 1960: (ratio = 95.9%).
OECD (2024)	OECD EO	1960 - 2026	Baseline source, overlaps with anchor year 2018.
International Monetary Fund (2025) (forecasts)	IMF WEO forecast	2027 - 2030	Ratio-spliced using overlapping data in 2031: (ratio = 100.4%).

2 Harmonised series



Austria

COVERAGE
1920-2030

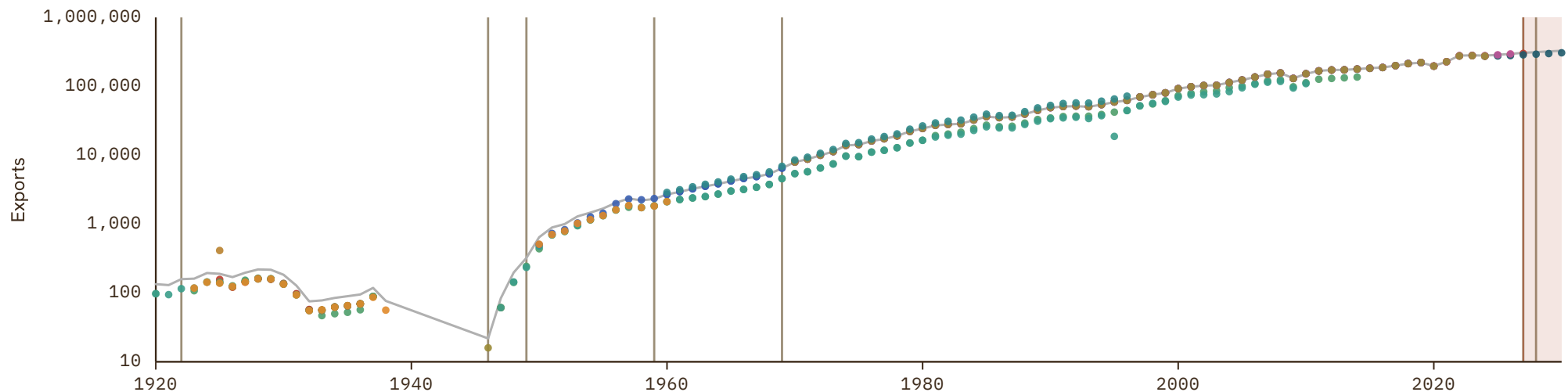
UNIT
millions of LC

1 Source composition

SOURCE	CODE	TIME SPAN	NOTES
Brian Mitchell (2013)	Mitchell	1920 - 1922	Ratio-spliced using overlapping data in 1923: (ratio = 137.2%).
UN Statistics Division (2025)	UN trade	1923 - 1945	Ratio-spliced using overlapping data in 1946: (ratio = 136.7%).
Schuler (2015)	HFS	1946 - 1946	Ratio-spliced using overlapping data in 1947: (ratio = 136.7%).
Brian Mitchell (2013)	Mitchell	1947 - 1949	Ratio-spliced using overlapping data in 1950: (ratio = 136.7%).
UN Statistics Division (2025)	UN trade	1950 - 1959	Ratio-spliced using overlapping data in 1960: (ratio = 126.9%).
European Commission (2024)	AMECO	1960 - 1969	Ratio-spliced using overlapping data in 1970: (ratio = 99.6%).
OECD (2024)	OECD EO	1970 - 2026	Baseline source, overlaps with anchor year 2018.
AMECO forecast	AMECO forecast	2027 - 2027	Ratio-spliced using overlapping data in 2028: (ratio = 102.1%).
International Monetary Fund (2025) (forecasts)	IMF WEO forecast	2028 - 2030	Ratio-spliced using overlapping data in 2031: (ratio = 107.2%).

2 Harmonised series

GMD forecast
 GMD estimate
 | Source change
 ● AMECO
 ● AMECO forecast
 ● CEPII
 ● EUS
 ● HFS
 ● IHD
 ● IHD 2
 ● IMF IFS
 ● IMF WEO forecast
 ● IMF WEO
 ● Mitchell
 ● OECD EO
 ● PWT
 ● TH ID
 ● Tena
 ● UN
 ● WDI
 ● WDI ARC
 ● UN trade



Azerbaijan

COVERAGE
1990-2030

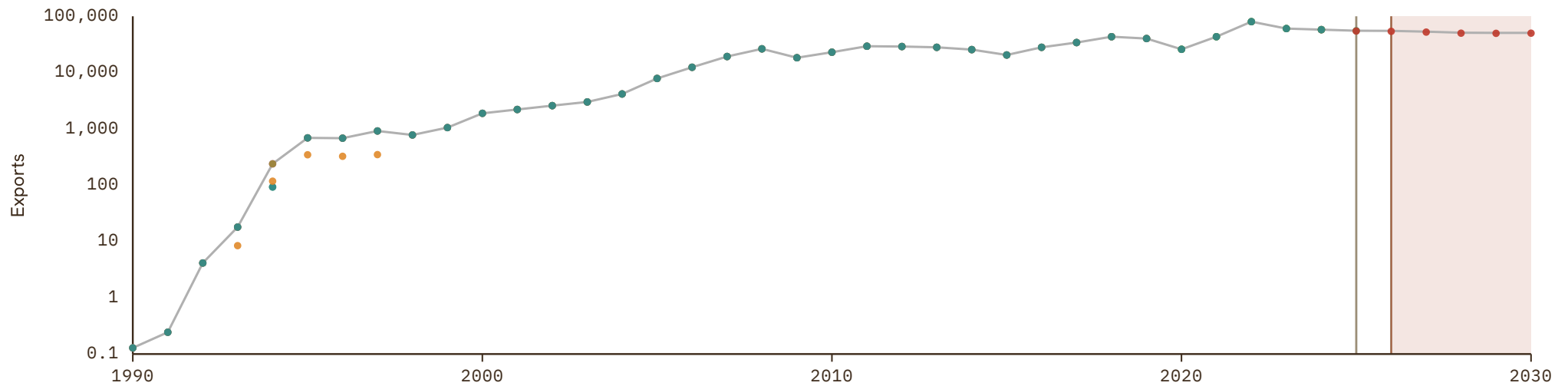
UNIT
millions of LC

1 Source composition

SOURCE	CODE	TIME SPAN	NOTES
United Nations (2024)	UN	1990 - 2024	Baseline source, overlaps with anchor year 2018.
International Monetary Fund (2025)	IMF IFS	2025 - 2025	Ratio-spliced using overlapping data in 2026: (ratio = 100%).
International Monetary Fund (2025) (forecasts)	IMF WEO forecast	2026 - 2030	Ratio-spliced using overlapping data in 2031: (ratio = 101.7%).

2 Harmonised series

GMD forecast
 — GMD estimate
 | Source change
 ● IMF IFS
 ● IMF WEO forecast
 ● IMF WEO
 ● PWT
 ● UN
 ● WDI
 ● WDI ARC



Bahamas

COVERAGE
1970-2030

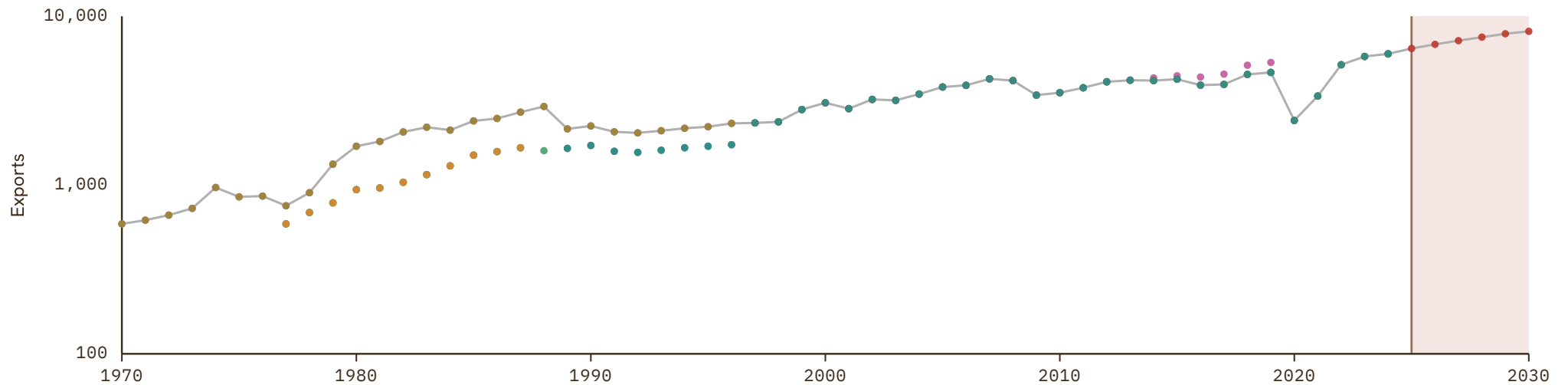
UNIT
millions of LC

1 Source composition

SOURCE	CODE	TIME SPAN	NOTES
United Nations (2024)	UN	1970 - 2024	Baseline source, overlaps with anchor year 2018.
International Monetary Fund (2025) (forecasts)	IMF WEO forecast	2025 - 2030	Ratio-spliced using overlapping data in 2031: (ratio = 100%).

2 Harmonised series

GMD forecast
 — GMD estimate
 | Source change
 ● IMF IFS
 ● IMF WEO forecast
 ● IMF WEO
 ● PWT
 ● UN
 ● WDI
 ● WDI ARC



Bahrain

COVERAGE
1959–2030

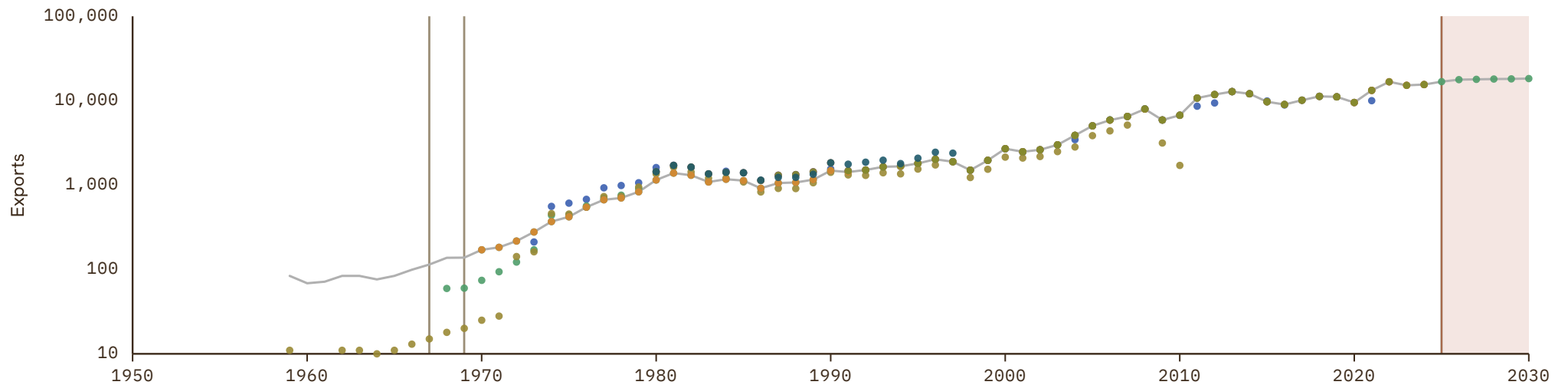
UNIT
millions of LC

1 Source composition

SOURCE	CODE	TIME SPAN	NOTES
Brian Mitchell (2013)	Mitchell	1959 - 1967	Ratio-spliced using overlapping data in 1968: (ratio = 762.2%).
International Monetary Fund (2025)	IMF IFS	1968 - 1969	Ratio-spliced using overlapping data in 1970: (ratio = 230.6%).
United Nations (2024)	UN	1970 - 2024	Baseline source, overlaps with anchor year 2018.
International Monetary Fund (2025) (forecasts)	IMF WEO forecast	2025 - 2030	Ratio-spliced using overlapping data in 2031: (ratio = 100%).

2 Harmonised series

■ GMD forecast
 — GMD estimate
 Source change
 ● AMF
 ● IMF IFS
 ● IMF WEO forecast
 ● IMF WEO
 ● Mitchell
 ● PWT
 ● UN
 ● WDI
 ● WDI ARC



Bangladesh

COVERAGE
1959-2030

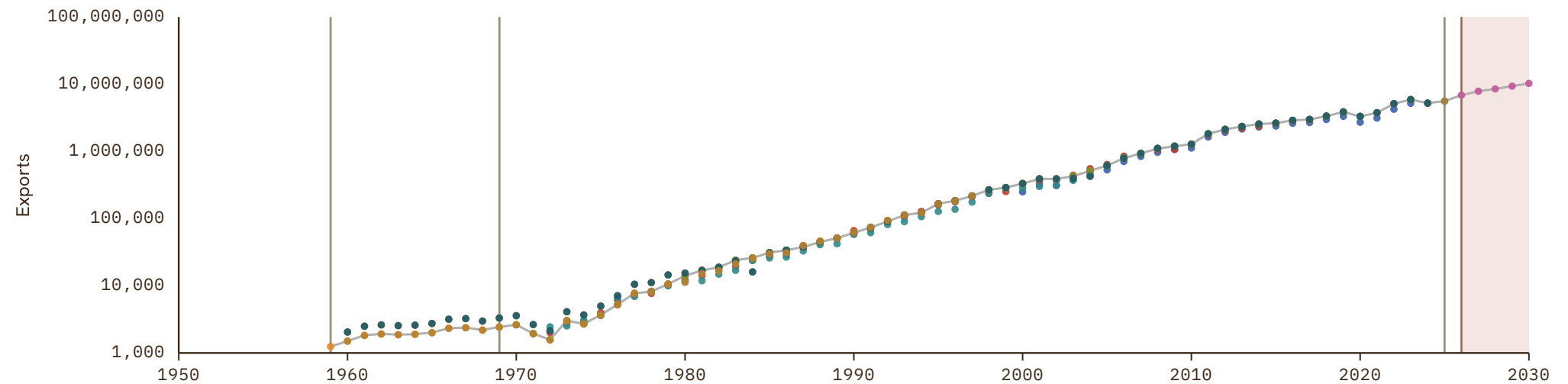
UNIT
millions of LC

1 Source composition

SOURCE	CODE	TIME SPAN	NOTES
Feenstra et al. (2015)	PWT	1959 - 1959	Ratio-spliced using overlapping data in 1960: (ratio = 100%).
World Bank (2024)	WDI	1960 - 1969	Ratio-spliced using overlapping data in 1970: (ratio = 73.5%).
United Nations (2024)	UN	1970 - 2024	Baseline source, overlaps with anchor year 2018.
International Monetary Fund (2025)	IMF WEO	2025 - 2025	Ratio-spliced using overlapping data in 2026: (ratio = 100%).
International Monetary Fund (2025) (forecasts)	IMF WEO forecast	2026 - 2030	Ratio-spliced using overlapping data in 2031: (ratio = 100%).

2 Harmonised series

■ GMD forecast
 — GMD estimate
 Source change
 ● ADB
 ● CEPII
 ● IMF IFS
 ● IMF WEO forecast
 ● IMF WEO
 ● Mitchell
 ● PWT
 ● UN
 ● WDI
 ● WDI ARC



Barbados

COVERAGE
1832-2024

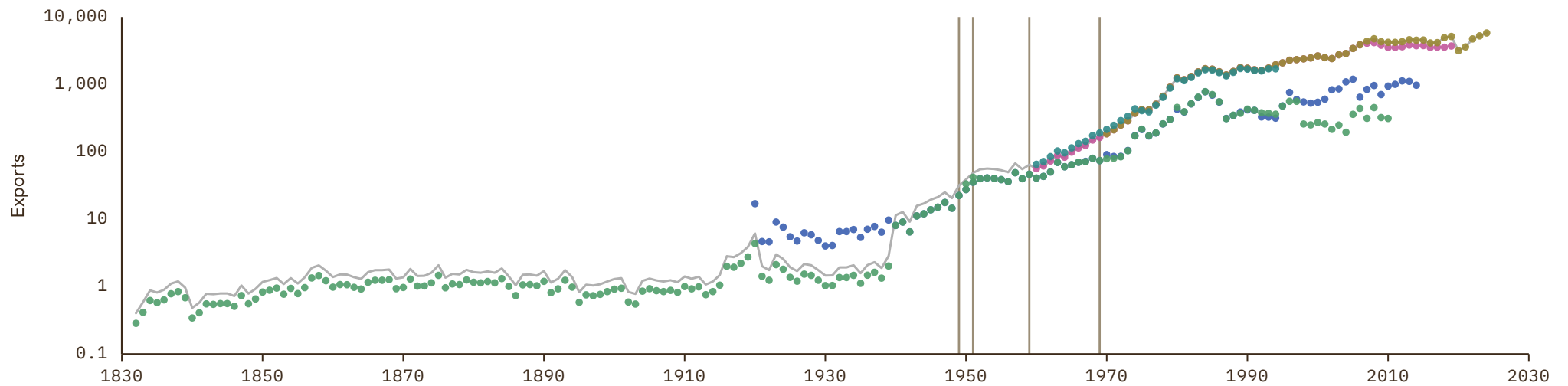
UNIT
millions of LC

1 Source composition

SOURCE	CODE	TIME SPAN	NOTES
Brian Mitchell (2013)	Mitchell	1832 - 1949	Ratio-spliced using overlapping data in 1950: (ratio = 141.4%).
International Monetary Fund (2025)	IMF IFS	1950 - 1951	Ratio-spliced using overlapping data in 1952: (ratio = 116.5%).
Brian Mitchell (2013)	Mitchell	1952 - 1959	Ratio-spliced using overlapping data in 1960: (ratio = 137.8%).
World Bank (1999)	WDI ARC	1960 - 1969	Ratio-spliced using overlapping data in 1970: (ratio = 86%).
United Nations (2024)	UN	1970 - 2024	Baseline source, overlaps with anchor year 2018.

2 Harmonised series

— GMD estimate | Source change ● CEPII ● IMF IFS ● Mitchell ● PWT ● UN ● WDI ARC



Belarus

COVERAGE
1990-2030

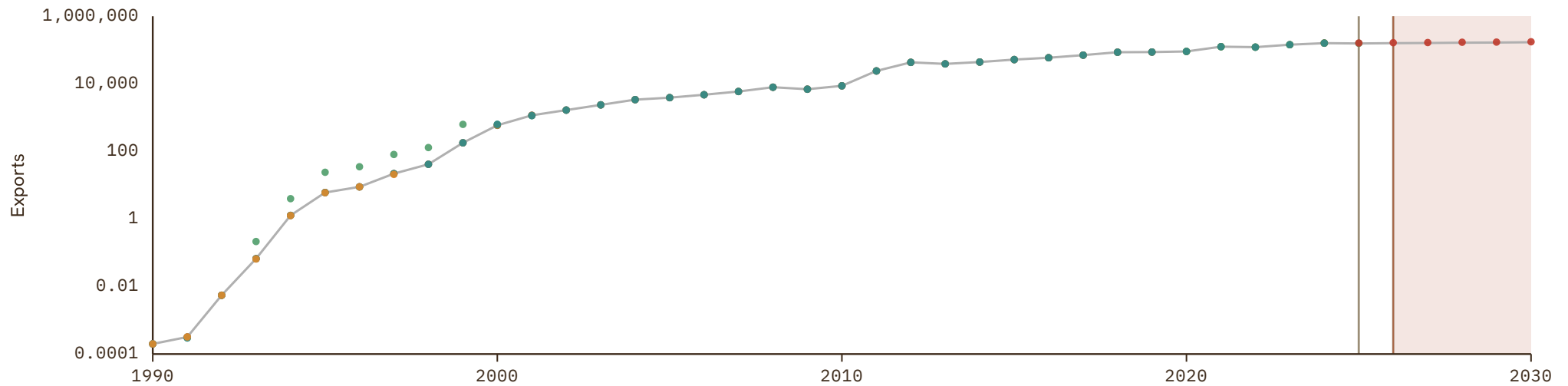
UNIT
millions of LC

1 Source composition

SOURCE	CODE	TIME SPAN	NOTES
United Nations (2024)	UN	1990 - 2024	Baseline source, overlaps with anchor year 2018.
International Monetary Fund (2025)	IMF IFS	2025 - 2025	Ratio-spliced using overlapping data in 2026: (ratio = 99.6%).
International Monetary Fund (2025) (forecasts)	IMF WEO forecast	2026 - 2030	Ratio-spliced using overlapping data in 2031: (ratio = 96.9%).

2 Harmonised series

GMD forecast
 — GMD estimate
 | Source change
 ● IMF IFS
 ● IMF WEO forecast
 ● IMF WEO
 ● PWT
 ● UN
 ● WDI
 ● WDI ARC



Belgium

COVERAGE
1830–2030

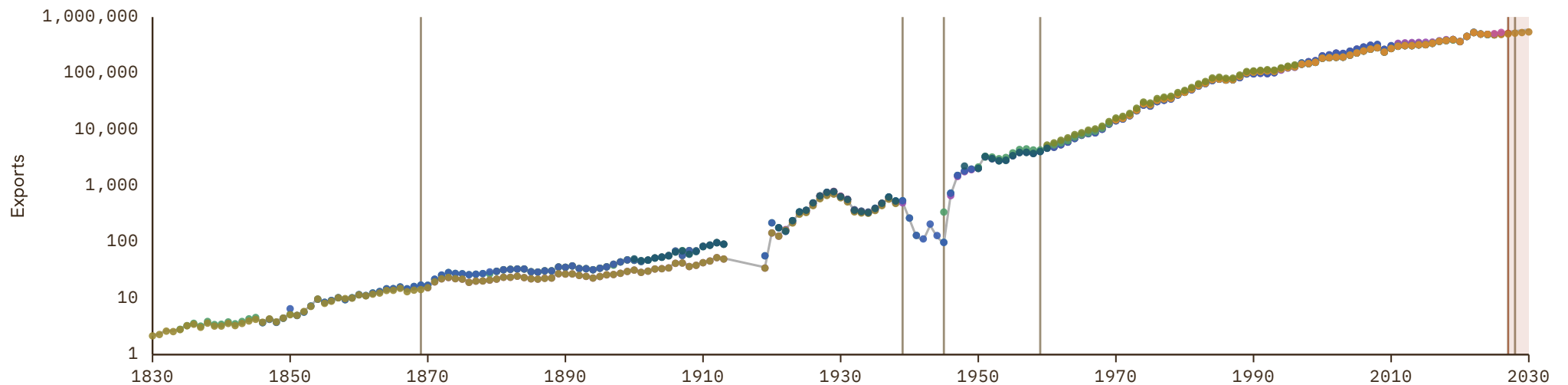
UNIT
millions of LC

1 Source composition

SOURCE	CODE	TIME SPAN	NOTES
Federico et al. (2019)	Tena	1830 - 1869	Ratio-spliced using overlapping data in 1870: (ratio = 103.4%).
Jordá et al. (2017)	JST	1870 - 1939	Ratio-spliced using overlapping data in 1940: (ratio = 103.4%).
Brian Mitchell (2013)	Mitchell	1940 - 1945	Ratio-spliced using overlapping data in 1946: (ratio = 94.7%).
Jordá et al. (2017)	JST	1946 - 1959	Ratio-spliced using overlapping data in 1960: (ratio = 104.4%).
OECD (2024)	OECD EO	1960 - 2026	Baseline source, overlaps with anchor year 2018.
AMECO forecast	AMECO forecast	2027 - 2027	Ratio-spliced using overlapping data in 2028: (ratio = 106.4%).
International Monetary Fund (2025) (forecasts)	IMF WEO forecast	2028 - 2030	Ratio-spliced using overlapping data in 2031: (ratio = 109.4%).

2 Harmonised series

- GMD forecast
 GMD estimate
 Source change
 ● AMECO
 ● AMECO forecast
 ● CEPII
 ● EUS
 ● FZ
 ● HFS
 ● IHD
 ● IHD 2
 ● IMF IFS
- IMF WEO forecast
 ● IMF WEO
 ● JST
 ● Mitchell
 ● OECD EO
 ● PWT
 ● TH ID
 ● Tena
 ● UN
 ● WDI
 ● WDI ARC
 ● UN trade



Belize

COVERAGE
1969-2030

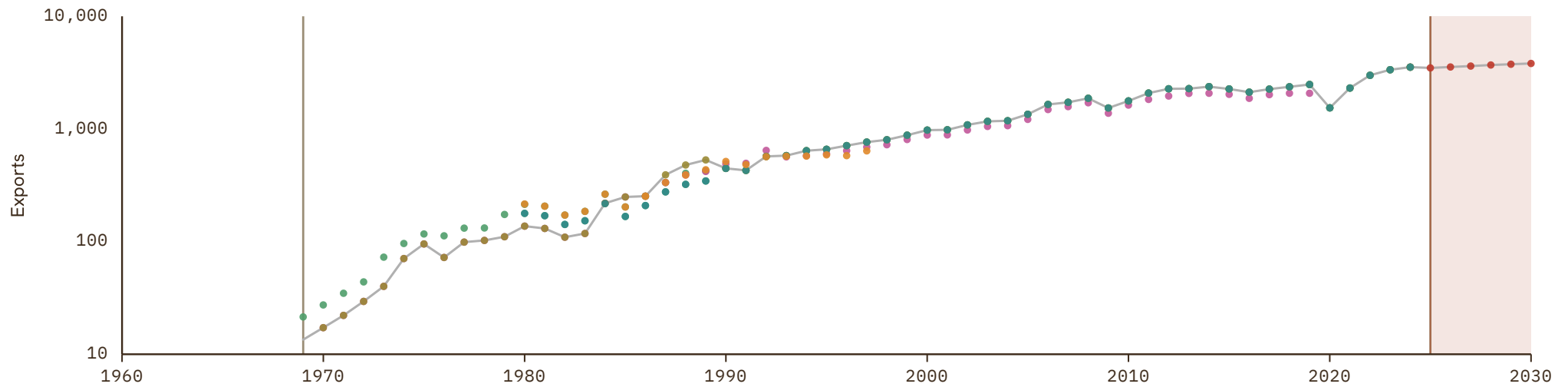
UNIT
millions of LC

1 Source composition

SOURCE	CODE	TIME SPAN	NOTES
International Monetary Fund (2025)	IMF IFS	1969 - 1969	Ratio-spliced using overlapping data in 1970: (ratio = 62.7%).
United Nations (2024)	UN	1970 - 2024	Baseline source, overlaps with anchor year 2018.
International Monetary Fund (2025) (forecasts)	IMF WEO forecast	2025 - 2030	Ratio-spliced using overlapping data in 2031: (ratio = 100%).

2 Harmonised series

GMD forecast
 — GMD estimate
 Source change
● IMF IFS
● IMF WEO forecast
● IMF WEO
● PWT
● UN
● WDI
● WDI ARC



Benin

COVERAGE
1892-2030

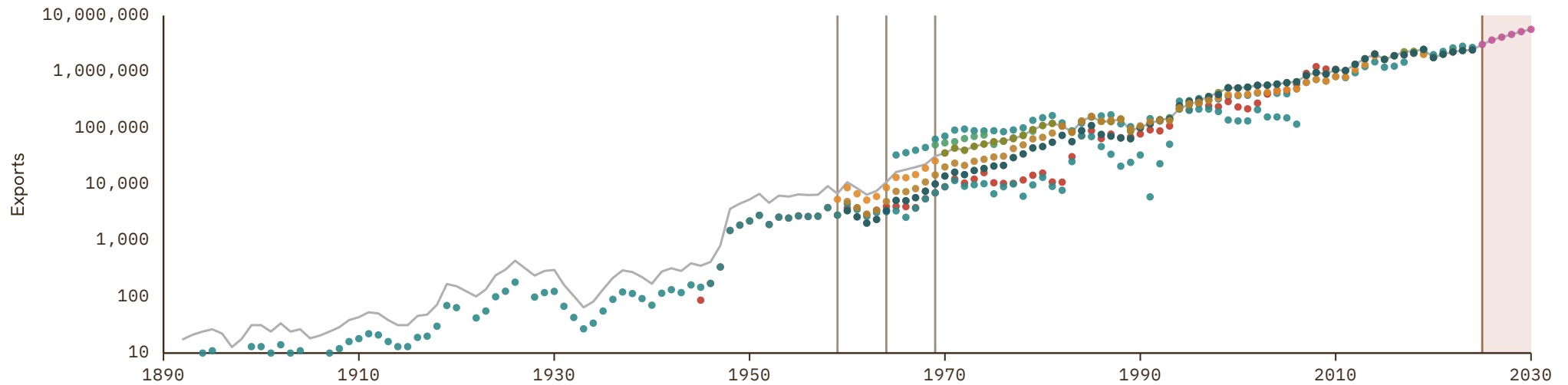
UNIT
millions of LC

1 Source composition

SOURCE	CODE	TIME SPAN	NOTES
Brian Mitchell (2013)	Mitchell	1892 - 1959	Ratio-spliced using overlapping data in 1960: (ratio = 241.2%).
World Bank (2024)	WDI	1960 - 1964	Ratio-spliced using overlapping data in 1965: (ratio = 320.5%).
BCEAO (2024)	BCEAO	1965 - 1969	Ratio-spliced using overlapping data in 1970: (ratio = 50%).
United Nations (2024)	UN	1970 - 2024	Baseline source, overlaps with anchor year 2018.
International Monetary Fund (2025) (forecasts)	IMF WEO forecast	2025 - 2030	Ratio-spliced using overlapping data in 2031: (ratio = 100%).

2 Harmonised series

■ GMD forecast
 — GMD estimate
 Source change
 ● BCEAO
 ● CEPII
 ● IMF IFS
 ● IMF WEO forecast
 ● IMF WEO
 ● Mitchell
 ● PWT
 ● UN
 ● WDI
 ● WDI ARC



Bermuda

COVERAGE
1970-2024

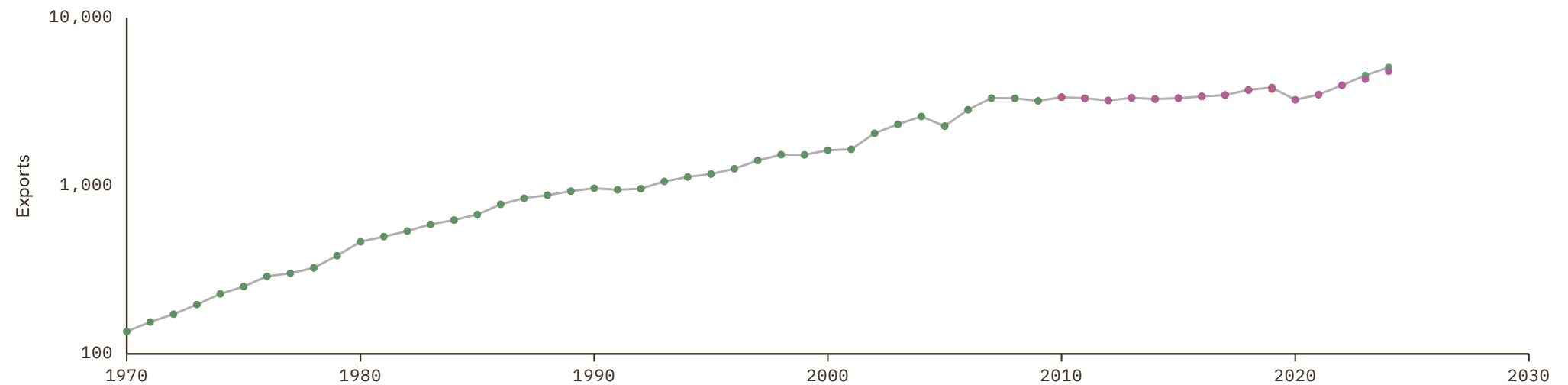
UNIT
millions of LC

1 Source composition

SOURCE	CODE	TIME SPAN	NOTES
United Nations (2024)	UN	1970 - 2024	Baseline source, overlaps with anchor year 2018.

2 Harmonised series

— GMD estimate ● IMF WEO ● PWT ● UN ● WDI



Bhutan

COVERAGE
1970-2030

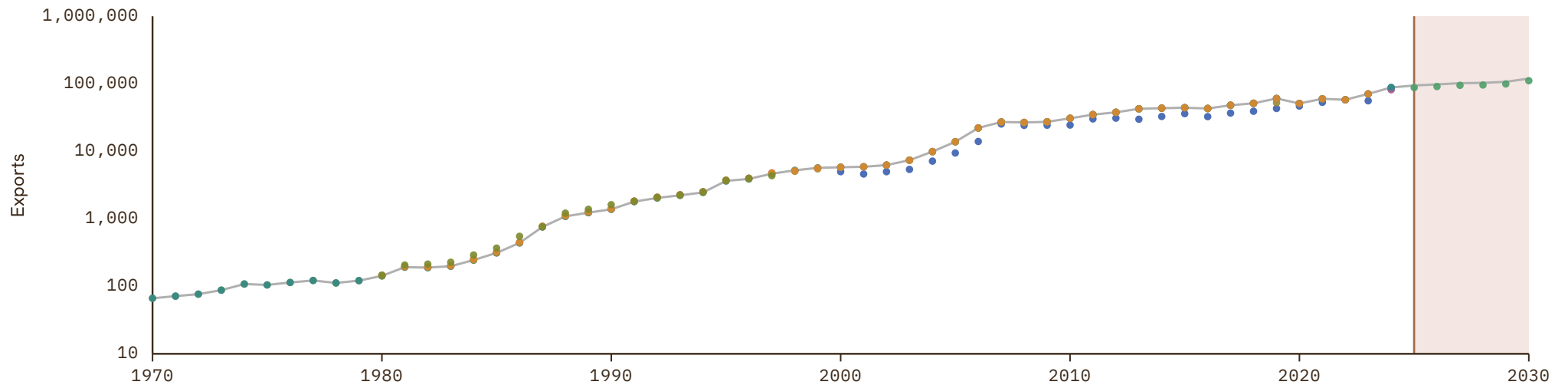
UNIT
millions of LC

1 Source composition

SOURCE	CODE	TIME SPAN	NOTES
United Nations (2024)	UN	1970 - 2024	Baseline source, overlaps with anchor year 2018.
International Monetary Fund (2025) (forecasts)	IMF WEO forecast	2025 - 2030	Ratio-spliced using overlapping data in 2031: (ratio = 107.5%).

2 Harmonised series

GMD forecast
 — GMD estimate
 | Source change
 ● ADB
 ● IMF IFS
 ● IMF WEO forecast
 ● IMF WEO
 ● PWT
 ● UN
 ● WDI
 ● WDI ARC



Bolivia

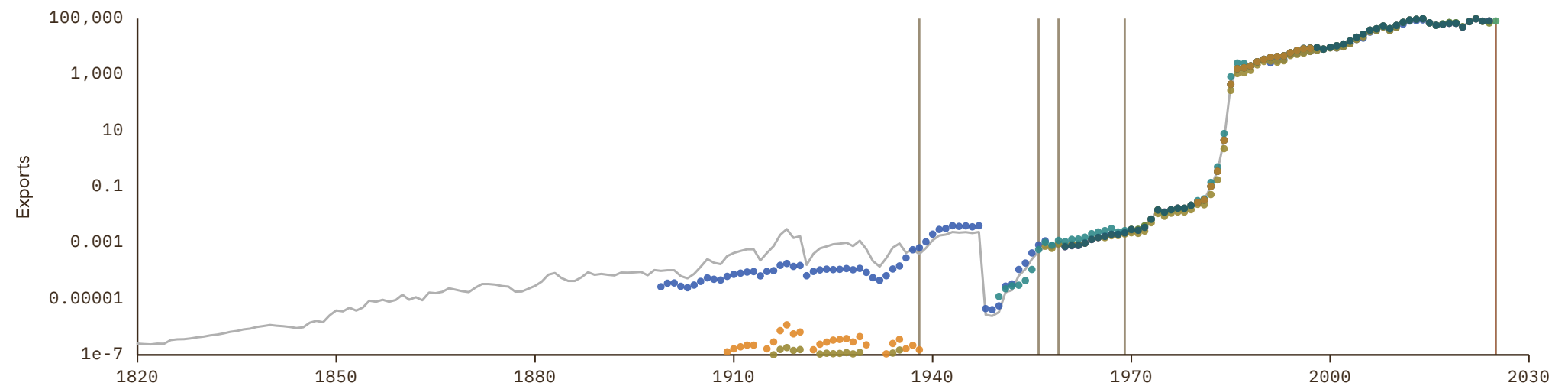
COVERAGE
1820–2025

UNIT
millions of LC

1 Source composition

SOURCE	CODE	TIME SPAN	NOTES
Federico et al. (2019)	Tena	1820 - 1938	Ratio-spliced using overlapping data in 1939: (ratio = 262245.5%).
Fouquin et al. (2016)	CEPII	1939 - 1956	Ratio-spliced using overlapping data in 1957: (ratio = 60.3%).
Brian Mitchell (2013)	Mitchell	1957 - 1959	Ratio-spliced using overlapping data in 1960: (ratio = 92.5%).
World Bank (2024)	WDI	1960 - 1969	Ratio-spliced using overlapping data in 1970: (ratio = 100.9%).
United Nations (2024)	UN	1970 - 2024	Baseline source, overlaps with anchor year 2018.
International Monetary Fund (2025) (forecasts)	IMF WEO forecast	2025 - 2025	Ratio-spliced using overlapping data in 2026: (ratio = 85.2%).

2 Harmonised series



Bosnia and Herzegovina

COVERAGE
1990-2030

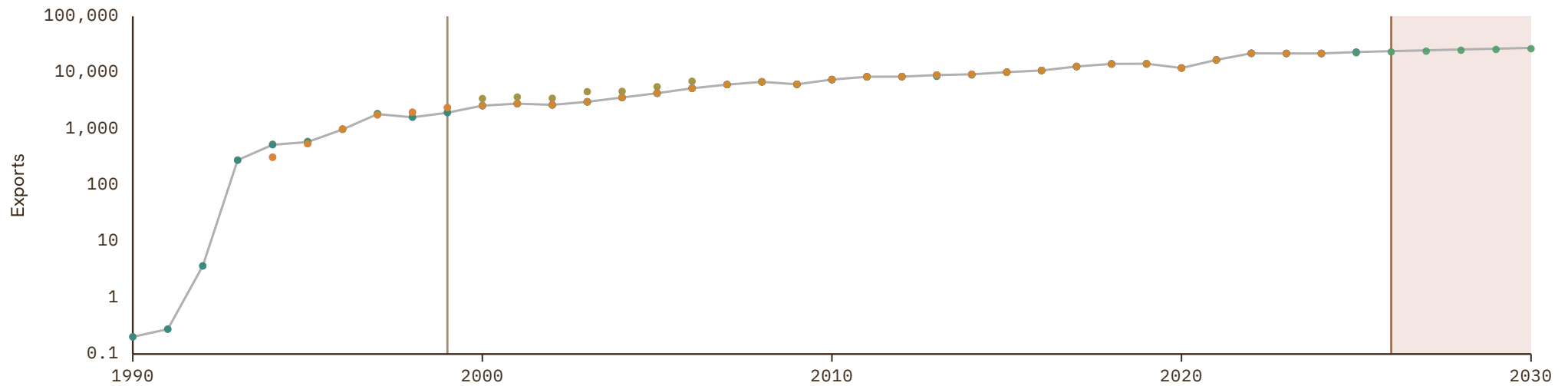
UNIT
millions of LC

1 Source composition

SOURCE	CODE	TIME SPAN	NOTES
United Nations (2024)	UN	1990 - 1999	Ratio-spliced using overlapping data in 2000: (ratio = 100%).
Eurostat (2025)	EUS	2000 - 2025	Baseline source, overlaps with anchor year 2018.
International Monetary Fund (2025) (forecasts)	IMF WEO forecast	2026 - 2030	Ratio-spliced using overlapping data in 2031: (ratio = 103.3%).

2 Harmonised series

GMD forecast
 — GMD estimate
 | Source change
 ● EUS
 ● IMF IFS
 ● IMF WEO forecast
 ● IMF WEO
 ● PWT
 ● UN
 ● WDI



Botswana

COVERAGE
1960-2030

UNIT
millions of LC

1 Source composition

SOURCE	CODE	TIME SPAN	NOTES
World Bank (2024)	WDI	1960 - 1969	Ratio-spliced using overlapping data in 1970: (ratio = 70.8%).
United Nations (2024)	UN	1970 - 2024	Baseline source, overlaps with anchor year 2018.
International Monetary Fund (2025) (forecasts)	IMF WEO forecast	2025 - 2030	Ratio-spliced using overlapping data in 2031: (ratio = 95.1%).

2 Harmonised series

GMD forecast
 — GMD estimate
| Source change
● CEPII
● IMF IFS
● IMF WEO forecast
● IMF WEO
● PWT
● UN
● WDI
● WDI ARC



Brazil

COVERAGE
1820–2030

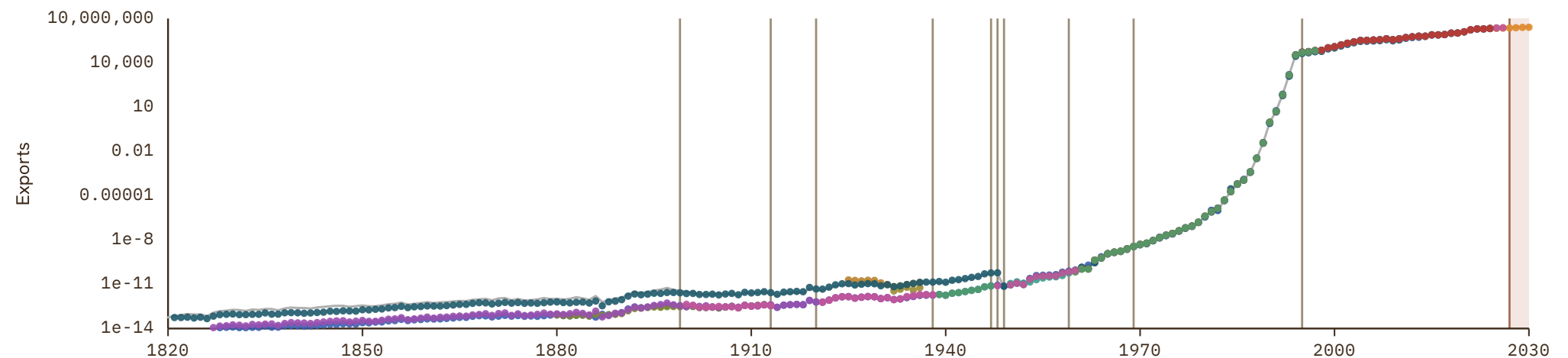
UNIT
millions of LC

1 Source composition

SOURCE	CODE	TIME SPAN	NOTES
Federico et al. (2019)	Tena	1820 - 1899	Ratio-spliced using overlapping data in 1900: (ratio = 1047.1%).
UN Statistics Division (2025)	UN trade	1900 - 1913	Ratio-spliced using overlapping data in 1914: (ratio = 724.1%).
Federico et al. (2019)	Tena	1914 - 1920	Ratio-spliced using overlapping data in 1921: (ratio = 626.5%).
UN Statistics Division (2025)	UN trade	1921 - 1938	Ratio-spliced using overlapping data in 1939: (ratio = 643.3%).
Brian Mitchell (2013)	Mitchell	1939 - 1947	Ratio-spliced using overlapping data in 1948: (ratio = 87.1%).
UN Statistics Division (2025)	UN trade	1948 - 1948	Ratio-spliced using overlapping data in 1949: (ratio = 652.7%).

SOURCE	CODE	TIME SPAN	NOTES
Brian Mitchell (2013)	Mitchell	1949 - 1949	Ratio-spliced using overlapping data in 1950: (ratio = 87.1%).
UN Statistics Division (2025)	UN trade	1950 - 1959	Ratio-spliced using overlapping data in 1960: (ratio = 87.1%).
World Bank (2024)	WDI	1960 - 1969	Ratio-spliced using overlapping data in 1970: (ratio = 102.1%).
United Nations (2024)	UN	1970 - 1995	Ratio-spliced using overlapping data in 1996: (ratio = 100%).
OECD (2024)	OECD EO	1996 - 2026	Baseline source, overlaps with anchor year 2018.
International Monetary Fund (2025) (forecasts)	IMF WEO forecast	2027 - 2030	Ratio-spliced using overlapping data in 2031: (ratio = 106.9%).

2 Harmonised series



Brunei

COVERAGE
1911-2030

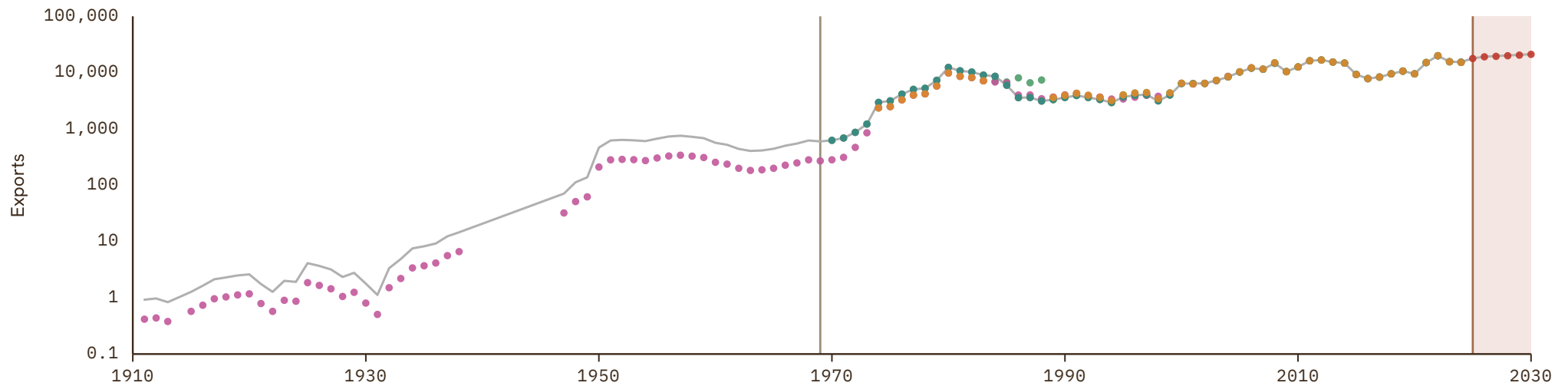
UNIT
millions of LC

1 Source composition

SOURCE	CODE	TIME SPAN	NOTES
Brian Mitchell (2013)	Mitchell	1911 - 1969	Ratio-spliced using overlapping data in 1970: (ratio = 221.6%).
United Nations (2024)	UN	1970 - 2024	Baseline source, overlaps with anchor year 2018.
International Monetary Fund (2025) (forecasts)	IMF WEO forecast	2025 - 2030	Ratio-spliced using overlapping data in 2031: (ratio = 100.8%).

2 Harmonised series

 GMD forecast
 GMD estimate
 Source change
 ● IMF IFS
 ● IMF WEO forecast
 ● IMF WEO
 ● Mitchell
 ● PWT
 ● UN
 ● WDI



Bulgaria

COVERAGE
1879-2030

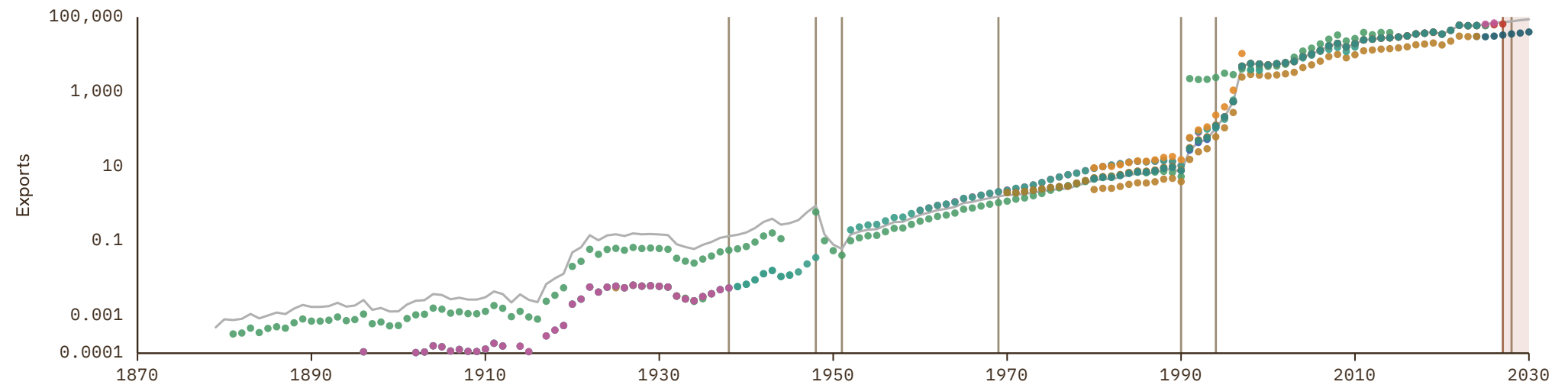
UNIT
millions of LC

1 Source composition

SOURCE	CODE	TIME SPAN	NOTES
Federico et al. (2019)	Tena	1879 - 1938	Ratio-spliced using overlapping data in 1939: (ratio = 2437.3%).
Brian Mitchell (2013)	Mitchell	1939 - 1948	Ratio-spliced using overlapping data in 1949: (ratio = 2437.4%).
Fouquin et al. (2016)	CEPII	1949 - 1951	Ratio-spliced using overlapping data in 1952: (ratio = 146.8%).
Brian Mitchell (2013)	Mitchell	1952 - 1969	Ratio-spliced using overlapping data in 1970: (ratio = 75.1%).
United Nations (2024)	UN	1970 - 1990	Ratio-spliced using overlapping data in 1991: (ratio = 86.3%).
European Commission (2024)	AMECO	1991 - 1994	Ratio-spliced using overlapping data in 1995: (ratio = 100%).
OECD (2024)	OECD EO	1995 - 2026	Baseline source, overlaps with anchor year 2018.
AMECO forecast	AMECO forecast	2027 - 2027	Ratio-spliced using overlapping data in 2028: (ratio = 112%).
International Monetary Fund (2025) (forecasts)	IMF WEO forecast	2028 - 2030	Ratio-spliced using overlapping data in 2031: (ratio = 219.5%).

2 Harmonised series

GMD forecast
 GMD estimate
 | Source change
 ● AMECO
 ● AMECO forecast
 ● CEPII
 ● COMECON
 ● EUS
 ● IHD
 ● IHD 2
 ● IMF IFS
 ● IMF WEO forecast
 ● IMF WEO
 ● Mitchell
 ● NBS
 ● OECD EO
 ● PWT
 ● TH ID
 ● Tena
 ● UN
 ● WDI
 ● WDI ARC



Burkina Faso

COVERAGE
1951-2030

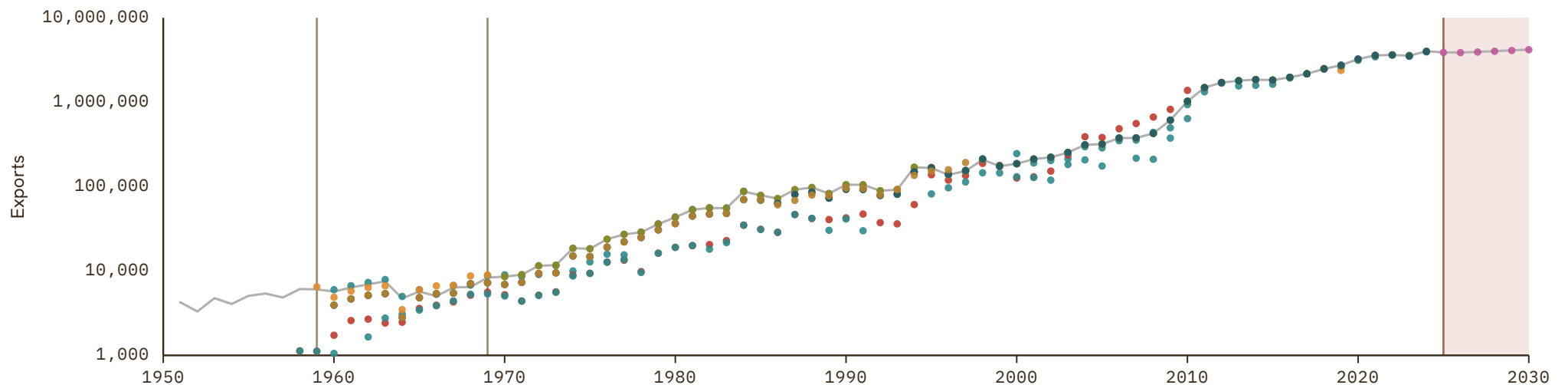
UNIT
millions of LC

1 Source composition

SOURCE	CODE	TIME SPAN	NOTES
Brian Mitchell (2013)	Mitchell	1951 - 1959	Ratio-spliced using overlapping data in 1960: (ratio = 540.3%).
BCEAO (2024)	BCEAO	1960 - 1969	Ratio-spliced using overlapping data in 1970: (ratio = 95.1%).
United Nations (2024)	UN	1970 - 2024	Baseline source, overlaps with anchor year 2018.
International Monetary Fund (2025) (forecasts)	IMF WEO forecast	2025 - 2030	Ratio-spliced using overlapping data in 2031: (ratio = 100.3%).

2 Harmonised series

GMD forecast
 GMD estimate
 Source change
 ● BCEAO
 ● CEPII
 ● IMF IFS
 ● IMF WEO forecast
 ● IMF WEO
 ● Mitchell
 ● PWT
 ● UN
 ● WDI
 ● WDI ARC



Burundi

COVERAGE
1960-2030

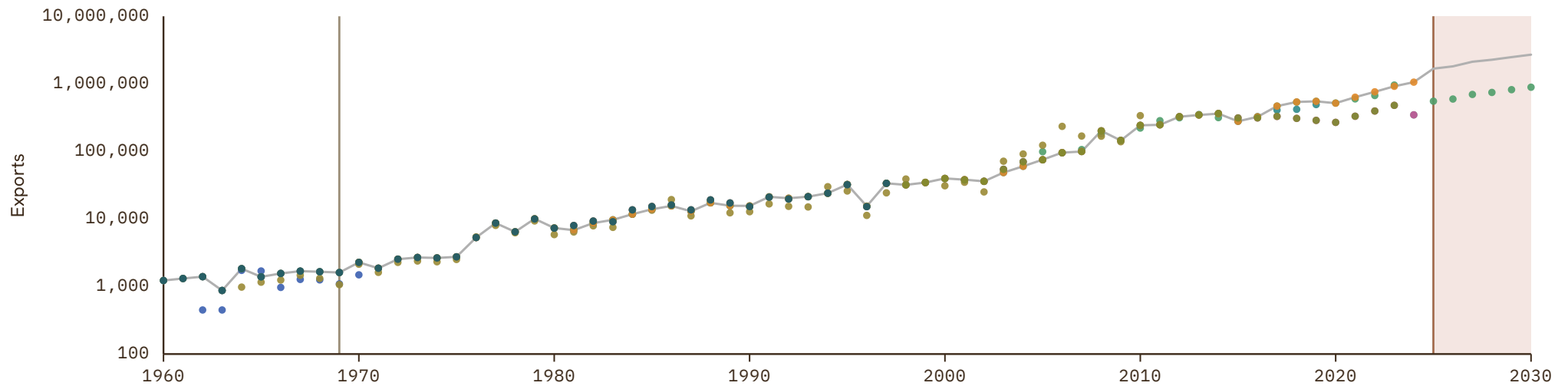
UNIT
millions of LC

1 Source composition

SOURCE	CODE	TIME SPAN	NOTES
World Bank (2024)	WDI	1960 - 1969	Ratio-spliced using overlapping data in 1970: (ratio = 100%).
United Nations (2024)	UN	1970 - 2024	Baseline source, overlaps with anchor year 2018.
International Monetary Fund (2025) (forecasts)	IMF WEO forecast	2025 - 2030	Ratio-spliced using overlapping data in 2031: (ratio = 304.1%).

2 Harmonised series

GMD forecast
 — GMD estimate
| Source change
● CEPII
● IMF IFS
● IMF WEO forecast
● IMF WEO
● Mitchell
● PWT
● UN
● WDI
● WDI ARC



Cambodia

COVERAGE
1953–2030

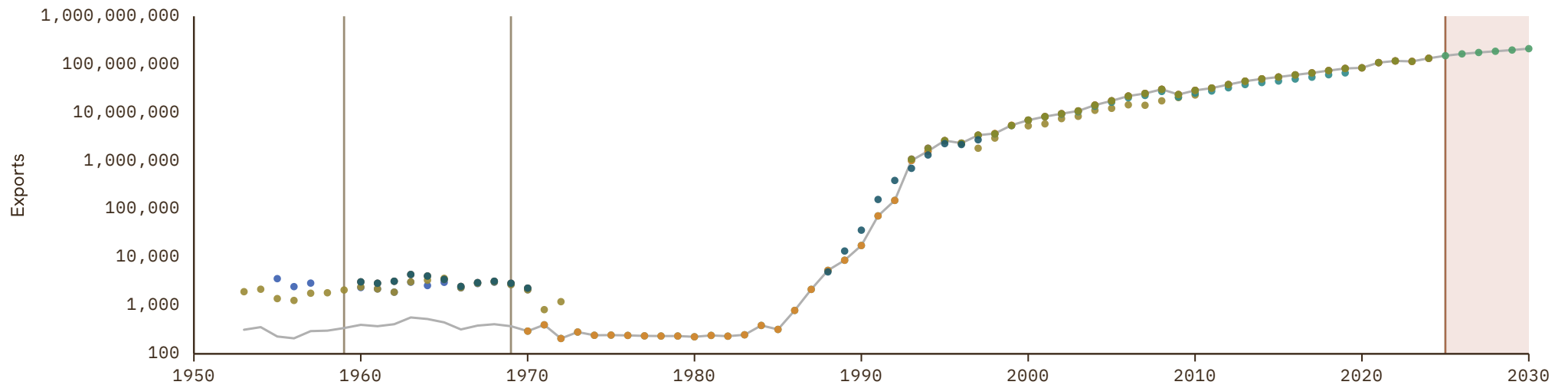
UNIT
millions of LC

1 Source composition

SOURCE	CODE	TIME SPAN	NOTES
Brian Mitchell (2013)	Mitchell	1953 - 1959	Ratio-spliced using overlapping data in 1960: (ratio = 16.3%).
World Bank (2024)	WDI	1960 - 1969	Ratio-spliced using overlapping data in 1970: (ratio = 12.9%).
United Nations (2024)	UN	1970 - 2024	Baseline source, overlaps with anchor year 2018.
International Monetary Fund (2025) (forecasts)	IMF WEO forecast	2025 - 2030	Ratio-spliced using overlapping data in 2031: (ratio = 100%).

2 Harmonised series

█ GMD forecast
 — GMD estimate
 Source change
 ● CEPII
 ● IMF IFS
 ● IMF WEO forecast
 ● IMF WEO
 ● Mitchell
 ● PWT
 ● UN
 ● WDI
 ● WDI ARC



Cameroon

COVERAGE
1891–2030

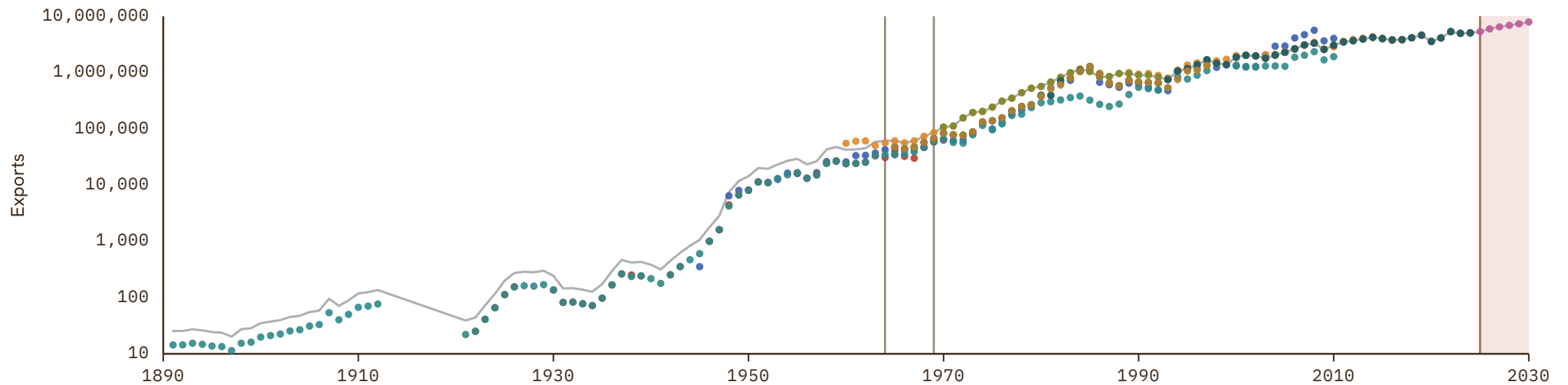
UNIT
millions of LC

1 Source composition

SOURCE	CODE	TIME SPAN	NOTES
Brian Mitchell (2013)	Mitchell	1891 - 1964	Ratio-spliced using overlapping data in 1965: (ratio = 177%).
World Bank (2024)	WDI	1965 - 1969	Ratio-spliced using overlapping data in 1970: (ratio = 128.3%).
United Nations (2024)	UN	1970 - 2024	Baseline source, overlaps with anchor year 2018.
International Monetary Fund (2025) (forecasts)	IMF WEO forecast	2025 - 2030	Ratio-spliced using overlapping data in 2031: (ratio = 100%).

2 Harmonised series

GMD forecast
 GMD estimate
 Source change
 ● CEPII
 ● CogneauDupraz
 ● IMF IFS
 ● IMF WEO forecast
 ● IMF WEO
 ● Mitchell
 ● PWT
 ● UN
 ● WDI
 ● WDI ARC



Canada

COVERAGE
1816-2030

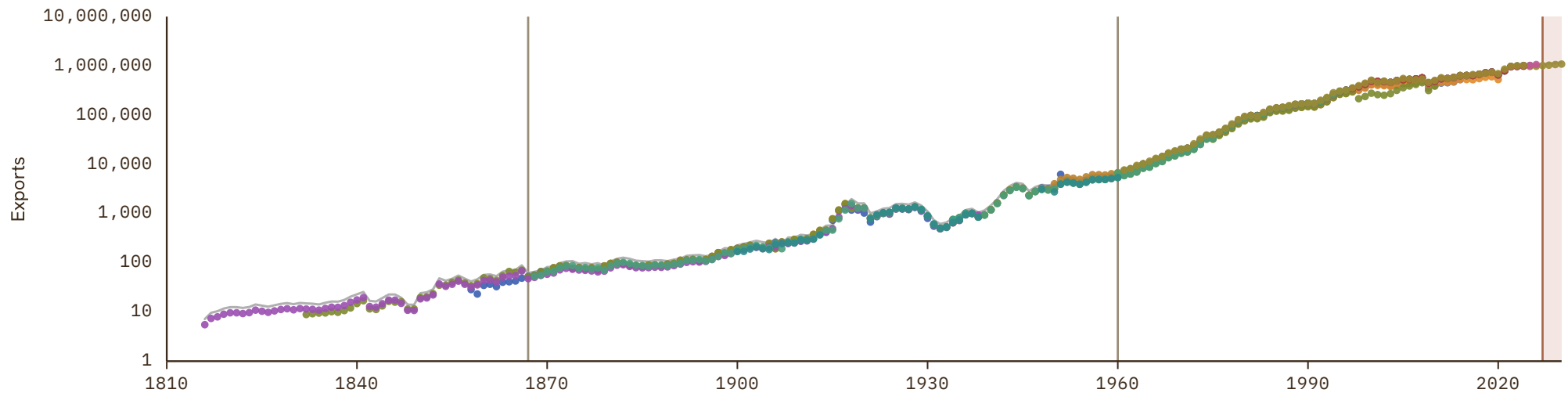
UNIT
millions of LC

1 Source composition

SOURCE	CODE	TIME SPAN	NOTES
Federico et al. (2019)	Tena	1816 - 1867	Ratio-spliced using overlapping data in 1868: (ratio = 130.1%).
Statistics Canada (2024)	CS1 CAN	1868 - 1960	Ratio-spliced using overlapping data in 1961: (ratio = 124%).
OECD (2024)	OECD EO	1961 - 2026	Baseline source, overlaps with anchor year 2018.
International Monetary Fund (2025) (forecasts)	IMF WEO forecast	2027 - 2030	Ratio-spliced using overlapping data in 2031: (ratio = 108.1%).

2 Harmonised series

- GMD forecast
- GMD estimate
- Source change
- CEPII
- IHD
- IHD 2
- IMF IFS
- IMF WEO forecast
- IMF WEO
- JST
- Mitchell
- OECD EO
- PWT
- TH ID
- Tena
- UN
- WDI
- WDI ARC
- CS1
- CS2
- UN trade



Cape Verde

COVERAGE
1960-2030

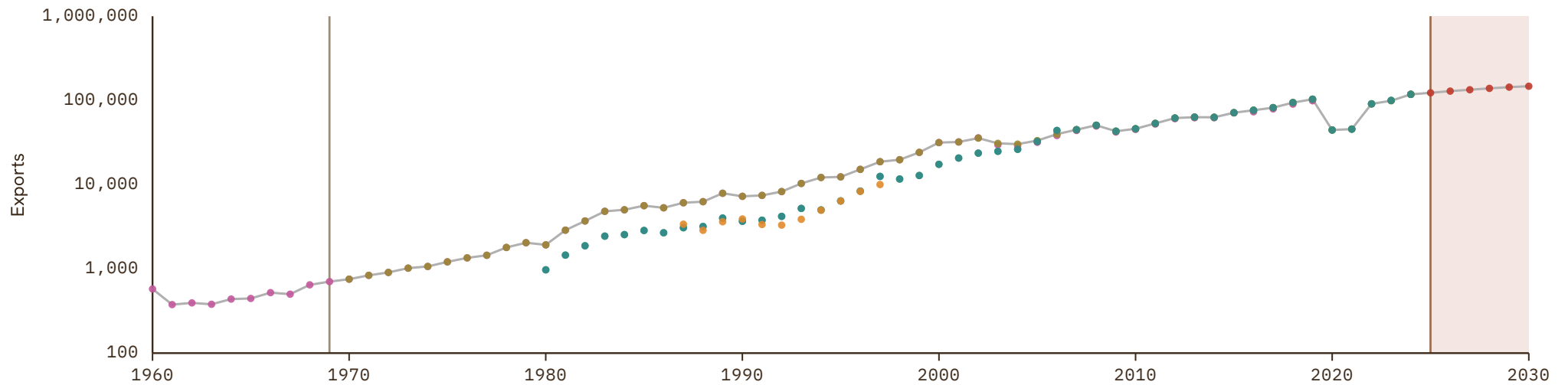
UNIT
millions of LC

1 Source composition

SOURCE	CODE	TIME SPAN	NOTES
Feenstra et al. (2015)	PWT	1960 - 1969	Ratio-spliced using overlapping data in 1970: (ratio = 100%).
United Nations (2024)	UN	1970 - 2024	Baseline source, overlaps with anchor year 2018.
International Monetary Fund (2025) (forecasts)	IMF WEO forecast	2025 - 2030	Ratio-spliced using overlapping data in 2031: (ratio = 100%).

2 Harmonised series

GMD forecast
 — GMD estimate
 | Source change
 ● IMF IFS
 ● IMF WEO forecast
 ● IMF WEO
 ● PWT
 ● UN
 ● WDI
 ● WDI ARC



Central African Republic

COVERAGE
1951–2030

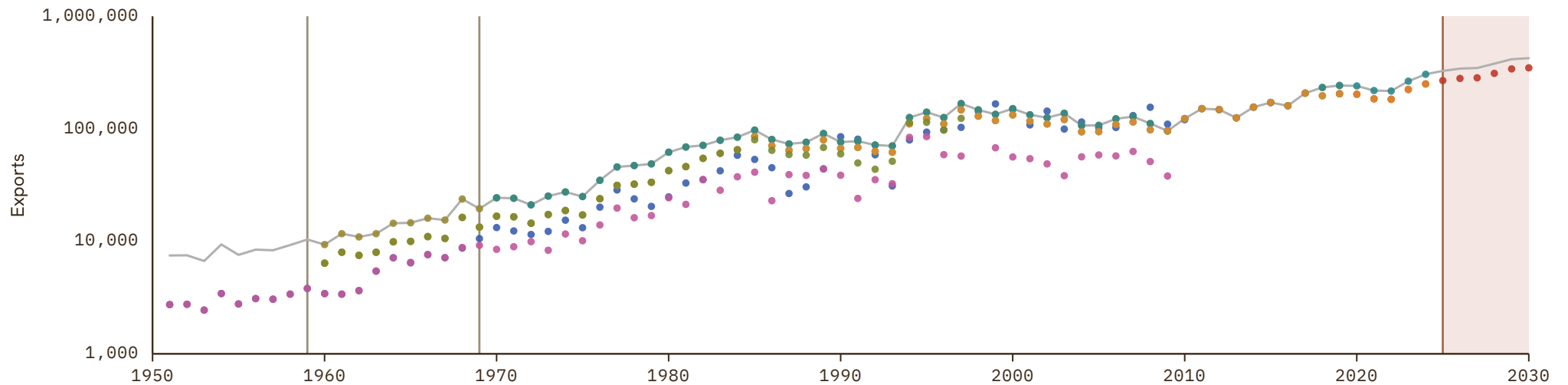
UNIT
millions of LC

1 Source composition

SOURCE	CODE	TIME SPAN	NOTES
Brian Mitchell (2013)	Mitchell	1951 - 1959	Ratio-spliced using overlapping data in 1960: (ratio = 272.8%).
World Bank (2024)	WDI	1960 - 1969	Ratio-spliced using overlapping data in 1970: (ratio = 145.9%).
United Nations (2024)	UN	1970 - 2024	Baseline source, overlaps with anchor year 2018.
International Monetary Fund (2025) (forecasts)	IMF WEO forecast	2025 - 2030	Ratio-spliced using overlapping data in 2031: (ratio = 122%).

2 Harmonised series

GMD forecast
 — GMD estimate
 | Source change
 ● CEPII
 ● IMF WEO forecast
 ● IMF WEO
 ● Mitchell
 ● PWT
 ● UN
 ● WDI
 ● WDI ARC



Chad

COVERAGE
1951-2030

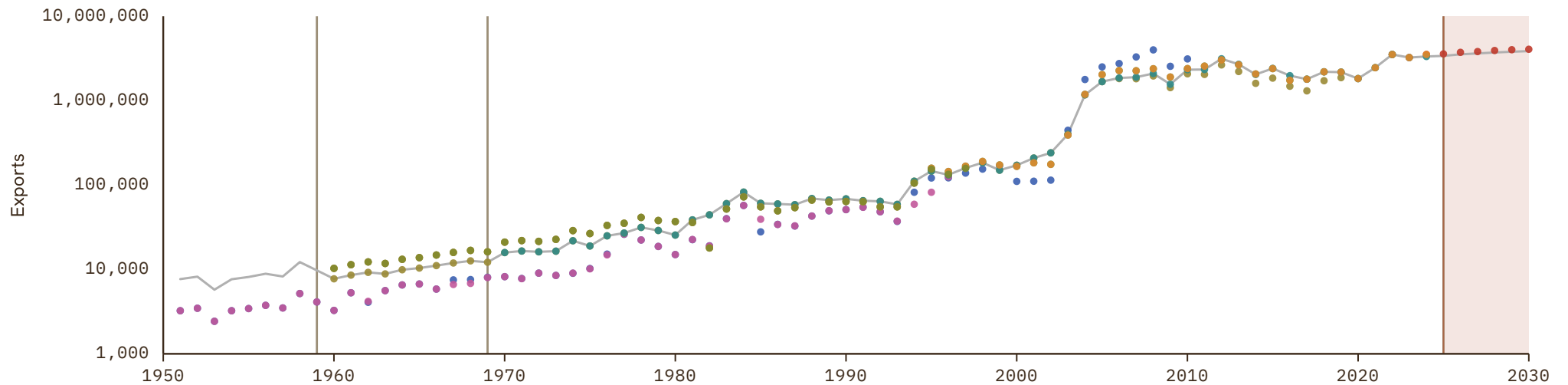
UNIT
millions of LC

1 Source composition

SOURCE	CODE	TIME SPAN	NOTES
Brian Mitchell (2013)	Mitchell	1951 - 1959	Ratio-spliced using overlapping data in 1960: (ratio = 236.6%).
World Bank (2024)	WDI	1960 - 1969	Ratio-spliced using overlapping data in 1970: (ratio = 75.2%).
United Nations (2024)	UN	1970 - 2024	Baseline source, overlaps with anchor year 2018.
International Monetary Fund (2025) (forecasts)	IMF WEO forecast	2025 - 2030	Ratio-spliced using overlapping data in 2031: (ratio = 94.8%).

2 Harmonised series

GMD forecast
 — GMD estimate
 | Source change
 ● CEPII
 ● IMF WEO forecast
 ● IMF WEO
 ● Mitchell
 ● PWT
 ● UN
 ● WDI
 ● WDI ARC



Chile

COVERAGE
1810–2030

UNIT
millions of LC

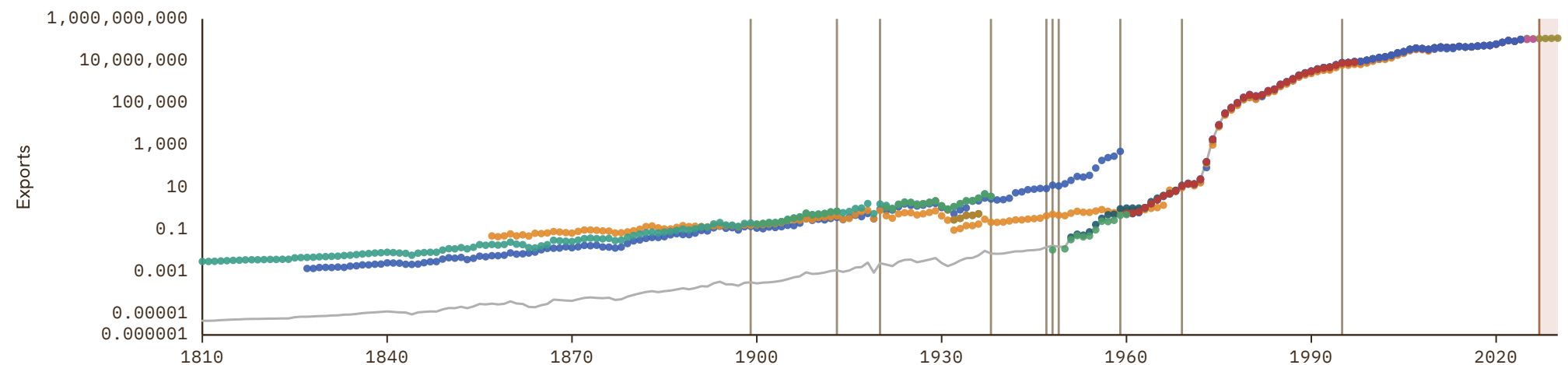
1 Source composition

SOURCE	CODE	TIME SPAN	NOTES
Federico et al. (2019)	Tena	1810 - 1899	Ratio-spliced using overlapping data in 1900: (ratio = .2%).
UN Statistics Division (2025)	UN trade	1900 - 1913	Ratio-spliced using overlapping data in 1914: (ratio = .2%).
Federico et al. (2019)	Tena	1914 - 1920	Ratio-spliced using overlapping data in 1921: (ratio = .2%).
UN Statistics Division (2025)	UN trade	1921 - 1938	Ratio-spliced using overlapping data in 1939: (ratio = .2%).
Brian Mitchell (2013)	Mitchell	1939 - 1947	Ratio-spliced using overlapping data in 1948: (ratio = 3.2%).
UN Statistics Division (2025)	UN trade	1948 - 1948	Ratio-spliced using overlapping data in 1949: (ratio = 158.3%).

SOURCE	CODE	TIME SPAN	NOTES
Brian Mitchell (2013)	Mitchell	1949 - 1949	Ratio-spliced using overlapping data in 1950: (ratio = 3.2%).
UN Statistics Division (2025)	UN trade	1950 - 1959	Ratio-spliced using overlapping data in 1960: (ratio = 121.5%).
World Bank (2024)	WDI	1960 - 1969	Ratio-spliced using overlapping data in 1970: (ratio = 106.2%).
United Nations (2024)	UN	1970 - 1995	Ratio-spliced using overlapping data in 1996: (ratio = 100%).
OECD (2024)	OECD EO	1996 - 2026	Baseline source, overlaps with anchor year 2018.
International Monetary Fund (2025) (forecasts)	IMF WEO forecast	2027 - 2030	Ratio-spliced using overlapping data in 2031: (ratio = 96.4%).

2 Harmonised series

█ GMD forecast
 — GMD estimate
 | Source change
 ● CEPII
 ● IHD
 ● IHD 2
 ● IMF IFS
 ● IMF WEO forecast
 ● IMF WEO
 ● Mitchell
 ● OECD EO
 ● PWT
 ● TH ID
 ● Tena
 ● UN
 ● WDI
 ● WDI ARC
 ● UN trade



China

COVERAGE
1830–2030

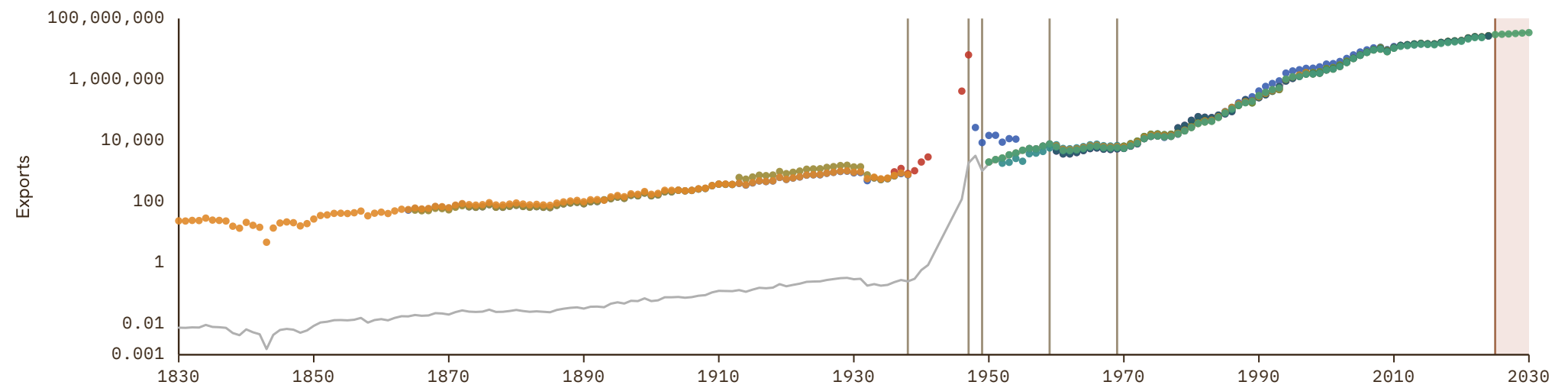
UNIT
millions of LC

1 Source composition

SOURCE	CODE	TIME SPAN	NOTES
Federico et al. (2019)	Tena	1830 - 1938	Ratio-spliced using overlapping data in 1939: (ratio = 0%).
Schuler (2015)	HFS	1939 - 1947	Ratio-spliced using overlapping data in 1948: (ratio = 0%).
Fouquin et al. (2016)	CEPII	1948 - 1949	Ratio-spliced using overlapping data in 1950: (ratio = 11.8%).
Natl Bureau of Statistics (2024)	CS1 CHN	1950 - 1959	Ratio-spliced using overlapping data in 1960: (ratio = 87.2%).
World Bank (2024)	WDI	1960 - 1969	Ratio-spliced using overlapping data in 1970: (ratio = 119.1%).
United Nations (2024)	UN	1970 - 2024	Baseline source, overlaps with anchor year 2018.
International Monetary Fund (2025) (forecasts)	IMF WEO forecast	2025 - 2030	Ratio-spliced using overlapping data in 2031: (ratio = 102.4%).

2 Harmonised series

GMD forecast
 GMD estimate
 Source change
 ● CEPII
 ● HFS
 ● IMF WEO forecast
 ● IMF WEO
 ● Mitchell
 ● PWT
 ● Tena
 ● UN
 ● WDI
 ● WDI ARC
 ● CS1



Colombia

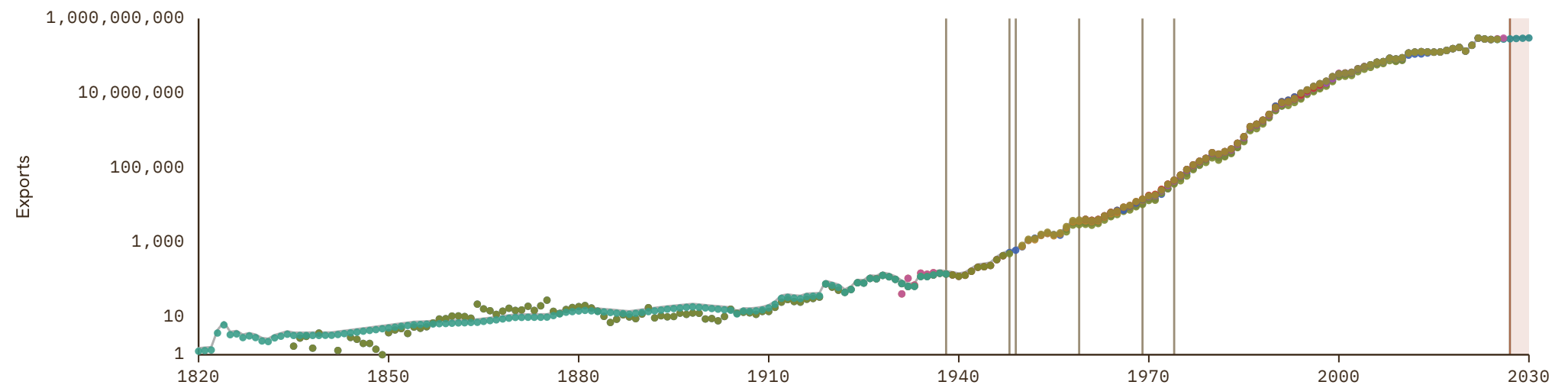
COVERAGE
1820-2030

UNIT
millions of LC

1 Source composition

SOURCE	CODE	TIME SPAN	NOTES
Federico et al. (2019)	Tena	1820 - 1938	Ratio-spliced using overlapping data in 1939: (ratio = 120.1%).
Brian Mitchell (2013)	Mitchell	1939 - 1948	Ratio-spliced using overlapping data in 1949: (ratio = 120.5%).
Fouquin et al. (2016)	CEPII	1949 - 1949	Ratio-spliced using overlapping data in 1950: (ratio = 111.6%).
Banco de la República (2026)	CS2 COL	1950 - 1959	Ratio-spliced using overlapping data in 1960: (ratio = 101%).
World Bank (2024)	WDI	1960 - 1969	Ratio-spliced using overlapping data in 1970: (ratio = 100.2%).
United Nations (2024)	UN	1970 - 1974	Ratio-spliced using overlapping data in 1975: (ratio = 103.8%).
OECD (2024)	OECD EO	1975 - 2026	Baseline source, overlaps with anchor year 2018.
International Monetary Fund (2025) (forecasts)	IMF WEO forecast	2027 - 2030	Ratio-spliced using overlapping data in 2031: (ratio = 106.6%).

2 Harmonised series



Costa Rica

COVERAGE
1820–2030

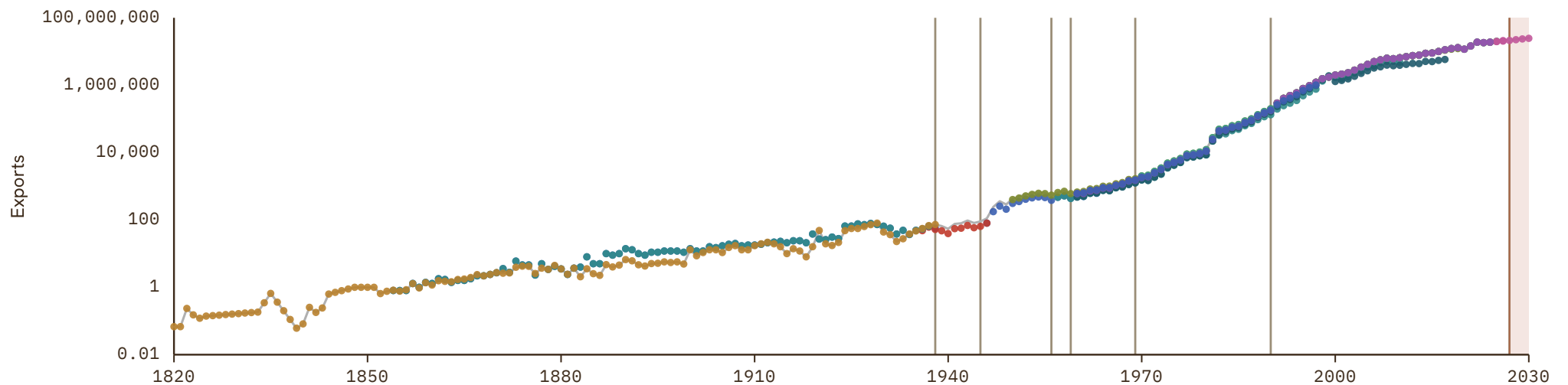
UNIT
millions of LC

1 Source composition

SOURCE	CODE	TIME SPAN	NOTES
Federico et al. (2019)	Tena	1820 - 1938	Ratio-spliced using overlapping data in 1939: (ratio = 99.4%).
Schuler (2015)	HFS	1939 - 1945	Ratio-spliced using overlapping data in 1946: (ratio = 138.9%).
Fouquin et al. (2016)	CEPII	1946 - 1956	Ratio-spliced using overlapping data in 1957: (ratio = 138.8%).
Brian Mitchell (2013)	Mitchell	1957 - 1959	Ratio-spliced using overlapping data in 1960: (ratio = 140%).
World Bank (2024)	WDI	1960 - 1969	Ratio-spliced using overlapping data in 1970: (ratio = 111.3%).
United Nations (2024)	UN	1970 - 1990	Ratio-spliced using overlapping data in 1991: (ratio = 100%).
OECD (2024)	OECD EO	1991 - 2026	Baseline source, overlaps with anchor year 2018.
International Monetary Fund (2025) (forecasts)	IMF WEO forecast	2027 - 2030	Ratio-spliced using overlapping data in 2031: (ratio = 103.3%).

2 Harmonised series

GMD forecast
 GMD estimate
 Source change
 ● CEPII
 ● HFS
 ● IMF IFS
 ● IMF WEO forecast
 ● IMF WEO
 ● Mitchell
 ● OECD EO
 ● PWT
 ● SECMCA HIST
 ● Tena
 ● UN
 ● WDI
 ● WDI ARC



Croatia

COVERAGE
1990-2030

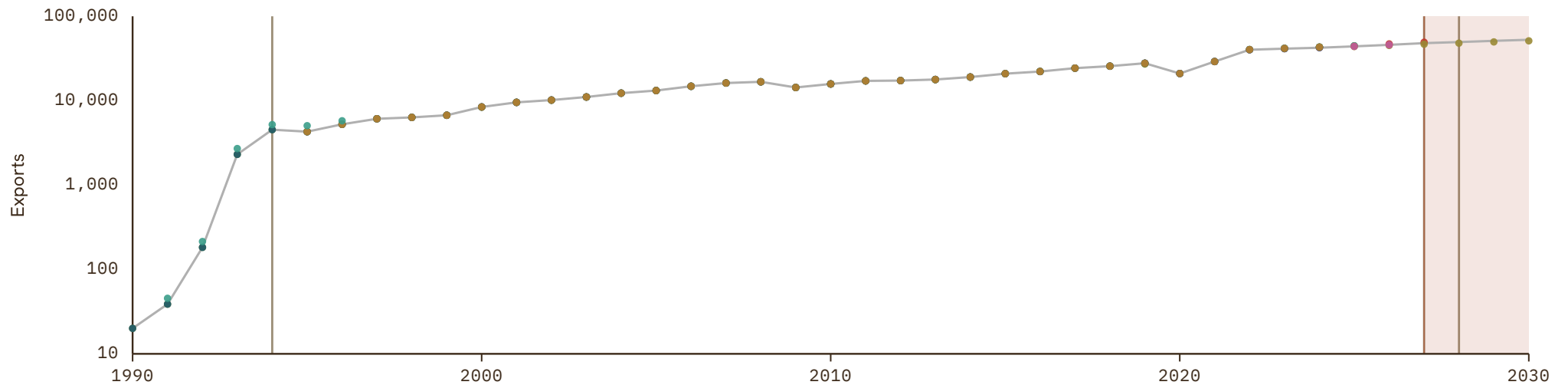
UNIT
millions of LC

1 Source composition

SOURCE	CODE	TIME SPAN	NOTES
United Nations (2024)	UN	1990 - 1994	Ratio-spliced using overlapping data in 1995: (ratio = 100%).
OECD (2024)	OECD EO	1995 - 2026	Baseline source, overlaps with anchor year 2018.
AMECO forecast	AMECO forecast	2027 - 2027	Ratio-spliced using overlapping data in 2028: (ratio = 97.4%).
International Monetary Fund (2025) (forecasts)	IMF WEO forecast	2028 - 2030	Ratio-spliced using overlapping data in 2031: (ratio = 103%).

2 Harmonised series

GMD forecast
 — GMD estimate
 | Source change
 ● AMECO
 ● AMECO forecast
 ● EUS
 ● IMF IFS
 ● IMF WEO forecast
 ● IMF WEO
 ● OECD EO
 ● PWT
 ● UN
 ● WDI
 ● WDI ARC



Cuba

COVERAGE
1790–2024

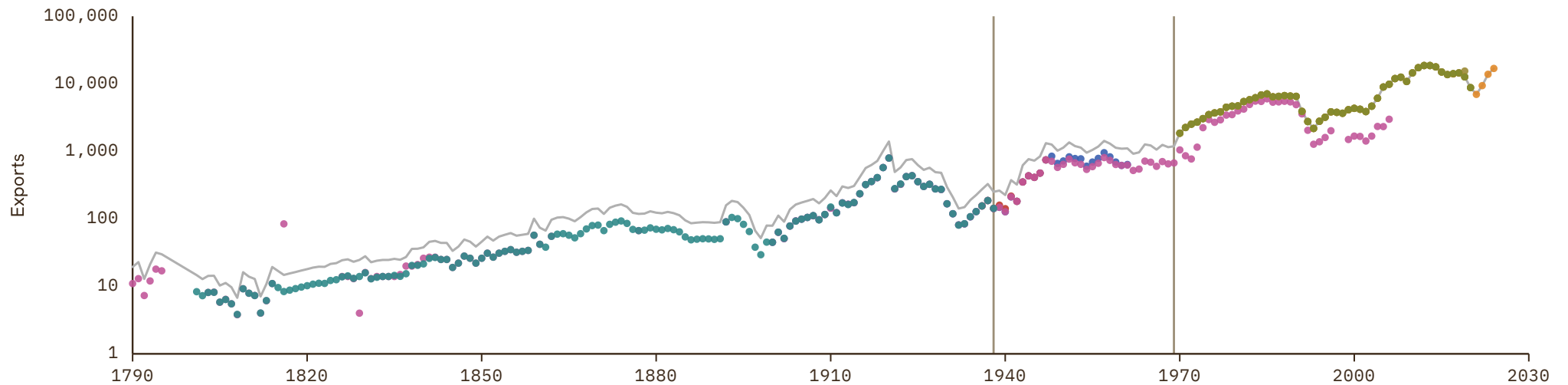
UNIT
millions of LC

1 Source composition

SOURCE	CODE	TIME SPAN	NOTES
Brian Mitchell (2013)	Mitchell	1790 - 1800	Ratio-spliced using overlapping data in 1801: (ratio = 176%).
Federico et al. (2019)	Tena	1801 - 1938	Ratio-spliced using overlapping data in 1939: (ratio = 176%).
Brian Mitchell (2013)	Mitchell	1939 - 1969	Ratio-spliced using overlapping data in 1970: (ratio = 176.9%).
United Nations (2024)	UN	1970 - 2024	Baseline source, overlaps with anchor year 2018.

2 Harmonised series

— GMD estimate | Source change ● CEPII ● HFS ● IMF WEO ● Mitchell ● PWT ● Tena ● UN ● WDI



Cyprus

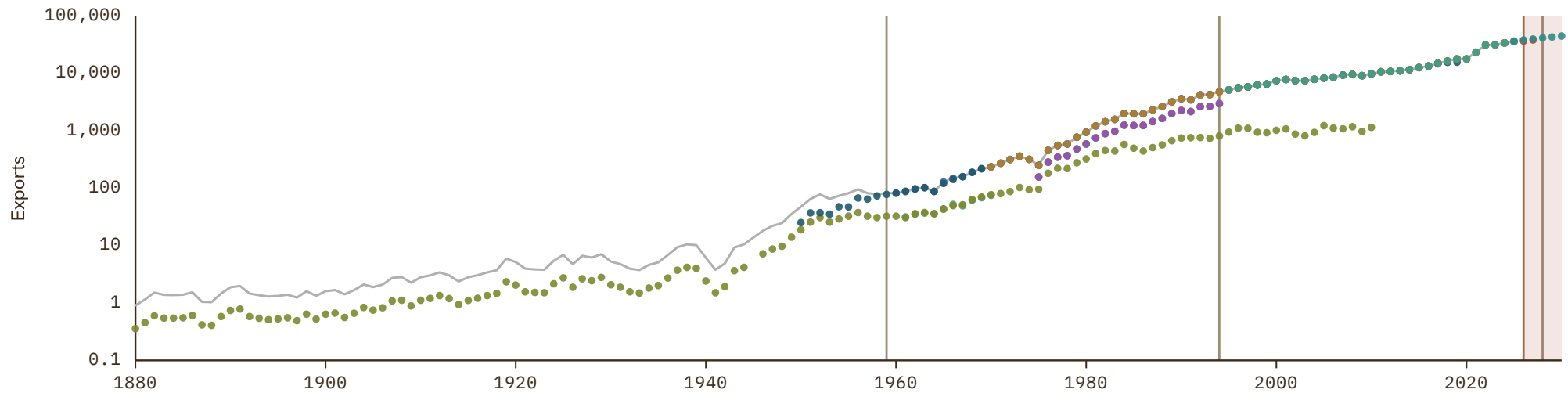
COVERAGE
1880-2030

UNIT
millions of LC

1 Source composition

SOURCE	CODE	TIME SPAN	NOTES
Brian Mitchell (2013)	Mitchell	1880 - 1959	Ratio-spliced using overlapping data in 1960: (ratio = 252.5%).
European Commission (2024)	AMECO	1960 - 1994	Ratio-spliced using overlapping data in 1995: (ratio = 100%).
Eurostat (2025)	EUS	1995 - 2025	Baseline source, overlaps with anchor year 2018.
AMECO forecast	AMECO forecast	2026 - 2027	Ratio-spliced using overlapping data in 2028: (ratio = .%).
International Monetary Fund (2025) (forecasts)	IMF WEO forecast	2028 - 2030	Ratio-spliced using overlapping data in 2031: (ratio = .%).

2 Harmonised series



Czech Republic

COVERAGE
1936-2030

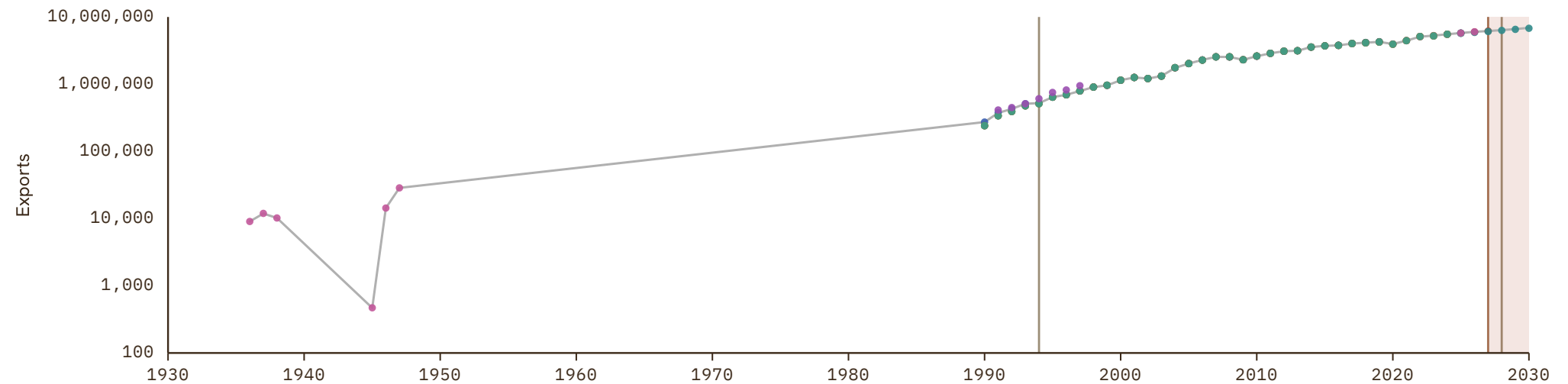
UNIT
millions of LC

1 Source composition

SOURCE	CODE	TIME SPAN	NOTES
Schuler (2015)	HFS	1936 - 1989	Ratio-spliced using overlapping data in 1990: (ratio = 99.9%).
European Commission (2024)	AMECO	1990 - 1994	Ratio-spliced using overlapping data in 1995: (ratio = 99.9%).
OECD (2024)	OECD EO	1995 - 2026	Baseline source, overlaps with anchor year 2018.
AMECO forecast	AMECO forecast	2027 - 2027	Ratio-spliced using overlapping data in 2028: (ratio = 100.1%).
International Monetary Fund (2025) (forecasts)	IMF WEO forecast	2028 - 2030	Ratio-spliced using overlapping data in 2031: (ratio = 101.5%).

2 Harmonised series

GMD forecast
 GMD estimate
 Source change
 ● AMECO
 ● AMECO forecast
 ● EUS
 ● HFS
 ● IMF IFS
 ● IMF WEO forecast
 ● IMF WEO
 ● OECD EO
 ● PWT
 ● UN
 ● WDI
 ● WDI ARC



Czechoslovakia

COVERAGE
1920–1993

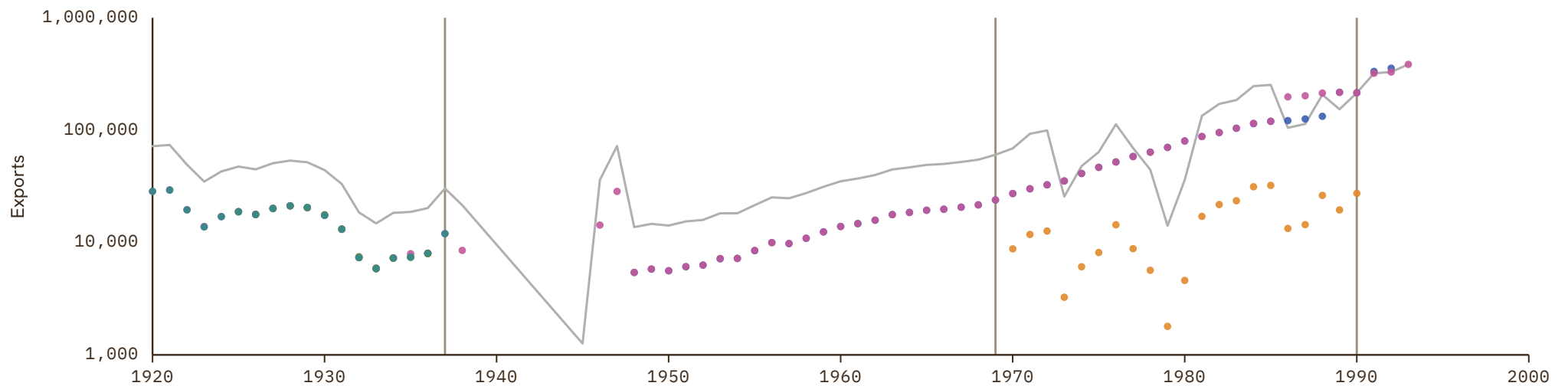
UNIT
millions of LC

1 Source composition

SOURCE	CODE	TIME SPAN	NOTES
Federico et al. (2019)	Tena	1920 - 1937	Ratio-spliced using overlapping data in 1938: (ratio = 252.6%).
Brian Mitchell (2013)	Mitchell	1938 - 1969	Ratio-spliced using overlapping data in 1970: (ratio = 252.6%).
United Nations (2024)	UN	1970 - 1990	Ratio-spliced using overlapping data in 1991: (ratio = 786.2%).
Brian Mitchell (2013)	Mitchell	1991 - 1993	Ratio-spliced using overlapping data in 1994: (ratio = 100%).

2 Harmonised series

— GMD estimate | Source change ● COMECON ● IHD ● IHD 2 ● Mitchell ● TH ID ● Tena ● UN



Democratic Republic of Yemen

COVERAGE
1970-1990

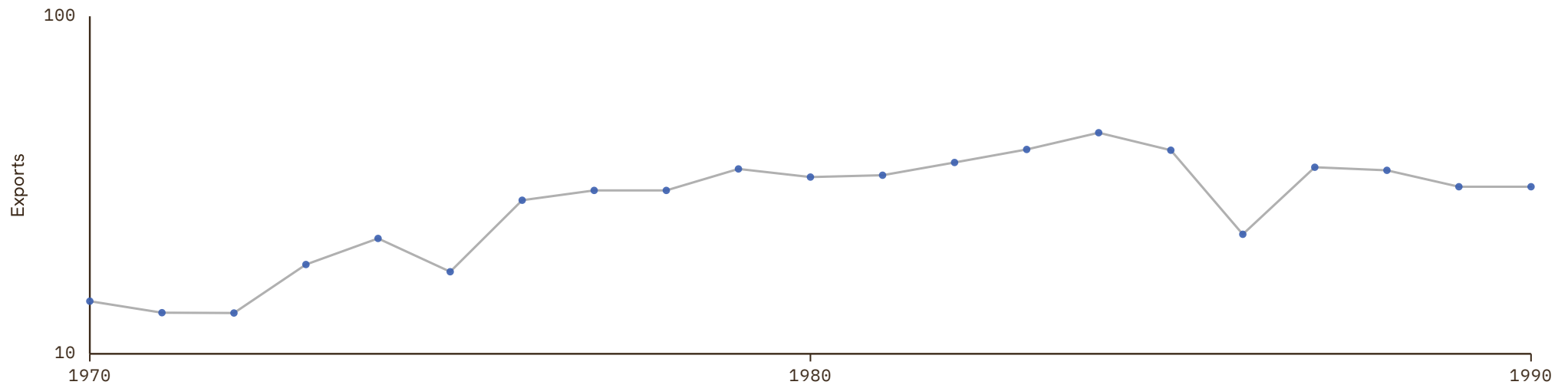
UNIT
millions of LC

1 Source composition

SOURCE	CODE	TIME SPAN	NOTES
United Nations (2024)	UN	1970 - 1990	Ratio-spliced using overlapping data in 1991: (ratio = 100%).

2 Harmonised series

— GMD estimate ● UN



Democratic Republic of the Congo

COVERAGE
1887-2030

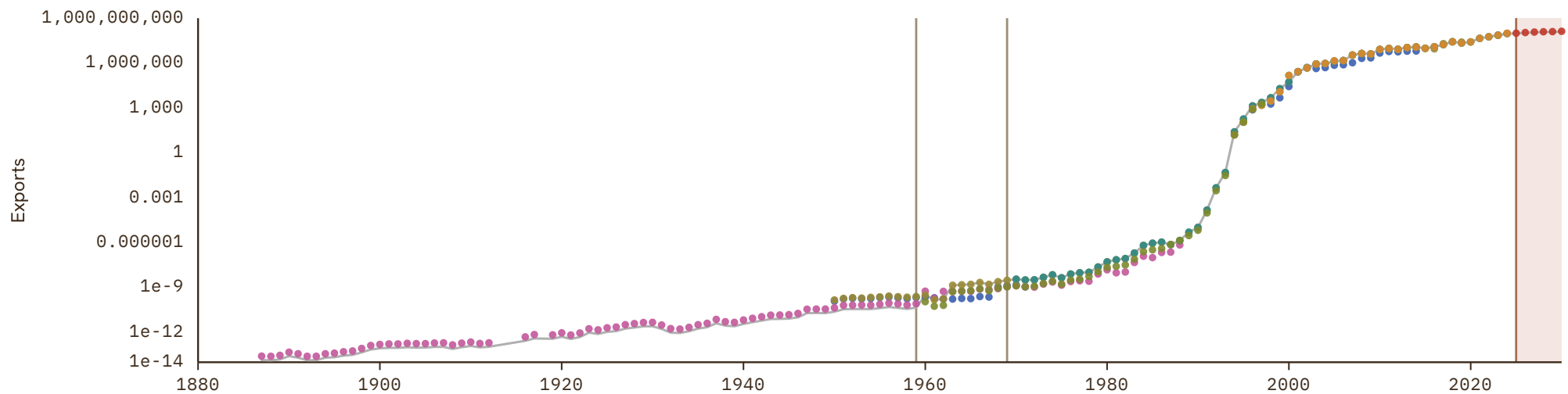
UNIT
millions of LC

1 Source composition

SOURCE	CODE	TIME SPAN	NOTES
Brian Mitchell (2013)	Mitchell	1887 - 1959	Ratio-spliced using overlapping data in 1960: (ratio = 54.4%).
World Bank (1999)	WDI ARC	1960 - 1969	Ratio-spliced using overlapping data in 1970: (ratio = 270.8%).
United Nations (2024)	UN	1970 - 2024	Baseline source, overlaps with anchor year 2018.
International Monetary Fund (2025) (forecasts)	IMF WEO forecast	2025 - 2030	Ratio-spliced using overlapping data in 2031: (ratio = 95.3%).

2 Harmonised series

GMD forecast
 — GMD estimate
 | Source change
 ● CEPII
 ● IMF WEO forecast
 ● IMF WEO
 ● Mitchell
 ● PWT
 ● UN
 ● WDI
 ● WDI ARC



Denmark

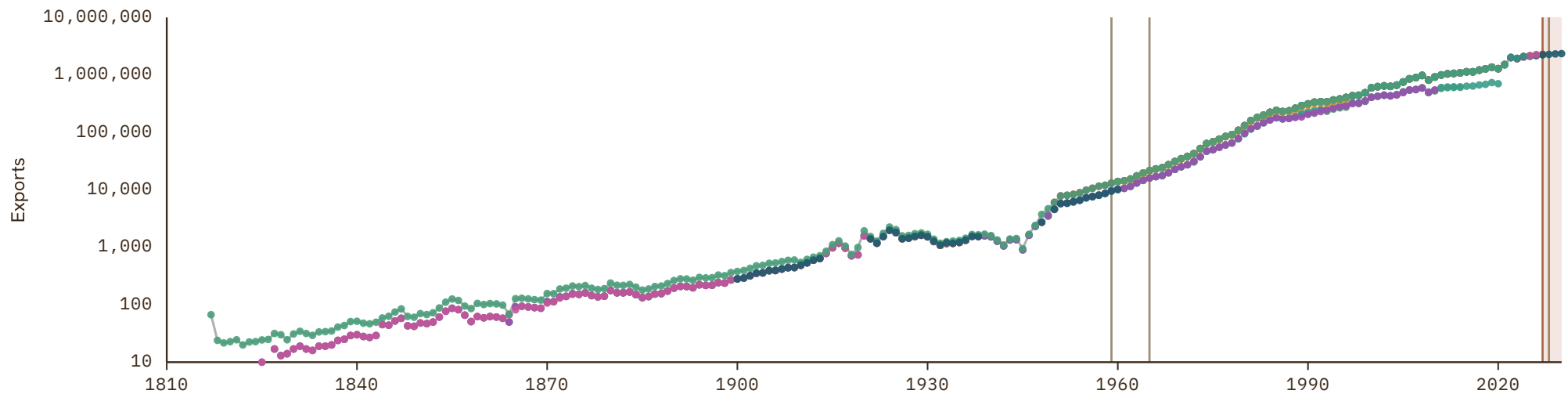
COVERAGE
1817-2030

UNIT
millions of LC

1 Source composition

SOURCE	CODE	TIME SPAN	NOTES
Abildgren (2017)	CS1 DNK	1817 - 1959	Ratio-spliced using overlapping data in 1960: (ratio = 100.1%).
European Commission (2024)	AMECO	1960 - 1965	Ratio-spliced using overlapping data in 1966: (ratio = 100%).
OECD (2024)	OECD EO	1966 - 2026	Baseline source, overlaps with anchor year 2018.
AMECO forecast	AMECO forecast	2027 - 2027	Ratio-spliced using overlapping data in 2028: (ratio = 102.2%).
International Monetary Fund (2025) (forecasts)	IMF WEO forecast	2028 - 2030	Ratio-spliced using overlapping data in 2031: (ratio = 105.1%).

2 Harmonised series



Djibouti

COVERAGE
1970-2030

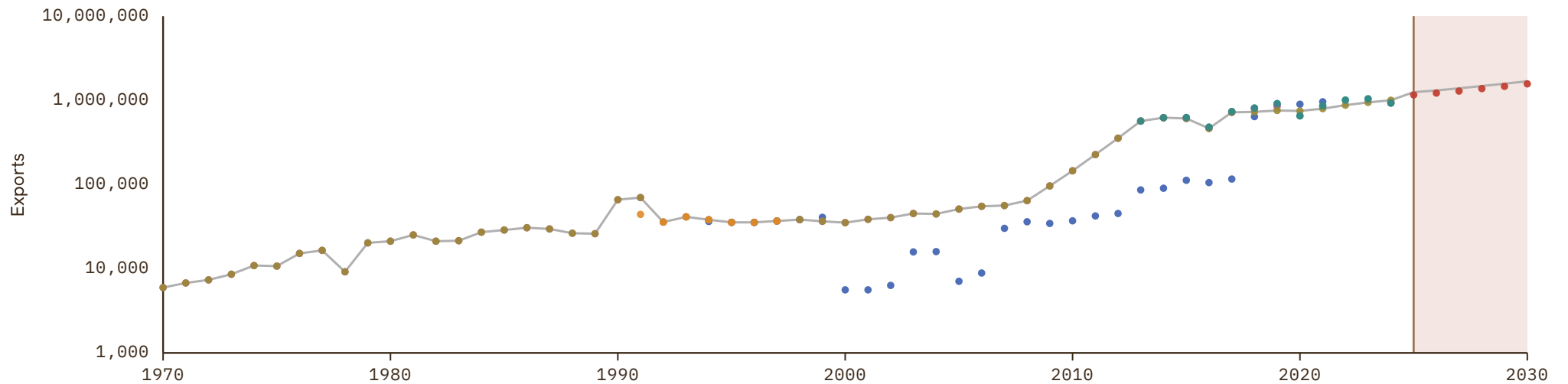
UNIT
millions of LC

1 Source composition

SOURCE	CODE	TIME SPAN	NOTES
United Nations (2024)	UN	1970 - 2024	Baseline source, overlaps with anchor year 2018.
International Monetary Fund (2025) (forecasts)	IMF WEO forecast	2025 - 2030	Ratio-spliced using overlapping data in 2031: (ratio = 107.6%).

2 Harmonised series

GMD forecast
 — GMD estimate
 | Source change
 ● AMF
 ● IMF WEO forecast
 ● IMF WEO
 ● PWT
 ● UN
 ● WDI
 ● WDI ARC



Dominica

COVERAGE
1970-2030

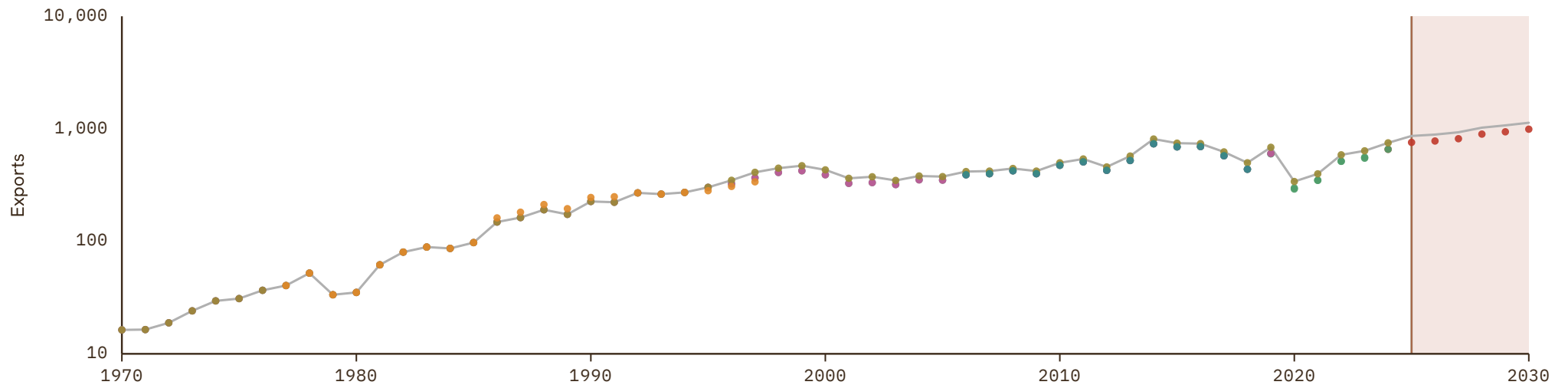
UNIT
millions of LC

1 Source composition

SOURCE	CODE	TIME SPAN	NOTES
United Nations (2024)	UN	1970 - 2024	Baseline source, overlaps with anchor year 2018.
International Monetary Fund (2025) (forecasts)	IMF WEO forecast	2025 - 2030	Ratio-spliced using overlapping data in 2031: (ratio = 114.1%).

2 Harmonised series

■ GMD forecast
 — GMD estimate
 | Source change
 ● IMF IFS
 ● IMF WEO forecast
 ● IMF WEO
 ● PWT
 ● UN
 ● WDI
 ● WDI ARC



Dominican Republic

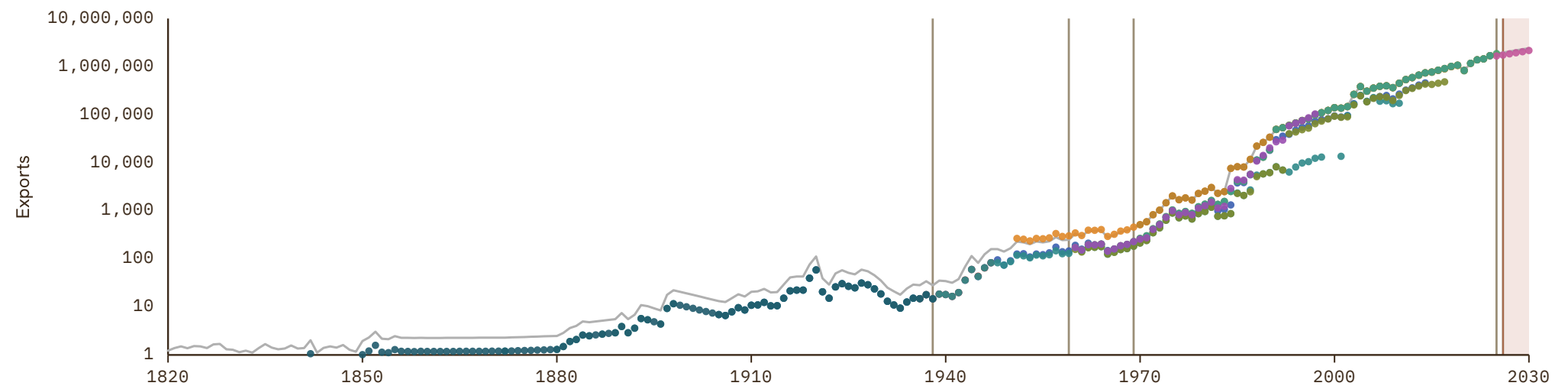
COVERAGE
1820–2030

UNIT
millions of LC

1 Source composition

SOURCE	CODE	TIME SPAN	NOTES
Federico et al. (2019)	Tena	1820 - 1938	Ratio-spliced using overlapping data in 1939: (ratio = 191.2%).
Brian Mitchell (2013)	Mitchell	1939 - 1959	Ratio-spliced using overlapping data in 1960: (ratio = 191.2%).
World Bank (2024)	WDI	1960 - 1969	Ratio-spliced using overlapping data in 1970: (ratio = 193.3%).
United Nations (2024)	UN	1970 - 2024	Baseline source, overlaps with anchor year 2018.
International Monetary Fund (2025)	IMF IFS	2025 - 2025	Ratio-spliced using overlapping data in 2026: (ratio = 100%).
International Monetary Fund (2025) (forecasts)	IMF WEO forecast	2026 - 2030	Ratio-spliced using overlapping data in 2031: (ratio = 112.2%).

2 Harmonised series



Ecuador

COVERAGE
1820-2030

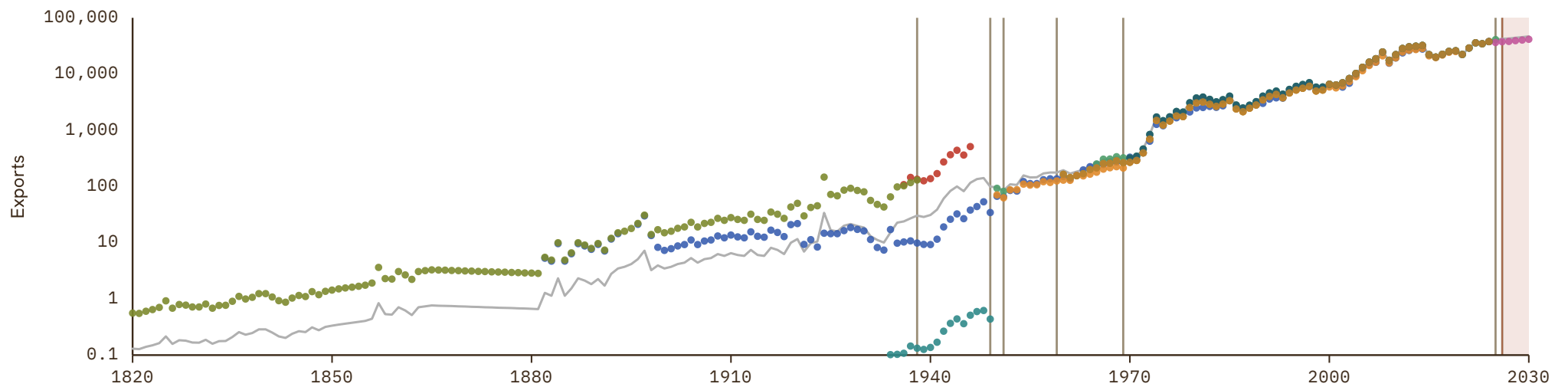
UNIT
millions of LC

1 Source composition

SOURCE	CODE	TIME SPAN	NOTES
Federico et al. (2019)	Tena	1820 - 1938	Ratio-spliced using overlapping data in 1939: (ratio = 23.2%).
Brian Mitchell (2013)	Mitchell	1939 - 1949	Ratio-spliced using overlapping data in 1950: (ratio = 22733.9%).
International Monetary Fund (2025)	IMF IFS	1950 - 1951	Ratio-spliced using overlapping data in 1952: (ratio = 103.9%).
Fouquin et al. (2016)	CEPII	1952 - 1959	Ratio-spliced using overlapping data in 1960: (ratio = 128.8%).
World Bank (2024)	WDI	1960 - 1969	Ratio-spliced using overlapping data in 1970: (ratio = 118%).
United Nations (2024)	UN	1970 - 2024	Baseline source, overlaps with anchor year 2018.
International Monetary Fund (2025)	IMF IFS	2025 - 2025	Ratio-spliced using overlapping data in 2026: (ratio = 100%).
International Monetary Fund (2025) <i>(forecasts)</i>	IMF WEO forecast	2026 - 2030	Ratio-spliced using overlapping data in 2031: (ratio = 112.8%).

2 Harmonised series

GMD forecast
 — GMD estimate
| Source change
● CEPII
● HFS
● IMF IFS
● IMF WEO forecast
● IMF WEO
● Mitchell
● PWT
● Tena
● UN
● WDI



Egypt

COVERAGE
1841-2030

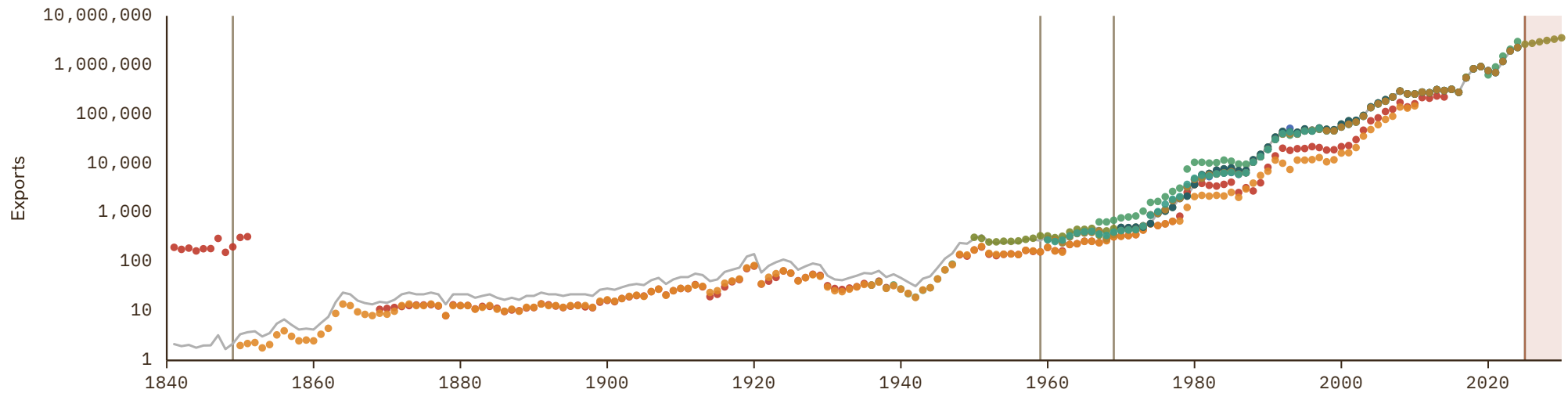
UNIT
millions of LC

1 Source composition

SOURCE	CODE	TIME SPAN	NOTES
Fouquin et al. (2016)	CEPII	1841 - 1849	Ratio-spliced using overlapping data in 1850: (ratio = 1.1%).
Brian Mitchell (2013)	Mitchell	1850 - 1959	Ratio-spliced using overlapping data in 1960: (ratio = 169.9%).
World Bank (2024)	WDI	1960 - 1969	Ratio-spliced using overlapping data in 1970: (ratio = 115.6%).
United Nations (2024)	UN	1970 - 2024	Baseline source, overlaps with anchor year 2018.
International Monetary Fund (2025) (forecasts)	IMF WEO forecast	2025 - 2030	Ratio-spliced using overlapping data in 2031: (ratio = 100%).

2 Harmonised series

■ GMD forecast
 — GMD estimate
 | Source change
 ● AMF
 ● CEPII
 ● HFS
 ● IMF IFS
 ● IMF WEO forecast
 ● IMF WEO
 ● Mitchell
 ● PWT
 ● UN
 ● WDI
 ● WDI ARC



El Salvador

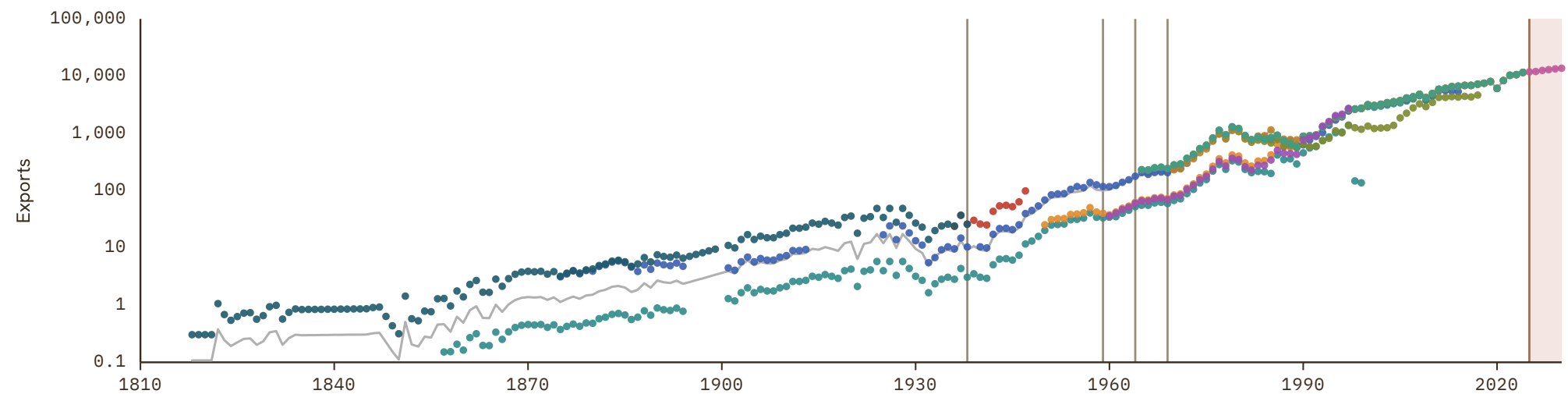
COVERAGE
1818-2030

UNIT
millions of LC

1 Source composition

SOURCE	CODE	TIME SPAN	NOTES
Federico et al. (2019)	Tena	1818 - 1938	Ratio-spliced using overlapping data in 1939: (ratio = 35.5%).
Brian Mitchell (2013)	Mitchell	1939 - 1959	Ratio-spliced using overlapping data in 1960: (ratio = 302%).
World Bank (1999)	WDI ARC	1960 - 1964	Ratio-spliced using overlapping data in 1965: (ratio = 286.6%).
World Bank (2024)	WDI	1965 - 1969	Ratio-spliced using overlapping data in 1970: (ratio = 81.9%).
United Nations (2024)	UN	1970 - 2024	Baseline source, overlaps with anchor year 2018.
International Monetary Fund (2025) (forecasts)	IMF WEO forecast	2025 - 2030	Ratio-spliced using overlapping data in 2031: (ratio = 100%).

2 Harmonised series



Equatorial Guinea

COVERAGE
1960-2030

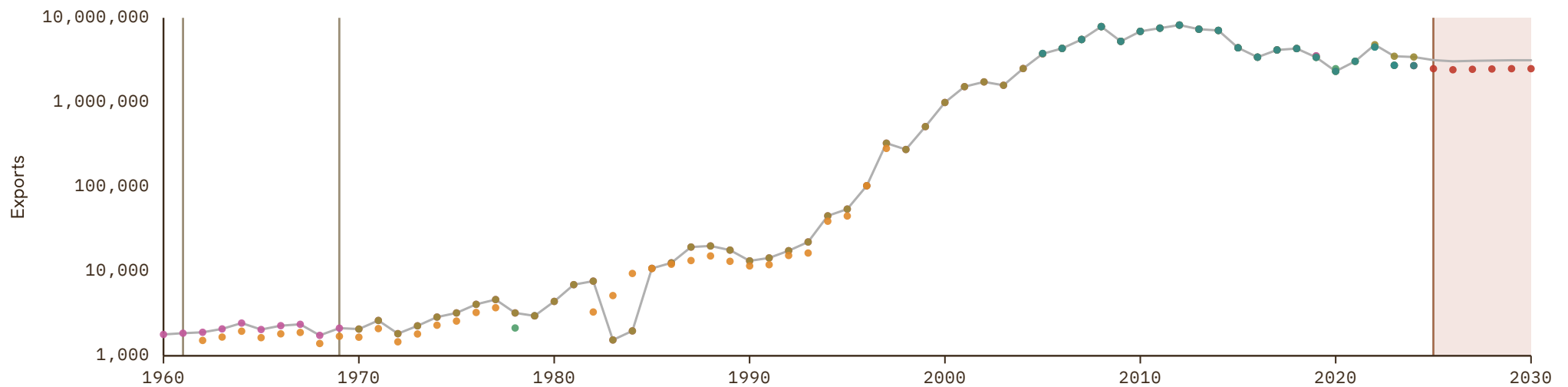
UNIT
millions of LC

1 Source composition

SOURCE	CODE	TIME SPAN	NOTES
Feenstra et al. (2015)	PWT	1960 - 1961	Ratio-spliced using overlapping data in 1962: (ratio = 100%).
World Bank (1999)	WDI ARC	1962 - 1969	Ratio-spliced using overlapping data in 1970: (ratio = 124.8%).
United Nations (2024)	UN	1970 - 2024	Baseline source, overlaps with anchor year 2018.
International Monetary Fund (2025) (forecasts)	IMF WEO forecast	2025 - 2030	Ratio-spliced using overlapping data in 2031: (ratio = 126.2%).

2 Harmonised series

GMD forecast
 — GMD estimate
 | Source change
 ● IMF IFS
 ● IMF WEO forecast
 ● IMF WEO
 ● PWT
 ● UN
 ● WDI
 ● WDI ARC



Eritrea

COVERAGE
1990-2024

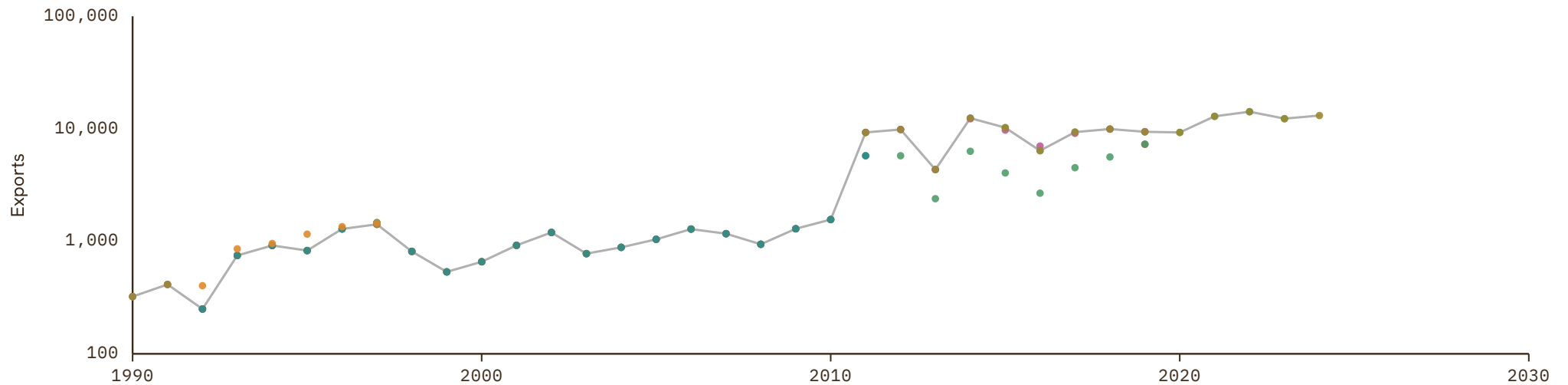
UNIT
millions of LC

1 Source composition

SOURCE	CODE	TIME SPAN	NOTES
United Nations (2024)	UN	1990 - 2024	Baseline source, overlaps with anchor year 2018.

2 Harmonised series

— GMD estimate ● IMF IFS ● IMF WEO forecast ● IMF WEO ● PWT ● UN ● WDI ● WDI ARC



Estonia

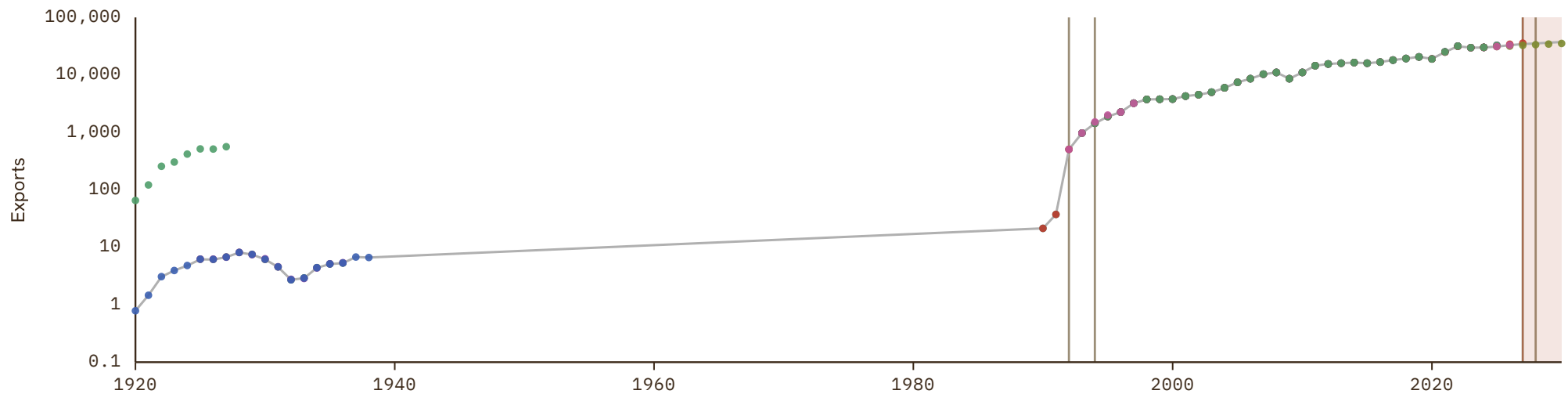
COVERAGE
1920-2030

UNIT
millions of LC

1 Source composition

SOURCE	CODE	TIME SPAN	NOTES
Federico et al. (2019)	Tena	1920 - 1989	Ratio-spliced using overlapping data in 1990: (ratio = 99.7%).
United Nations (2024)	UN	1990 - 1992	Ratio-spliced using overlapping data in 1993: (ratio = 99.7%).
European Commission (2024)	AMECO	1993 - 1994	Ratio-spliced using overlapping data in 1995: (ratio = 99.7%).
OECD (2024)	OECD EO	1995 - 2026	Baseline source, overlaps with anchor year 2018.
AMECO forecast	AMECO forecast	2027 - 2027	Ratio-spliced using overlapping data in 2028: (ratio = 96%).
International Monetary Fund (2025) (forecasts)	IMF WEO forecast	2028 - 2030	Ratio-spliced using overlapping data in 2031: (ratio = 105.4%).

2 Harmonised series



Eswatini

COVERAGE
1960-2030

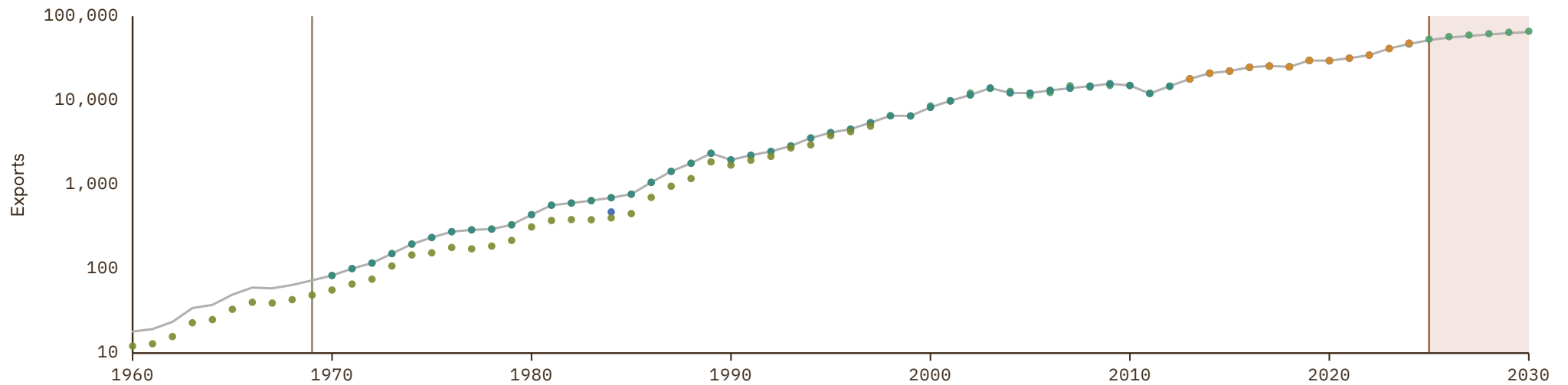
UNIT
millions of LC

1 Source composition

SOURCE	CODE	TIME SPAN	NOTES
World Bank (1999)	WDI ARC	1960 - 1969	Ratio-spliced using overlapping data in 1970: (ratio = 149.3%).
United Nations (2024)	UN	1970 - 2024	Baseline source, overlaps with anchor year 2018.
International Monetary Fund (2025) (forecasts)	IMF WEO forecast	2025 - 2030	Ratio-spliced using overlapping data in 2031: (ratio = 97.8%).

2 Harmonised series

GMD forecast
 — GMD estimate
 | Source change
 ● CEPII
 ● IMF IFS
 ● IMF WEO forecast
 ● IMF WEO
 ● PWT
 ● UN
 ● WDI
 ● WDI ARC



Ethiopia

COVERAGE
1944–2030

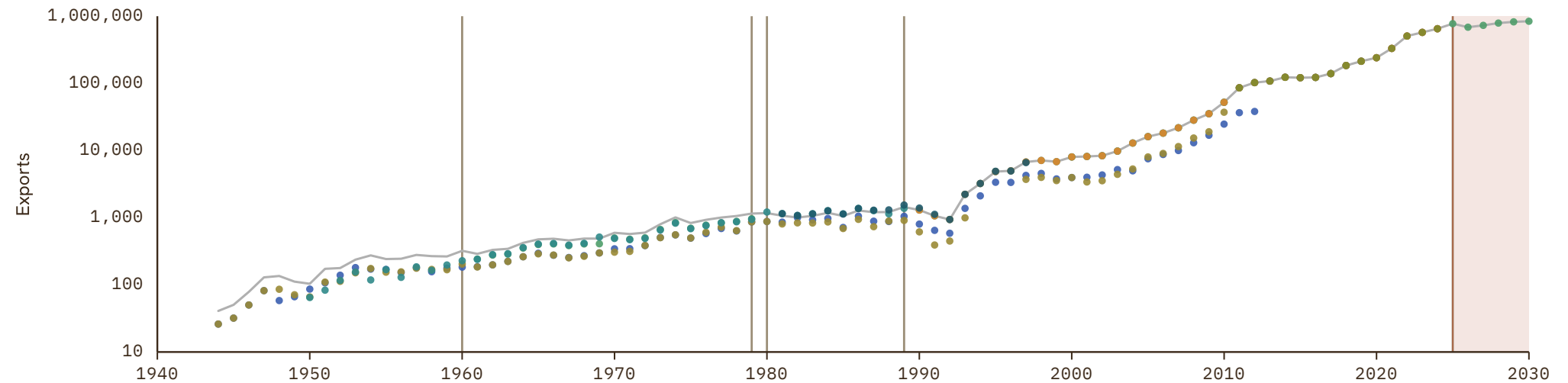
UNIT
millions of LC

1 Source composition

SOURCE	CODE	TIME SPAN	NOTES
Brian Mitchell (2013)	Mitchell	1944 - 1960	Ratio-spliced using overlapping data in 1961: (ratio = 157.2%).
International Monetary Fund (2025)	IMF IFS	1961 - 1979	Ratio-spliced using overlapping data in 1980: (ratio = 119.6%).
Brian Mitchell (2013)	Mitchell	1980 - 1980	Ratio-spliced using overlapping data in 1981: (ratio = 133.2%).
World Bank (1999)	WDI ARC	1981 - 1989	Ratio-spliced using overlapping data in 1990: (ratio = 93.4%).
United Nations (2024)	UN	1990 - 2024	Baseline source, overlaps with anchor year 2018.
International Monetary Fund (2025) (forecasts)	IMF WEO forecast	2025 - 2030	Ratio-spliced using overlapping data in 2031: (ratio = 100%).

2 Harmonised series

GMD forecast
 GMD estimate
 Source change
 ● CEPII
 ● IMF IFS
 ● IMF WEO forecast
 ● IMF WEO
 ● Mitchell
 ● PWT
 ● UN
 ● WDI
 ● WDI ARC



Fiji

COVERAGE
1875-2024

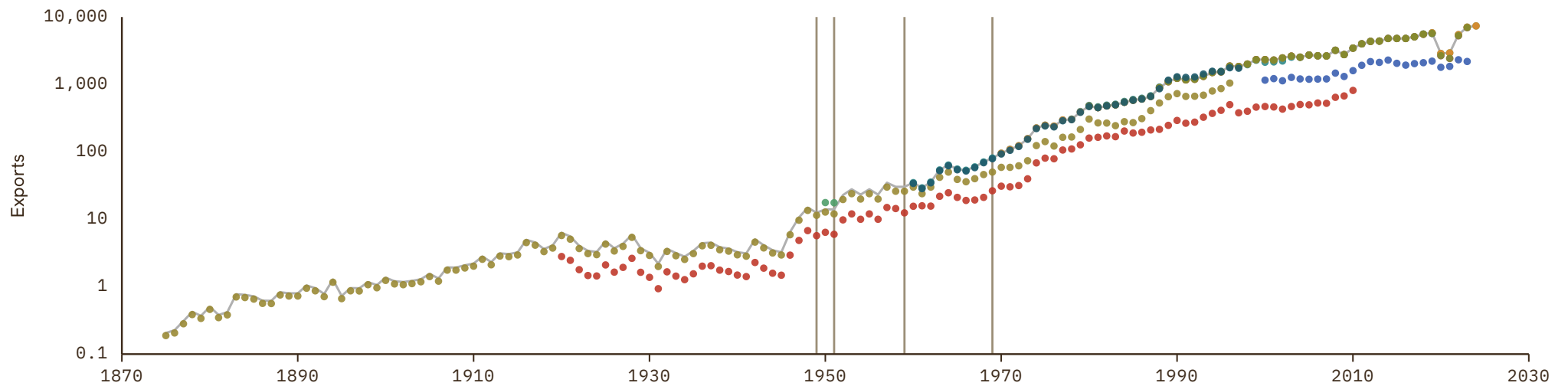
UNIT
millions of LC

1 Source composition

SOURCE	CODE	TIME SPAN	NOTES
Brian Mitchell (2013)	Mitchell	1875 - 1949	Ratio-spliced using overlapping data in 1950: (ratio = 109.7%).
International Monetary Fund (2025)	IMF IFS	1950 - 1951	Ratio-spliced using overlapping data in 1952: (ratio = 79.4%).
Brian Mitchell (2013)	Mitchell	1952 - 1959	Ratio-spliced using overlapping data in 1960: (ratio = 116.4%).
World Bank (1999)	WDI ARC	1960 - 1969	Ratio-spliced using overlapping data in 1970: (ratio = 102.7%).
United Nations (2024)	UN	1970 - 2024	Baseline source, overlaps with anchor year 2018.

2 Harmonised series

— GMD estimate | Source change ● ADB ● CEPII ● IMF IFS ● IMF WEO ● Mitchell ● PWT ● UN ● WDI ● WDI ARC



Finland

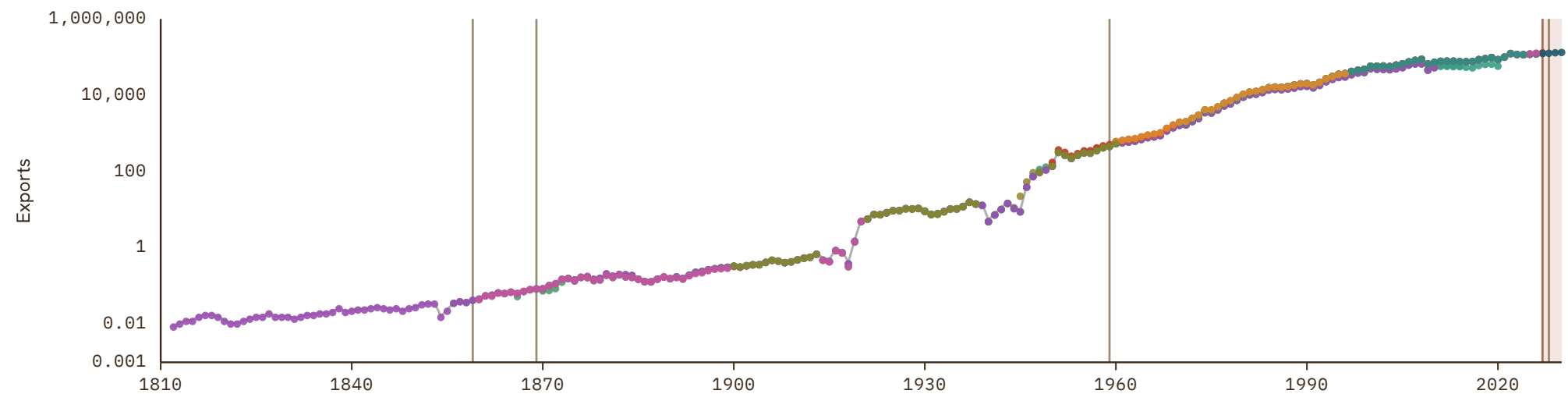
COVERAGE
1812-2030

UNIT
millions of LC

1 Source composition

SOURCE	CODE	TIME SPAN	NOTES
Brian Mitchell (2013)	Mitchell	1812 - 1859	Ratio-spliced using overlapping data in 1860: (ratio = 106.9%).
Federico et al. (2019)	Tena	1860 - 1869	Ratio-spliced using overlapping data in 1870: (ratio = 111.1%).
Jordá et al. (2017)	JST	1870 - 1959	Ratio-spliced using overlapping data in 1960: (ratio = 111.1%).
OECD (2024)	OECD EO	1960 - 2026	Baseline source, overlaps with anchor year 2018.
AMECO forecast	AMECO forecast	2027 - 2027	Ratio-spliced using overlapping data in 2028: (ratio = 101.3%).
International Monetary Fund (2025) (forecasts)	IMF WEO forecast	2028 - 2030	Ratio-spliced using overlapping data in 2031: (ratio = 106.3%).

2 Harmonised series



France

COVERAGE
1799-2030

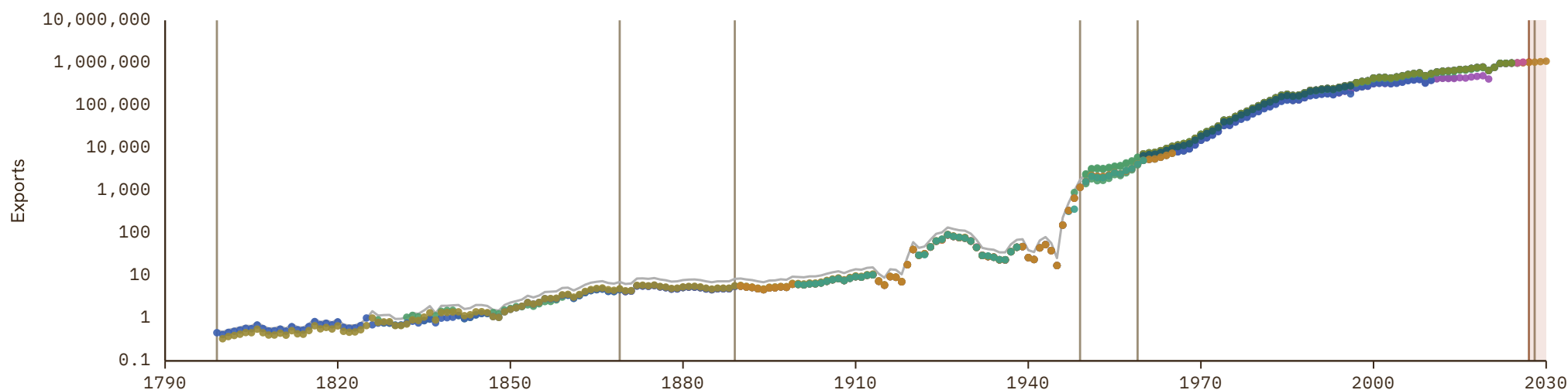
UNIT
millions of LC

1 Source composition

SOURCE	CODE	TIME SPAN	NOTES
Brian Mitchell (2013)	Mitchell	1799 - 1799	Ratio-spliced using overlapping data in 1800: (ratio = 115.2%).
Federico et al. (2019)	Tena	1800 - 1869	Ratio-spliced using overlapping data in 1870: (ratio = 144%).
Jordá et al. (2017)	JST	1870 - 1889	Ratio-spliced using overlapping data in 1890: (ratio = 149.8%).
Villa (1994)	CS4 FRA	1890 - 1949	Ratio-spliced using overlapping data in 1950: (ratio = 149.8%).
International Monetary Fund (2025)	IMF IFS	1950 - 1959	Ratio-spliced using overlapping data in 1960: (ratio = 99.2%).
OECD (2024)	OECD EO	1960 - 2026	Baseline source, overlaps with anchor year 2018.
AMECO forecast	AMECO forecast	2027 - 2027	Ratio-spliced using overlapping data in 2028: (ratio = 102.2%).
International Monetary Fund (2025) (forecasts)	IMF WEO forecast	2028 - 2030	Ratio-spliced using overlapping data in 2031: (ratio = 105.1%).

2 Harmonised series

GMD forecast
 GMD estimate
 Source change
 ● AMECO
 ● AMECO forecast
 ● CEPII
 ● EUS
 ● FZ
 ● HFS
 ● IHD
 ● IHD 2
 ● IMF IFS
 ● IMF WEO forecast
 ● IMF WEO
 ● JST
 ● Mitchell
 ● OECD EO
 ● PWT
 ● TH ID
 ● Tena
 ● UN
 ● Villa
 ● WDI
 ● WDI ARC
 ● CS4
 ● UN trade



Gabon

COVERAGE
1950–2030

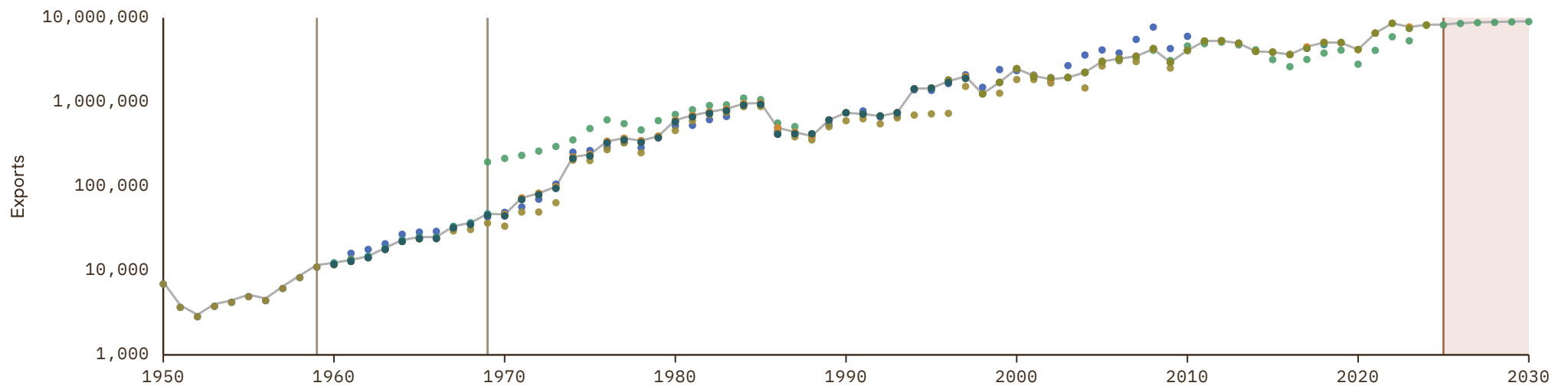
UNIT
millions of LC

1 Source composition

SOURCE	CODE	TIME SPAN	NOTES
Brian Mitchell (2013)	Mitchell	1950 - 1959	Ratio-spliced using overlapping data in 1960: (ratio = 105.9%).
World Bank (2024)	WDI	1960 - 1969	Ratio-spliced using overlapping data in 1970: (ratio = 104.4%).
United Nations (2024)	UN	1970 - 2024	Baseline source, overlaps with anchor year 2018.
International Monetary Fund (2025) (forecasts)	IMF WEO forecast	2025 - 2030	Ratio-spliced using overlapping data in 2031: (ratio = 100.9%).

2 Harmonised series

█ GMD forecast
 — GMD estimate
 Source change
 ● CEPII
 ● IMF IFS
 ● IMF WEO forecast
 ● IMF WEO
 ● Mitchell
 ● PWT
 ● UN
 ● WDI
 ● WDI ARC



Gambia

COVERAGE
1835-2030

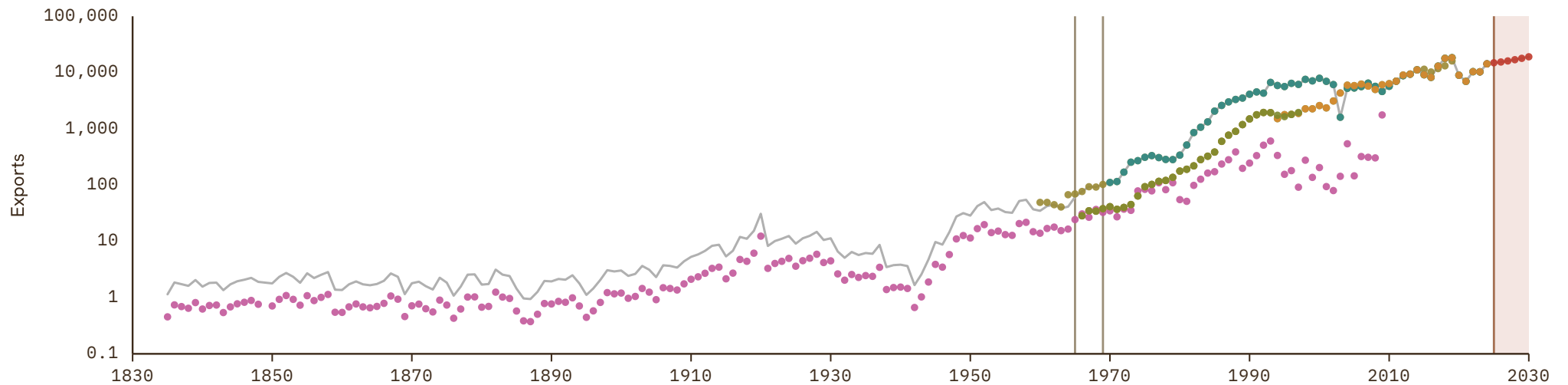
UNIT
millions of LC

1 Source composition

SOURCE	CODE	TIME SPAN	NOTES
Brian Mitchell (2013)	Mitchell	1835 - 1965	Ratio-spliced using overlapping data in 1966: (ratio = 250.9%).
World Bank (2024)	WDI	1966 - 1969	Ratio-spliced using overlapping data in 1970: (ratio = 269.4%).
United Nations (2024)	UN	1970 - 2024	Baseline source, overlaps with anchor year 2018.
International Monetary Fund (2025) (forecasts)	IMF WEO forecast	2025 - 2030	Ratio-spliced using overlapping data in 2031: (ratio = 100%).

2 Harmonised series

■ GMD forecast
 — GMD estimate
 | Source change
 ● IMF IFS
 ● IMF WEO forecast
 ● IMF WEO
 ● Mitchell
 ● PWT
 ● UN
 ● WDI
 ● WDI ARC



Georgia

COVERAGE
1987-2030

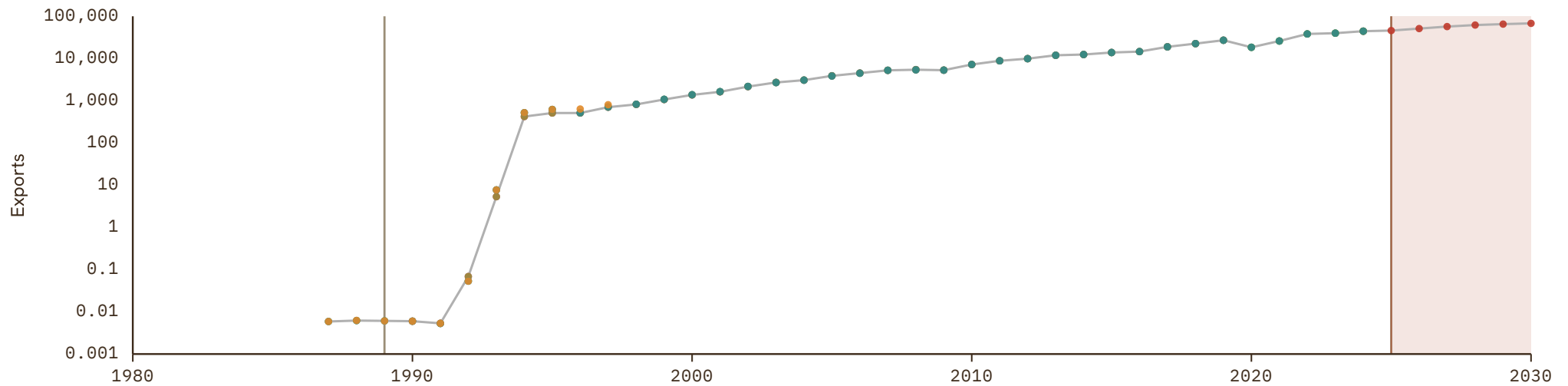
UNIT
millions of LC

1 Source composition

SOURCE	CODE	TIME SPAN	NOTES
World Bank (2024)	WDI	1987 - 1989	Ratio-spliced using overlapping data in 1990: (ratio = 99.7%).
United Nations (2024)	UN	1990 - 2024	Baseline source, overlaps with anchor year 2018.
International Monetary Fund (2025) (forecasts)	IMF WEO forecast	2025 - 2030	Ratio-spliced using overlapping data in 2031: (ratio = 100%).

2 Harmonised series

GMD forecast
 — GMD estimate
 | Source change
 ● IMF IFS
 ● IMF WEO forecast
 ● IMF WEO
 ● PWT
 ● UN
 ● WDI
 ● WDI ARC



German Democratic Republic

COVERAGE
1949–1989

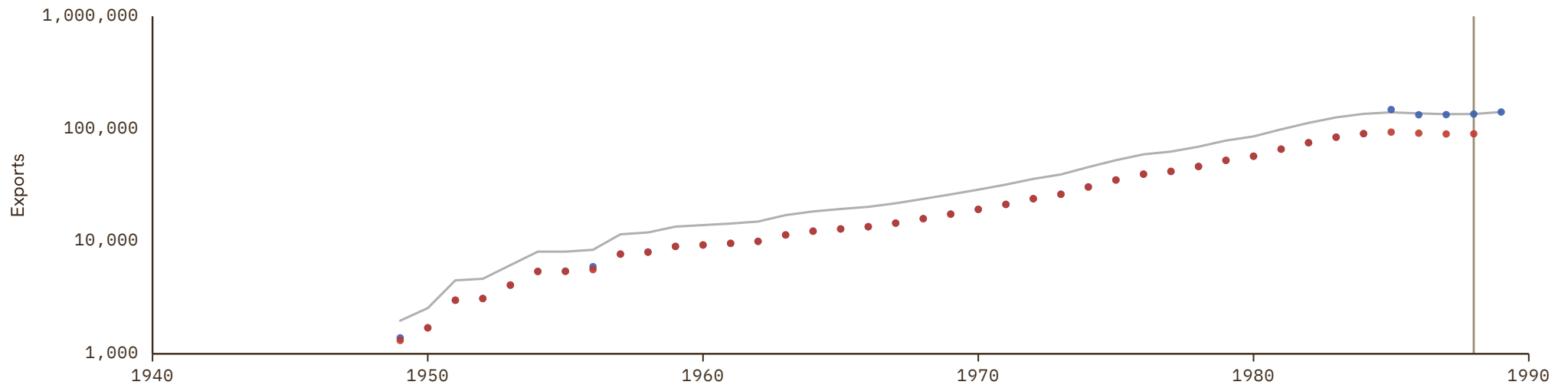
UNIT
millions of LC

1 Source composition

SOURCE	CODE	TIME SPAN	NOTES
Brian Mitchell (2013)	Mitchell	1949 - 1988	Ratio-spliced using overlapping data in 1989: (ratio = 150%).
Banushi et al. (2024)	COMECON	1989 - 1989	Ratio-spliced using overlapping data in 1990: (ratio = 100%).

2 Harmonised series

— GMD estimate | Source change ● COMECON ● Mitchell



Germany

COVERAGE
1871-2030

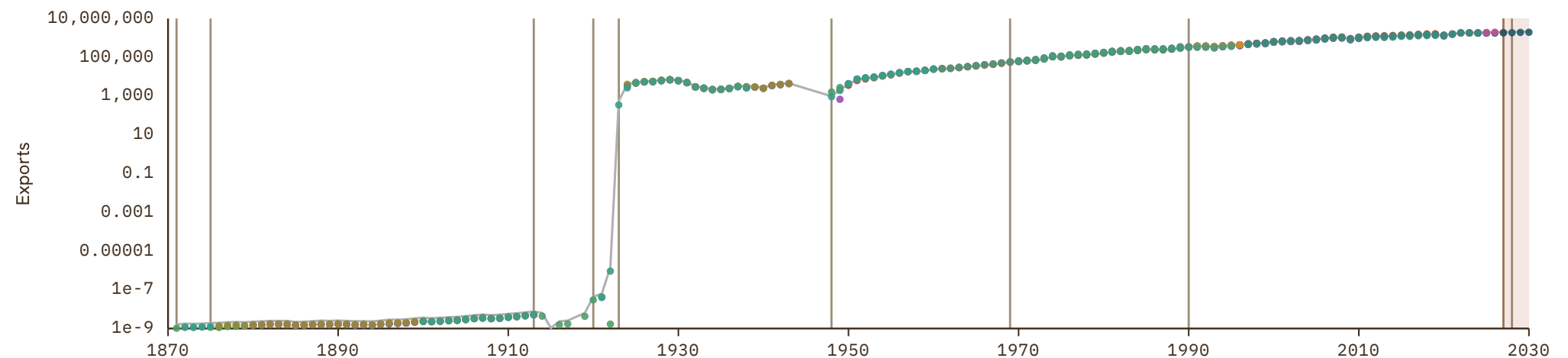
UNIT
millions of LC

1 Source composition

SOURCE	CODE	TIME SPAN	NOTES
Fouquin et al. (2016)	CEPII	1871 - 1871	Ratio-spliced using overlapping data in 1872: (ratio = 154.9%).
Jordá et al. (2017)	JST	1872 - 1875	Ratio-spliced using overlapping data in 1876: (ratio = 150.1%).
Deutsche Bundesbank (1976)	CS2 DEU	1876 - 1913	Ratio-spliced using overlapping data in 1914: (ratio = 147%).
Fouquin et al. (2016)	CEPII	1914 - 1920	Ratio-spliced using overlapping data in 1921: (ratio = 148.5%).
UN Statistics Division (2025)	UN trade	1921 - 1923	Ratio-spliced using overlapping data in 1924: (ratio = 158.2%).
Deutsche Bundesbank (1976)	CS2 DEU	1924 - 1947	Ratio-spliced using overlapping data in 1948: (ratio = 104.3%).

SOURCE	CODE	TIME SPAN	NOTES
Jordá et al. (2017)	JST	1948 - 1948	Ratio-spliced using overlapping data in 1949: (ratio = 104.3%).
Deutsche Bundesbank (1998)	CS1 DEU	1949 - 1969	Ratio-spliced using overlapping data in 1970: (ratio = 96%).
United Nations (2024)	UN	1970 - 1990	Ratio-spliced using overlapping data in 1991: (ratio = 100.7%).
OECD (2024)	OECD EO	1991 - 2026	Baseline source, overlaps with anchor year 2018.
AMECO forecast	AMECO forecast	2027 - 2027	Ratio-spliced using overlapping data in 2028: (ratio = 105.6%).
International Monetary Fund (2025) (forecasts)	IMF WEO forecast	2028 - 2030	Ratio-spliced using overlapping data in 2031: (ratio = 109.3%).

2 Harmonised series



Ghana

COVERAGE
1850–2030

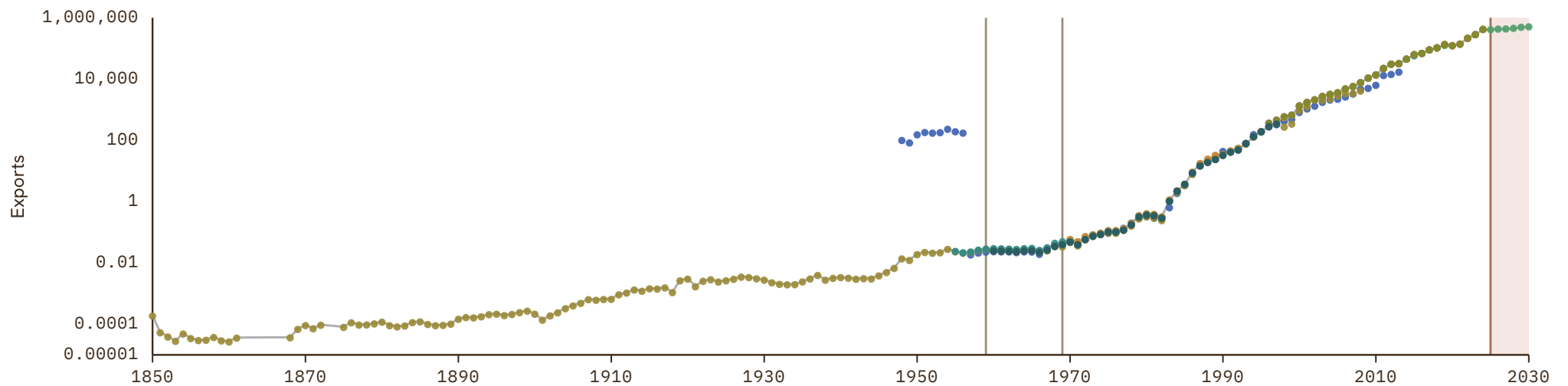
UNIT
millions of LC

1 Source composition

SOURCE	CODE	TIME SPAN	NOTES
Brian Mitchell (2013)	Mitchell	1850 - 1959	Ratio-spliced using overlapping data in 1960: (ratio = 105.1%).
World Bank (2024)	WDI	1960 - 1969	Ratio-spliced using overlapping data in 1970: (ratio = 119.3%).
United Nations (2024)	UN	1970 - 2024	Baseline source, overlaps with anchor year 2018.
International Monetary Fund (2025) (forecasts)	IMF WEO forecast	2025 - 2030	Ratio-spliced using overlapping data in 2031: (ratio = 100%).

2 Harmonised series

■ GMD forecast
 — GMD estimate
 | Source change
 ● CEPII
 ● IMF IFS
 ● IMF WEO forecast
 ● IMF WEO
 ● Mitchell
 ● PWT
 ● UN
 ● WDI
 ● WDI ARC



Greece

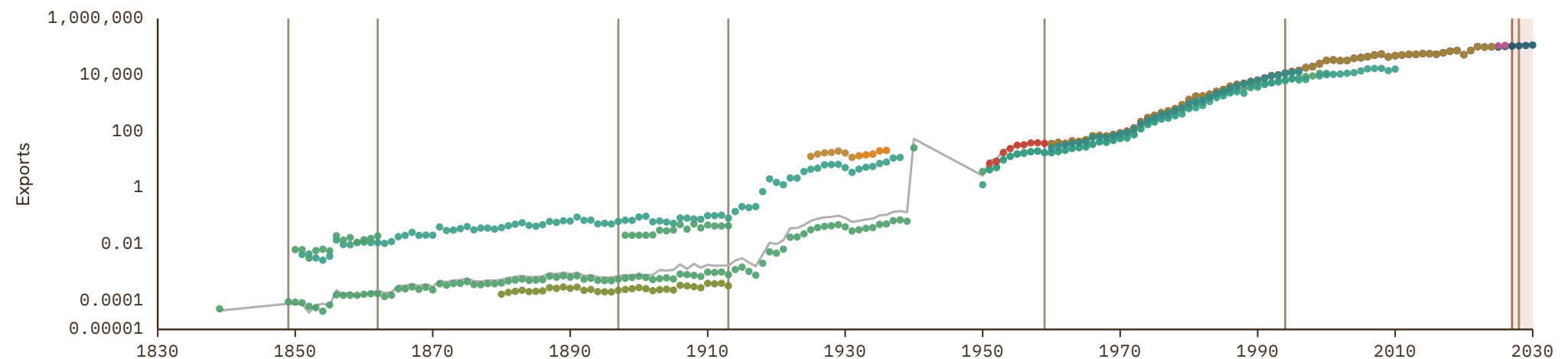
COVERAGE
1839-2030

UNIT
millions of LC

1 Source composition

SOURCE	CODE	TIME SPAN	NOTES
Fouquin et al. (2016)	CEPII	1839 - 1849	Ratio-spliced using overlapping data in 1850: (ratio = 85.6%).
Federico et al. (2019)	Tena	1850 - 1862	Ratio-spliced using overlapping data in 1863: (ratio = 1.2%).
Fouquin et al. (2016)	CEPII	1863 - 1897	Ratio-spliced using overlapping data in 1898: (ratio = 130.6%).
Federico et al. (2019)	Tena	1898 - 1913	Ratio-spliced using overlapping data in 1914: (ratio = 3.9%).
Fouquin et al. (2016)	CEPII	1914 - 1949	Ratio-spliced using overlapping data in 1950: (ratio = 208.1%).
Brian Mitchell (2013)	Mitchell	1950 - 1959	Ratio-spliced using overlapping data in 1960: (ratio = 208.1%).
European Commission (2024)	AMECO	1960 - 1994	Ratio-spliced using overlapping data in 1995: (ratio = 100%).
OECD (2024)	OECD EO	1995 - 2026	Baseline source, overlaps with anchor year 2018.
AMECO forecast	AMECO forecast	2027 - 2027	Ratio-spliced using overlapping data in 2028: (ratio = 110.1%).
International Monetary Fund (2025) (forecasts)	IMF WEO forecast	2028 - 2030	Ratio-spliced using overlapping data in 2031: (ratio = 111.5%).

2 Harmonised series



Grenada

COVERAGE
1970-2024

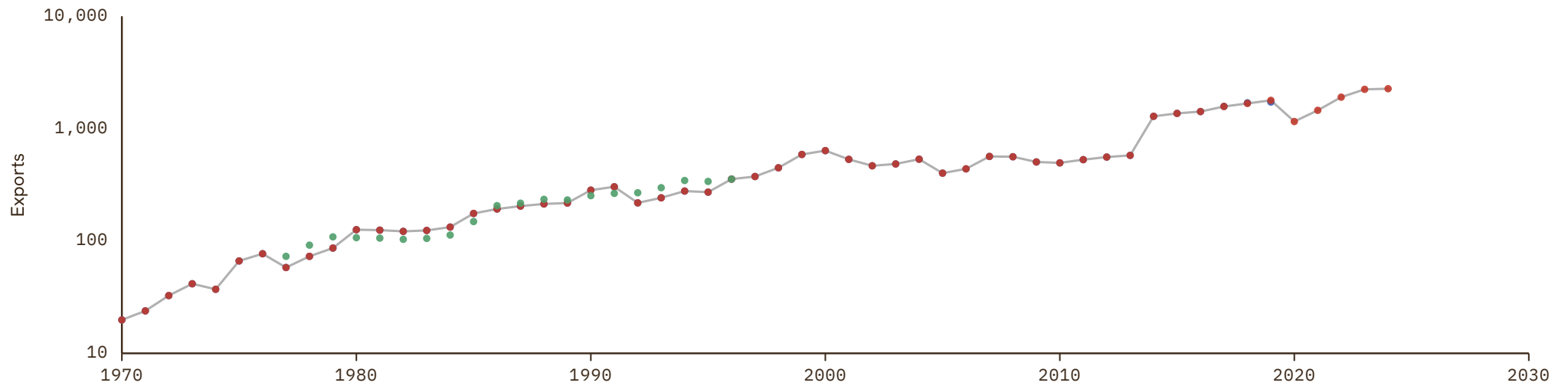
UNIT
millions of LC

1 Source composition

SOURCE	CODE	TIME SPAN	NOTES
United Nations (2024)	UN	1970 - 2024	Baseline source, overlaps with anchor year 2018.

2 Harmonised series

— GMD estimate ● PWT ● UN ● WDI ARC



Guatemala

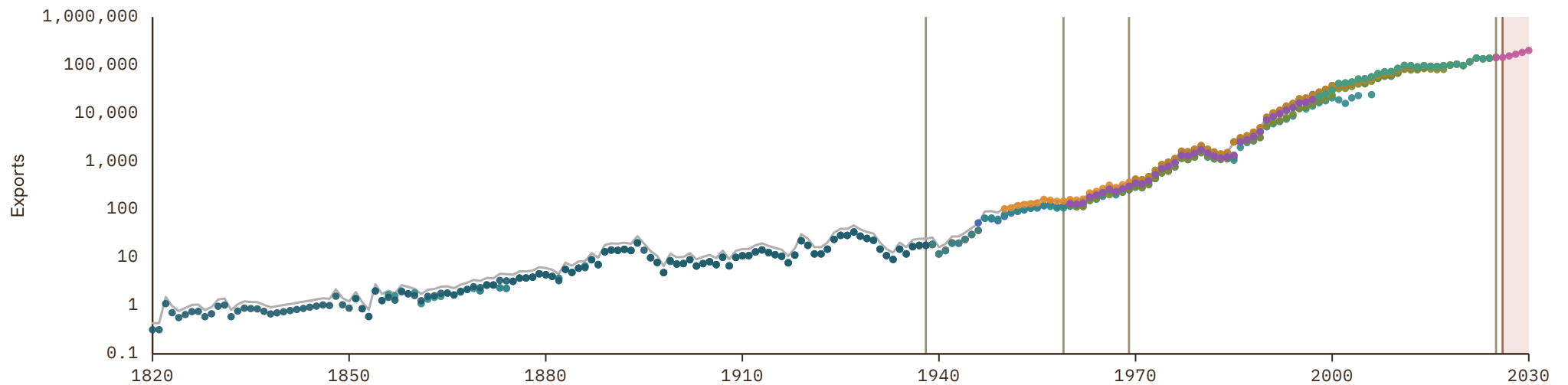
COVERAGE
1820-2030

UNIT
millions of LC

1 Source composition

SOURCE	CODE	TIME SPAN	NOTES
Federico et al. (2019)	Tena	1820 - 1938	Ratio-spliced using overlapping data in 1939: (ratio = 137.6%).
Brian Mitchell (2013)	Mitchell	1939 - 1959	Ratio-spliced using overlapping data in 1960: (ratio = 137.6%).
World Bank (2024)	WDI	1960 - 1969	Ratio-spliced using overlapping data in 1970: (ratio = 122.1%).
United Nations (2024)	UN	1970 - 2024	Baseline source, overlaps with anchor year 2018.
International Monetary Fund (2025)	IMF IFS	2025 - 2025	Ratio-spliced using overlapping data in 2026: (ratio = 100%).
International Monetary Fund (2025) (forecasts)	IMF WEO forecast	2026 - 2030	Ratio-spliced using overlapping data in 2031: (ratio = 103.5%).

2 Harmonised series



Guinea

COVERAGE
1892-2030

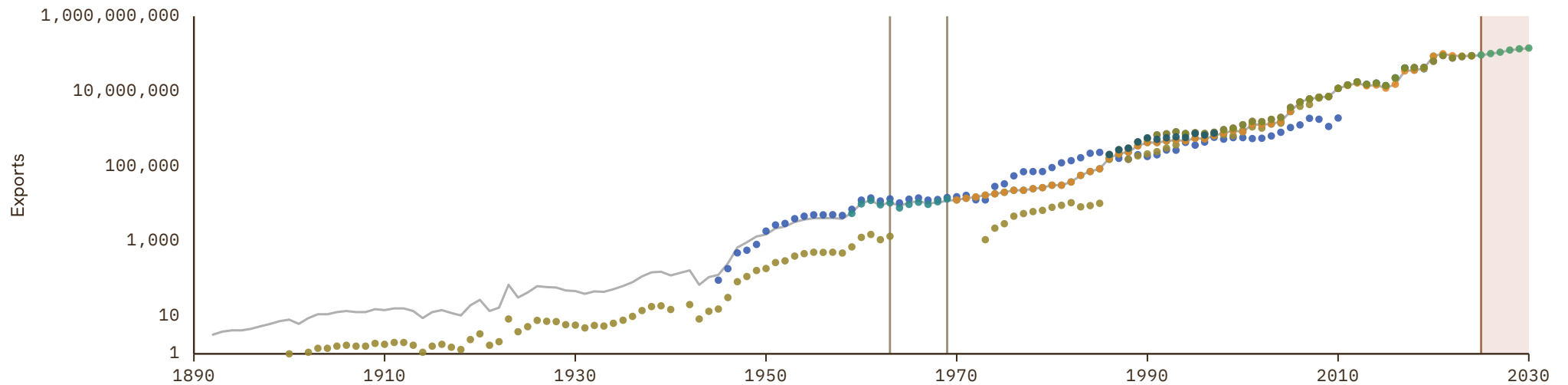
UNIT
millions of LC

1 Source composition

SOURCE	CODE	TIME SPAN	NOTES
Brian Mitchell (2013)	Mitchell	1892 - 1963	Ratio-spliced using overlapping data in 1964: (ratio = 813.8%).
Fouquin et al. (2016)	CEPII	1964 - 1969	Ratio-spliced using overlapping data in 1970: (ratio = 81.6%).
United Nations (2024)	UN	1970 - 2024	Baseline source, overlaps with anchor year 2018.
International Monetary Fund (2025) (forecasts)	IMF WEO forecast	2025 - 2030	Ratio-spliced using overlapping data in 2031: (ratio = 98.7%).

2 Harmonised series

GMD forecast
 — GMD estimate
 | Source change
 ● CEPII
 ● IMF IFS
 ● IMF WEO forecast
 ● IMF WEO
 ● Mitchell
 ● PWT
 ● UN
 ● WDI
 ● WDI ARC



Guinea-Bissau

COVERAGE
1864-2030

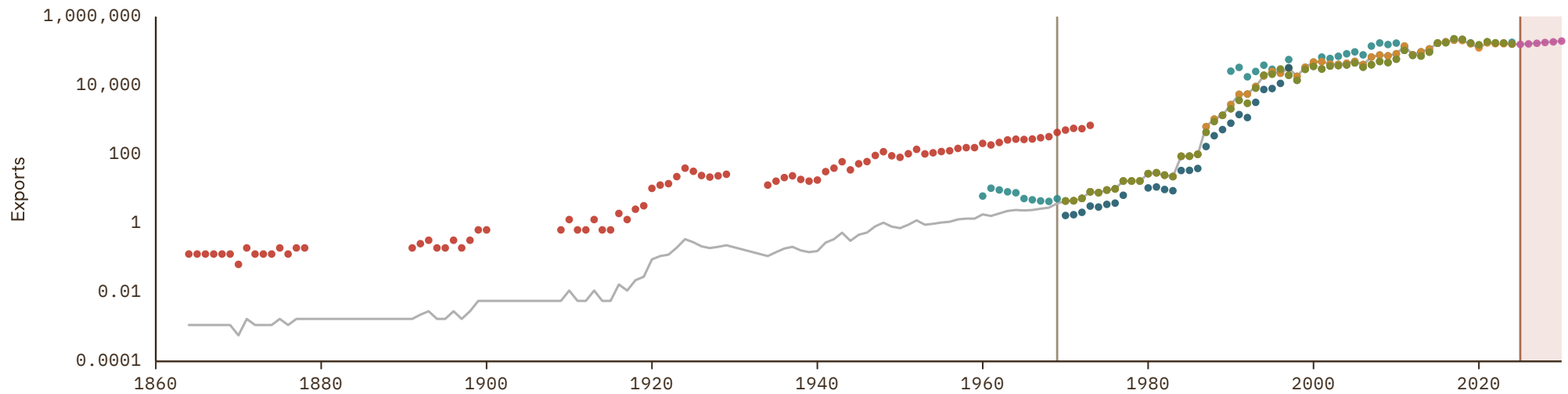
UNIT
millions of LC

1 Source composition

SOURCE	CODE	TIME SPAN	NOTES
Schuler (2015)	HFS	1864 - 1969	Ratio-spliced using overlapping data in 1970: (ratio = .9%).
United Nations (2024)	UN	1970 - 2024	Baseline source, overlaps with anchor year 2018.
International Monetary Fund (2025) (forecasts)	IMF WEO forecast	2025 - 2030	Ratio-spliced using overlapping data in 2031: (ratio = 100.8%).

2 Harmonised series

GMD forecast
 — GMD estimate
| Source change
● BCEAO
 ● HFS
 ● IMF IFS
 ● IMF WEO forecast
 ● IMF WEO
 ● PWT
 ● UN
 ● WDI
 ● WDI ARC



Guyana

COVERAGE
1832-2030

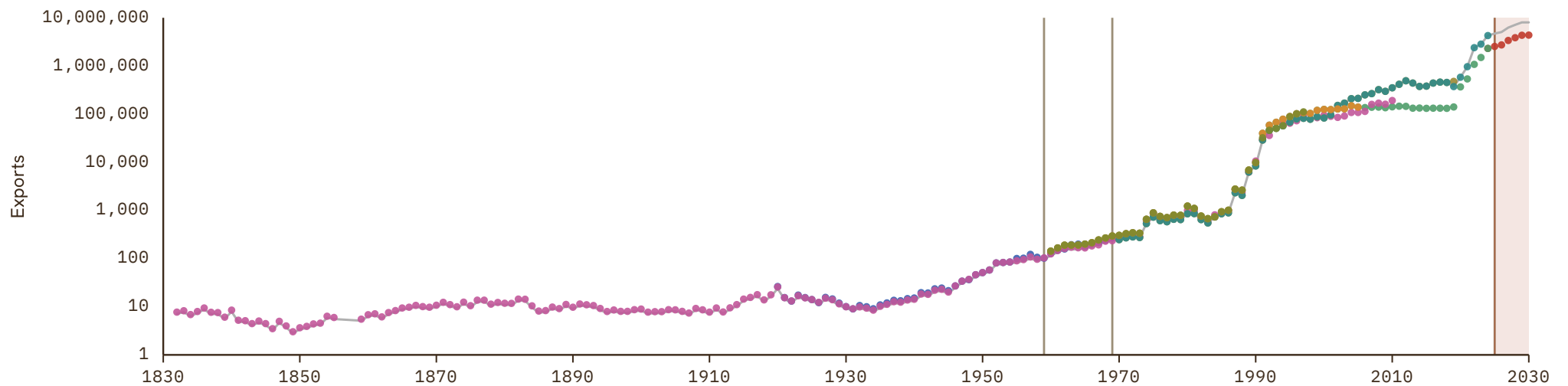
UNIT
millions of LC

1 Source composition

SOURCE	CODE	TIME SPAN	NOTES
Brian Mitchell (2013)	Mitchell	1832 - 1959	Ratio-spliced using overlapping data in 1960: (ratio = 92.8%).
World Bank (2024)	WDI	1960 - 1969	Ratio-spliced using overlapping data in 1970: (ratio = 81.6%).
United Nations (2024)	UN	1970 - 2024	Baseline source, overlaps with anchor year 2018.
International Monetary Fund (2025) (forecasts)	IMF WEO forecast	2025 - 2030	Ratio-spliced using overlapping data in 2031: (ratio = 184.9%).

2 Harmonised series

GMD forecast
 — GMD estimate
| Source change
● CEPII
● IMF WEO forecast
● IMF WEO
● Mitchell
● PWT
● UN
● WDI
● WDI ARC



Haiti

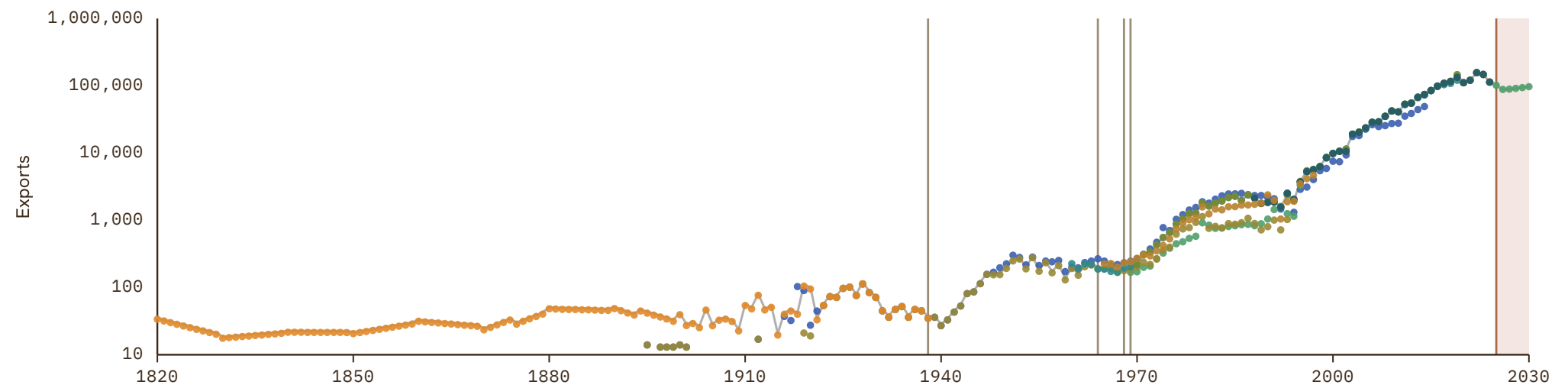
COVERAGE
1820-2030

UNIT
millions of LC

1 Source composition

SOURCE	CODE	TIME SPAN	NOTES
Federico et al. (2019)	Tena	1820 - 1938	Ratio-spliced using overlapping data in 1939: (ratio = 105.6%).
Brian Mitchell (2013)	Mitchell	1939 - 1964	Ratio-spliced using overlapping data in 1965: (ratio = 104.7%).
World Bank (1999)	WDI ARC	1965 - 1968	Ratio-spliced using overlapping data in 1969: (ratio = 88.6%).
International Monetary Fund (2025)	IMF IFS	1969 - 1969	Ratio-spliced using overlapping data in 1970: (ratio = 127.8%).
United Nations (2024)	UN	1970 - 2024	Baseline source, overlaps with anchor year 2018.
International Monetary Fund (2025) (forecasts)	IMF WEO forecast	2025 - 2030	Ratio-spliced using overlapping data in 2031: (ratio = 100%).

2 Harmonised series



Honduras

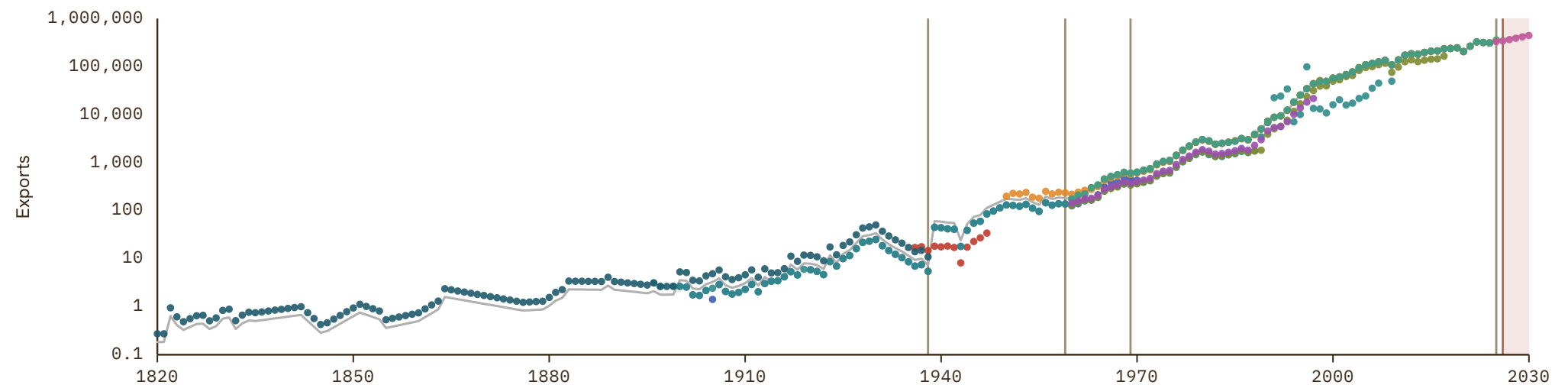
COVERAGE
1820-2030

UNIT
millions of LC

1 Source composition

SOURCE	CODE	TIME SPAN	NOTES
Federico et al. (2019)	Tena	1820 - 1938	Ratio-spliced using overlapping data in 1939: (ratio = 67.3%).
Brian Mitchell (2013)	Mitchell	1939 - 1959	Ratio-spliced using overlapping data in 1960: (ratio = 134.6%).
World Bank (2024)	WDI	1960 - 1969	Ratio-spliced using overlapping data in 1970: (ratio = 96.7%).
United Nations (2024)	UN	1970 - 2024	Baseline source, overlaps with anchor year 2018.
International Monetary Fund (2025)	IMF IFS	2025 - 2025	Ratio-spliced using overlapping data in 2026: (ratio = 99.2%).
International Monetary Fund (2025) (forecasts)	IMF WEO forecast	2026 - 2030	Ratio-spliced using overlapping data in 2031: (ratio = 108%).

2 Harmonised series



Hong Kong

COVERAGE
1921-2030

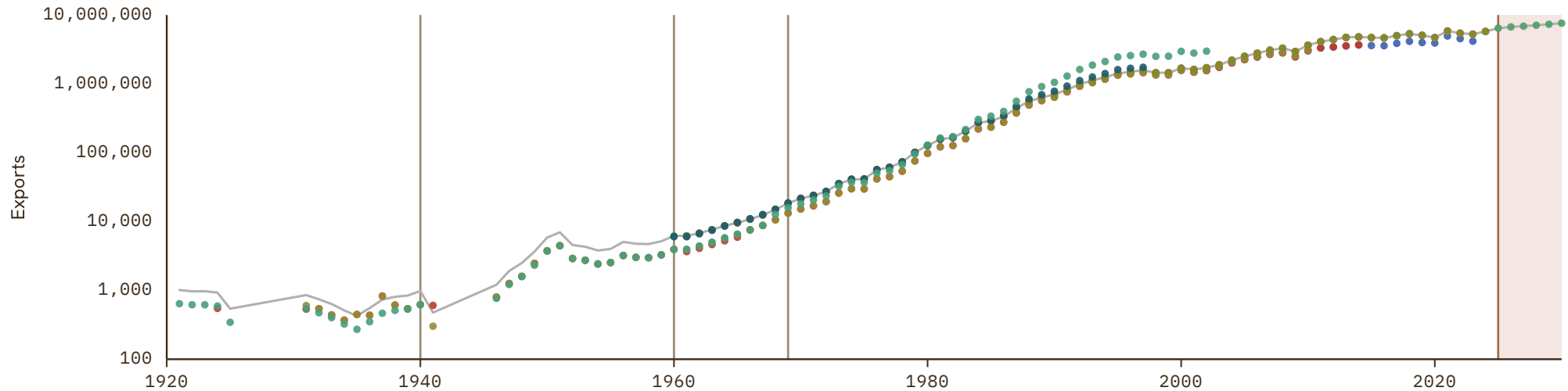
UNIT
millions of LC

1 Source composition

SOURCE	CODE	TIME SPAN	NOTES
Hong Kong Institute (2024)	CS1 HKG	1921 - 1940	Ratio-spliced using overlapping data in 1941: (ratio = 157.5%).
Brian Mitchell (2013)	Mitchell	1941 - 1945	Ratio-spliced using overlapping data in 1946: (ratio = 157.5%).
Hong Kong Institute (2024)	CS1 HKG	1946 - 1960	Ratio-spliced using overlapping data in 1961: (ratio = 157.5%).
World Bank (2024)	WDI	1961 - 1969	Ratio-spliced using overlapping data in 1970: (ratio = 100%).
United Nations (2024)	UN	1970 - 2024	Baseline source, overlaps with anchor year 2018.
International Monetary Fund (2025) (forecasts)	IMF WEO forecast	2025 - 2030	Ratio-spliced using overlapping data in 2031: (ratio = 100%).

2 Harmonised series

GMD forecast
 — GMD estimate
 | Source change
 ● ADB
 ● CEPII
 ● IMF WEO forecast
 ● IMF WEO
 ● Mitchell
 ● PWT
 ● UN
 ● WDI
 ● WDI ARC
 ● CS1



Hungary

COVERAGE
1920-2030

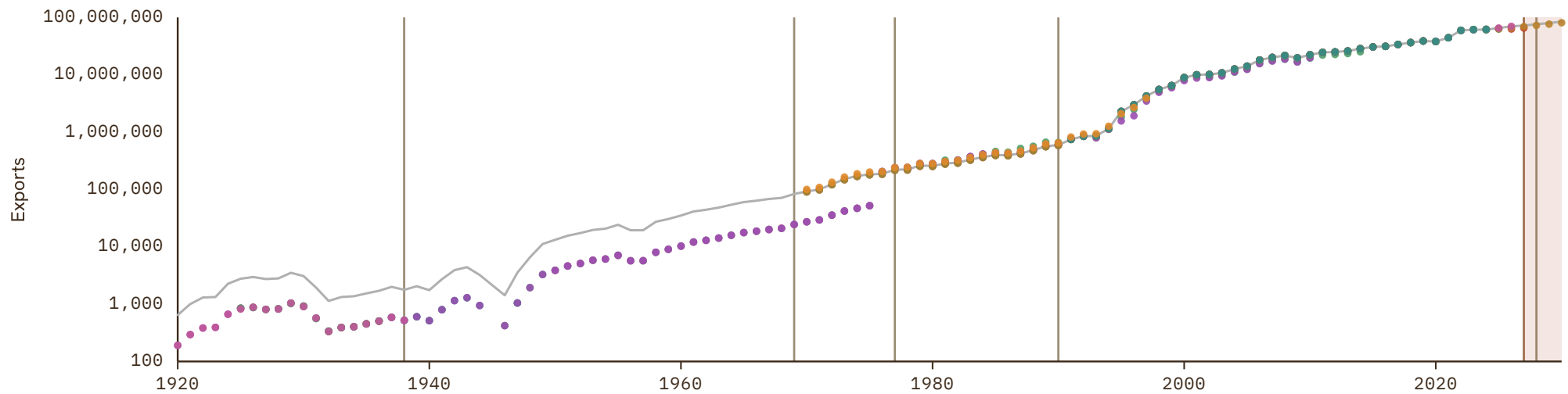
UNIT
millions of LC

1 Source composition

SOURCE	CODE	TIME SPAN	NOTES
Federico et al. (2019)	Tena	1920 - 1938	Ratio-spliced using overlapping data in 1939: (ratio = 339.6%).
Brian Mitchell (2013)	Mitchell	1939 - 1969	Ratio-spliced using overlapping data in 1970: (ratio = 339.9%).
United Nations (2024)	UN	1970 - 1977	Ratio-spliced using overlapping data in 1978: (ratio = 102.2%).
European Commission (2024)	AMECO	1978 - 1990	Ratio-spliced using overlapping data in 1991: (ratio = 100%).
OECD (2024)	OECD EO	1991 - 2026	Baseline source, overlaps with anchor year 2018.
AMECO forecast	AMECO forecast	2027 - 2027	Ratio-spliced using overlapping data in 2028: (ratio = 111%).
International Monetary Fund (2025) (forecasts)	IMF WEO forecast	2028 - 2030	Ratio-spliced using overlapping data in 2031: (ratio = 104.7%).

2 Harmonised series

GMD forecast
 GMD estimate
 Source change
 ● AMECO
 ● AMECO forecast
 ● CEPII
 ● COMECON
 ● EUS
 ● HFS
 ● IHD
 ● IHD 2
 ● IMF IFS
 ● IMF WEO forecast
 ● IMF WEO
 ● Mitchell
 ● OECD EO
 ● PWT
 ● TH ID
 ● Tena
 ● UN
 ● WDI
 ● WDI ARC



Iceland

COVERAGE
1625-2030

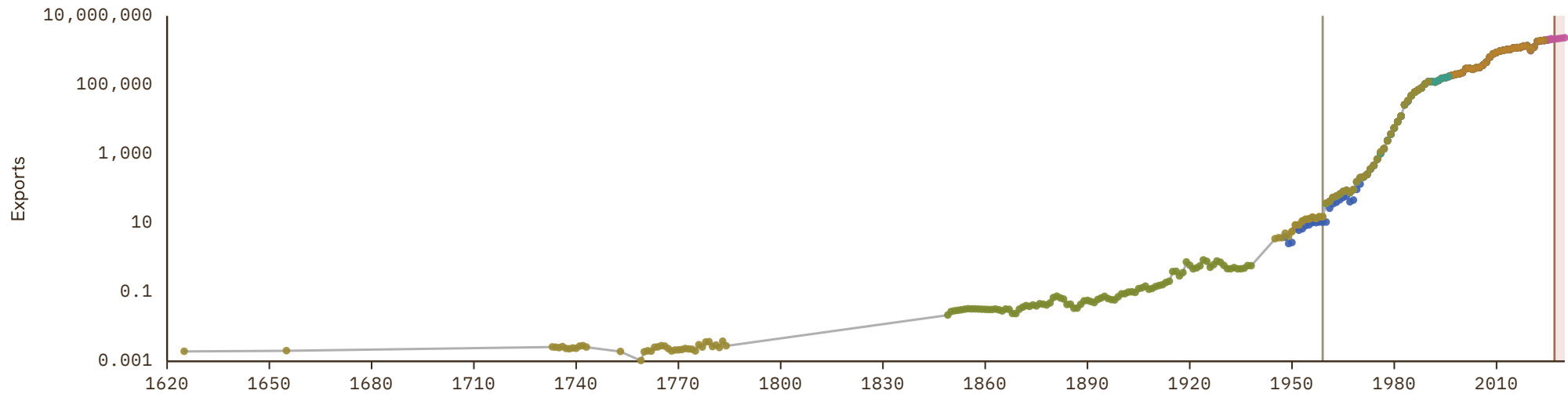
UNIT
millions of LC

1 Source composition

SOURCE	CODE	TIME SPAN	NOTES
Statistics Iceland (1997)	CS2 ISL	1625 - 1848	Ratio-spliced using overlapping data in 1849: (ratio = 98.7%).
Federico et al. (2019)	Tena	1849 - 1944	Ratio-spliced using overlapping data in 1945: (ratio = 98.7%).
Statistics Iceland (1997)	CS2 ISL	1945 - 1959	Ratio-spliced using overlapping data in 1960: (ratio = 98.7%).
OECD (2024)	OECD EO	1960 - 2026	Baseline source, overlaps with anchor year 2018.
International Monetary Fund (2025) (forecasts)	IMF WEO forecast	2027 - 2030	Ratio-spliced using overlapping data in 2031: (ratio = 106.3%).

2 Harmonised series

■ GMD forecast
 — GMD estimate
 | Source change
 ● CEPII
 ● EUS
 ● IMF IFS
 ● IMF WEO forecast
 ● IMF WEO
 ● OECD EO
 ● PWT
 ● Tena
 ● UN
 ● WDI
 ● WDI ARC
 ● CS2



India

COVERAGE
1823–2030

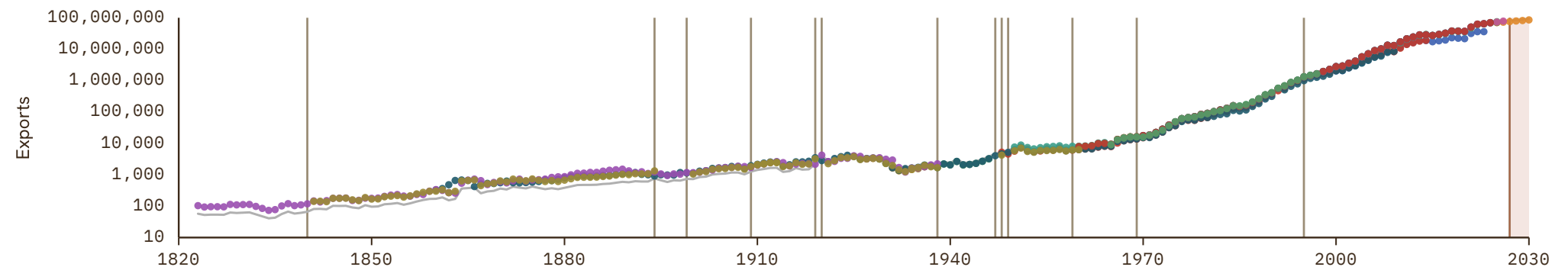
UNIT
millions of LC

1 Source composition

SOURCE	CODE	TIME SPAN	NOTES
Federico et al. (2019)	Tena	1823 - 1840	Ratio-spliced using overlapping data in 1841: (ratio = 55.6%).
Government of India (1922)	CS2 IND	1841 - 1894	Ratio-spliced using overlapping data in 1895: (ratio = 57.3%).
Federico et al. (2019)	Tena	1895 - 1899	Ratio-spliced using overlapping data in 1900: (ratio = 62.5%).
UN Statistics Division (2025)	UN trade	1900 - 1909	Ratio-spliced using overlapping data in 1910: (ratio = 68.6%).
Government of India (1922)	CS2 IND	1910 - 1919	Ratio-spliced using overlapping data in 1920: (ratio = 67.3%).
Federico et al. (2019)	Tena	1920 - 1920	Ratio-spliced using overlapping data in 1921: (ratio = 100.4%).
UN Statistics Division (2025)	UN trade	1921 - 1938	Ratio-spliced using overlapping data in 1939: (ratio = 117.4%).
Brian Mitchell (2013)	Mitchell	1939 - 1947	Ratio-spliced using overlapping data in 1948: (ratio = 115.6%).

SOURCE	CODE	TIME SPAN	NOTES
UN Statistics Division (2025)	UN trade	1948 - 1948	Ratio-spliced using overlapping data in 1949: (ratio = 125.9%).
Brian Mitchell (2013)	Mitchell	1949 - 1949	Ratio-spliced using overlapping data in 1950: (ratio = 115.6%).
UN Statistics Division (2025)	UN trade	1950 - 1959	Ratio-spliced using overlapping data in 1960: (ratio = 124.4%).
World Bank (2024)	WDI	1960 - 1969	Ratio-spliced using overlapping data in 1970: (ratio = 100%).
United Nations (2024)	UN	1970 - 1995	Ratio-spliced using overlapping data in 1996: (ratio = 100%).
OECD (2024)	OECD EO	1996 - 2026	Baseline source, overlaps with anchor year 2018.
International Monetary Fund (2025) (forecasts)	IMF WEO forecast	2027 - 2030	Ratio-spliced using overlapping data in 2031: (ratio = 107.7%).

2 Harmonised series



Indonesia

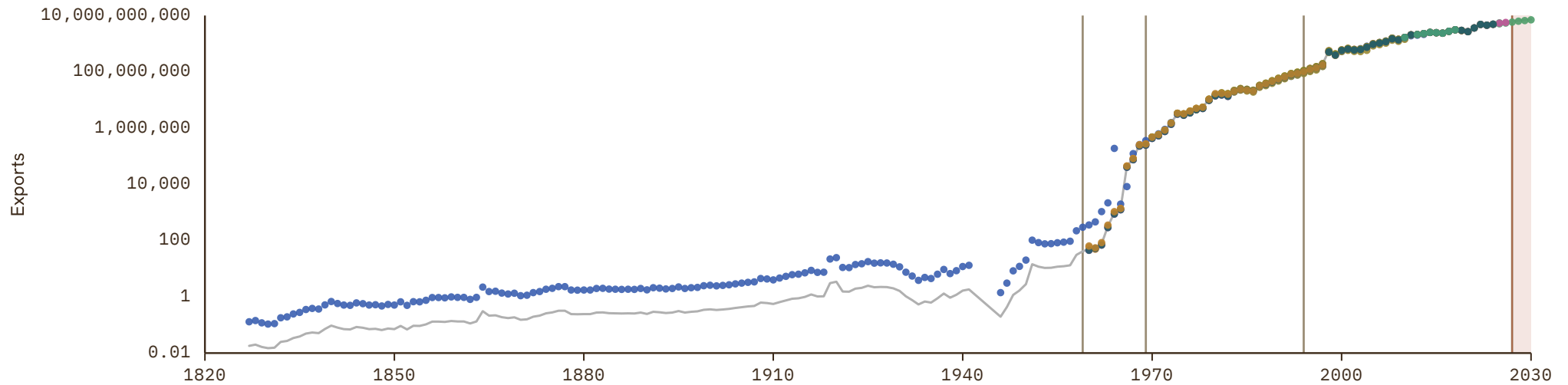
COVERAGE
1827-2030

UNIT
millions of LC

1 Source composition

SOURCE	CODE	TIME SPAN	NOTES
Fouquin et al. (2016)	CEPII	1827 - 1959	Ratio-spliced using overlapping data in 1960: (ratio = 13.9%).
World Bank (2024)	WDI	1960 - 1969	Ratio-spliced using overlapping data in 1970: (ratio = 110.6%).
United Nations (2024)	UN	1970 - 1994	Ratio-spliced using overlapping data in 1995: (ratio = 99.1%).
OECD (2024)	OECD EO	1995 - 2026	Baseline source, overlaps with anchor year 2018.
International Monetary Fund (2025) (forecasts)	IMF WEO forecast	2027 - 2030	Ratio-spliced using overlapping data in 2031: (ratio = 105%).

2 Harmonised series



Iran

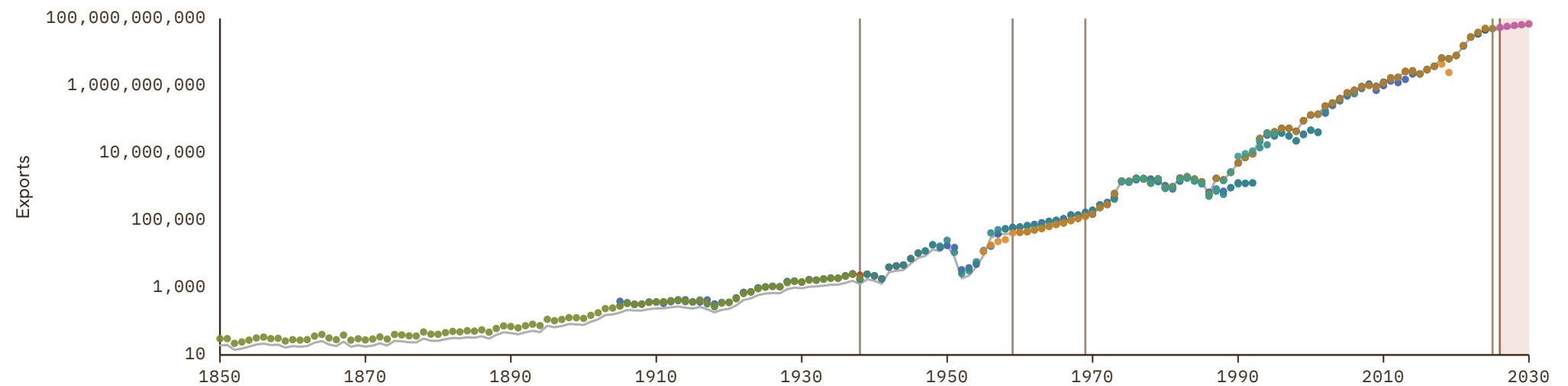
COVERAGE
1850–2030

UNIT
millions of LC

1 Source composition

SOURCE	CODE	TIME SPAN	NOTES
Federico et al. (2019)	Tena	1850 - 1938	Ratio-spliced using overlapping data in 1939: (ratio = 64.2%).
Brian Mitchell (2013)	Mitchell	1939 - 1959	Ratio-spliced using overlapping data in 1960: (ratio = 71.3%).
World Bank (2024)	WDI	1960 - 1969	Ratio-spliced using overlapping data in 1970: (ratio = 100%).
United Nations (2024)	UN	1970 - 2024	Baseline source, overlaps with anchor year 2018.
International Monetary Fund (2025)	IMF WEO	2025 - 2025	Ratio-spliced using overlapping data in 2026: (ratio = 89.5%).
International Monetary Fund (2025) (forecasts)	IMF WEO forecast	2026 - 2030	Ratio-spliced using overlapping data in 2031: (ratio = 89.5%).

2 Harmonised series



Iraq

COVERAGE
1921-2024

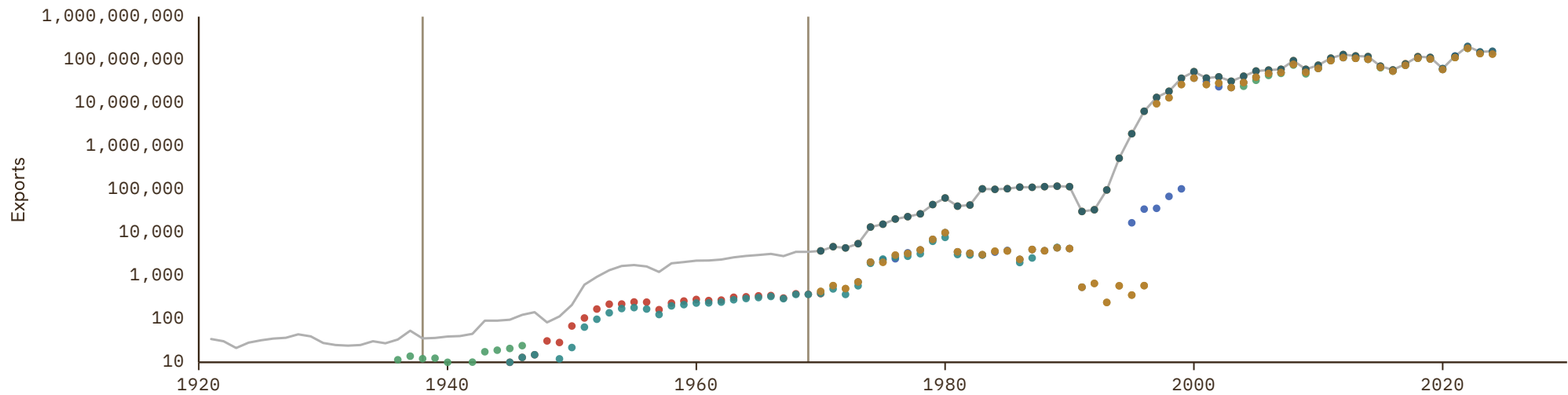
UNIT
millions of LC

1 Source composition

SOURCE	CODE	TIME SPAN	NOTES
Federico et al. (2019)	Tena	1921 - 1938	Ratio-spliced using overlapping data in 1939: (ratio = 967.4%).
Brian Mitchell (2013)	Mitchell	1939 - 1969	Ratio-spliced using overlapping data in 1970: (ratio = 964.5%).
United Nations (2024)	UN	1970 - 2024	Baseline source, overlaps with anchor year 2018.

2 Harmonised series

— GMD estimate | Source change ● AMF ● CEPII ● HFS ● IMF IFS ● IMF WEO ● Mitchell ● PWT ● Tena ● UN ● WDI



Ireland

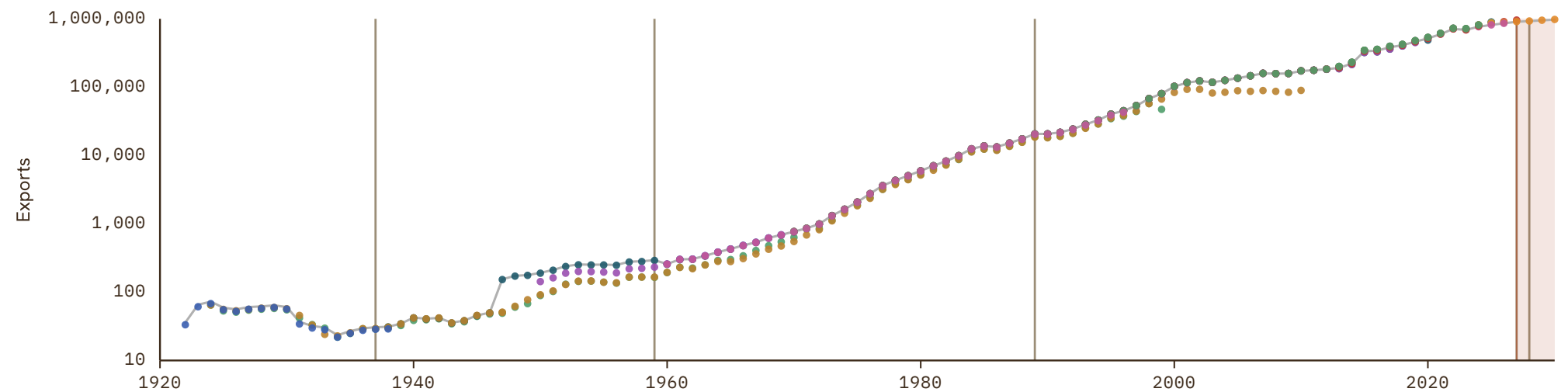
COVERAGE
1922-2030

UNIT
millions of LC

1 Source composition

SOURCE	CODE	TIME SPAN	NOTES
Federico et al. (2019)	Tena	1922 - 1937	Ratio-spliced using overlapping data in 1938: (ratio = 107.2%).
Jordá et al. (2017)	JST	1938 - 1959	Ratio-spliced using overlapping data in 1960: (ratio = 101.1%).
European Commission (2024)	AMECO	1960 - 1989	Ratio-spliced using overlapping data in 1990: (ratio = 100%).
OECD (2024)	OECD EO	1990 - 2026	Baseline source, overlaps with anchor year 2018.
AMECO forecast	AMECO forecast	2027 - 2027	Ratio-spliced using overlapping data in 2028: (ratio = 94.2%).
International Monetary Fund (2025) (forecasts)	IMF WEO forecast	2028 - 2030	Ratio-spliced using overlapping data in 2031: (ratio = 99.5%).

2 Harmonised series



Israel

COVERAGE
1927-2030

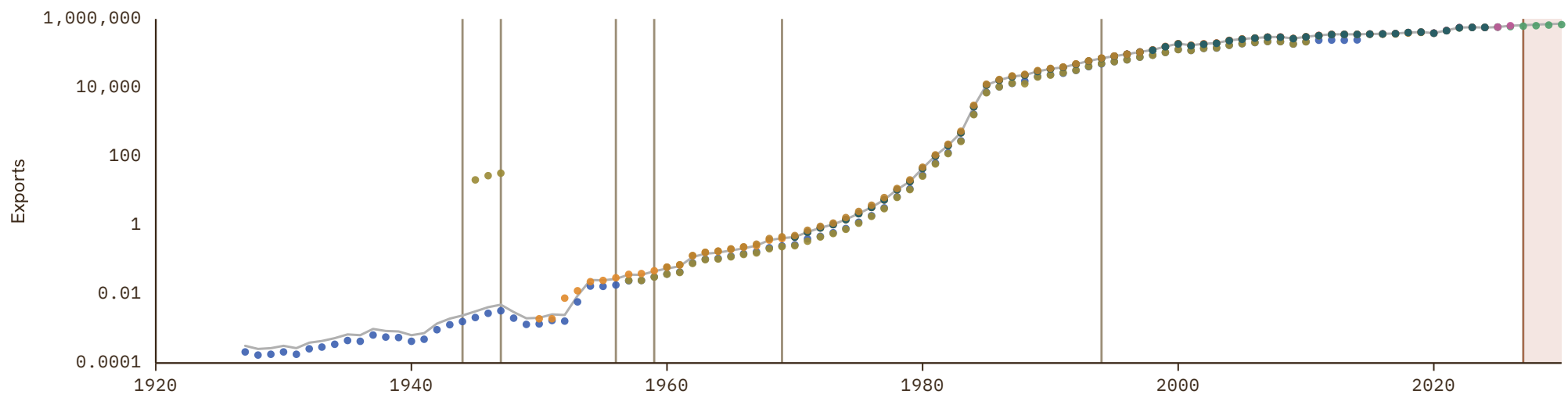
UNIT
millions of LC

1 Source composition

SOURCE	CODE	TIME SPAN	NOTES
Fouquin et al. (2016)	CEPII	1927 - 1944	Ratio-spliced using overlapping data in 1945: (ratio = 150.4%).
Brian Mitchell (2013)	Mitchell	1945 - 1947	Ratio-spliced using overlapping data in 1948: (ratio = 0%).
Fouquin et al. (2016)	CEPII	1948 - 1956	Ratio-spliced using overlapping data in 1957: (ratio = 150.4%).
Brian Mitchell (2013)	Mitchell	1957 - 1959	Ratio-spliced using overlapping data in 1960: (ratio = 146.4%).
World Bank (1999)	WDI ARC	1960 - 1969	Ratio-spliced using overlapping data in 1970: (ratio = 90.6%).
United Nations (2024)	UN	1970 - 1994	Ratio-spliced using overlapping data in 1995: (ratio = 101.1%).
OECD (2024)	OECD EO	1995 - 2026	Baseline source, overlaps with anchor year 2018.
International Monetary Fund (2025) (forecasts)	IMF WEO forecast	2027 - 2030	Ratio-spliced using overlapping data in 2031: (ratio = 106.6%).

2 Harmonised series

■ GMD forecast
 — GMD estimate
 | Source change
 ● CEPII
 ● IMF IFS
 ● IMF WEO forecast
 ● IMF WEO
 ● Mitchell
 ● OECD EO
 ● PWT
 ● UN
 ● WDI
 ● WDI ARC



Italy

COVERAGE
1861-2030

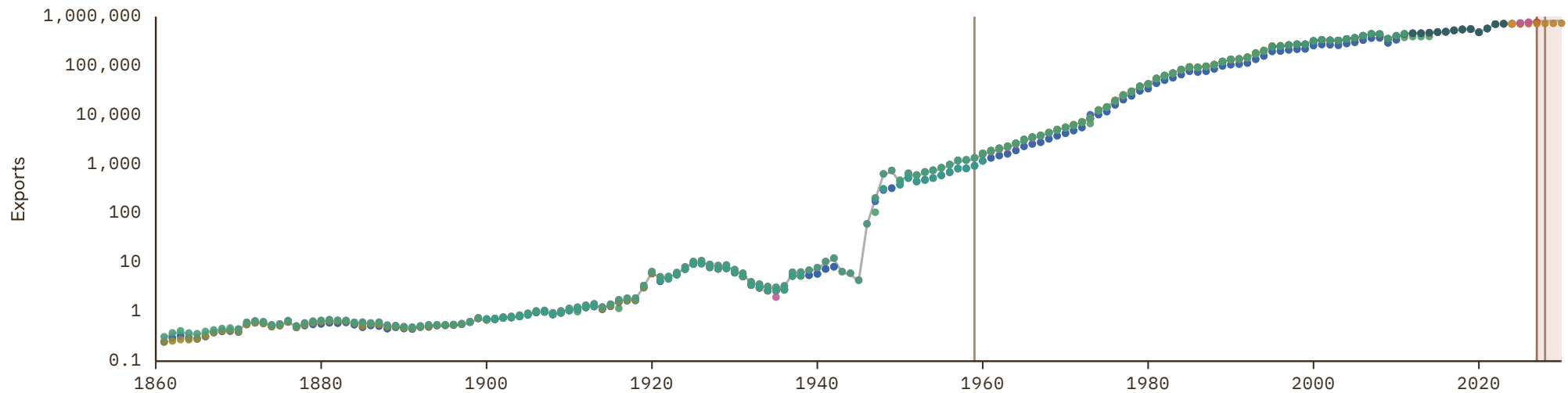
UNIT
millions of LC

1 Source composition

SOURCE	CODE	TIME SPAN	NOTES
Baffigi (2013)	CS1 ITA	1861 - 1959	Ratio-spliced using overlapping data in 1960: (ratio = 95%).
OECD (2024)	OECD EO	1960 - 2026	Baseline source, overlaps with anchor year 2018.
AMECO forecast	AMECO forecast	2027 - 2027	Ratio-spliced using overlapping data in 2028: (ratio = 104.2%).
International Monetary Fund (2025) (forecasts)	IMF WEO forecast	2028 - 2030	Ratio-spliced using overlapping data in 2031: (ratio = 112.1%).

2 Harmonised series

- GMD forecast
- GMD estimate
- ▬ Source change
- AMECO
- AMECO forecast
- CEPII
- EUS
- FZ
- HFS
- IHD
- IHD 2
- IMF IFS
- IMF WEO forecast
- IMF WEO
- JST
- Mitchell
- OECD EO
- PWT
- TH ID
- Tena
- UN
- WDI
- WDI ARC
- CS3
- CS1
- UN trade



Ivory Coast

COVERAGE
1892–2030

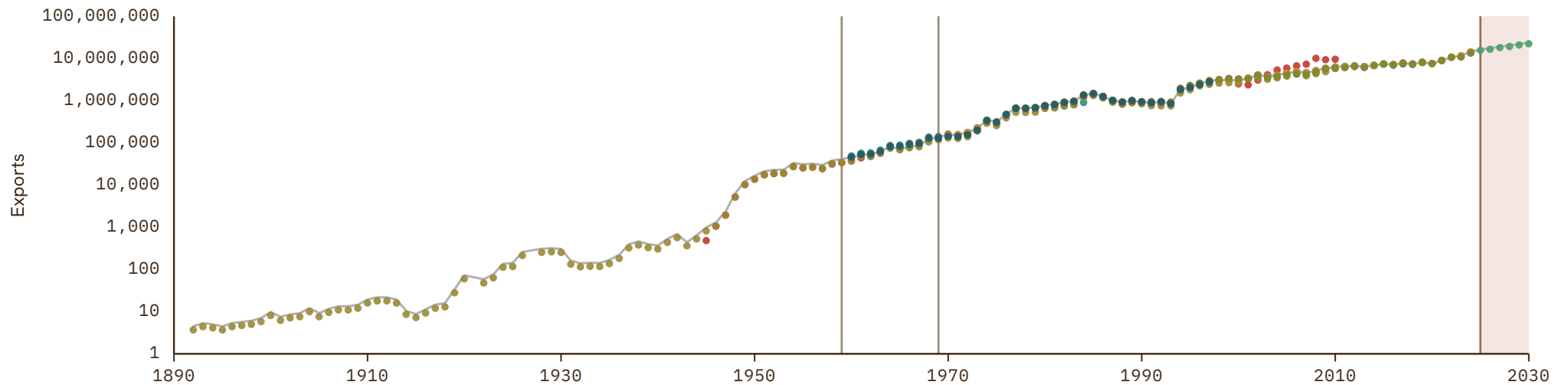
UNIT
millions of LC

1 Source composition

SOURCE	CODE	TIME SPAN	NOTES
Brian Mitchell (2013)	Mitchell	1892 - 1959	Ratio-spliced using overlapping data in 1960: (ratio = 121.5%).
BCEAO (2024)	BCEAO	1960 - 1969	Ratio-spliced using overlapping data in 1970: (ratio = 102.1%).
United Nations (2024)	UN	1970 - 2024	Baseline source, overlaps with anchor year 2018.
International Monetary Fund (2025) (forecasts)	IMF WEO forecast	2025 - 2030	Ratio-spliced using overlapping data in 2031: (ratio = 105.3%).

2 Harmonised series

GMD forecast
 — GMD estimate
 | Source change
 ● BCEAO
 ● CEPII
 ● IMF WEO forecast
 ● IMF WEO
 ● Mitchell
 ● PWT
 ● UN
 ● WDI
 ● WDI ARC



Jamaica

COVERAGE
1816-2030

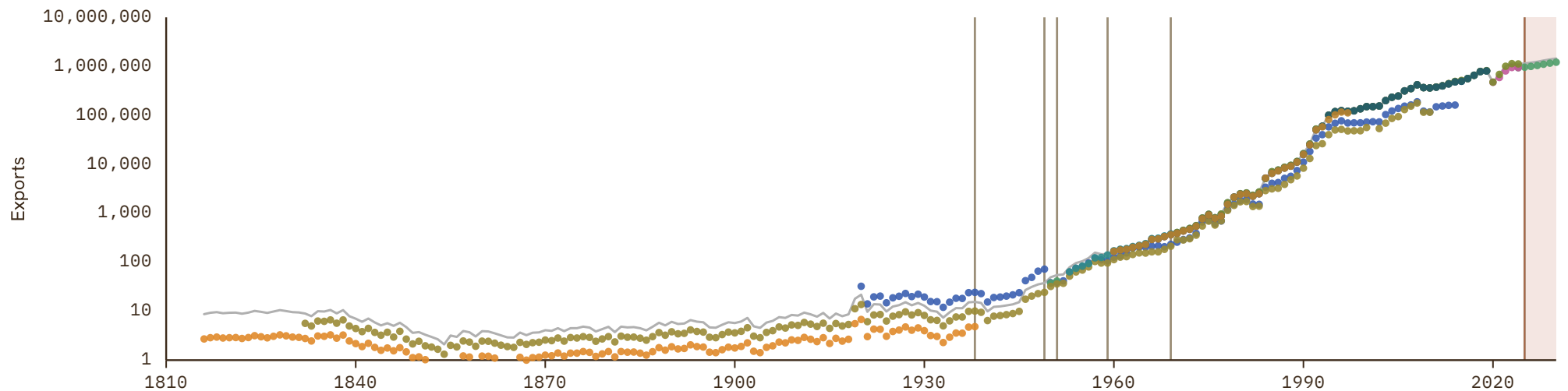
UNIT
millions of LC

1 Source composition

SOURCE	CODE	TIME SPAN	NOTES
Federico et al. (2019)	Tena	1816 - 1938	Ratio-spliced using overlapping data in 1939: (ratio = 322.1%).
Brian Mitchell (2013)	Mitchell	1939 - 1949	Ratio-spliced using overlapping data in 1950: (ratio = 154.4%).
International Monetary Fund (2025)	IMF IFS	1950 - 1951	Ratio-spliced using overlapping data in 1952: (ratio = 132.8%).
Brian Mitchell (2013)	Mitchell	1952 - 1959	Ratio-spliced using overlapping data in 1960: (ratio = 152%).
World Bank (2024)	WDI	1960 - 1969	Ratio-spliced using overlapping data in 1970: (ratio = 103.5%).
United Nations (2024)	UN	1970 - 2024	Baseline source, overlaps with anchor year 2018.
International Monetary Fund (2025) (forecasts)	IMF WEO forecast	2025 - 2030	Ratio-spliced using overlapping data in 2031: (ratio = 119.3%).

2 Harmonised series

■ GMD forecast
 — GMD estimate
 | Source change
 ● CEPII
 ● IMF IFS
 ● IMF WEO forecast
 ● IMF WEO
 ● Mitchell
 ● PWT
 ● Tena
 ● UN
 ● WDI
 ● WDI ARC



Japan

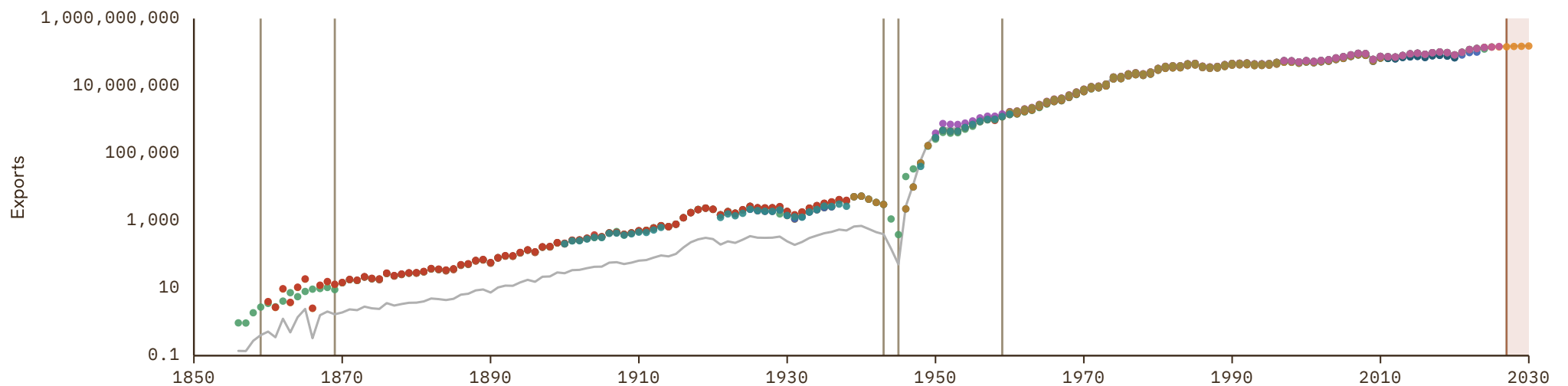
COVERAGE
1856–2030

UNIT
millions of LC

1 Source composition

SOURCE	CODE	TIME SPAN	NOTES
Fouquin et al. (2016)	CEPII	1856 - 1859	Ratio-spliced using overlapping data in 1860: (ratio = 14.7%).
Federico et al. (2019)	Tena	1860 - 1869	Ratio-spliced using overlapping data in 1870: (ratio = 12.9%).
Jordá et al. (2017)	JST	1870 - 1943	Ratio-spliced using overlapping data in 1944: (ratio = 13.1%).
Fouquin et al. (2016)	CEPII	1944 - 1945	Ratio-spliced using overlapping data in 1946: (ratio = 13.1%).
Jordá et al. (2017)	JST	1946 - 1959	Ratio-spliced using overlapping data in 1960: (ratio = 119.5%).
OECD (2024)	OECD EO	1960 - 2026	Baseline source, overlaps with anchor year 2018.
International Monetary Fund (2025) (forecasts)	IMF WEO forecast	2027 - 2030	Ratio-spliced using overlapping data in 2031: (ratio = 103.1%).

2 Harmonised series



Jordan

COVERAGE
1936–2030

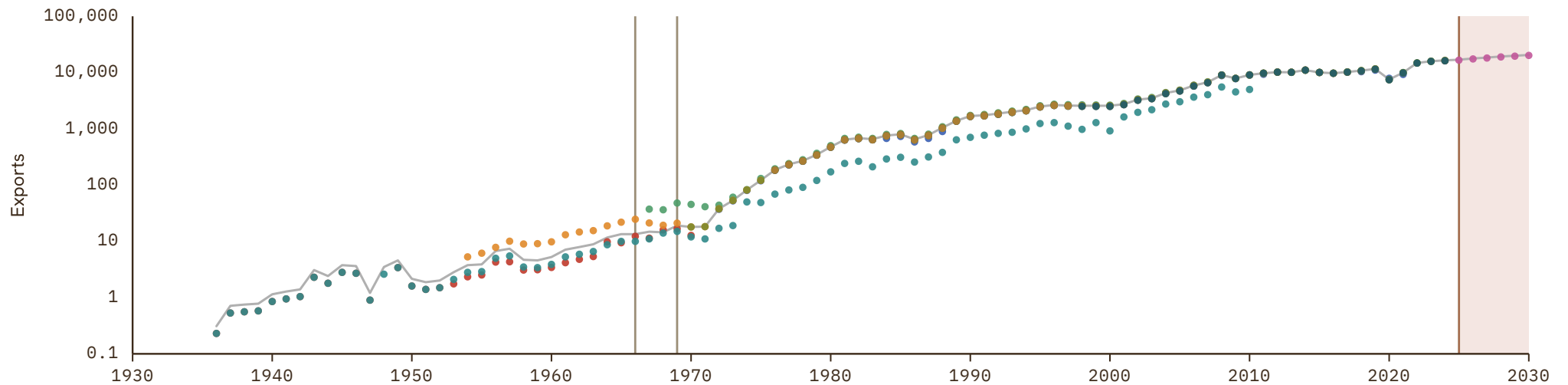
UNIT
millions of LC

1 Source composition

SOURCE	CODE	TIME SPAN	NOTES
Brian Mitchell (2013)	Mitchell	1936 - 1966	Ratio-spliced using overlapping data in 1967: (ratio = 134.5%).
International Monetary Fund (2025)	IMF IFS	1967 - 1969	Ratio-spliced using overlapping data in 1970: (ratio = 39.7%).
United Nations (2024)	UN	1970 - 2024	Baseline source, overlaps with anchor year 2018.
International Monetary Fund (2025) (forecasts)	IMF WEO forecast	2025 - 2030	Ratio-spliced using overlapping data in 2031: (ratio = 101.9%).

2 Harmonised series

GMD forecast
 GMD estimate
 Source change
 ● AMF
 ● CEPII
 ● IMF IFS
 ● IMF WEO forecast
 ● IMF WEO
 ● Mitchell
 ● PWT
 ● UN
 ● WDI
 ● WDI ARC



Kazakhstan

COVERAGE
1990-2030

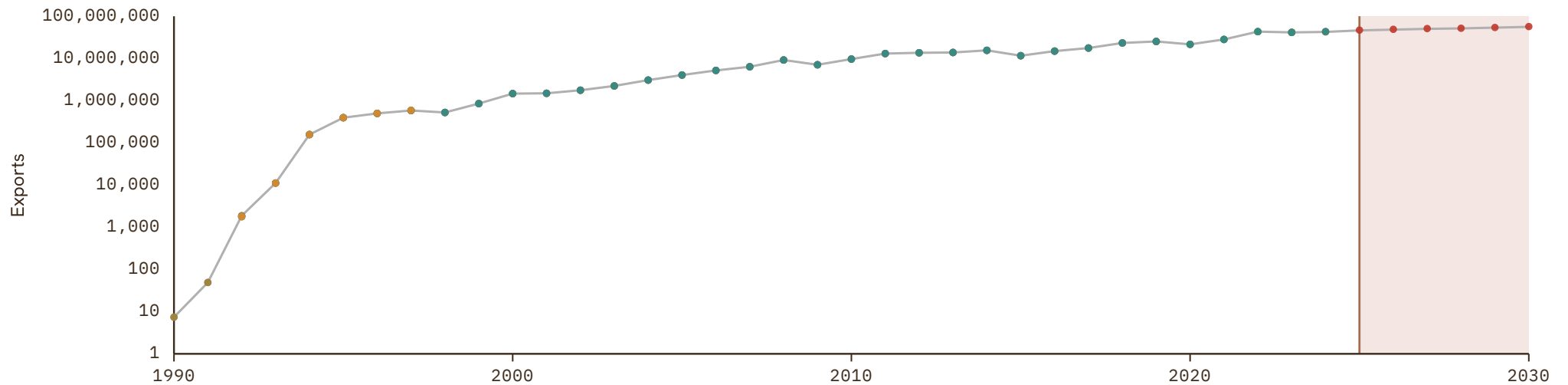
UNIT
millions of LC

1 Source composition

SOURCE	CODE	TIME SPAN	NOTES
United Nations (2024)	UN	1990 - 2024	Baseline source, overlaps with anchor year 2018.
International Monetary Fund (2025) (forecasts)	IMF WEO forecast	2025 - 2030	Ratio-spliced using overlapping data in 2031: (ratio = 98.8%).

2 Harmonised series

GMD forecast
 — GMD estimate
 | Source change
 ● IMF IFS
 ● IMF WEO forecast
 ● IMF WEO
 ● PWT
 ● UN
 ● WDI
 ● WDI ARC



Kenya

COVERAGE
1895–2030

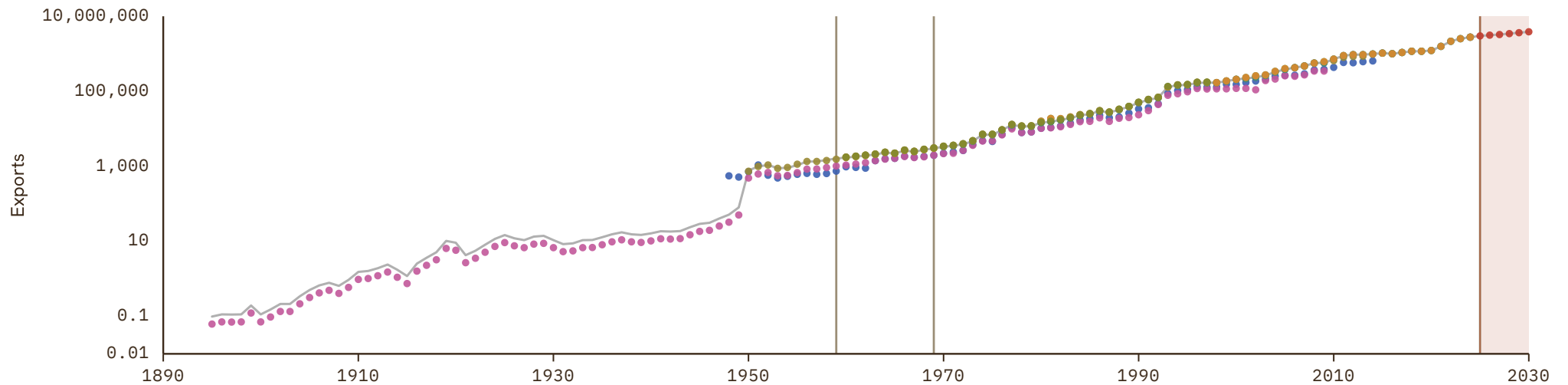
UNIT
millions of LC

1 Source composition

SOURCE	CODE	TIME SPAN	NOTES
Brian Mitchell (2013)	Mitchell	1895 - 1959	Ratio-spliced using overlapping data in 1960: (ratio = 158.7%).
World Bank (2024)	WDI	1960 - 1969	Ratio-spliced using overlapping data in 1970: (ratio = 97.4%).
United Nations (2024)	UN	1970 - 2024	Baseline source, overlaps with anchor year 2018.
International Monetary Fund (2025) (forecasts)	IMF WEO forecast	2025 - 2030	Ratio-spliced using overlapping data in 2031: (ratio = 100%).

2 Harmonised series

GMD forecast
 — GMD estimate
 | Source change
 ● CEPII
 ● IMF WEO forecast
 ● IMF WEO
 ● Mitchell
 ● PWT
 ● UN
 ● WDI
 ● WDI ARC



Kuwait

COVERAGE
1954–2024

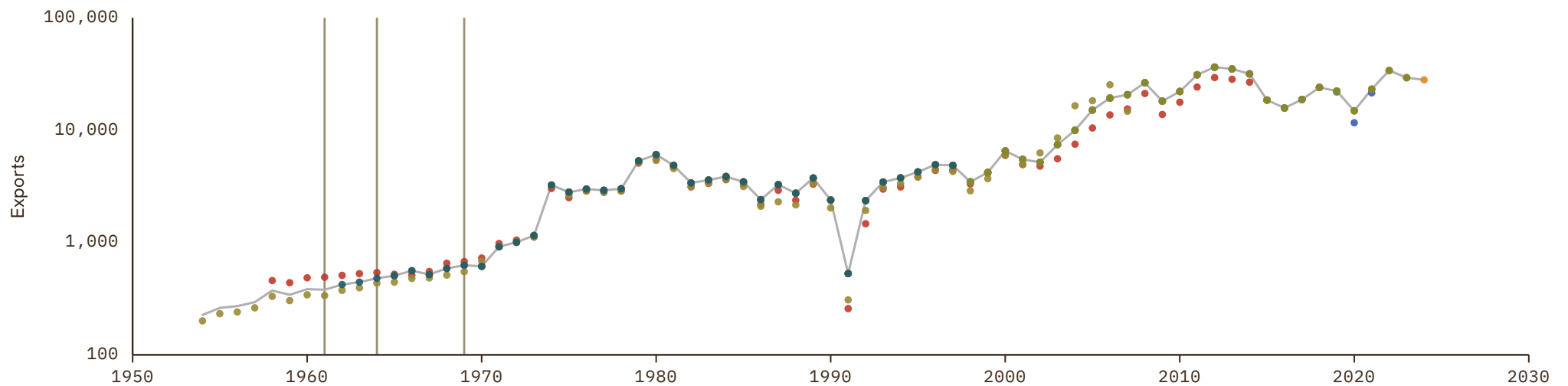
UNIT
millions of LC

1 Source composition

SOURCE	CODE	TIME SPAN	NOTES
Brian Mitchell (2013)	Mitchell	1954 - 1961	Ratio-spliced using overlapping data in 1962: (ratio = 112.6%).
World Bank (1999)	WDI ARC	1962 - 1964	Ratio-spliced using overlapping data in 1965: (ratio = 100%).
World Bank (2024)	WDI	1965 - 1969	Ratio-spliced using overlapping data in 1970: (ratio = 100%).
United Nations (2024)	UN	1970 - 2024	Baseline source, overlaps with anchor year 2018.

2 Harmonised series

— GMD estimate | Source change ● AMF ● CEPII ● IMF IFS ● IMF WEO ● Mitchell ● PWT ● UN ● WDI ● WDI ARC



Kyrgyzstan

COVERAGE
1990-2030

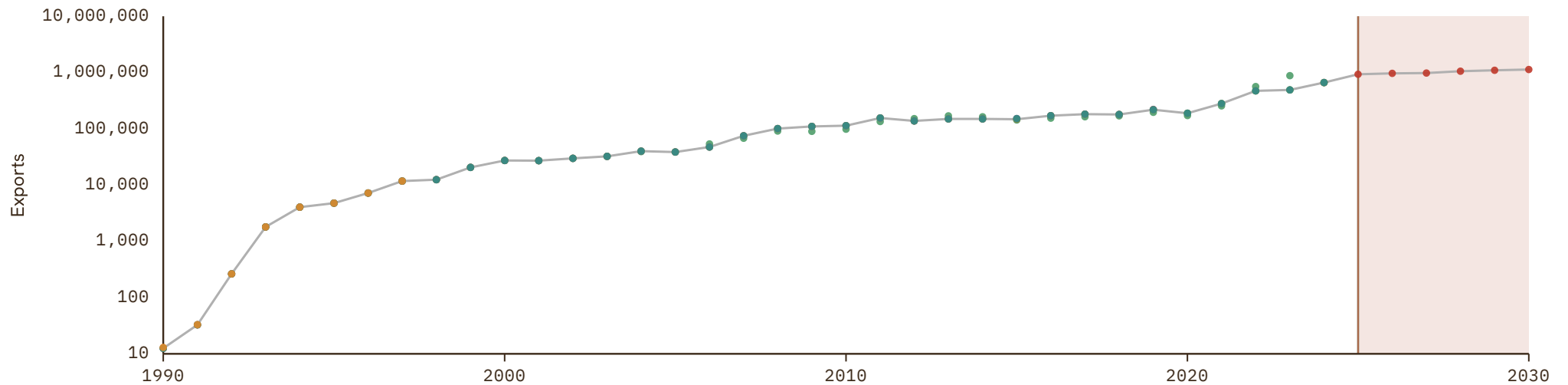
UNIT
millions of LC

1 Source composition

SOURCE	CODE	TIME SPAN	NOTES
United Nations (2024)	UN	1990 - 2024	Baseline source, overlaps with anchor year 2018.
International Monetary Fund (2025) (forecasts)	IMF WEO forecast	2025 - 2030	Ratio-spliced using overlapping data in 2031: (ratio = 100%).

2 Harmonised series

GMD forecast
 — GMD estimate
 | Source change
 ● IMF IFS
 ● IMF WEO forecast
 ● IMF WEO
 ● PWT
 ● UN
 ● WDI
 ● WDI ARC



Laos

COVERAGE
1948-2030

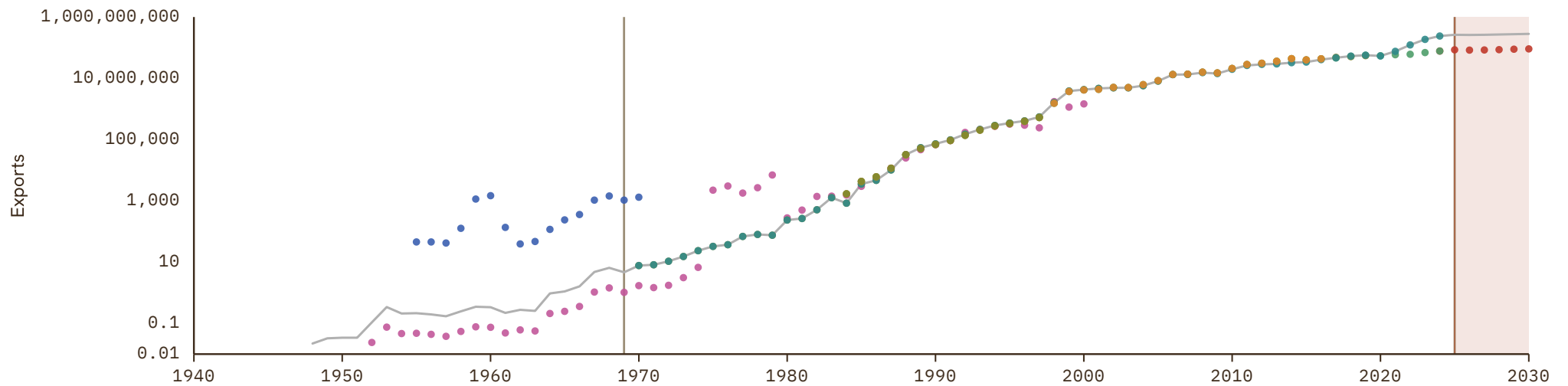
UNIT
millions of LC

1 Source composition

SOURCE	CODE	TIME SPAN	NOTES
Brian Mitchell (2013)	Mitchell	1948 - 1969	Ratio-spliced using overlapping data in 1970: (ratio = 450.5%).
United Nations (2024)	UN	1970 - 2024	Baseline source, overlaps with anchor year 2018.
International Monetary Fund (2025) (forecasts)	IMF WEO forecast	2025 - 2030	Ratio-spliced using overlapping data in 2031: (ratio = 311%).

2 Harmonised series

GMD forecast
 — GMD estimate
 | Source change
 ● CEPII
 ● IMF WEO forecast
 ● IMF WEO
 ● Mitchell
 ● PWT
 ● UN
 ● WDI
 ● WDI ARC



Latvia

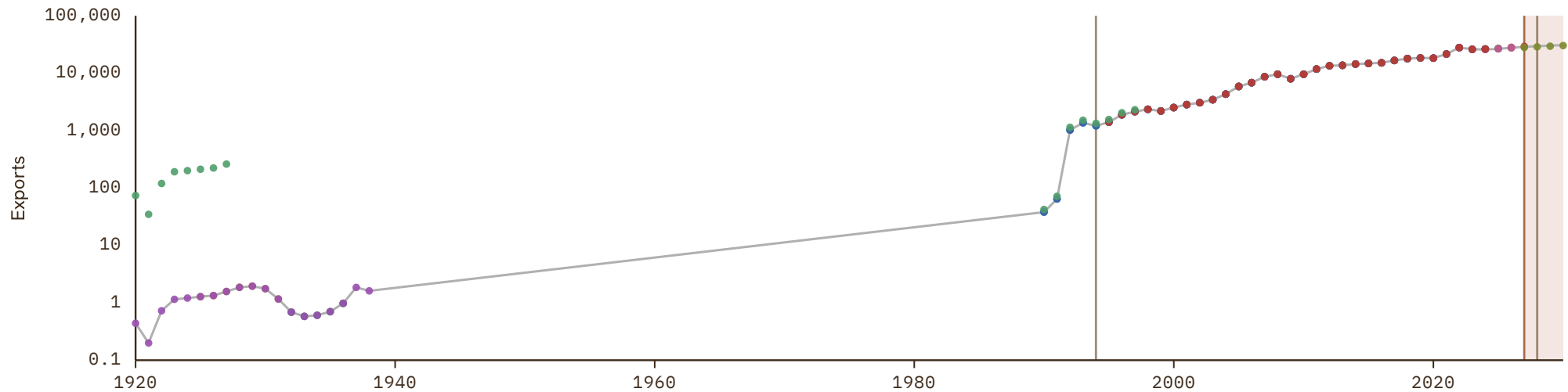

COVERAGE
1920-2030

UNIT
millions of LC

1 Source composition

SOURCE	CODE	TIME SPAN	NOTES
Federico et al. (2019)	Tena	1920 - 1989	Ratio-spliced using overlapping data in 1990: (ratio = 100%).
European Commission (2024)	AMECO	1990 - 1994	Ratio-spliced using overlapping data in 1995: (ratio = 100%).
OECD (2024)	OECD EO	1995 - 2026	Baseline source, overlaps with anchor year 2018.
AMECO forecast	AMECO forecast	2027 - 2027	Ratio-spliced using overlapping data in 2028: (ratio = 98.2%).
International Monetary Fund (2025) (forecasts)	IMF WEO forecast	2028 - 2030	Ratio-spliced using overlapping data in 2031: (ratio = 102.1%).

2 Harmonised series



Lebanon

COVERAGE
1950–2024

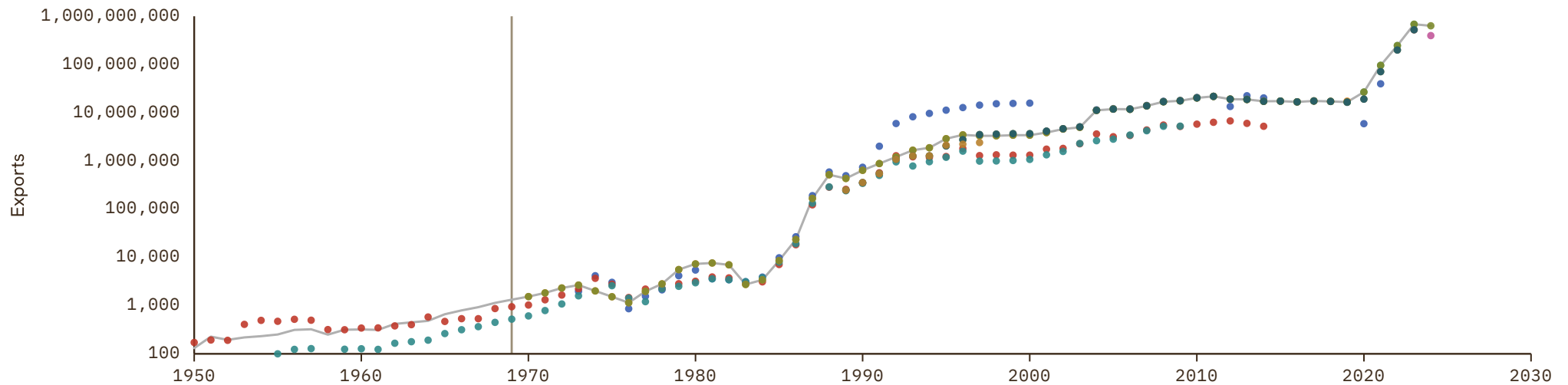
UNIT
millions of LC

1 Source composition

SOURCE	CODE	TIME SPAN	NOTES
Brian Mitchell (2013)	Mitchell	1950 - 1969	Ratio-spliced using overlapping data in 1970: (ratio = 252.2%).
United Nations (2024)	UN	1970 - 2024	Baseline source, overlaps with anchor year 2018.

2 Harmonised series

— GMD estimate | Source change ● AMF ● CEPII ● IMF IFS ● IMF WEO forecast ● IMF WEO ● Mitchell ● PWT ● UN ● WDI ● WDI ARC



Lesotho

COVERAGE
1960-2030

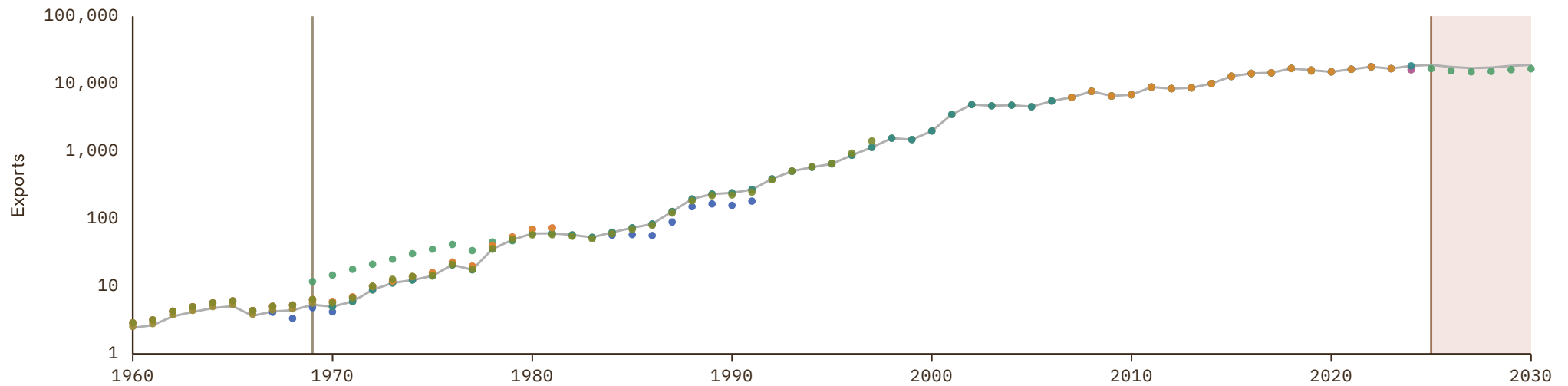
UNIT
millions of LC

1 Source composition

SOURCE	CODE	TIME SPAN	NOTES
World Bank (2024)	WDI	1960 - 1969	Ratio-spliced using overlapping data in 1970: (ratio = 83.8%).
United Nations (2024)	UN	1970 - 2024	Baseline source, overlaps with anchor year 2018.
International Monetary Fund (2025) (forecasts)	IMF WEO forecast	2025 - 2030	Ratio-spliced using overlapping data in 2031: (ratio = 113.7%).

2 Harmonised series

GMD forecast
 — GMD estimate
 | Source change
 ● CEPII
 ● IMF IFS
 ● IMF WEO forecast
 ● IMF WEO
 ● PWT
 ● UN
 ● WDI
 ● WDI ARC



Liberia

COVERAGE
1845–2024

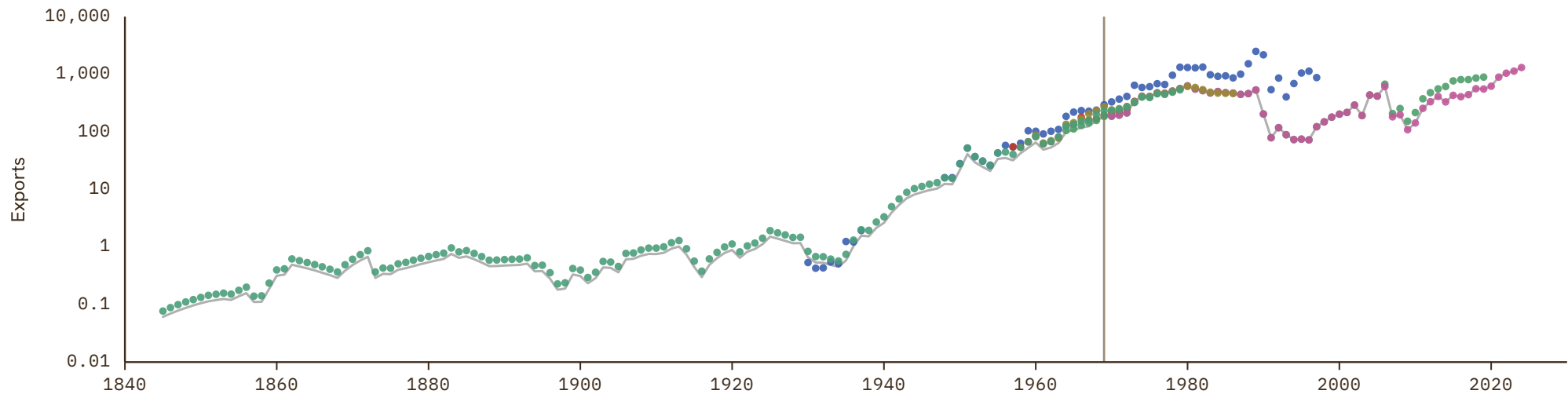
UNIT
millions of LC

1 Source composition

SOURCE	CODE	TIME SPAN	NOTES
Gardner (2022)	CS1 LBR	1845 - 1969	Ratio-spliced using overlapping data in 1970: (ratio = 79%).
United Nations (2024)	UN	1970 - 2024	Baseline source, overlaps with anchor year 2018.

2 Harmonised series

— GMD estimate | Source change ● CEPII ● Mitchell ● PWT ● UN ● WDI ARC ● CS1



Libya

COVERAGE
1936–2030

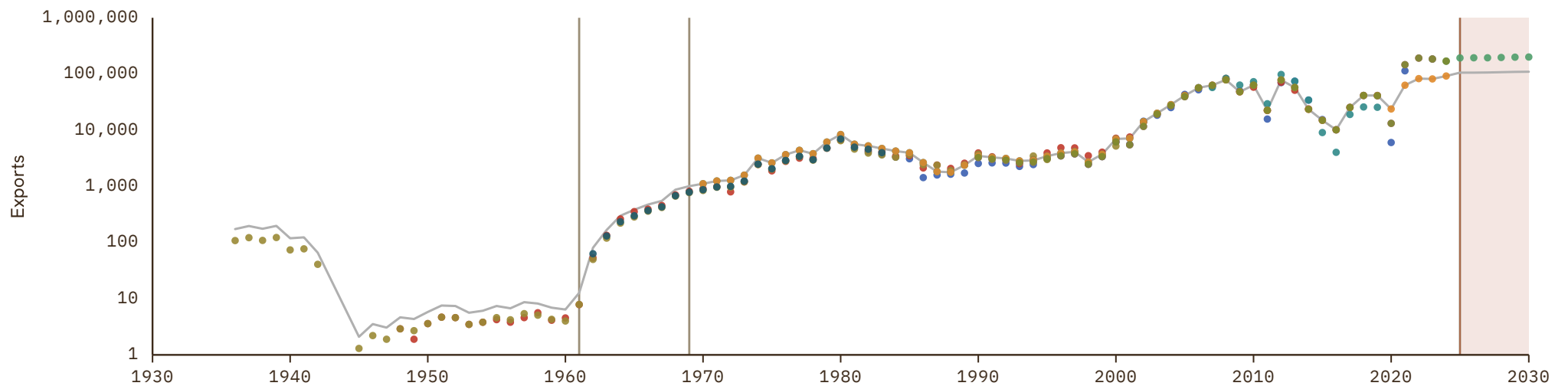
UNIT
millions of LC

1 Source composition

SOURCE	CODE	TIME SPAN	NOTES
Brian Mitchell (2013)	Mitchell	1936 - 1961	Ratio-spliced using overlapping data in 1962: (ratio = 160.9%).
World Bank (1999)	WDI ARC	1962 - 1969	Ratio-spliced using overlapping data in 1970: (ratio = 127.7%).
United Nations (2024)	UN	1970 - 2024	Baseline source, overlaps with anchor year 2018.
International Monetary Fund (2025) (forecasts)	IMF WEO forecast	2025 - 2030	Ratio-spliced using overlapping data in 2031: (ratio = 54.6%).

2 Harmonised series

GMD forecast
 GMD estimate
 Source change
 ● AMF
 ● CEPII
 ● IMF WEO forecast
 ● IMF WEO
 ● Mitchell
 ● PWT
 ● UN
 ● WDI
 ● WDI ARC



Lithuania

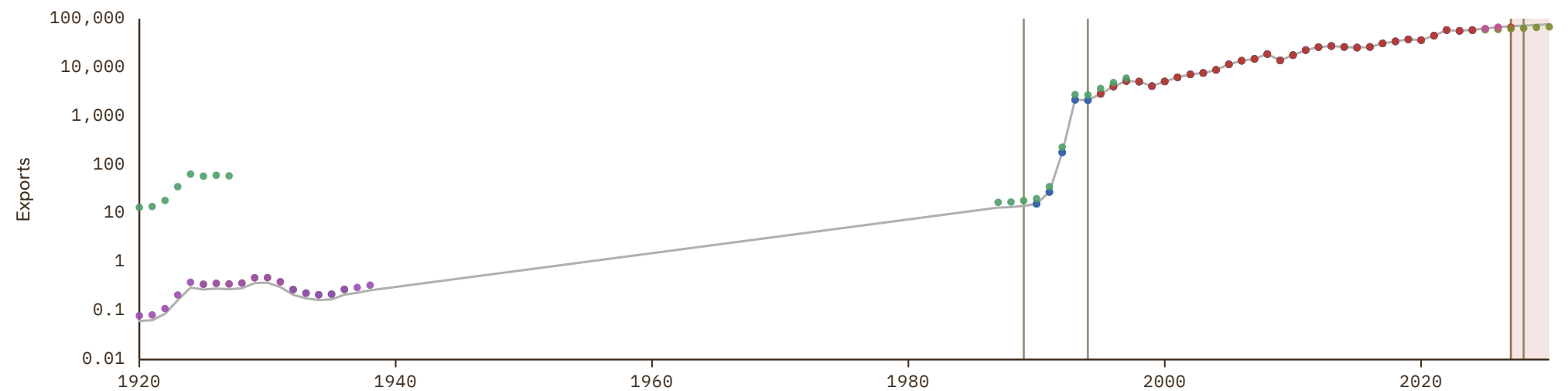
COVERAGE
1920-2030

UNIT
millions of LC

1 Source composition

SOURCE	CODE	TIME SPAN	NOTES
Federico et al. (2019)	Tena	1920 - 1986	Ratio-spliced using overlapping data in 1987: (ratio = 78.1%).
World Bank (1999)	WDI ARC	1987 - 1989	Ratio-spliced using overlapping data in 1990: (ratio = 78.1%).
European Commission (2024)	AMECO	1990 - 1994	Ratio-spliced using overlapping data in 1995: (ratio = 100%).
OECD (2024)	OECD EO	1995 - 2026	Baseline source, overlaps with anchor year 2018.
AMECO forecast	AMECO forecast	2027 - 2027	Ratio-spliced using overlapping data in 2028: (ratio = 104%).
International Monetary Fund (2025) (forecasts)	IMF WEO forecast	2028 - 2030	Ratio-spliced using overlapping data in 2031: (ratio = 112.9%).

2 Harmonised series



Luxembourg

COVERAGE
1950–2030

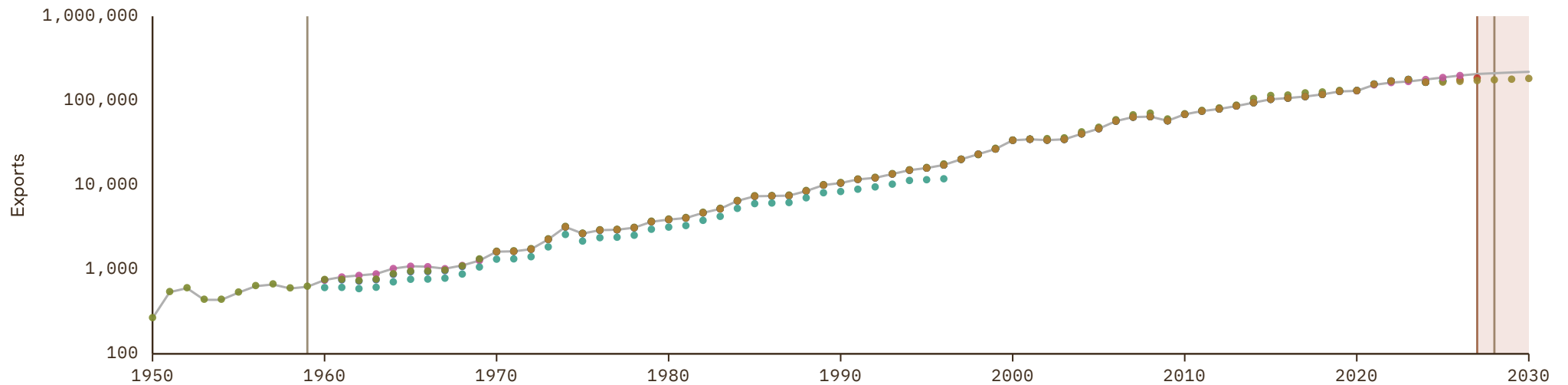
UNIT
millions of LC

1 Source composition

SOURCE	CODE	TIME SPAN	NOTES
Feenstra et al. (2015)	PWT	1950 - 1959	Ratio-spliced using overlapping data in 1960: (ratio = 98.4%).
OECD (2024)	OECD EO	1960 - 2026	Baseline source, overlaps with anchor year 2018.
AMECO forecast	AMECO forecast	2027 - 2027	Ratio-spliced using overlapping data in 2028: (ratio = 111.6%).
International Monetary Fund (2025) (forecasts)	IMF WEO forecast	2028 - 2030	Ratio-spliced using overlapping data in 2031: (ratio = 119.8%).

2 Harmonised series

GMD forecast
 GMD estimate
 Source change
 ● AMECO
 ● AMECO forecast
 ● EUS
 ● IMF IFS
 ● IMF WEO forecast
 ● IMF WEO
 ● OECD EO
 ● PWT
 ● UN
 ● WDI
 ● WDI ARC



Macedonia

COVERAGE
1990–2030

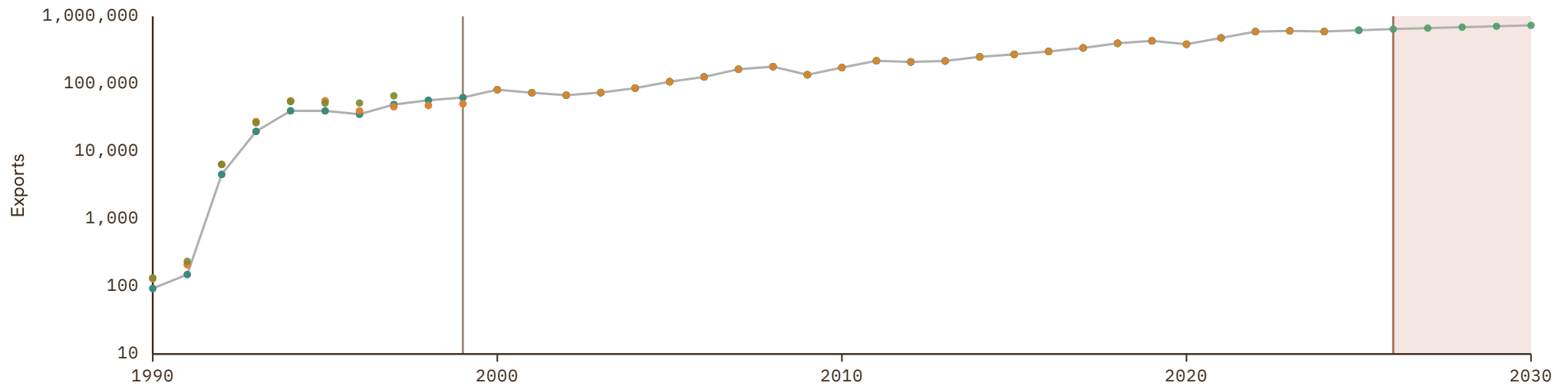
UNIT
millions of LC

1 Source composition

SOURCE	CODE	TIME SPAN	NOTES
United Nations (2024)	UN	1990 - 1999	Ratio-spliced using overlapping data in 2000: (ratio = 100%).
Eurostat (2025)	EUS	2000 - 2025	Baseline source, overlaps with anchor year 2018.
International Monetary Fund (2025) (forecasts)	IMF WEO forecast	2026 - 2030	Ratio-spliced using overlapping data in 2031: (ratio = 100.1%).

2 Harmonised series

GMD forecast
 — GMD estimate
 | Source change
 ● EUS
 ● IMF IFS
 ● IMF WEO forecast
 ● IMF WEO
 ● PWT
 ● UN
 ● WDI
 ● WDI ARC



Madagascar

COVERAGE
1892–2030

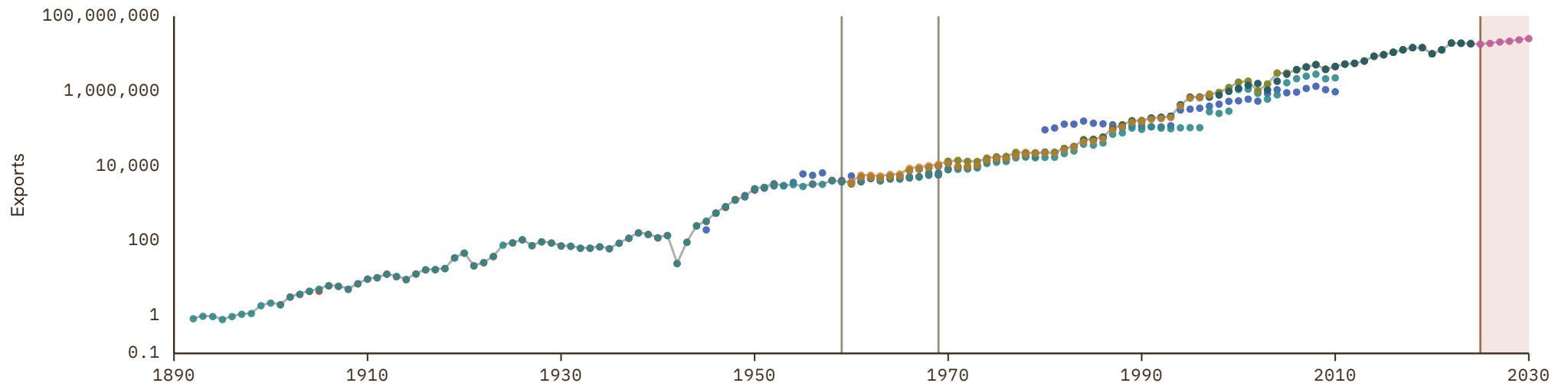
UNIT
millions of LC

1 Source composition

SOURCE	CODE	TIME SPAN	NOTES
Brian Mitchell (2013)	Mitchell	1892 - 1959	Ratio-spliced using overlapping data in 1960: (ratio = 102.6%).
World Bank (2024)	WDI	1960 - 1969	Ratio-spliced using overlapping data in 1970: (ratio = 113.8%).
United Nations (2024)	UN	1970 - 2024	Baseline source, overlaps with anchor year 2018.
International Monetary Fund (2025) (forecasts)	IMF WEO forecast	2025 - 2030	Ratio-spliced using overlapping data in 2031: (ratio = 101.6%).

2 Harmonised series

GMD forecast
 GMD estimate
 Source change
 ● CEPII
 ● CogneauDupraz
 ● IMF IFS
 ● IMF WEO forecast
 ● IMF WEO
 ● Mitchell
 ● PWT
 ● UN
 ● WDI
 ● WDI ARC



Malawi

COVERAGE
1894–2030

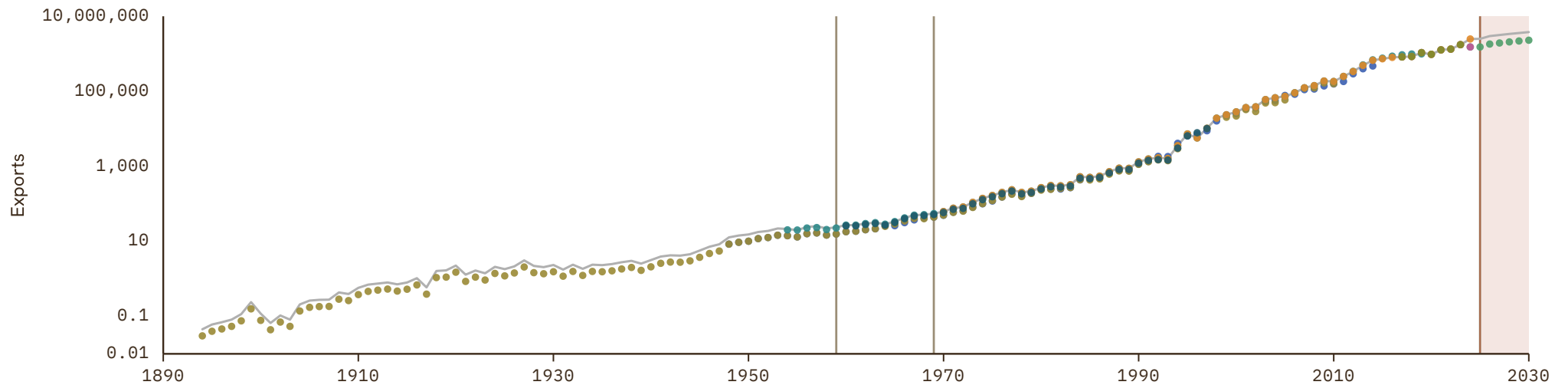
UNIT
millions of LC

1 Source composition

SOURCE	CODE	TIME SPAN	NOTES
Brian Mitchell (2013)	Mitchell	1894 - 1959	Ratio-spliced using overlapping data in 1960: (ratio = 150.8%).
World Bank (1999)	WDI ARC	1960 - 1969	Ratio-spliced using overlapping data in 1970: (ratio = 105.7%).
United Nations (2024)	UN	1970 - 2024	Baseline source, overlaps with anchor year 2018.
International Monetary Fund (2025) (forecasts)	IMF WEO forecast	2025 - 2030	Ratio-spliced using overlapping data in 2031: (ratio = 163.6%).

2 Harmonised series

■ GMD forecast
 — GMD estimate
 Source change
 ● CEPII
 ● IMF IFS
 ● IMF WEO forecast
 ● IMF WEO
 ● Mitchell
 ● PWT
 ● UN
 ● WDI
 ● WDI ARC



Malaysia

COVERAGE
1912-2030

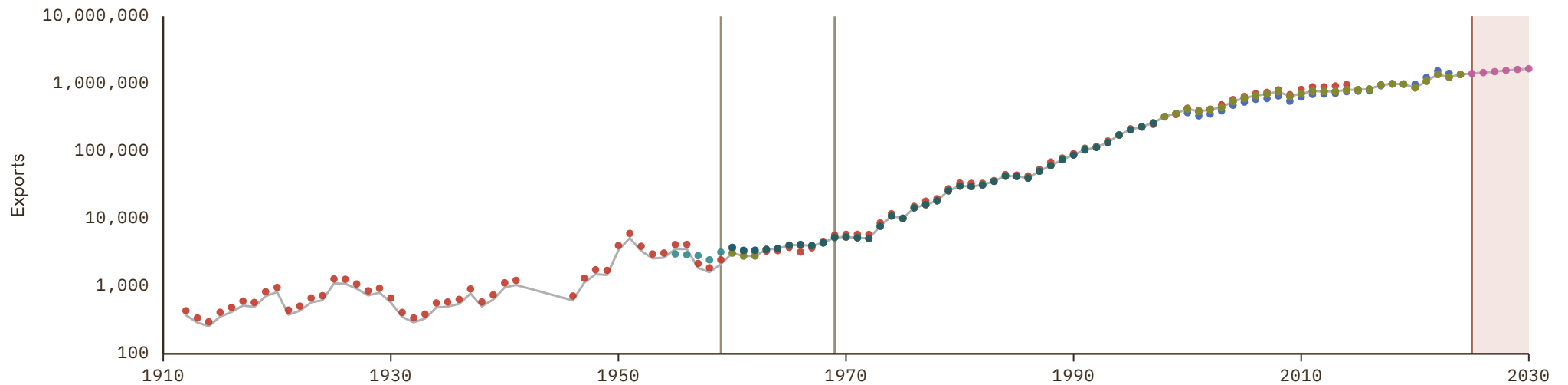
UNIT
millions of LC

1 Source composition

SOURCE	CODE	TIME SPAN	NOTES
Fouquin et al. (2016)	CEPII	1912 - 1959	Ratio-spliced using overlapping data in 1960: (ratio = 85.7%).
World Bank (2024)	WDI	1960 - 1969	Ratio-spliced using overlapping data in 1970: (ratio = 100%).
United Nations (2024)	UN	1970 - 2024	Baseline source, overlaps with anchor year 2018.
International Monetary Fund (2025) (forecasts)	IMF WEO forecast	2025 - 2030	Ratio-spliced using overlapping data in 2031: (ratio = 100%).

2 Harmonised series

GMD forecast
 — GMD estimate
 | Source change
 ● ADB
 ● CEPII
 ● IMF IFS
 ● IMF WEO forecast
 ● IMF WEO
 ● PWT
 ● UN
 ● WDI
 ● WDI ARC



Maldives

COVERAGE
1970-2030

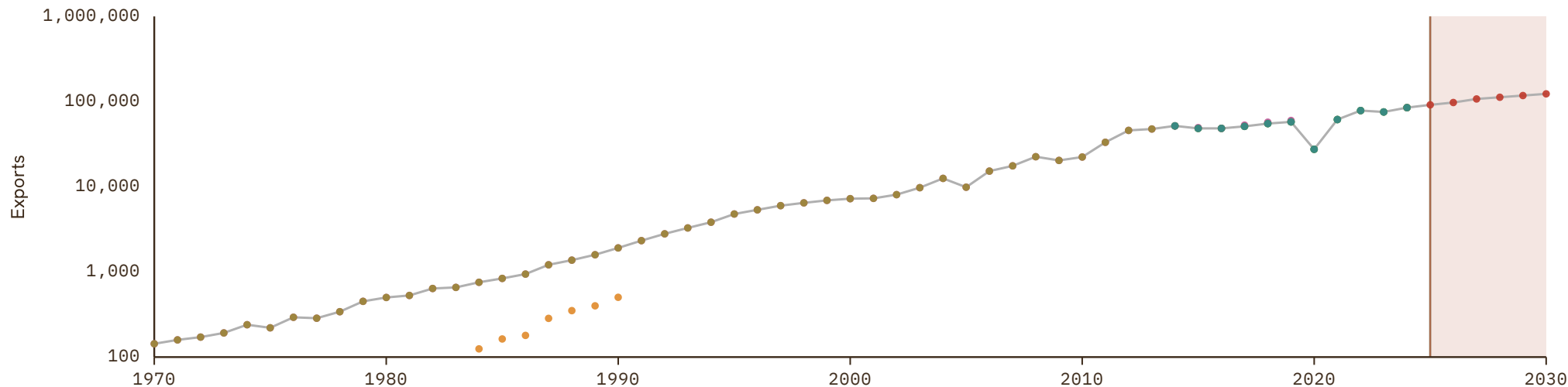
UNIT
millions of LC

1 Source composition

SOURCE	CODE	TIME SPAN	NOTES
United Nations (2024)	UN	1970 - 2024	Baseline source, overlaps with anchor year 2018.
International Monetary Fund (2025) (forecasts)	IMF WEO forecast	2025 - 2030	Ratio-spliced using overlapping data in 2031: (ratio = 100%).

2 Harmonised series

GMD forecast
 — GMD estimate
 | Source change
 ● IMF IFS
 ● IMF WEO forecast
 ● IMF WEO
 ● PWT
 ● UN
 ● WDI
 ● WDI ARC



Mali

COVERAGE
1960-2030

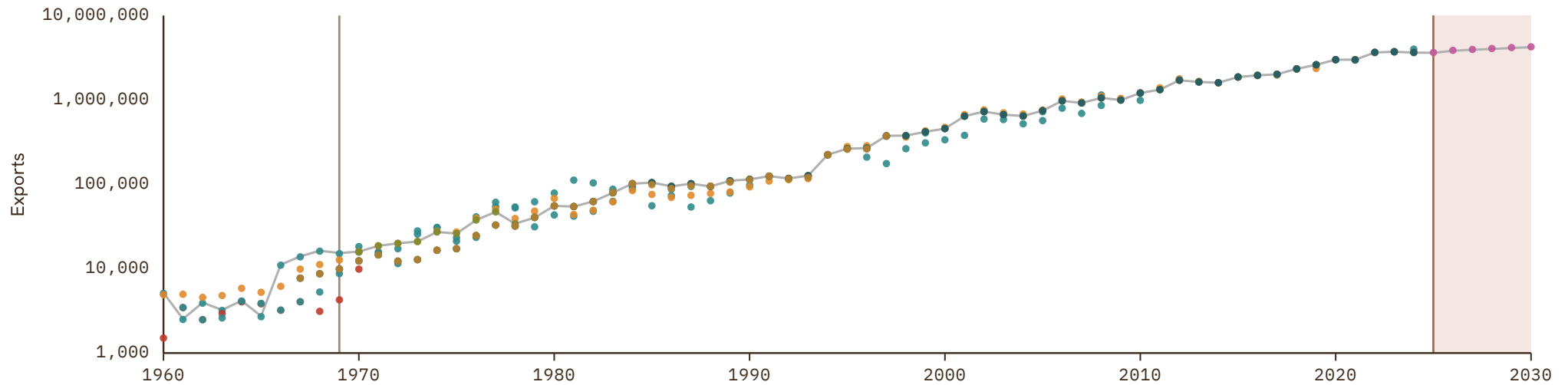
UNIT
millions of LC

1 Source composition

SOURCE	CODE	TIME SPAN	NOTES
BCEAO (2024)	BCEAO	1960 - 1969	Ratio-spliced using overlapping data in 1970: (ratio = 101.5%).
United Nations (2024)	UN	1970 - 2024	Baseline source, overlaps with anchor year 2018.
International Monetary Fund (2025) (forecasts)	IMF WEO forecast	2025 - 2030	Ratio-spliced using overlapping data in 2031: (ratio = 99%).

2 Harmonised series

GMD forecast
 GMD estimate
 Source change
 ● BCEAO
 ● CEPII
 ● IMF IFS
 ● IMF WEO forecast
 ● IMF WEO
 ● Mitchell
 ● PWT
 ● UN
 ● WDI
 ● WDI ARC



Malta

COVERAGE
1954–2030

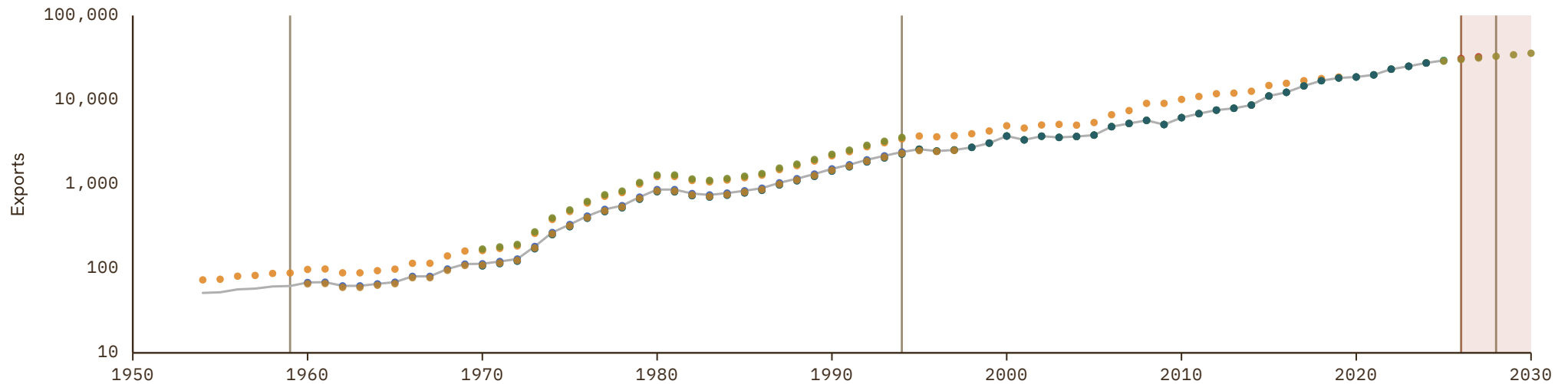
UNIT
millions of LC

1 Source composition

SOURCE	CODE	TIME SPAN	NOTES
Feenstra et al. (2015)	PWT	1954 - 1959	Ratio-spliced using overlapping data in 1960: (ratio = 70%).
European Commission (2024)	AMECO	1960 - 1994	Ratio-spliced using overlapping data in 1995: (ratio = 100%).
Eurostat (2025)	EUS	1995 - 2025	Baseline source, overlaps with anchor year 2018.
AMECO forecast	AMECO forecast	2026 - 2027	Ratio-spliced using overlapping data in 2028: (ratio = .%).
International Monetary Fund (2025) (forecasts)	IMF WEO forecast	2028 - 2030	Ratio-spliced using overlapping data in 2031: (ratio = .%).

2 Harmonised series

GMD forecast
 GMD estimate
 Source change
 ● AMECO
 ● AMECO forecast
 ● EUS
 ● IMF IFS
 ● IMF WEO forecast
 ● IMF WEO
 ● PWT
 ● UN
 ● WDI
 ● WDI ARC



Mauritania

COVERAGE
1960-2030

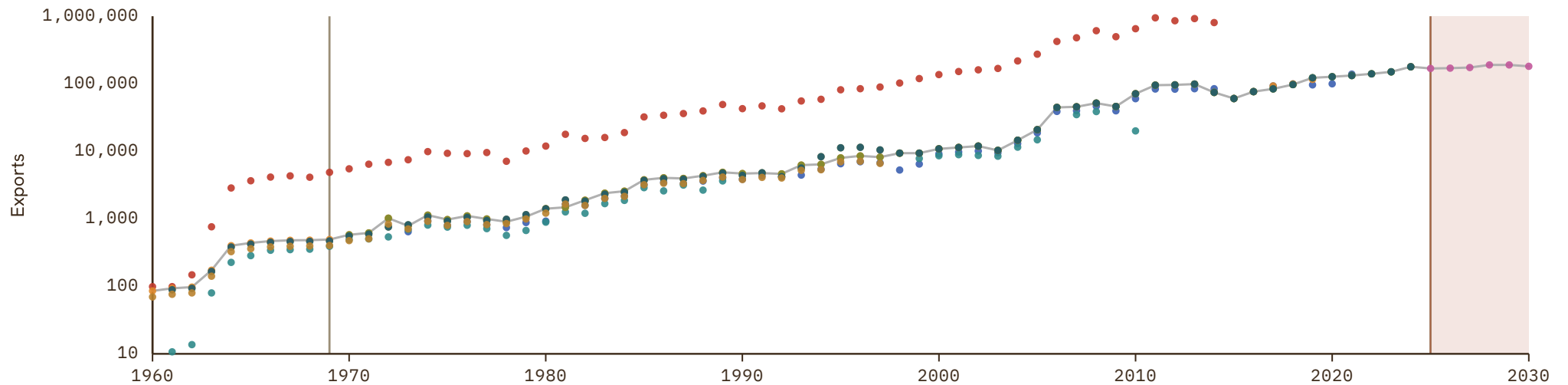
UNIT
millions of LC

1 Source composition

SOURCE	CODE	TIME SPAN	NOTES
World Bank (1999)	WDI ARC	1960 - 1960	Ratio-spliced using overlapping data in 1961: (ratio = 122.4%).
World Bank (2024)	WDI	1961 - 1969	Ratio-spliced using overlapping data in 1970: (ratio = 104.5%).
United Nations (2024)	UN	1970 - 2024	Baseline source, overlaps with anchor year 2018.
International Monetary Fund (2025) (forecasts)	IMF WEO forecast	2025 - 2030	Ratio-spliced using overlapping data in 2031: (ratio = 100%).

2 Harmonised series

GMD forecast
 — GMD estimate
 | Source change
 ● AMF
 ● CEPII
 ● IMF IFS
 ● IMF WEO forecast
 ● IMF WEO
 ● Mitchell
 ● PWT
 ● UN
 ● WDI
 ● WDI ARC



Mauritius

COVERAGE
1833-2030

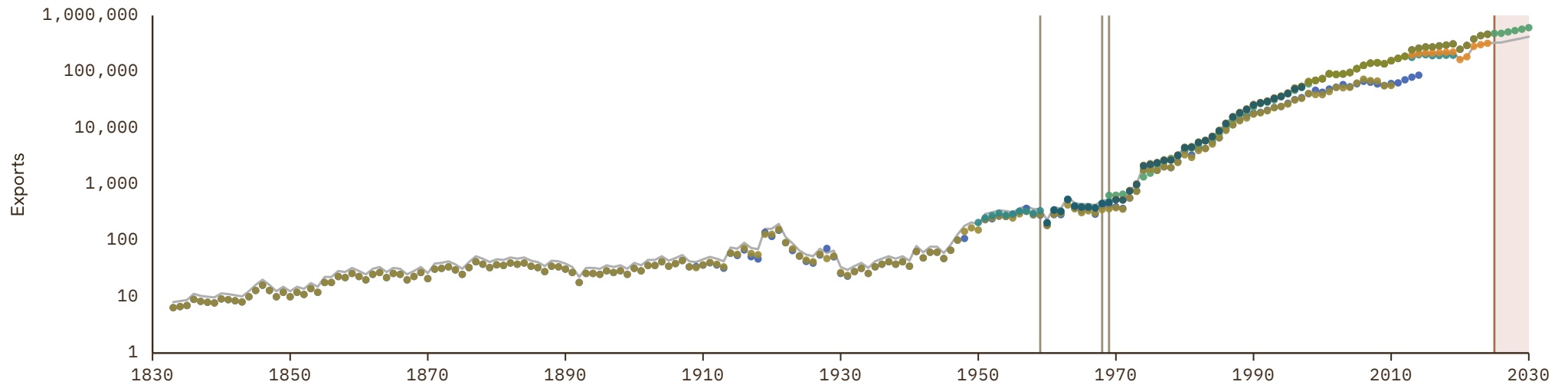
UNIT
millions of LC

1 Source composition

SOURCE	CODE	TIME SPAN	NOTES
Brian Mitchell (2013)	Mitchell	1833 - 1959	Ratio-spliced using overlapping data in 1960: (ratio = 125.4%).
World Bank (1999)	WDI ARC	1960 - 1968	Ratio-spliced using overlapping data in 1969: (ratio = 113.2%).
International Monetary Fund (2025)	IMF IFS	1969 - 1969	Ratio-spliced using overlapping data in 1970: (ratio = 84.6%).
United Nations (2024)	UN	1970 - 2024	Baseline source, overlaps with anchor year 2018.
International Monetary Fund (2025) (forecasts)	IMF WEO forecast	2025 - 2030	Ratio-spliced using overlapping data in 2031: (ratio = 68.9%).

2 Harmonised series

█ GMD forecast
 — GMD estimate
 Source change
 ● CEPII
 ● IMF IFS
 ● IMF WEO forecast
 ● IMF WEO
 ● Mitchell
 ● PWT
 ● UN
 ● WDI
 ● WDI ARC



Mexico

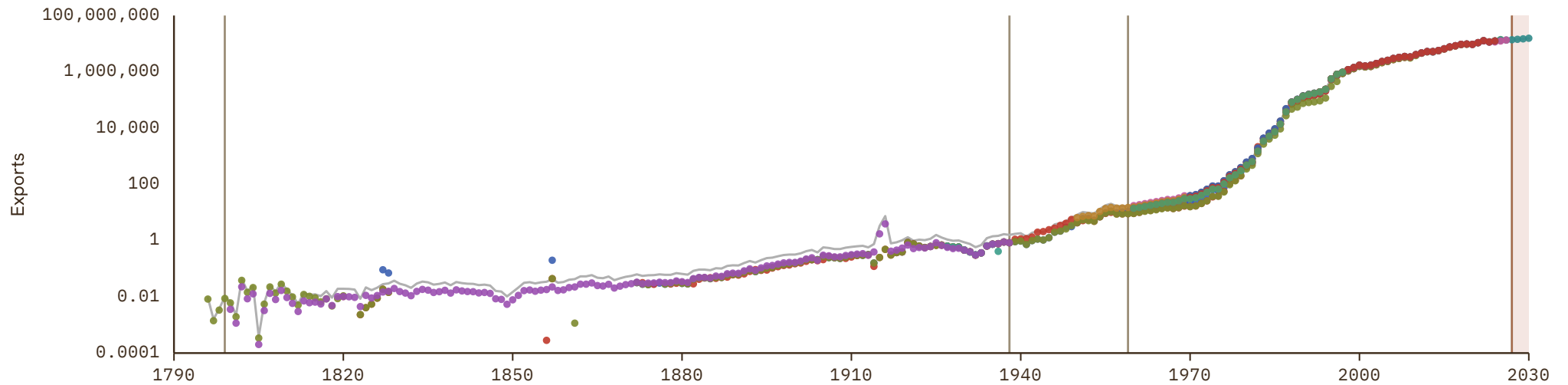
COVERAGE
1796-2030

UNIT
millions of LC

1 Source composition

SOURCE	CODE	TIME SPAN	NOTES
Brian Mitchell (2013)	Mitchell	1796 - 1799	Ratio-spliced using overlapping data in 1800: (ratio = 112.1%).
Federico et al. (2019)	Tena	1800 - 1938	Ratio-spliced using overlapping data in 1939: (ratio = 189.8%).
Brian Mitchell (2013)	Mitchell	1939 - 1959	Ratio-spliced using overlapping data in 1960: (ratio = 189.8%).
OECD (2024)	OECD EO	1960 - 2026	Baseline source, overlaps with anchor year 2018.
International Monetary Fund (2025) (forecasts)	IMF WEO forecast	2027 - 2030	Ratio-spliced using overlapping data in 2031: (ratio = 99.5%).

2 Harmonised series



Moldova

COVERAGE
1990-2030

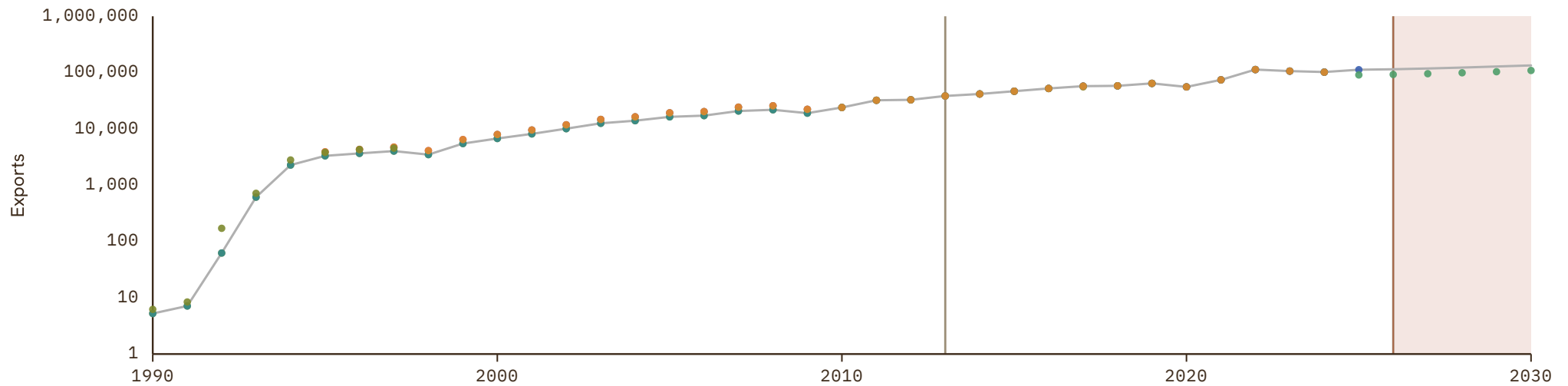
UNIT
millions of LC

1 Source composition

SOURCE	CODE	TIME SPAN	NOTES
United Nations (2024)	UN	1990 - 2013	Ratio-spliced using overlapping data in 2014: (ratio = 100%).
Eurostat (2025)	EUS	2014 - 2025	Baseline source, overlaps with anchor year 2018.
International Monetary Fund (2025) (forecasts)	IMF WEO forecast	2026 - 2030	Ratio-spliced using overlapping data in 2031: (ratio = 123.5%).

2 Harmonised series

GMD forecast
 — GMD estimate
 | Source change
 ● EUS
 ● IMF IFS
 ● IMF WEO forecast
 ● IMF WEO
 ● PWT
 ● UN
 ● WDI
 ● WDI ARC



Monaco

COVERAGE
1970-2024

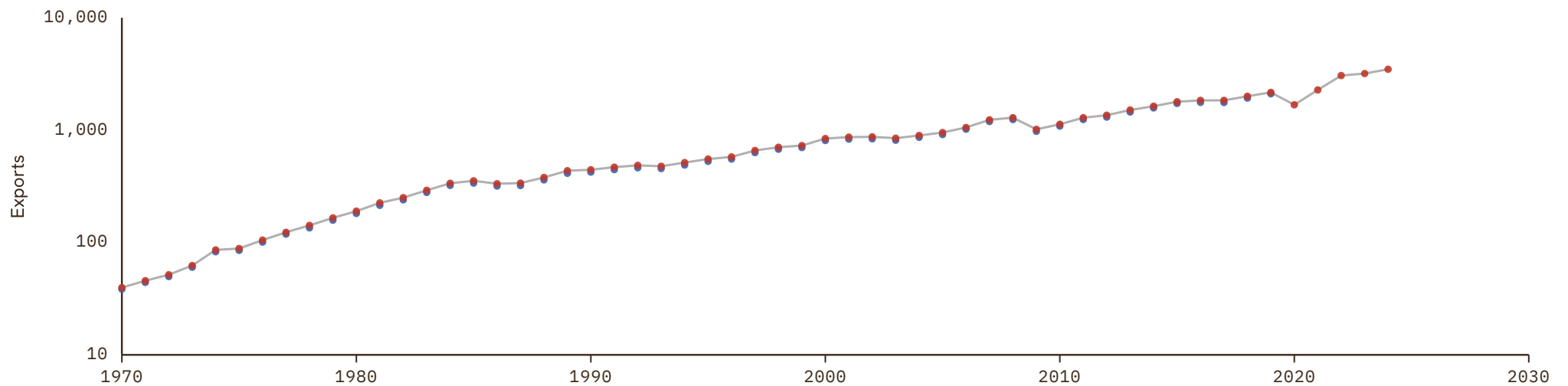
UNIT
millions of LC

1 Source composition

SOURCE	CODE	TIME SPAN	NOTES
United Nations (2024)	UN	1970 - 2024	Baseline source, overlaps with anchor year 2018.

2 Harmonised series

— GMD estimate ● PWT ● UN



Mongolia

COVERAGE
1970-2030

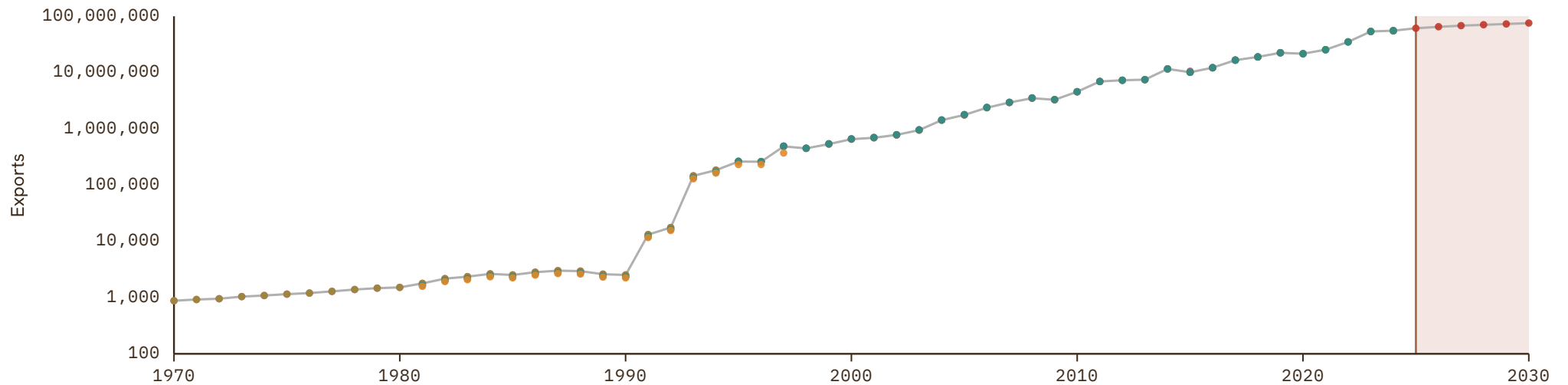
UNIT
millions of LC

1 Source composition

SOURCE	CODE	TIME SPAN	NOTES
United Nations (2024)	UN	1970 - 2024	Baseline source, overlaps with anchor year 2018.
International Monetary Fund (2025) (forecasts)	IMF WEO forecast	2025 - 2030	Ratio-spliced using overlapping data in 2031: (ratio = 99.7%).

2 Harmonised series

GMD forecast
 — GMD estimate
 | Source change
 ● IMF IFS
 ● IMF WEO forecast
 ● IMF WEO
 ● PWT
 ● UN
 ● WDI
 ● WDI ARC



Montenegro

COVERAGE
1990-2030

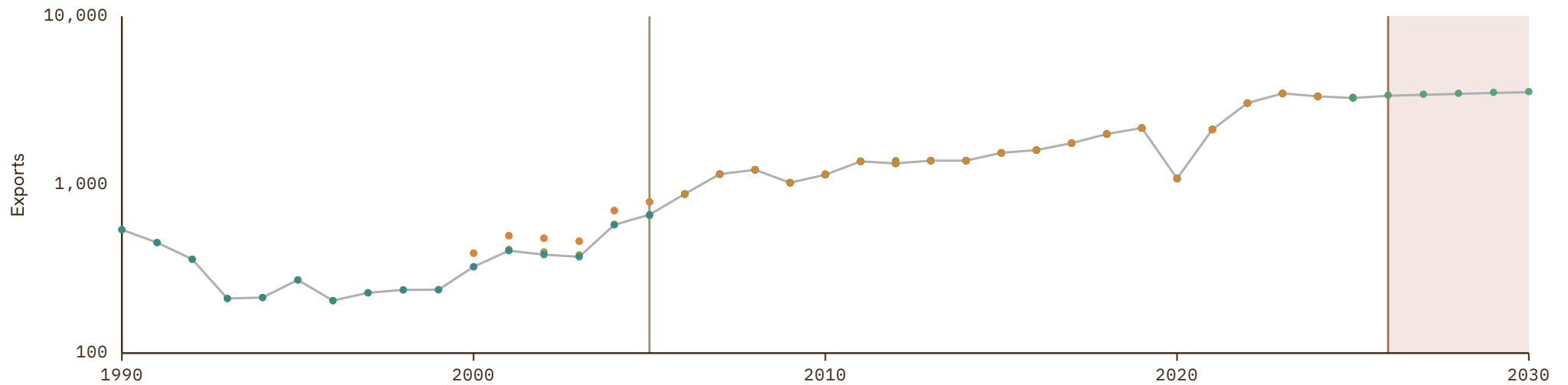
UNIT
millions of LC

1 Source composition

SOURCE	CODE	TIME SPAN	NOTES
United Nations (2024)	UN	1990 - 2005	Ratio-spliced using overlapping data in 2006: (ratio = 100%).
Eurostat (2025)	EUS	2006 - 2025	Baseline source, overlaps with anchor year 2018.
International Monetary Fund (2025) (forecasts)	IMF WEO forecast	2026 - 2030	Ratio-spliced using overlapping data in 2031: (ratio = 99.2%).

2 Harmonised series

GMD forecast
 — GMD estimate
 | Source change
 ● EUS
 ● IMF IFS
 ● IMF WEO forecast
 ● IMF WEO
 ● PWT
 ● UN
 ● WDI



Morocco

COVERAGE
1904-2030

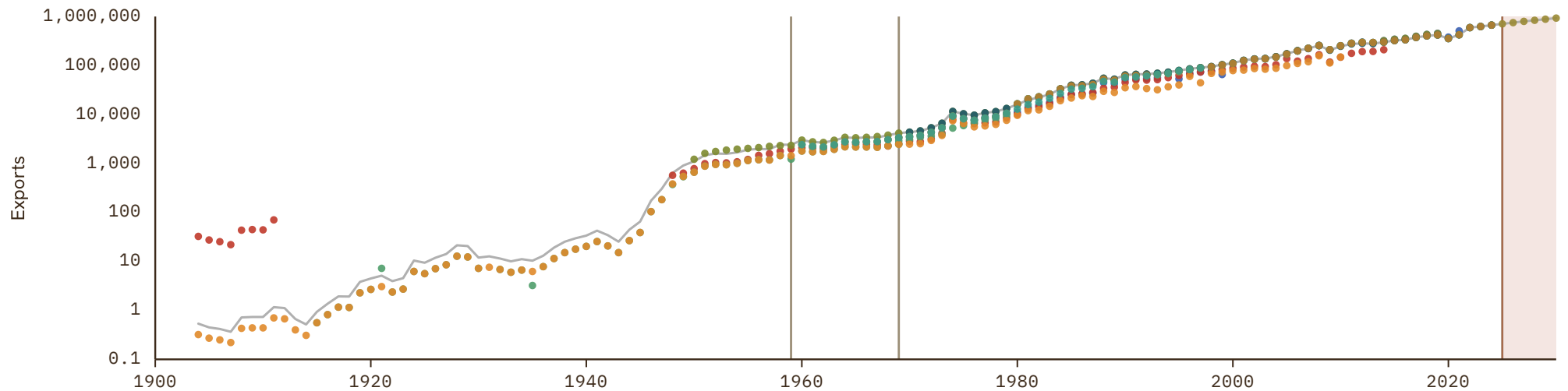
UNIT
millions of LC

1 Source composition

SOURCE	CODE	TIME SPAN	NOTES
Brian Mitchell (2013)	Mitchell	1904 - 1959	Ratio-spliced using overlapping data in 1960: (ratio = 166.8%).
World Bank (2024)	WDI	1960 - 1969	Ratio-spliced using overlapping data in 1970: (ratio = 123%).
United Nations (2024)	UN	1970 - 2024	Baseline source, overlaps with anchor year 2018.
International Monetary Fund (2025) (forecasts)	IMF WEO forecast	2025 - 2030	Ratio-spliced using overlapping data in 2031: (ratio = 100%).

2 Harmonised series

GMD forecast
 GMD estimate
 Source change
 ● AMF
 ● CEPII
 ● CogneauDupraz
 ● IMF IFS
 ● IMF WEO forecast
 ● IMF WEO
 ● Mitchell
 ● PWT
 ● UN
 ● WDI
 ● WDI ARC



Mozambique

COVERAGE
1876–2030

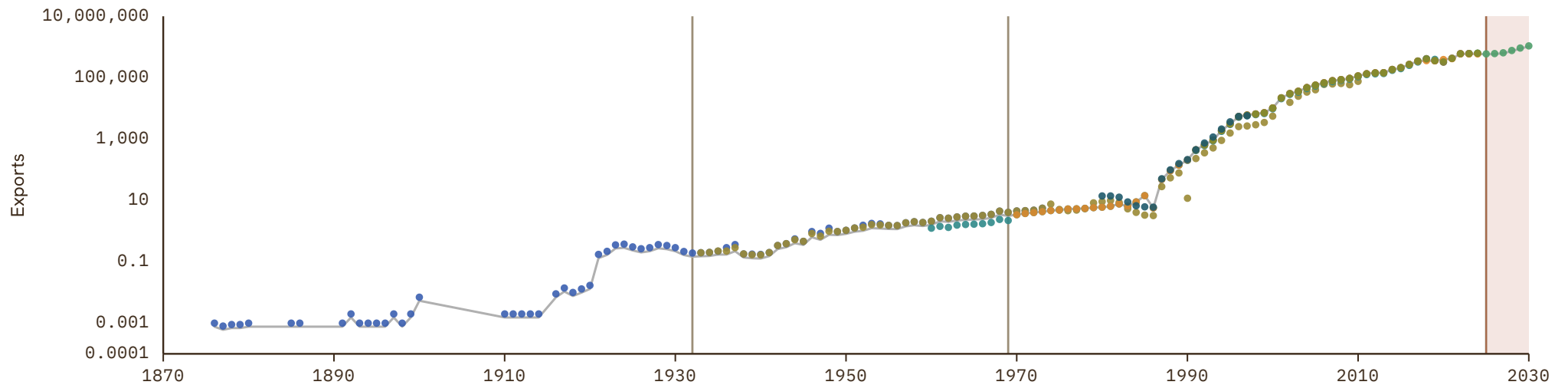
UNIT
millions of LC

1 Source composition

SOURCE	CODE	TIME SPAN	NOTES
Schuler (2015)	HFS	1876 - 1932	Ratio-spliced using overlapping data in 1933: (ratio = 76.5%).
Brian Mitchell (2013)	Mitchell	1933 - 1969	Ratio-spliced using overlapping data in 1970: (ratio = 76.5%).
United Nations (2024)	UN	1970 - 2024	Baseline source, overlaps with anchor year 2018.
International Monetary Fund (2025) (forecasts)	IMF WEO forecast	2025 - 2030	Ratio-spliced using overlapping data in 2031: (ratio = 96%).

2 Harmonised series

GMD forecast
 — GMD estimate
 | Source change
 ● HFS
 ● IMF IFS
 ● IMF WEO forecast
 ● IMF WEO
 ● Mitchell
 ● PWT
 ● UN
 ● WDI
 ● WDI ARC



Myanmar

COVERAGE
1937-2024

UNIT
millions of LC

1 Source composition

SOURCE	CODE	TIME SPAN	NOTES
Brian Mitchell (2013)	Mitchell	1937 - 1959	Ratio-spliced using overlapping data in 1960: (ratio = 102.6%).
World Bank (1999)	WDI ARC	1960 - 1969	Ratio-spliced using overlapping data in 1970: (ratio = 91.5%).
United Nations (2024)	UN	1970 - 2024	Baseline source, overlaps with anchor year 2018.

2 Harmonised series

— GMD estimate | Source change ● CEPII ● Mitchell ● PWT ● UN ● WDI ARC



Namibia

COVERAGE
1960-2030

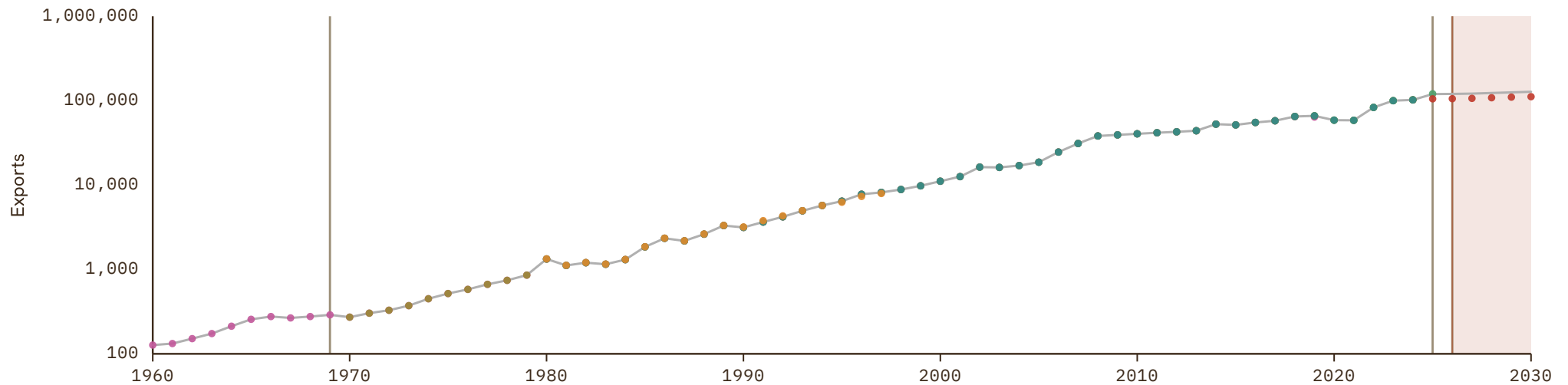
UNIT
millions of LC

1 Source composition

SOURCE	CODE	TIME SPAN	NOTES
Feenstra et al. (2015)	PWT	1960 - 1969	Ratio-spliced using overlapping data in 1970: (ratio = 100%).
United Nations (2024)	UN	1970 - 2024	Baseline source, overlaps with anchor year 2018.
International Monetary Fund (2025)	IMF IFS	2025 - 2025	Ratio-spliced using overlapping data in 2026: (ratio = 99.4%).
International Monetary Fund (2025) (forecasts)	IMF WEO forecast	2026 - 2030	Ratio-spliced using overlapping data in 2031: (ratio = 114%).

2 Harmonised series

GMD forecast
 — GMD estimate
 | Source change
 ● IMF IFS
 ● IMF WEO forecast
 ● IMF WEO
 ● PWT
 ● UN
 ● WDI
 ● WDI ARC



Nepal

COVERAGE
1957–2025

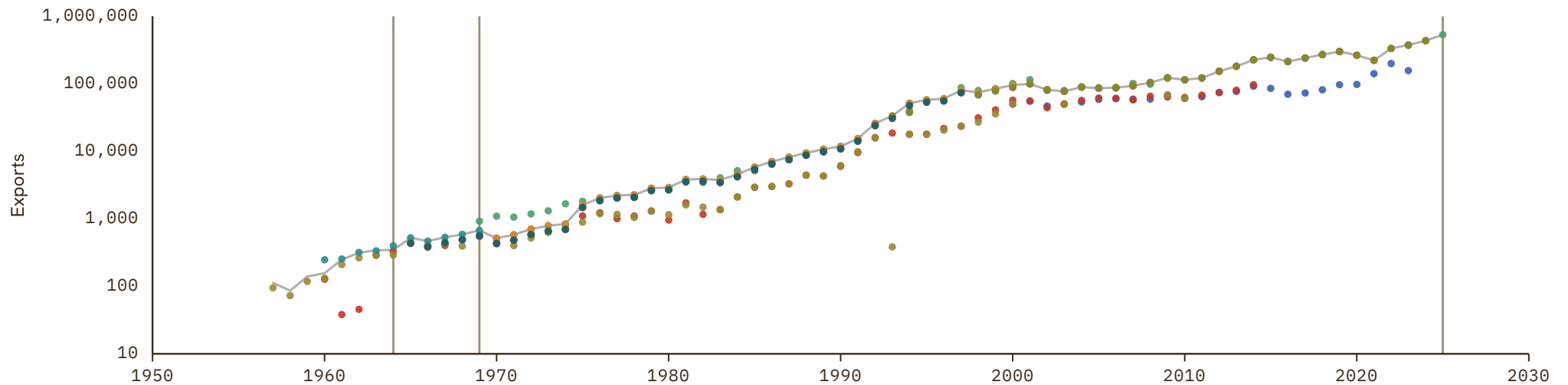
UNIT
millions of LC

1 Source composition

SOURCE	CODE	TIME SPAN	NOTES
Brian Mitchell (2013)	Mitchell	1957 - 1964	Ratio-spliced using overlapping data in 1965: (ratio = 118.5%).
World Bank (2024)	WDI	1965 - 1969	Ratio-spliced using overlapping data in 1970: (ratio = 120.2%).
United Nations (2024)	UN	1970 - 2024	Baseline source, overlaps with anchor year 2018.
International Monetary Fund (2025)	IMF IFS	2025 - 2025	Ratio-spliced using overlapping data in 2026: (ratio = 100%).

2 Harmonised series

— GMD estimate | Source change ● ADB ● CEPII ● IMF IFS ● IMF WEO ● Mitchell ● PWT ● UN ● WDI ● WDI ARC



Netherlands

COVERAGE
1800–2030

UNIT
millions of LC

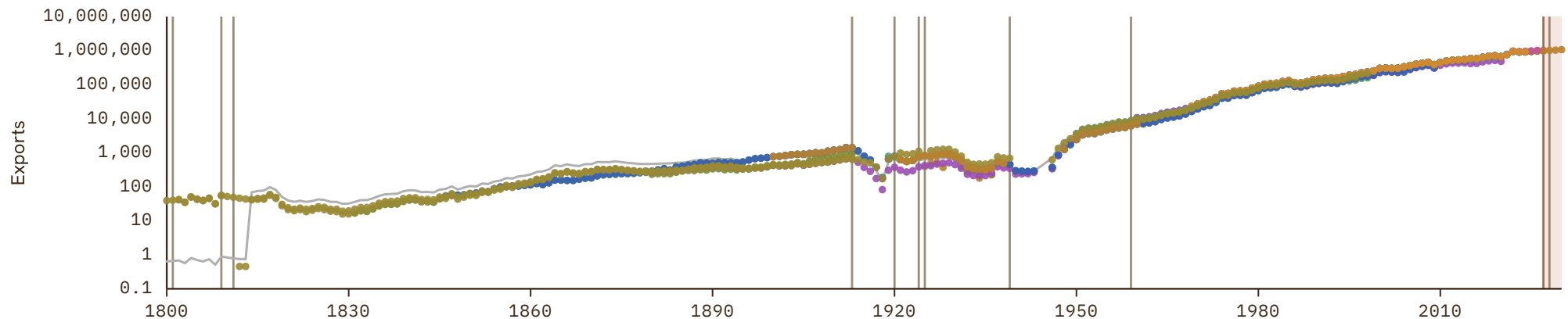
1 Source composition

SOURCE	CODE	TIME SPAN	NOTES
Federico et al. (2019)	Tena	1800 - 1801	Ratio-spliced using overlapping data in 1802: (ratio = 1.6%).
CBS et al. (2001)	CS2 NLD	1802 - 1809	Ratio-spliced using overlapping data in 1810: (ratio = 1.6%).
Federico et al. (2019)	Tena	1810 - 1811	Ratio-spliced using overlapping data in 1812: (ratio = 1.6%).
CBS et al. (2001)	CS2 NLD	1812 - 1913	Ratio-spliced using overlapping data in 1914: (ratio = 164.5%).
Jordá et al. (2017)	JST	1914 - 1920	Ratio-spliced using overlapping data in 1921: (ratio = 174.5%).
CBS et al. (2001)	CS2 NLD	1921 - 1924	Ratio-spliced using overlapping data in 1925: (ratio = 54.4%).
Jordá et al. (2017)	JST	1925 - 1925	Ratio-spliced using overlapping data in 1926: (ratio = 154.2%).

SOURCE	CODE	TIME SPAN	NOTES
CBS et al. (2001)	CS2 NLD	1926 - 1939	Ratio-spliced using overlapping data in 1940: (ratio = 55.9%).
Jordá et al. (2017)	JST	1940 - 1945	Ratio-spliced using overlapping data in 1946: (ratio = 110.8%).
CBS et al. (2001)	CS2 NLD	1946 - 1959	Ratio-spliced using overlapping data in 1960: (ratio = 110.8%).
OECD (2024)	OECD EO	1960 - 2026	Baseline source, overlaps with anchor year 2018.
AMECO forecast	AMECO forecast	2027 - 2027	Ratio-spliced using overlapping data in 2028: (ratio = 102.3%).
International Monetary Fund (2025) (forecasts)	IMF WEO forecast	2028 - 2030	Ratio-spliced using overlapping data in 2031: (ratio = 104.5%).

2 Harmonised series

- ▭ GMD forecast
 — GMD estimate
 | Source change
 ● AMECO
 ● AMECO forecast
 ● CEPII
 ● EUS
 ● FZ
 ● HFS
 ● IHD
 ● IHD 2
 ● IMF IFS
 ● IMF WEO forecast
- IMF WEO
 ● JST
 ● Mitchell
 ● OECD EO
 ● PWT
 ● TH ID
 ● Tena
 ● UN
 ● WDI
 ● WDI ARC
 ● CS2
 ● UN trade



Netherlands Antilles

COVERAGE
1970-2012

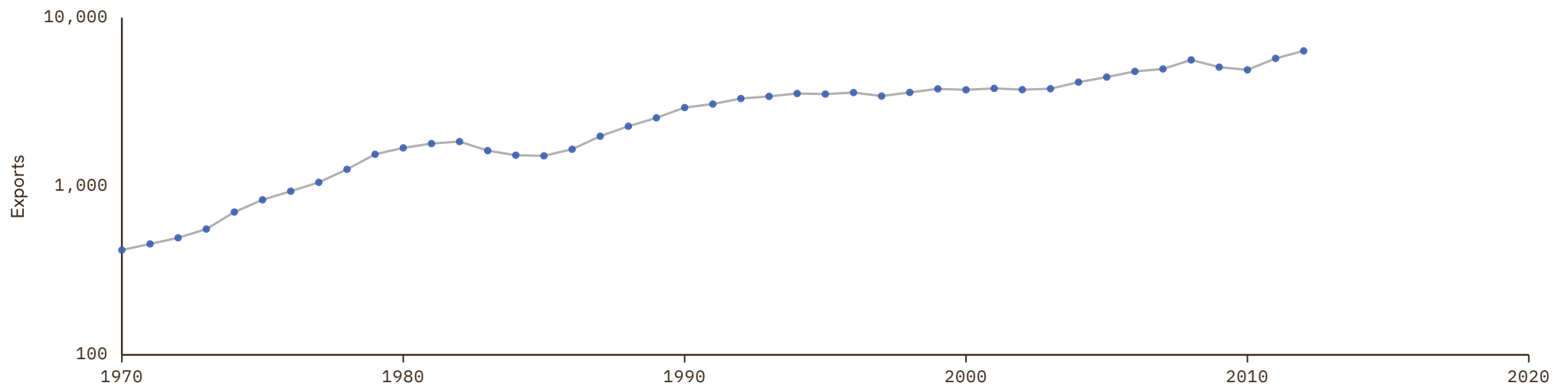
UNIT
millions of LC

1 Source composition

SOURCE	CODE	TIME SPAN	NOTES
United Nations (2024)	UN	1970 - 2012	Ratio-spliced using overlapping data in 2013: (ratio = 100%).

2 Harmonised series

— GMD estimate ● UN



New Zealand

COVERAGE
1826-2030

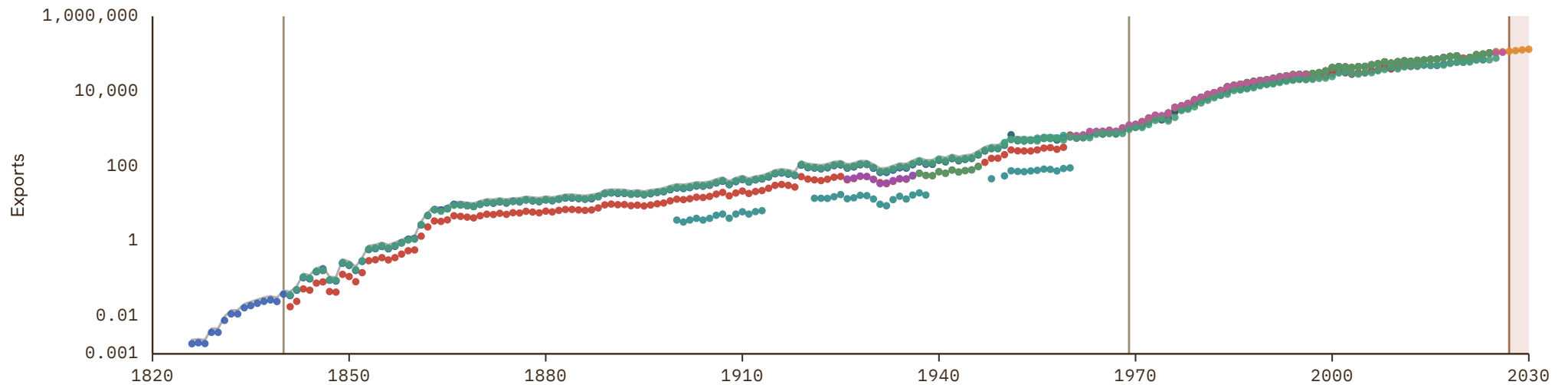
UNIT
millions of LC

1 Source composition

SOURCE	CODE	TIME SPAN	NOTES
Federico et al. (2019)	Tena	1826 - 1840	Ratio-spliced using overlapping data in 1841: (ratio = 126%).
NZ Inst. Economic Research (2026)	CS1 NZL	1841 - 1969	Ratio-spliced using overlapping data in 1970: (ratio = 121.7%).
OECD (2024)	OECD EO	1970 - 2026	Baseline source, overlaps with anchor year 2018.
International Monetary Fund (2025) (forecasts)	IMF WEO forecast	2027 - 2030	Ratio-spliced using overlapping data in 2031: (ratio = 96.6%).

2 Harmonised series

GMD forecast
 GMD estimate
 Source change
 ● ADB
 ● CEPII
 ● HFS
 ● IHD
 ● IHD 2
 ● IMF IFS
 ● IMF WEO forecast
 ● IMF WEO
 ● Mitchell
 ● OECD EO
 ● PWT
 ● TH ID
 ● Tena
 ● UN
 ● WDI
 ● WDI ARC
 ● CS1
 ● UN trade



Nicaragua

COVERAGE
1820-2030

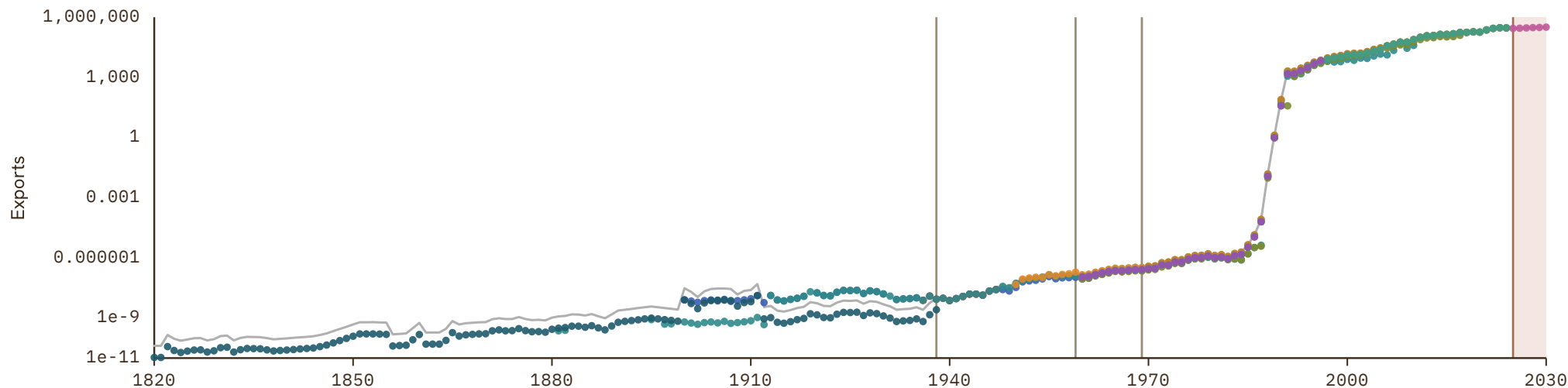
UNIT
millions of LC

1 Source composition

SOURCE	CODE	TIME SPAN	NOTES
Federico et al. (2019)	Tena	1820 - 1938	Ratio-spliced using overlapping data in 1939: (ratio = 381.8%).
Brian Mitchell (2013)	Mitchell	1939 - 1959	Ratio-spliced using overlapping data in 1960: (ratio = 114.5%).
World Bank (2024)	WDI	1960 - 1969	Ratio-spliced using overlapping data in 1970: (ratio = 129.8%).
United Nations (2024)	UN	1970 - 2024	Baseline source, overlaps with anchor year 2018.
International Monetary Fund (2025) (forecasts)	IMF WEO forecast	2025 - 2030	Ratio-spliced using overlapping data in 2031: (ratio = 100%).

2 Harmonised series

█ GMD forecast
 — GMD estimate
 Source change
 ● CEPII
 ● HFS
 ● IMF IFS
 ● IMF WEO forecast
 ● IMF WEO
 ● Mitchell
 ● PWT
 ● SECMCA HIST
 ● Tena
 ● UN
 ● WDI
 ● WDI ARC



Niger

COVERAGE
1911-2030

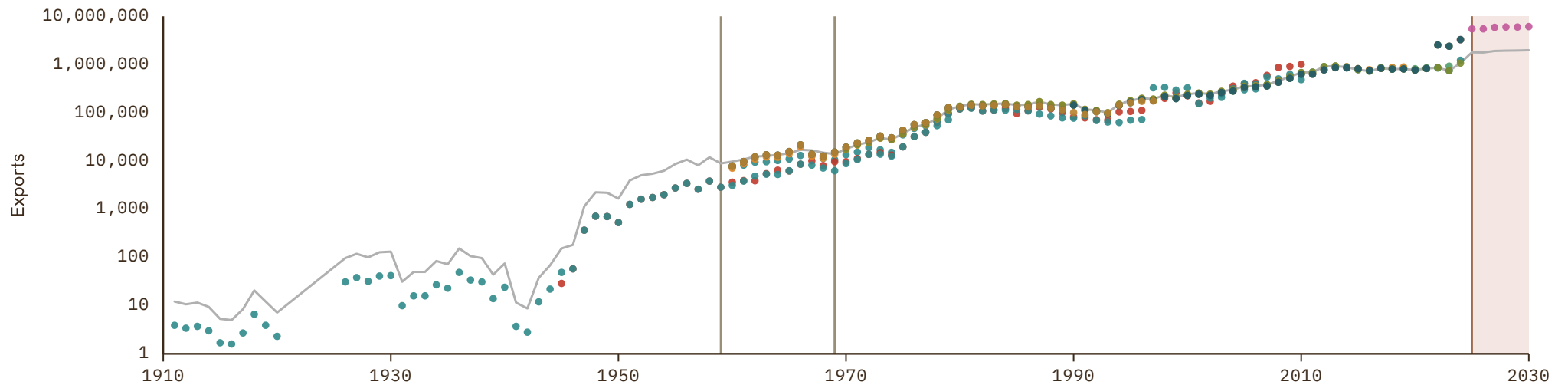
UNIT
millions of LC

1 Source composition

SOURCE	CODE	TIME SPAN	NOTES
Brian Mitchell (2013)	Mitchell	1911 - 1959	Ratio-spliced using overlapping data in 1960: (ratio = 312.6%).
BCEAO (2024)	BCEAO	1960 - 1969	Ratio-spliced using overlapping data in 1970: (ratio = 131.3%).
United Nations (2024)	UN	1970 - 2024	Baseline source, overlaps with anchor year 2018.
International Monetary Fund (2025) (forecasts)	IMF WEO forecast	2025 - 2030	Ratio-spliced using overlapping data in 2031: (ratio = 32.4%).

2 Harmonised series

GMD forecast
 GMD estimate
 Source change
 ● BCEAO
 ● CEPII
 ● IMF IFS
 ● IMF WEO forecast
 ● IMF WEO
 ● Mitchell
 ● PWT
 ● UN
 ● WDI
 ● WDI ARC



Nigeria

COVERAGE
1865–2024

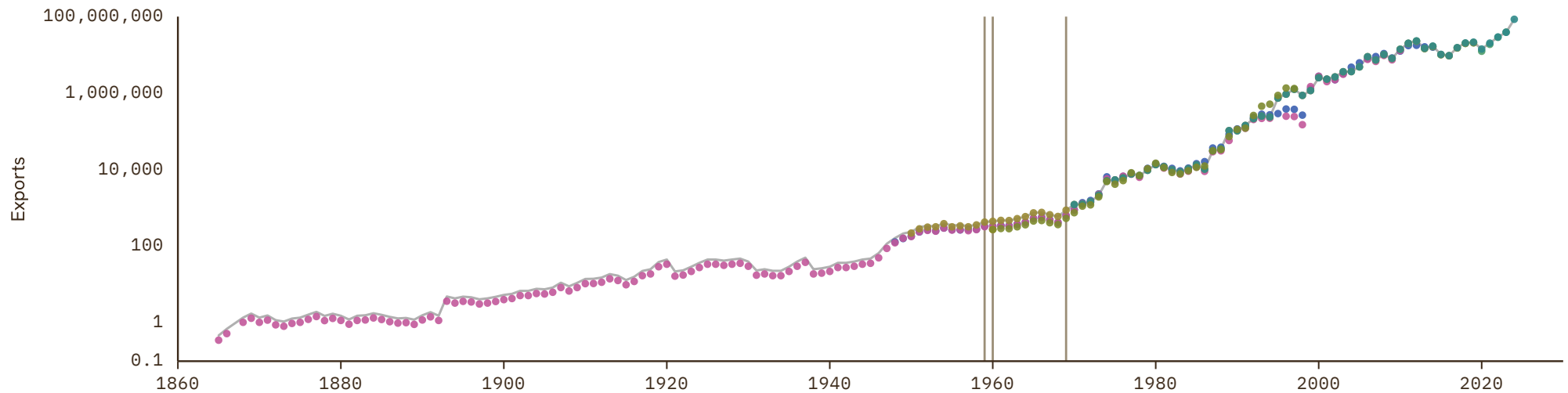
UNIT
millions of LC

1 Source composition

SOURCE	CODE	TIME SPAN	NOTES
Brian Mitchell (2013)	Mitchell	1865 - 1959	Ratio-spliced using overlapping data in 1960: (ratio = 132.8%).
World Bank (2024)	WDI	1960 - 1960	Ratio-spliced using overlapping data in 1961: (ratio = 163%).
World Bank (1999)	WDI ARC	1961 - 1969	Ratio-spliced using overlapping data in 1970: (ratio = 163%).
United Nations (2024)	UN	1970 - 2024	Baseline source, overlaps with anchor year 2018.

2 Harmonised series

— GMD estimate | Source change ● CEPII ● IMF IFS ● IMF WEO ● Mitchell ● PWT ● UN ● WDI ● WDI ARC



North Korea

COVERAGE
1960-2024

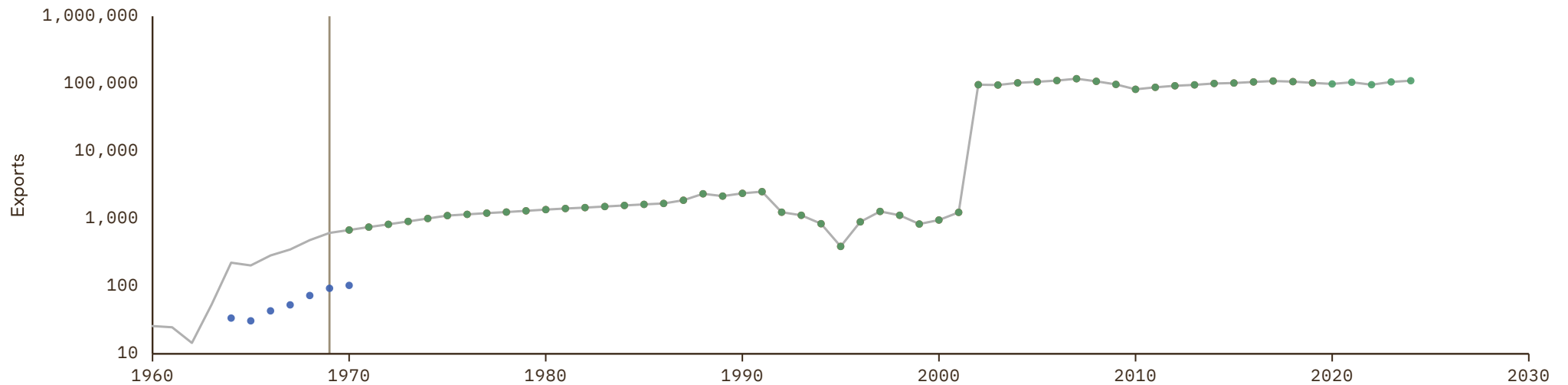
UNIT
millions of LC

1 Source composition

SOURCE	CODE	TIME SPAN	NOTES
Fouquin et al. (2016)	CEPII	1960 - 1969	Ratio-spliced using overlapping data in 1970: (ratio = 661.2%).
United Nations (2024)	UN	1970 - 2024	Baseline source, overlaps with anchor year 2018.

2 Harmonised series

— GMD estimate | Source change ● CEPII ● PWT ● UN



Norway

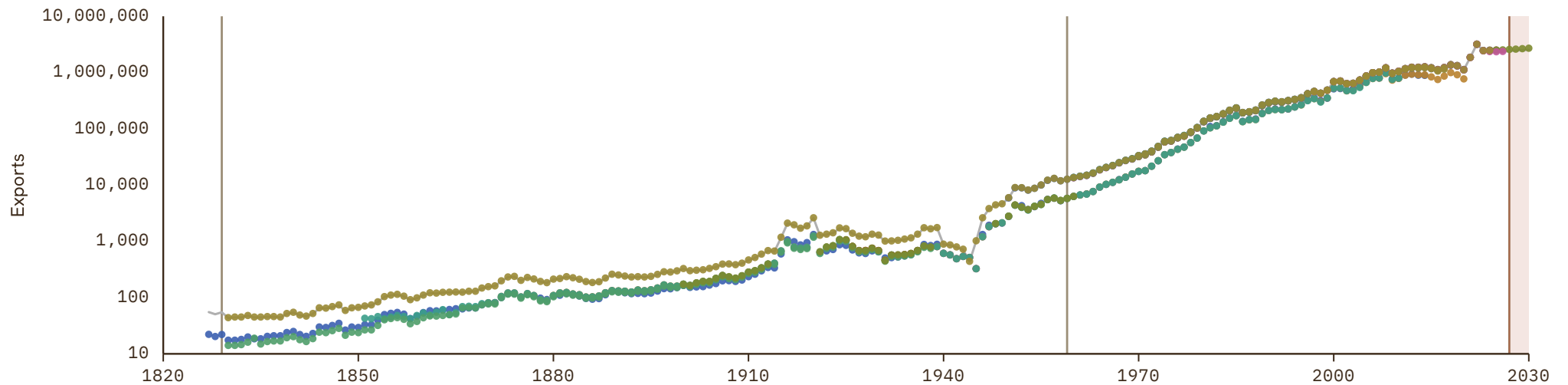
COVERAGE
1827-2030

UNIT
millions of LC

1 Source composition

SOURCE	CODE	TIME SPAN	NOTES
Fouquin et al. (2016)	CEPII	1827 - 1829	Ratio-spliced using overlapping data in 1830: (ratio = 247.9%).
Eitrheim et al. (2023)	CS2 NOR	1830 - 1959	Ratio-spliced using overlapping data in 1960: (ratio = 98.6%).
OECD (2024)	OECD EO	1960 - 2026	Baseline source, overlaps with anchor year 2018.
International Monetary Fund (2025) (forecasts)	IMF WEO forecast	2027 - 2030	Ratio-spliced using overlapping data in 2031: (ratio = 93.8%).

2 Harmonised series



Oman

COVERAGE
1964-2030

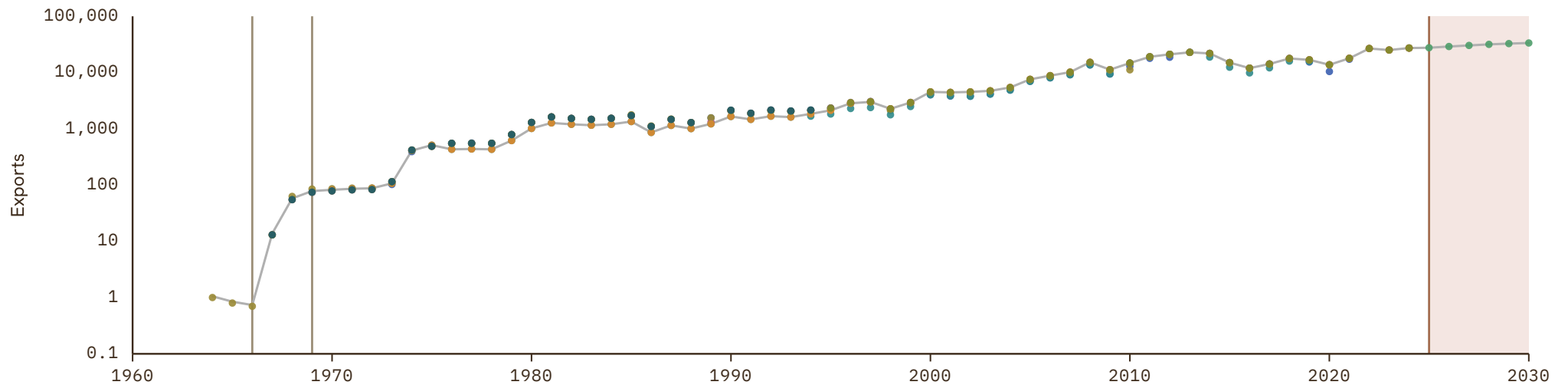
UNIT
millions of LC

1 Source composition

SOURCE	CODE	TIME SPAN	NOTES
Brian Mitchell (2013)	Mitchell	1964 - 1966	Ratio-spliced using overlapping data in 1967: (ratio = 105.5%).
World Bank (2024)	WDI	1967 - 1969	Ratio-spliced using overlapping data in 1970: (ratio = 104.7%).
United Nations (2024)	UN	1970 - 2024	Baseline source, overlaps with anchor year 2018.
International Monetary Fund (2025) (forecasts)	IMF WEO forecast	2025 - 2030	Ratio-spliced using overlapping data in 2031: (ratio = 100%).

2 Harmonised series

■ GMD forecast
 — GMD estimate
 Source change
 ● AMF
 ● IMF IFS
 ● IMF WEO forecast
 ● IMF WEO
 ● Mitchell
 ● PWT
 ● UN
 ● WDI
 ● WDI ARC



Pakistan

COVERAGE
1948-2030

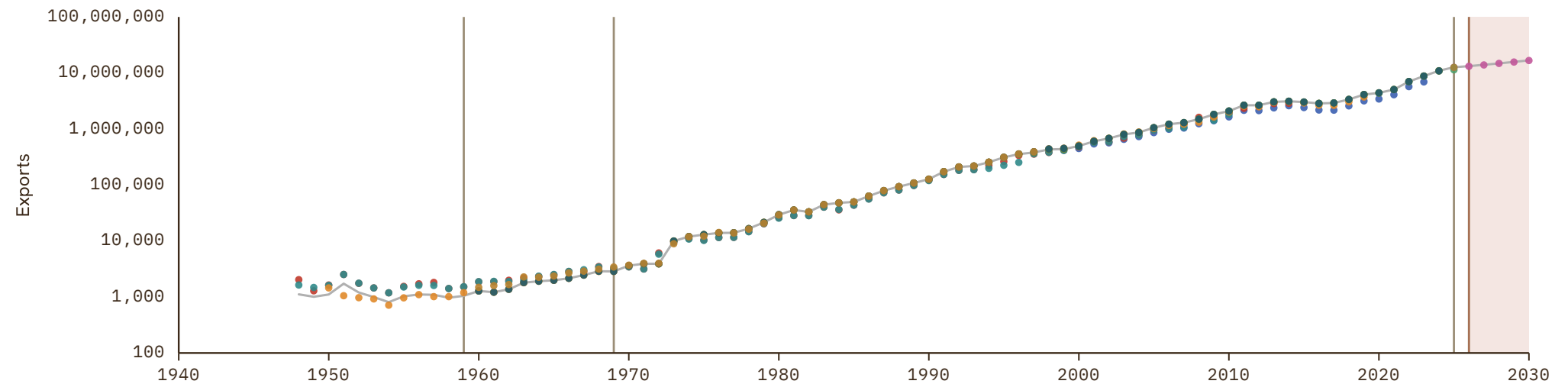
UNIT
millions of LC

1 Source composition

SOURCE	CODE	TIME SPAN	NOTES
Brian Mitchell (2013)	Mitchell	1948 - 1959	Ratio-spliced using overlapping data in 1960: (ratio = 68.4%).
World Bank (2024)	WDI	1960 - 1969	Ratio-spliced using overlapping data in 1970: (ratio = 100%).
United Nations (2024)	UN	1970 - 2024	Baseline source, overlaps with anchor year 2018.
International Monetary Fund (2025)	IMF WEO	2025 - 2025	Ratio-spliced using overlapping data in 2026: (ratio = 100.5%).
International Monetary Fund (2025) (forecasts)	IMF WEO forecast	2026 - 2030	Ratio-spliced using overlapping data in 2031: (ratio = 100.5%).

2 Harmonised series

■ GMD forecast
 — GMD estimate
 Source change
 ● ADB
 ● CEPII
 ● IMF IFS
 ● IMF WEO forecast
 ● IMF WEO
 ● Mitchell
 ● PWT
 ● UN
 ● WDI
 ● WDI ARC



Palestine

COVERAGE
1920–2024

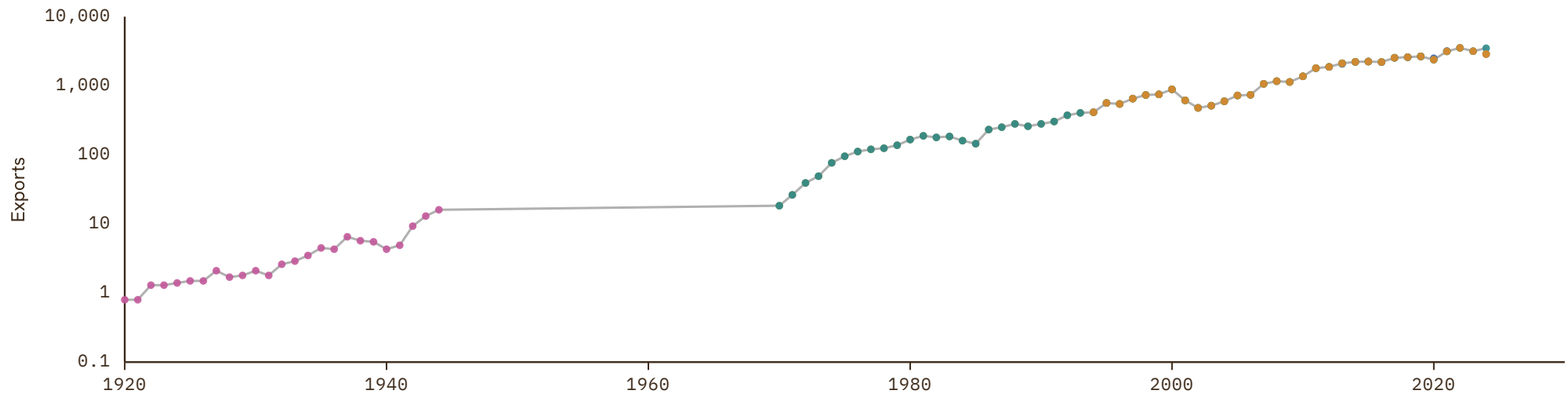
UNIT
millions of LC

1 Source composition

SOURCE	CODE	TIME SPAN	NOTES
Brian Mitchell (2013)	Mitchell	1920 - 1969	Ratio-spliced using overlapping data in 1970: (ratio = 100%).
United Nations (2024)	UN	1970 - 2024	Baseline source, overlaps with anchor year 2018.

2 Harmonised series

— GMD estimate ● AMF ● IMF WEO forecast ● IMF WEO ● Mitchell ● PWT ● UN ● WDI



Panama

COVERAGE
1906-2030

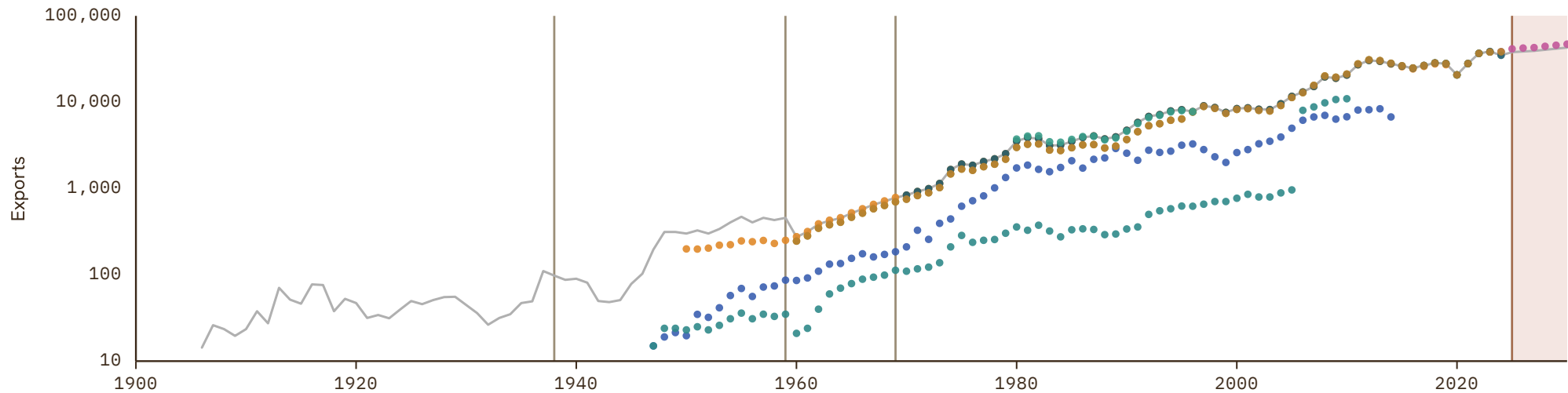
UNIT
millions of LC

1 Source composition

SOURCE	CODE	TIME SPAN	NOTES
Federico et al. (2019)	Tena	1906 - 1938	Ratio-spliced using overlapping data in 1939: (ratio = 1332.4%).
Brian Mitchell (2013)	Mitchell	1939 - 1959	Ratio-spliced using overlapping data in 1960: (ratio = 1305.7%).
World Bank (2024)	WDI	1960 - 1969	Ratio-spliced using overlapping data in 1970: (ratio = 111.5%).
United Nations (2024)	UN	1970 - 2024	Baseline source, overlaps with anchor year 2018.
International Monetary Fund (2025) (forecasts)	IMF WEO forecast	2025 - 2030	Ratio-spliced using overlapping data in 2031: (ratio = 91.3%).

2 Harmonised series

■ GMD forecast
 — GMD estimate
 Source change
 ● CEPII
 ● HFS
 ● IMF IFS
 ● IMF WEO forecast
 ● IMF WEO
 ● Mitchell
 ● PWT
 ● Tena
 ● UN
 ● WDI
 ● WDI ARC



Papua New Guinea

COVERAGE
1958-2030

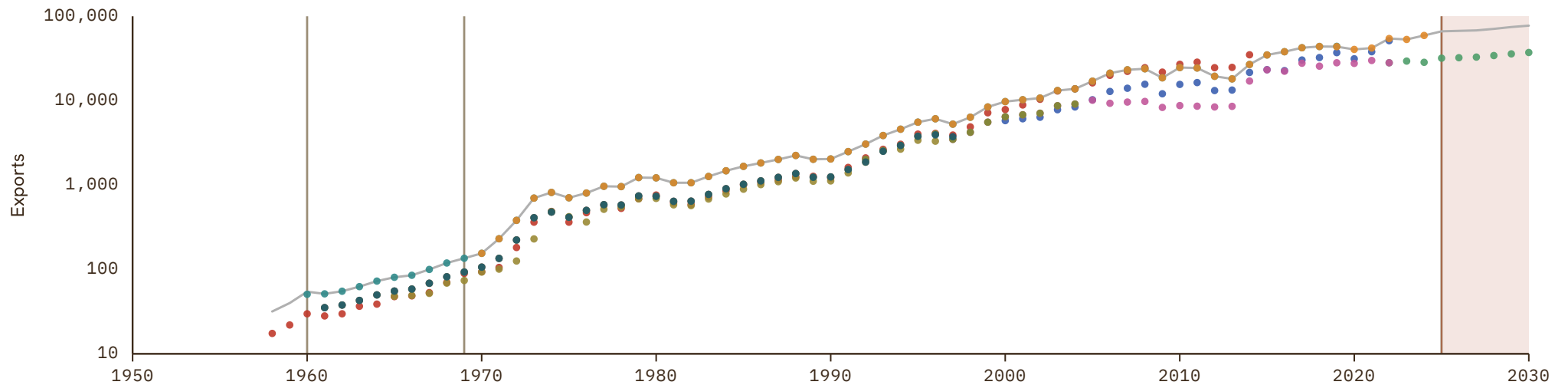
UNIT
millions of LC

1 Source composition

SOURCE	CODE	TIME SPAN	NOTES
Fouquin et al. (2016)	CEPII	1958 - 1960	Ratio-spliced using overlapping data in 1961: (ratio = 182.2%).
World Bank (2024)	WDI	1961 - 1969	Ratio-spliced using overlapping data in 1970: (ratio = 145.7%).
United Nations (2024)	UN	1970 - 2024	Baseline source, overlaps with anchor year 2018.
International Monetary Fund (2025) (forecasts)	IMF WEO forecast	2025 - 2030	Ratio-spliced using overlapping data in 2031: (ratio = 207.8%).

2 Harmonised series

GMD forecast
 — GMD estimate
 | Source change
 ● ADB
 ● CEPII
 ● IMF WEO forecast
 ● IMF WEO
 ● Mitchell
 ● PWT
 ● UN
 ● WDI
 ● WDI ARC



Paraguay

COVERAGE
1820–2030

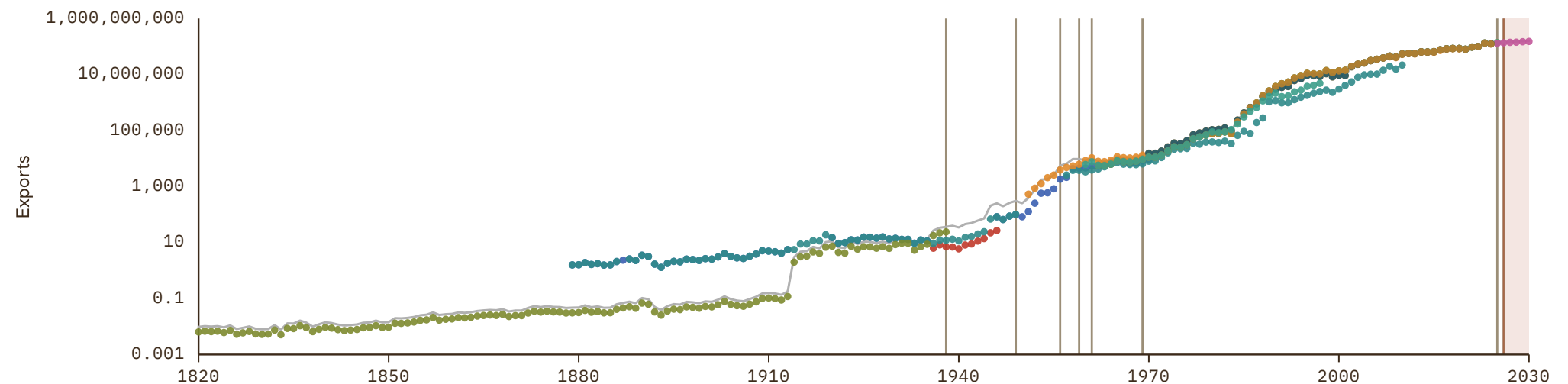
UNIT
millions of LC

1 Source composition

SOURCE	CODE	TIME SPAN	NOTES
Federico et al. (2019)	Tena	1820 - 1938	Ratio-spliced using overlapping data in 1939: (ratio = 151.5%).
Brian Mitchell (2013)	Mitchell	1939 - 1949	Ratio-spliced using overlapping data in 1950: (ratio = 301.1%).
Fouquin et al. (2016)	CEPII	1950 - 1956	Ratio-spliced using overlapping data in 1957: (ratio = 305.7%).
Brian Mitchell (2013)	Mitchell	1957 - 1959	Ratio-spliced using overlapping data in 1960: (ratio = 254%).
World Bank (1999)	WDI ARC	1960 - 1961	Ratio-spliced using overlapping data in 1962: (ratio = 138.1%).
World Bank (2024)	WDI	1962 - 1969	Ratio-spliced using overlapping data in 1970: (ratio = 138.1%).
United Nations (2024)	UN	1970 - 2024	Baseline source, overlaps with anchor year 2018.
International Monetary Fund (2025)	IMF IFS	2025 - 2025	Ratio-spliced using overlapping data in 2026: (ratio = 100%).
International Monetary Fund (2025) (forecasts)	IMF WEO forecast	2026 - 2030	Ratio-spliced using overlapping data in 2031: (ratio = 105.3%).

2 Harmonised series

█ GMD forecast
 — GMD estimate
 | Source change
 ● CEPII
 ● HFS
 ● IMF IFS
 ● IMF WEO forecast
 ● IMF WEO
 ● Mitchell
 ● PWT
 ● Tena
 ● UN
 ● WDI
 ● WDI ARC



Peru

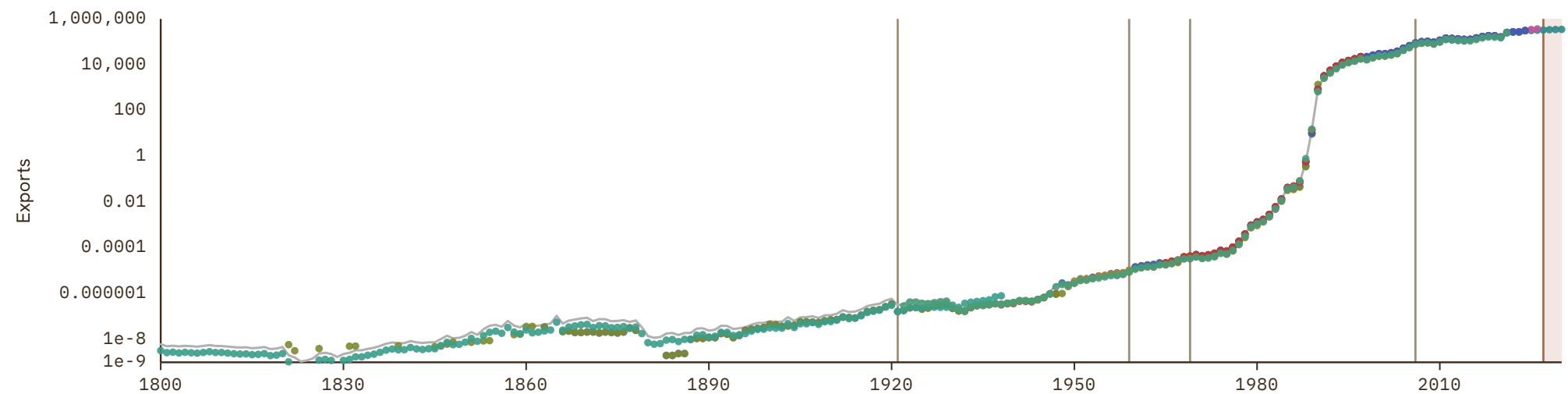
COVERAGE
1800-2030

UNIT
millions of LC

1 Source composition

SOURCE	CODE	TIME SPAN	NOTES
Federico et al. (2019)	Tena	1800 - 1921	Ratio-spliced using overlapping data in 1922: (ratio = 191.5%).
Banco Central de Reserva (2022)	CS1 PER	1922 - 1959	Ratio-spliced using overlapping data in 1960: (ratio = 121.1%).
World Bank (2024)	WDI	1960 - 1969	Ratio-spliced using overlapping data in 1970: (ratio = 101.5%).
United Nations (2024)	UN	1970 - 2006	Ratio-spliced using overlapping data in 2007: (ratio = 99.7%).
OECD (2024)	OECD EO	2007 - 2026	Baseline source, overlaps with anchor year 2018.
International Monetary Fund (2025) (forecasts)	IMF WEO forecast	2027 - 2030	Ratio-spliced using overlapping data in 2031: (ratio = 112.7%).

2 Harmonised series



Philippines

COVERAGE
1885-2030

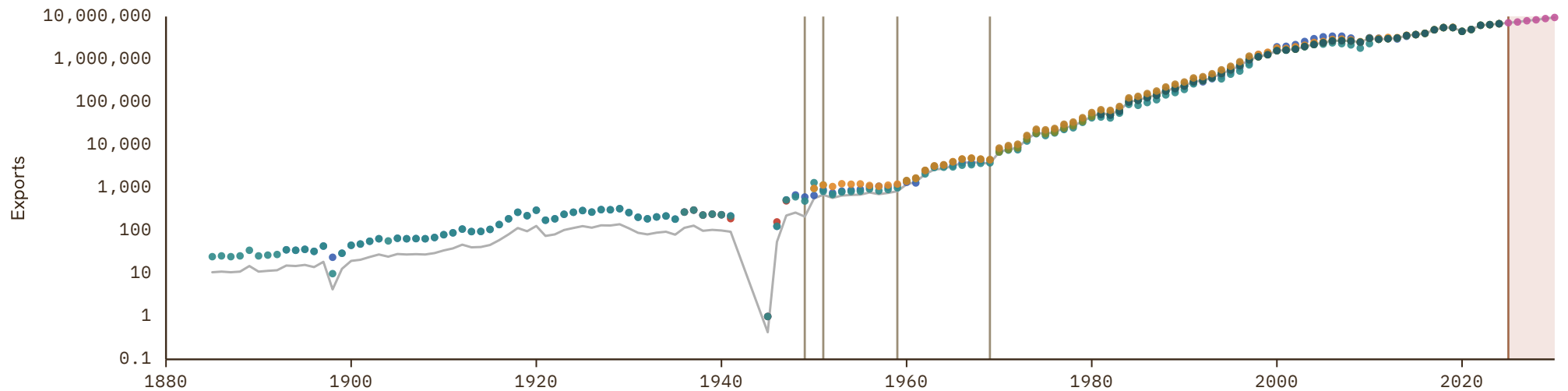
UNIT
millions of LC

1 Source composition

SOURCE	CODE	TIME SPAN	NOTES
Brian Mitchell (2013)	Mitchell	1885 - 1949	Ratio-spliced using overlapping data in 1950: (ratio = 43%).
International Monetary Fund (2025)	IMF IFS	1950 - 1951	Ratio-spliced using overlapping data in 1952: (ratio = 58.8%).
Brian Mitchell (2013)	Mitchell	1952 - 1959	Ratio-spliced using overlapping data in 1960: (ratio = 83%).
World Bank (1999)	WDI ARC	1960 - 1969	Ratio-spliced using overlapping data in 1970: (ratio = 81.5%).
United Nations (2024)	UN	1970 - 2024	Baseline source, overlaps with anchor year 2018.
International Monetary Fund (2025) (forecasts)	IMF WEO forecast	2025 - 2030	Ratio-spliced using overlapping data in 2031: (ratio = 100%).

2 Harmonised series

GMD forecast
 GMD estimate
 Source change
 ● CEPII
 ● HFS
 ● IMF IFS
 ● IMF WEO forecast
 ● IMF WEO
 ● Mitchell
 ● PWT
 ● UN
 ● WDI
 ● WDI ARC



Poland

COVERAGE
1922-2030

UNIT
millions of LC

1 Source composition

SOURCE	CODE	TIME SPAN	NOTES
Brian Mitchell (2013)	Mitchell	1922 - 1969	Ratio-spliced using overlapping data in 1970: (ratio = 177.7%).
United Nations (2024)	UN	1970 - 1979	Ratio-spliced using overlapping data in 1980: (ratio = 97.3%).
European Commission (2024)	AMECO	1980 - 1989	Ratio-spliced using overlapping data in 1990: (ratio = 99.9%).
OECD (2024)	OECD EO	1990 - 2026	Baseline source, overlaps with anchor year 2018.
AMECO forecast	AMECO forecast	2027 - 2027	Ratio-spliced using overlapping data in 2028: (ratio = 105.5%).
International Monetary Fund (2025) (forecasts)	IMF WEO forecast	2028 - 2030	Ratio-spliced using overlapping data in 2031: (ratio = 110.9%).

2 Harmonised series

GMD forecast
 GMD estimate
 Source change
 ● AMECO
 ● AMECO forecast
 ● CEPII
 ● COMECON
 ● EUS
 ● IHD
 ● IHD 2
 ● IMF IFS
 ● IMF WEO forecast
 ● IMF WEO
 ● Mitchell
 ● OECD EO
 ● PWT
 ● TH ID
 ● UN
 ● WDI
 ● WDI ARC
 ● CS1



Portugal

COVERAGE
1776–2030

UNIT
millions of LC

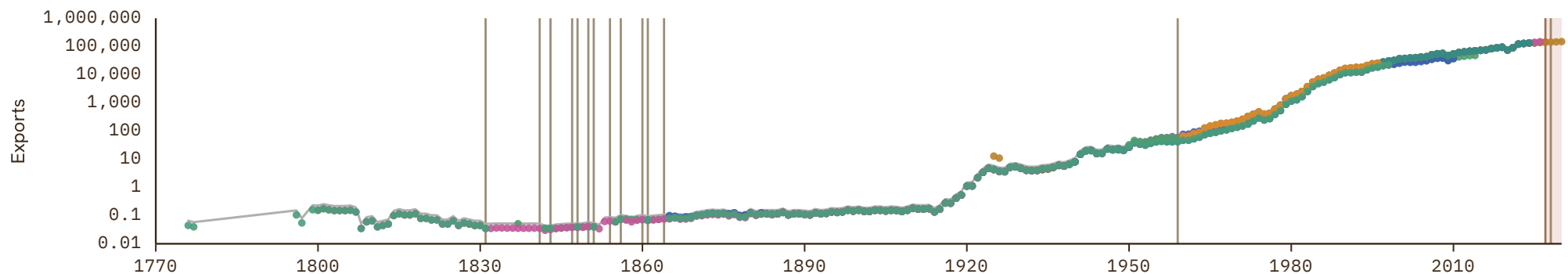
1 Source composition

SOURCE	CODE	TIME SPAN	NOTES
Inst. Nacional de Estatística (2001)	CS1 PRT	1776 - 1831	Ratio-spliced using overlapping data in 1832: (ratio = 146.4%).
Federico et al. (2019)	Tena	1832 - 1841	Ratio-spliced using overlapping data in 1842: (ratio = 146.4%).
Inst. Nacional de Estatística (2001)	CS1 PRT	1842 - 1843	Ratio-spliced using overlapping data in 1844: (ratio = 125.6%).
Federico et al. (2019)	Tena	1844 - 1847	Ratio-spliced using overlapping data in 1848: (ratio = 138%).
Inst. Nacional de Estatística (2001)	CS1 PRT	1848 - 1848	Ratio-spliced using overlapping data in 1849: (ratio = 130.4%).
Federico et al. (2019)	Tena	1849 - 1850	Ratio-spliced using overlapping data in 1851: (ratio = 138%).
Inst. Nacional de Estatística (2001)	CS1 PRT	1851 - 1851	Ratio-spliced using overlapping data in 1852: (ratio = 137.7%).
Federico et al. (2019)	Tena	1852 - 1854	Ratio-spliced using overlapping data in 1855: (ratio = 138%).

SOURCE	CODE	TIME SPAN	NOTES
Inst. Nacional de Estatística (2001)	CS1 PRT	1855 - 1856	Ratio-spliced using overlapping data in 1857: (ratio = 139%).
Federico et al. (2019)	Tena	1857 - 1860	Ratio-spliced using overlapping data in 1861: (ratio = 142.8%).
Inst. Nacional de Estatística (2001)	CS1 PRT	1861 - 1861	Ratio-spliced using overlapping data in 1862: (ratio = 135.2%).
Federico et al. (2019)	Tena	1862 - 1864	Ratio-spliced using overlapping data in 1865: (ratio = 142.8%).
Inst. Nacional de Estatística (2001)	CS1 PRT	1865 - 1959	Ratio-spliced using overlapping data in 1960: (ratio = 136.5%).
OECD (2024)	OECD EO	1960 - 2026	Baseline source, overlaps with anchor year 2018.
AMECO forecast	AMECO forecast	2027 - 2027	Ratio-spliced using overlapping data in 2028: (ratio = 106.5%).
International Monetary Fund (2025) (forecasts)	IMF WEO forecast	2028 - 2030	Ratio-spliced using overlapping data in 2031: (ratio = 108.4%).

2 Harmonised series

- GMD forecast
 — GMD estimate
| Source change
● AMECO
● AMECO forecast
● CEPII
● EUS
● FZ
● HFS
● IHD
● IHD 2
● IMF IFS
● IMF WEO forecast
- IMF WEO
● JST
● Mitchell
● OECD EO
● PWT
● Tena
● UN
● WDI
● WDI ARC
● CS1



Puerto Rico

COVERAGE
1950–2024

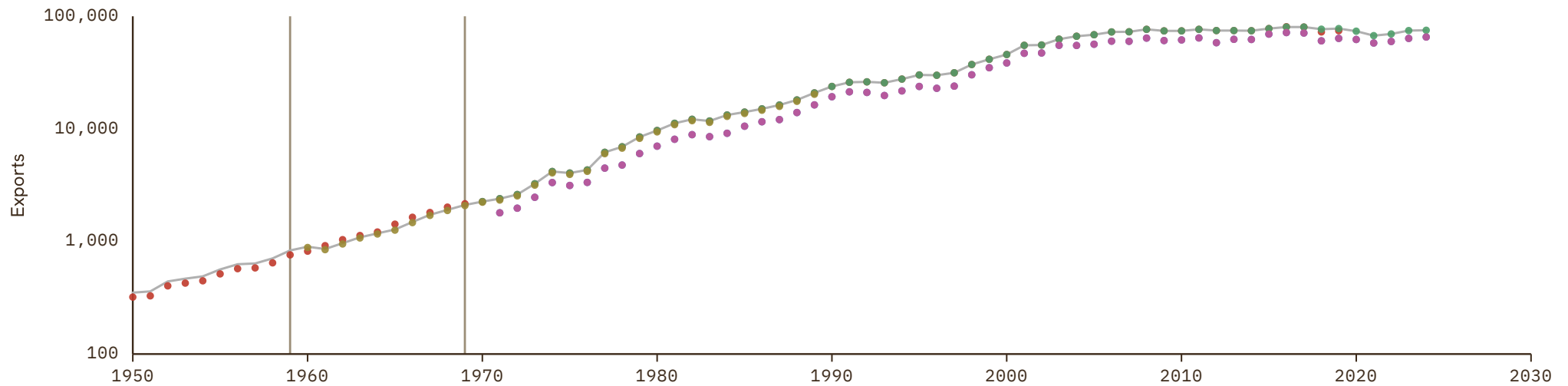
UNIT
millions of LC

1 Source composition

SOURCE	CODE	TIME SPAN	NOTES
Feenstra et al. (2015)	PWT	1950 - 1959	Ratio-spliced using overlapping data in 1960: (ratio = 109.4%).
World Bank (1999)	WDI ARC	1960 - 1969	Ratio-spliced using overlapping data in 1970: (ratio = 101.4%).
United Nations (2024)	UN	1970 - 2024	Baseline source, overlaps with anchor year 2018.

2 Harmonised series

— GMD estimate | Source change ● IMF WEO ● PWT ● UN ● WDI ● WDI ARC



Qatar

COVERAGE
1969–2030

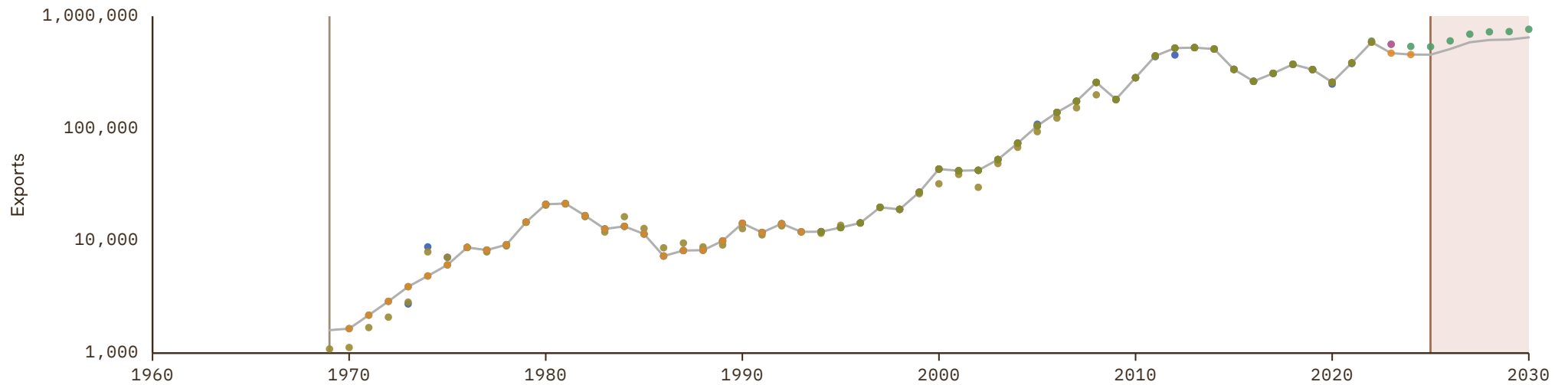
UNIT
millions of LC

1 Source composition

SOURCE	CODE	TIME SPAN	NOTES
Brian Mitchell (2013)	Mitchell	1969 - 1969	Ratio-spliced using overlapping data in 1970: (ratio = 147.1%).
United Nations (2024)	UN	1970 - 2024	Baseline source, overlaps with anchor year 2018.
International Monetary Fund (2025) (forecasts)	IMF WEO forecast	2025 - 2030	Ratio-spliced using overlapping data in 2031: (ratio = 84.7%).

2 Harmonised series

GMD forecast
 — GMD estimate
 | Source change
 ● AMF
 ● IMF IFS
 ● IMF WEO forecast
 ● IMF WEO
 ● Mitchell
 ● PWT
 ● UN
 ● WDI



Republic of the Congo

COVERAGE
1951-2030

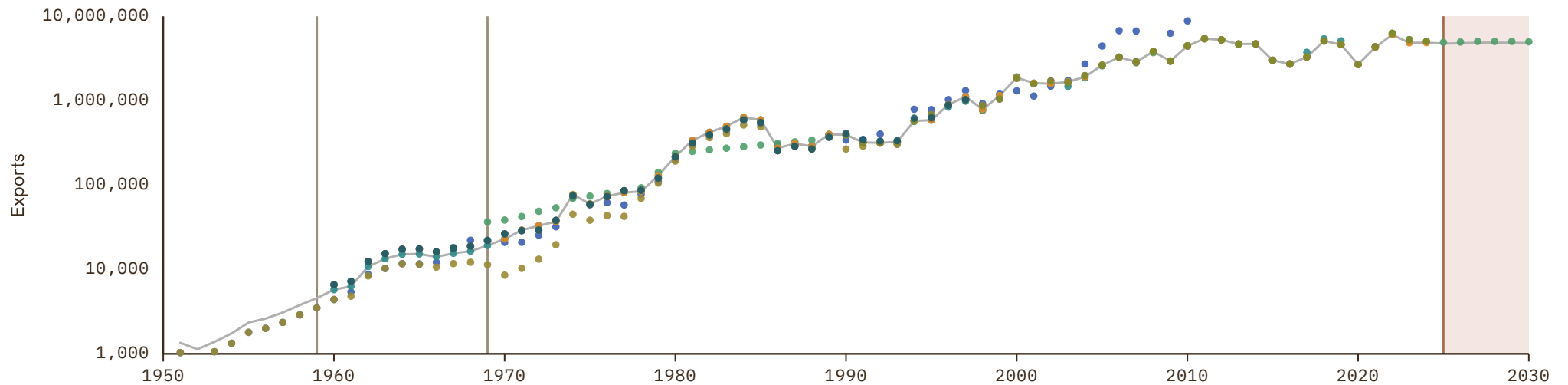
UNIT
millions of LC

1 Source composition

SOURCE	CODE	TIME SPAN	NOTES
Brian Mitchell (2013)	Mitchell	1951 - 1959	Ratio-spliced using overlapping data in 1960: (ratio = 130.7%).
World Bank (2024)	WDI	1960 - 1969	Ratio-spliced using overlapping data in 1970: (ratio = 87%).
United Nations (2024)	UN	1970 - 2024	Baseline source, overlaps with anchor year 2018.
International Monetary Fund (2025) (forecasts)	IMF WEO forecast	2025 - 2030	Ratio-spliced using overlapping data in 2031: (ratio = 96.7%).

2 Harmonised series

GMD forecast
 — GMD estimate
 | Source change
 ● CEPII
 ● IMF IFS
 ● IMF WEO forecast
 ● IMF WEO
 ● Mitchell
 ● PWT
 ● UN
 ● WDI
 ● WDI ARC



Romania

COVERAGE
1859–2030

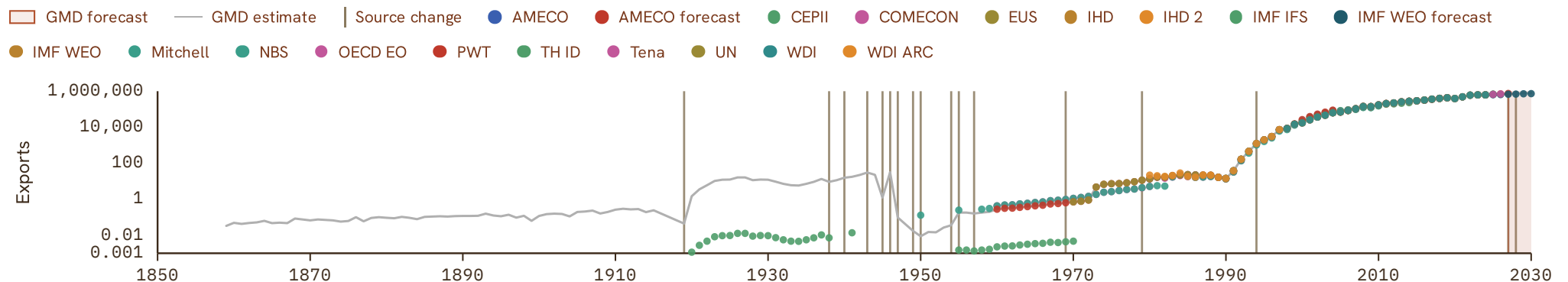
UNIT
millions of LC

1 Source composition

SOURCE	CODE	TIME SPAN	NOTES
Federico et al. (2019)	Tena	1859 - 1918	Ratio-spliced using overlapping data in 1919: (ratio = 8499638%).
Brian Mitchell (2013)	Mitchell	1919 - 1919	Ratio-spliced using overlapping data in 1920: (ratio = 8499638%).
Federico et al. (2019)	Tena	1920 - 1938	Ratio-spliced using overlapping data in 1939: (ratio = 8499638%).
National Bank of Serbia (2024)	NBS	1939 - 1940	Ratio-spliced using overlapping data in 1941: (ratio = 4248323%).
Brian Mitchell (2013)	Mitchell	1941 - 1943	Ratio-spliced using overlapping data in 1944: (ratio = 8496727%).
National Bank of Serbia (2024)	NBS	1944 - 1945	Ratio-spliced using overlapping data in 1946: (ratio = 4248340%).
Brian Mitchell (2013)	Mitchell	1946 - 1946	Ratio-spliced using overlapping data in 1947: (ratio = 6176982%).
National Bank of Serbia (2024)	NBS	1947 - 1947	Ratio-spliced using overlapping data in 1948: (ratio = 4248340%).
Fouquin et al. (2016)	CEPII	1948 - 1949	Ratio-spliced using overlapping data in 1950: (ratio = 11997.3%).
Brian Mitchell (2013)	Mitchell	1950 - 1950	Ratio-spliced using overlapping data in 1951: (ratio = 6.8%).

SOURCE	CODE	TIME SPAN	NOTES
Fouquin et al. (2016)	CEPII	1951 - 1954	Ratio-spliced using overlapping data in 1955: (ratio = 11997.3%).
Brian Mitchell (2013)	Mitchell	1955 - 1955	Ratio-spliced using overlapping data in 1956: (ratio = 72.7%).
Fouquin et al. (2016)	CEPII	1956 - 1957	Ratio-spliced using overlapping data in 1958: (ratio = 11997.3%).
Brian Mitchell (2013)	Mitchell	1958 - 1969	Ratio-spliced using overlapping data in 1970: (ratio = 64.8%).
United Nations (2024)	UN	1970 - 1979	Ratio-spliced using overlapping data in 1980: (ratio = 100%).
European Commission (2024)	AMECO	1980 - 1994	Ratio-spliced using overlapping data in 1995: (ratio = 100%).
OECD (2024)	OECD EO	1995 - 2026	Baseline source, overlaps with anchor year 2018.
AMECO forecast	AMECO forecast	2027 - 2027	Ratio-spliced using overlapping data in 2028: (ratio = 98.3%).
International Monetary Fund (2025) (forecasts)	IMF WEO forecast	2028 - 2030	Ratio-spliced using overlapping data in 2031: (ratio = 109.3%).

2 Harmonised series



Russian Federation

COVERAGE
1800-2030

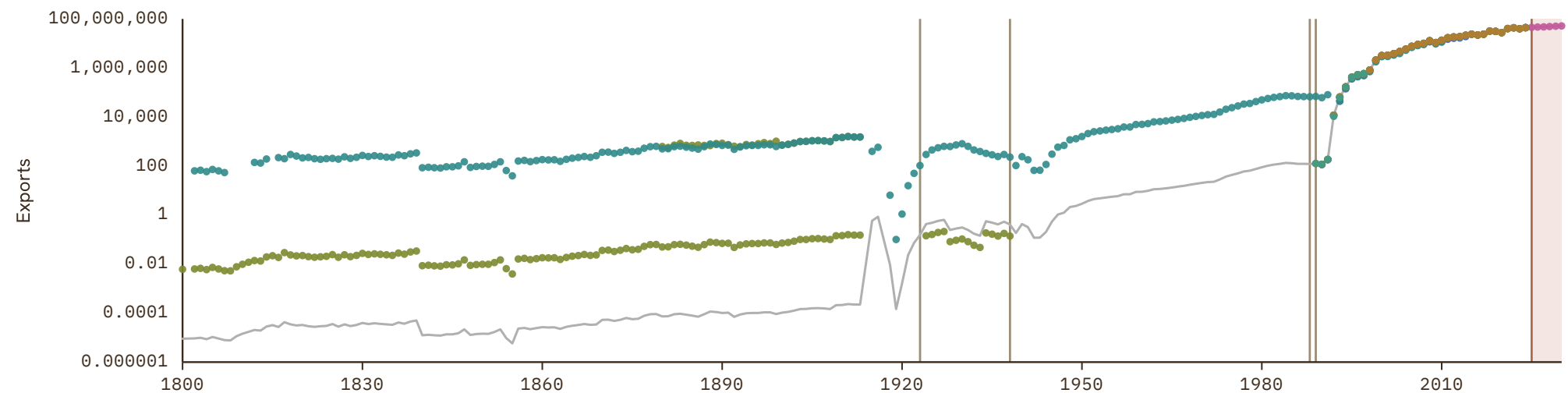
UNIT
millions of LC

1 Source composition

SOURCE	CODE	TIME SPAN	NOTES
Federico et al. (2019)	Tena	1800 - 1914	Ratio-spliced using overlapping data in 1915: (ratio = .1%).
Brian Mitchell (2013)	Mitchell	1915 - 1923	Ratio-spliced using overlapping data in 1924: (ratio = .1%).
Federico et al. (2019)	Tena	1924 - 1938	Ratio-spliced using overlapping data in 1939: (ratio = 299.1%).
Brian Mitchell (2013)	Mitchell	1939 - 1988	Ratio-spliced using overlapping data in 1989: (ratio = .2%).
World Bank (2024)	WDI	1989 - 1989	Ratio-spliced using overlapping data in 1990: (ratio = 98.1%).
United Nations (2024)	UN	1990 - 2024	Baseline source, overlaps with anchor year 2018.
International Monetary Fund (2025) (forecasts)	IMF WEO forecast	2025 - 2030	Ratio-spliced using overlapping data in 2031: (ratio = 100%).

2 Harmonised series

█ GMD forecast
 — GMD estimate
 Source change
 ● CEPII
 ● FZ
 ● IMF IFS
 ● IMF WEO forecast
 ● IMF WEO
 ● Mitchell
 ● PWT
 ● Tena
 ● UN
 ● WDI
 ● WDI ARC



Rwanda

COVERAGE
1960-2030

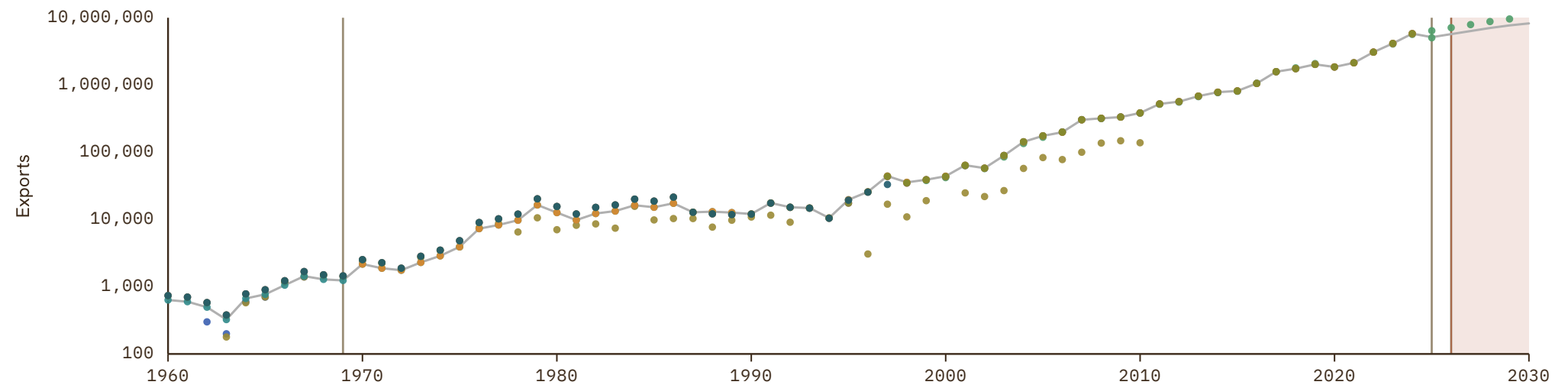
UNIT
millions of LC

1 Source composition

SOURCE	CODE	TIME SPAN	NOTES
World Bank (2024)	WDI	1960 - 1969	Ratio-spliced using overlapping data in 1970: (ratio = 85.6%).
United Nations (2024)	UN	1970 - 2024	Baseline source, overlaps with anchor year 2018.
International Monetary Fund (2025)	IMF IFS	2025 - 2025	Ratio-spliced using overlapping data in 2026: (ratio = 102.3%).
International Monetary Fund (2025) (forecasts)	IMF WEO forecast	2026 - 2030	Ratio-spliced using overlapping data in 2031: (ratio = 80.4%).

2 Harmonised series

■ GMD forecast
 — GMD estimate
 Source change
 ● CEPII
 ● IMF IFS
 ● IMF WEO forecast
 ● IMF WEO
 ● Mitchell
 ● PWT
 ● UN
 ● WDI
 ● WDI ARC



Sao Tome and Principe

COVERAGE
1879-2024

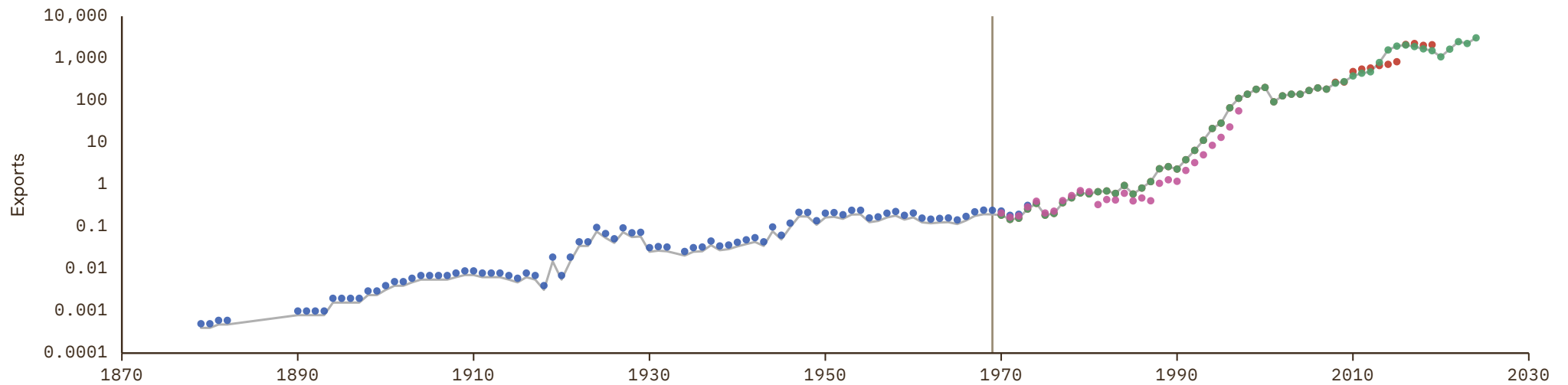
UNIT
millions of LC

1 Source composition

SOURCE	CODE	TIME SPAN	NOTES
Schuler (2015)	HFS	1879 - 1969	Ratio-spliced using overlapping data in 1970: (ratio = 79.5%).
United Nations (2024)	UN	1970 - 2024	Baseline source, overlaps with anchor year 2018.

2 Harmonised series

— GMD estimate | Source change ● HFS ● PWT ● UN ● WDI ARC



Saudi Arabia

COVERAGE
1948-2030

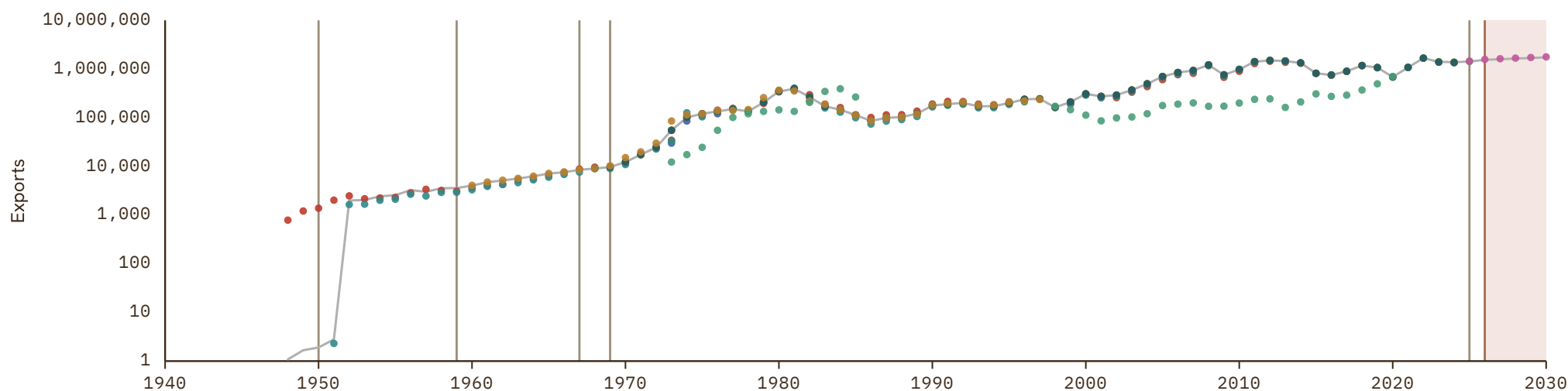
UNIT
millions of LC

1 Source composition

SOURCE	CODE	TIME SPAN	NOTES
Fouquin et al. (2016)	CEPII	1948 - 1950	Ratio-spliced using overlapping data in 1951: (ratio = .1%).
Brian Mitchell (2013)	Mitchell	1951 - 1959	Ratio-spliced using overlapping data in 1960: (ratio = 121.6%).
World Bank (1999)	WDI ARC	1960 - 1967	Ratio-spliced using overlapping data in 1968: (ratio = 99%).
World Bank (2024)	WDI	1968 - 1969	Ratio-spliced using overlapping data in 1970: (ratio = 100%).
United Nations (2024)	UN	1970 - 2024	Baseline source, overlaps with anchor year 2018.
International Monetary Fund (2025)	IMF IFS	2025 - 2025	Ratio-spliced using overlapping data in 2026: (ratio = 100%).
International Monetary Fund (2025) (forecasts)	IMF WEO forecast	2026 - 2030	Ratio-spliced using overlapping data in 2031: (ratio = 98.1%).

2 Harmonised series

GMD forecast
 GMD estimate
 Source change
 ● AMF
 ● CEPII
 ● IMF IFS
 ● IMF WEO forecast
 ● IMF WEO
 ● Mitchell
 ● PWT
 ● UN
 ● WDI
 ● WDI ARC
 ● CS1



Senegal

COVERAGE
1838-2030

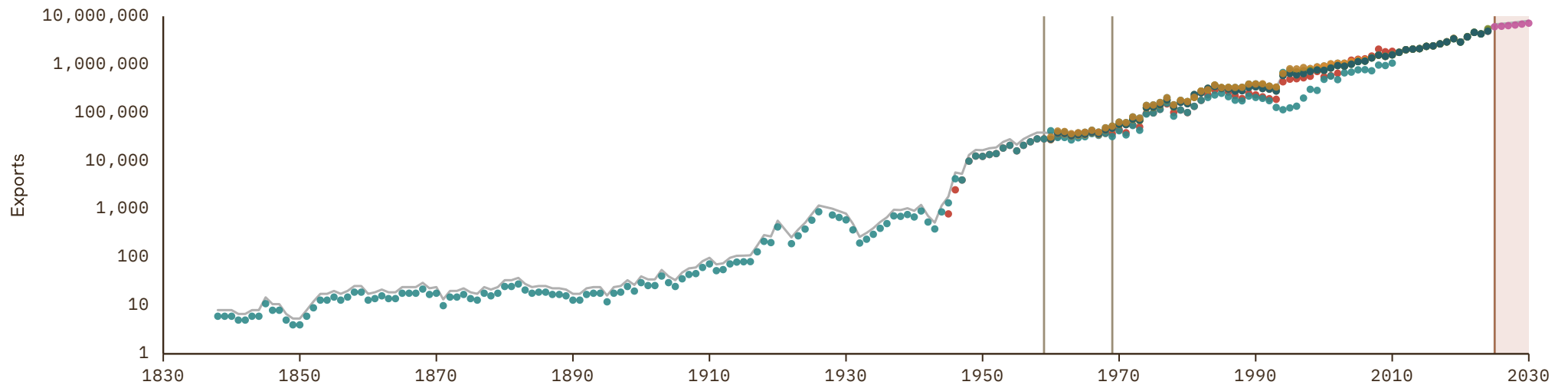
UNIT
millions of LC

1 Source composition

SOURCE	CODE	TIME SPAN	NOTES
Brian Mitchell (2013)	Mitchell	1838 - 1959	Ratio-spliced using overlapping data in 1960: (ratio = 134.6%).
BCEAO (2024)	BCEAO	1960 - 1969	Ratio-spliced using overlapping data in 1970: (ratio = 88.9%).
United Nations (2024)	UN	1970 - 2024	Baseline source, overlaps with anchor year 2018.
International Monetary Fund (2025) (forecasts)	IMF WEO forecast	2025 - 2030	Ratio-spliced using overlapping data in 2031: (ratio = 112.6%).

2 Harmonised series

GMD forecast
 GMD estimate
 Source change
 ● BCEAO
 ● CEPII
 ● IMF IFS
 ● IMF WEO forecast
 ● IMF WEO
 ● Mitchell
 ● PWT
 ● UN
 ● WDI
 ● WDI ARC



Serbia

COVERAGE
1873-2030

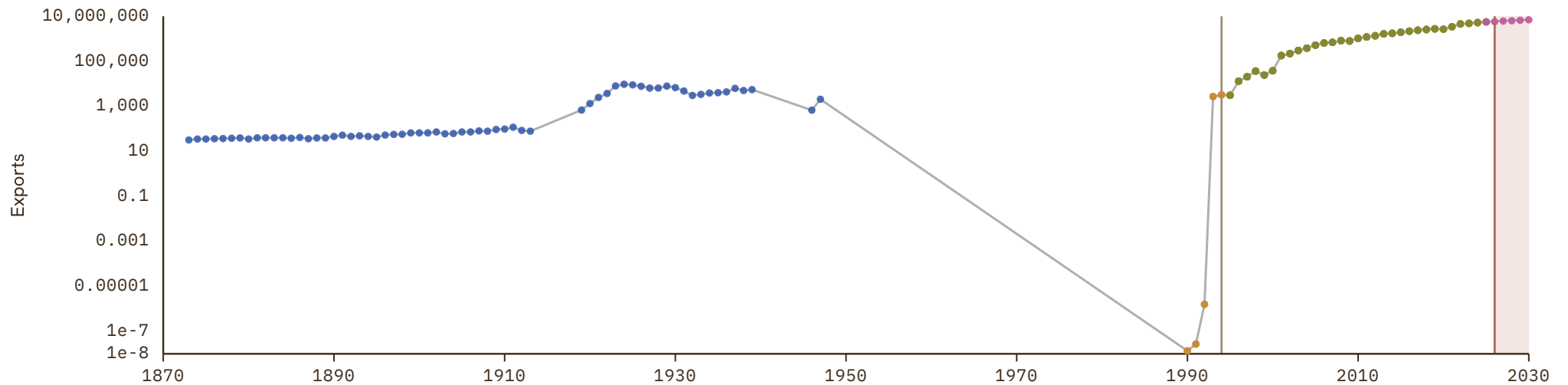
UNIT
millions of LC

1 Source composition

SOURCE	CODE	TIME SPAN	NOTES
Fouquin et al. (2016)	CEPII	1873 - 1989	Ratio-spliced using overlapping data in 1990: (ratio = 100%).
United Nations (2024)	UN	1990 - 1994	Ratio-spliced using overlapping data in 1995: (ratio = 100%).
Eurostat (2025)	EUS	1995 - 2025	Baseline source, overlaps with anchor year 2018.
International Monetary Fund (2025) (forecasts)	IMF WEO forecast	2026 - 2030	Ratio-spliced using overlapping data in 2031: (ratio = 103%).

2 Harmonised series

GMD forecast
 — GMD estimate
 | Source change
 ● CEPII
 ● EUS
 ● IMF IFS
 ● IMF WEO forecast
 ● IMF WEO
 ● PWT
 ● UN
 ● WDI



Seychelles

COVERAGE
1960-2030

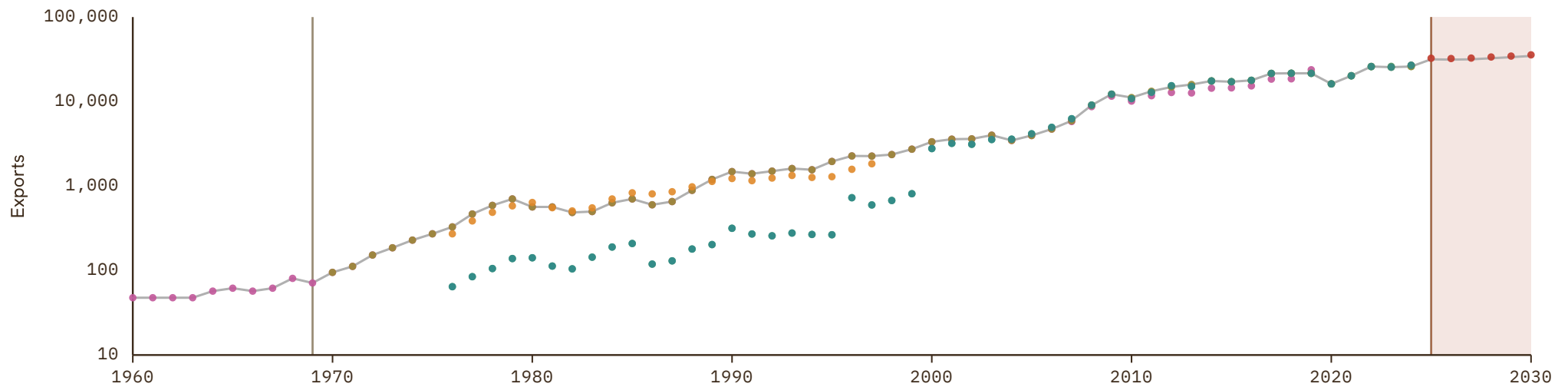
UNIT
millions of LC

1 Source composition

SOURCE	CODE	TIME SPAN	NOTES
Feenstra et al. (2015)	PWT	1960 - 1969	Ratio-spliced using overlapping data in 1970: (ratio = 100%).
United Nations (2024)	UN	1970 - 2024	Baseline source, overlaps with anchor year 2018.
International Monetary Fund (2025) (forecasts)	IMF WEO forecast	2025 - 2030	Ratio-spliced using overlapping data in 2031: (ratio = 96.9%).

2 Harmonised series

■ GMD forecast
 — GMD estimate
 Source change
 ● IMF IFS
 ● IMF WEO forecast
 ● IMF WEO
 ● PWT
 ● UN
 ● WDI
 ● WDI ARC



Sierra Leone

COVERAGE
1831-2030

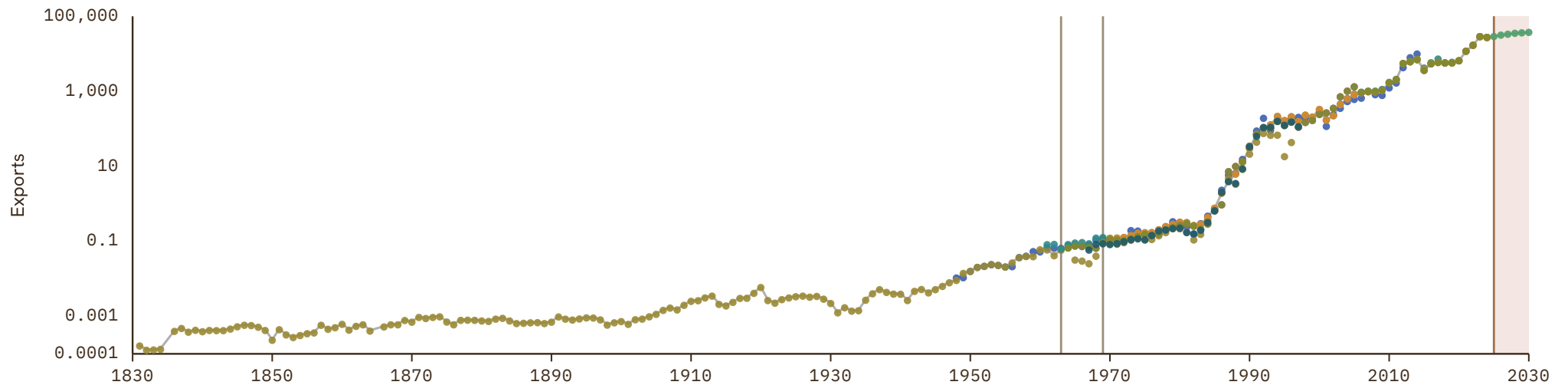
UNIT
millions of LC

1 Source composition

SOURCE	CODE	TIME SPAN	NOTES
Brian Mitchell (2013)	Mitchell	1831 - 1963	Ratio-spliced using overlapping data in 1964: (ratio = 104.6%).
World Bank (2024)	WDI	1964 - 1969	Ratio-spliced using overlapping data in 1970: (ratio = 107.4%).
United Nations (2024)	UN	1970 - 2024	Baseline source, overlaps with anchor year 2018.
International Monetary Fund (2025) (forecasts)	IMF WEO forecast	2025 - 2030	Ratio-spliced using overlapping data in 2031: (ratio = 100%).

2 Harmonised series

GMD forecast
 GMD estimate
 Source change
● CEPII
● IMF IFS
● IMF WEO forecast
● IMF WEO
● Mitchell
● PWT
● UN
● WDI
● WDI ARC



Singapore

COVERAGE
1956-2030

UNIT
millions of LC

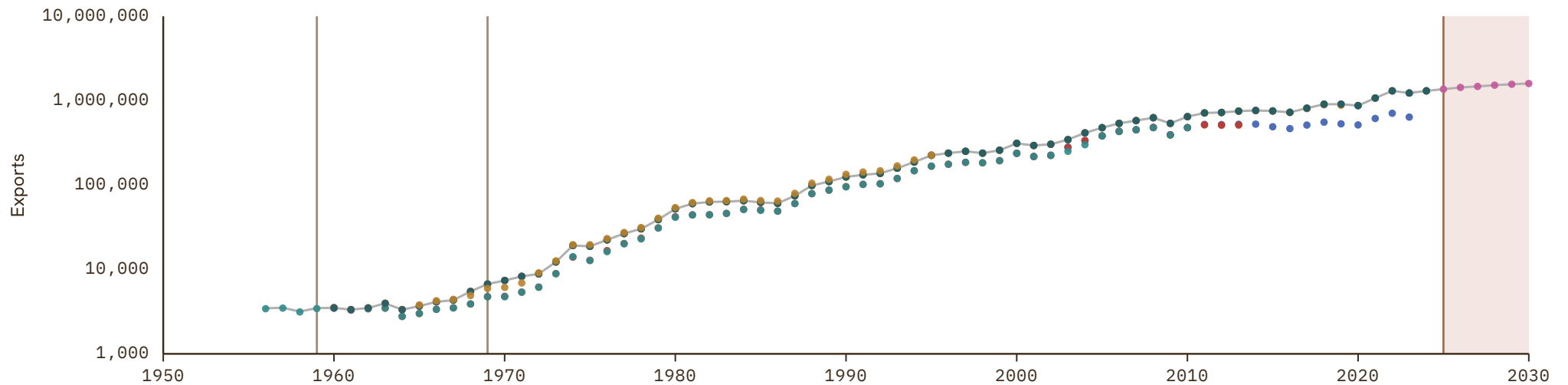
1 Source composition

SOURCE	CODE	TIME SPAN	NOTES
Brian Mitchell (2013)	Mitchell	1956 - 1959	Ratio-spliced using overlapping data in 1960: (ratio = 101%).
World Bank (2024)	WDI	1960 - 1969	Ratio-spliced using overlapping data in 1970: (ratio = 100%).
United Nations (2024)	UN	1970 - 2024	Baseline source, overlaps with anchor year 2018.
International Monetary Fund (2025) (forecasts)	IMF WEO forecast	2025 - 2030	Ratio-spliced using overlapping data in 2031: (ratio = 100%).

2 Harmonised series

GMD forecast
 — GMD estimate
 | Source change
 ● ADB
 ● CEPII
 ● IMF IFS
 ● IMF WEO forecast
 ● IMF WEO
 ● Mitchell
 ● PWT
 ● UN
 ● WDI

● WDI ARC



Slovakia

COVERAGE
1987-2030

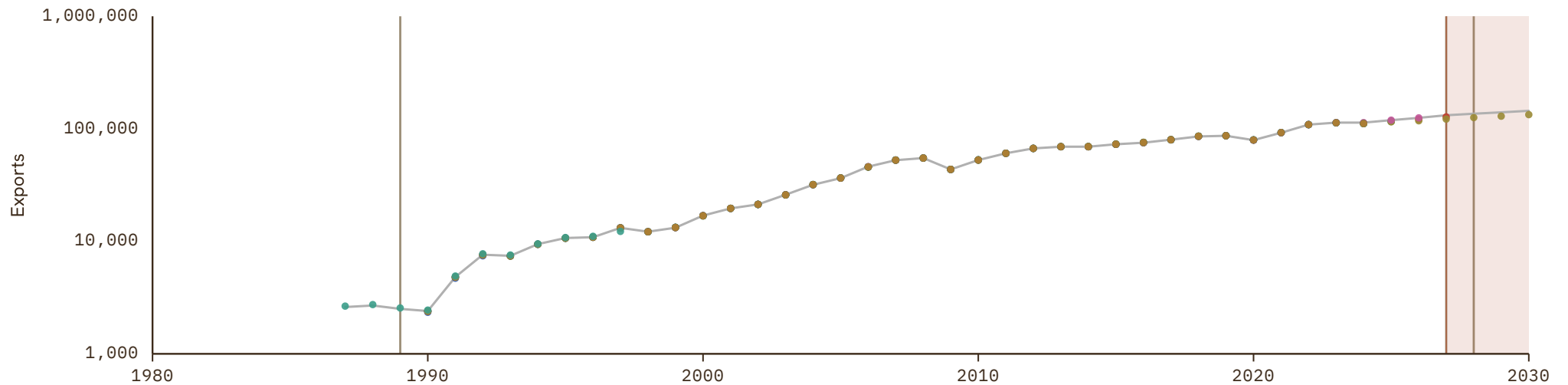
UNIT
millions of LC

1 Source composition

SOURCE	CODE	TIME SPAN	NOTES
World Bank (1999)	WDI ARC	1987 - 1989	Ratio-spliced using overlapping data in 1990: (ratio = 98.1%).
OECD (2024)	OECD EO	1990 - 2026	Baseline source, overlaps with anchor year 2018.
AMECO forecast	AMECO forecast	2027 - 2027	Ratio-spliced using overlapping data in 2028: (ratio = 103.3%).
International Monetary Fund (2025) (forecasts)	IMF WEO forecast	2028 - 2030	Ratio-spliced using overlapping data in 2031: (ratio = 108.1%).

2 Harmonised series

GMD forecast
 GMD estimate
 Source change
 ● AMECO
 ● AMECO forecast
 ● EUS
 ● IMF IFS
 ● IMF WEO forecast
 ● IMF WEO
 ● OECD EO
 ● PWT
 ● UN
 ● WDI
 ● WDI ARC



Slovenia

COVERAGE
1990–2030

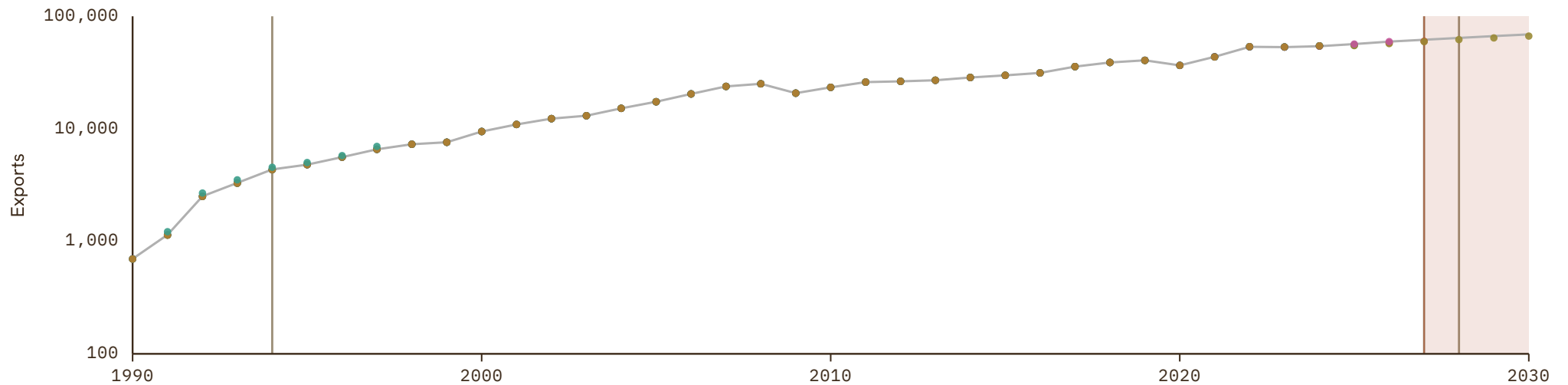
UNIT
millions of LC

1 Source composition

SOURCE	CODE	TIME SPAN	NOTES
European Commission (2024)	AMECO	1990 - 1994	Ratio-spliced using overlapping data in 1995: (ratio = 100%).
OECD (2024)	OECD EO	1995 - 2026	Baseline source, overlaps with anchor year 2018.
AMECO forecast	AMECO forecast	2027 - 2027	Ratio-spliced using overlapping data in 2028: (ratio = 103%).
International Monetary Fund (2025) (forecasts)	IMF WEO forecast	2028 - 2030	Ratio-spliced using overlapping data in 2031: (ratio = 103.7%).

2 Harmonised series

GMD forecast
 — GMD estimate
| Source change
● AMECO
● AMECO forecast
● EUS
● IMF IFS
● IMF WEO forecast
● IMF WEO
● OECD EO
● PWT
● UN
● WDI
● WDI ARC



Somalia

COVERAGE
1932-2024

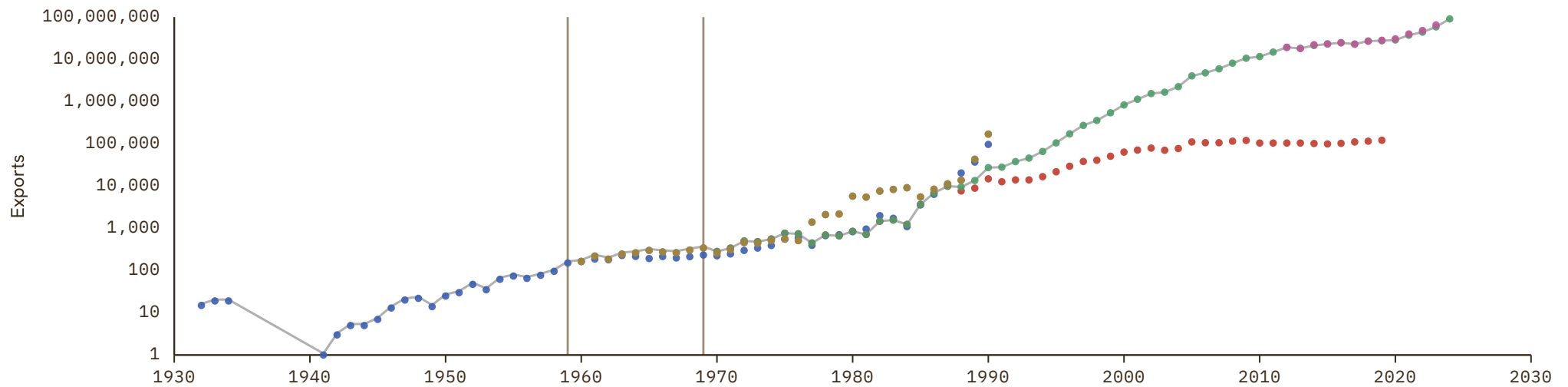
UNIT
millions of LC

1 Source composition

SOURCE	CODE	TIME SPAN	NOTES
Brian Mitchell (2013)	Mitchell	1932 - 1959	Ratio-spliced using overlapping data in 1960: (ratio = 108.5%).
World Bank (2024)	WDI	1960 - 1969	Ratio-spliced using overlapping data in 1970: (ratio = 108.6%).
United Nations (2024)	UN	1970 - 2024	Baseline source, overlaps with anchor year 2018.

2 Harmonised series

— GMD estimate | Source change ● Mitchell ● PWT ● UN ● WDI ● WDI ARC



South Africa

COVERAGE
1826-2030

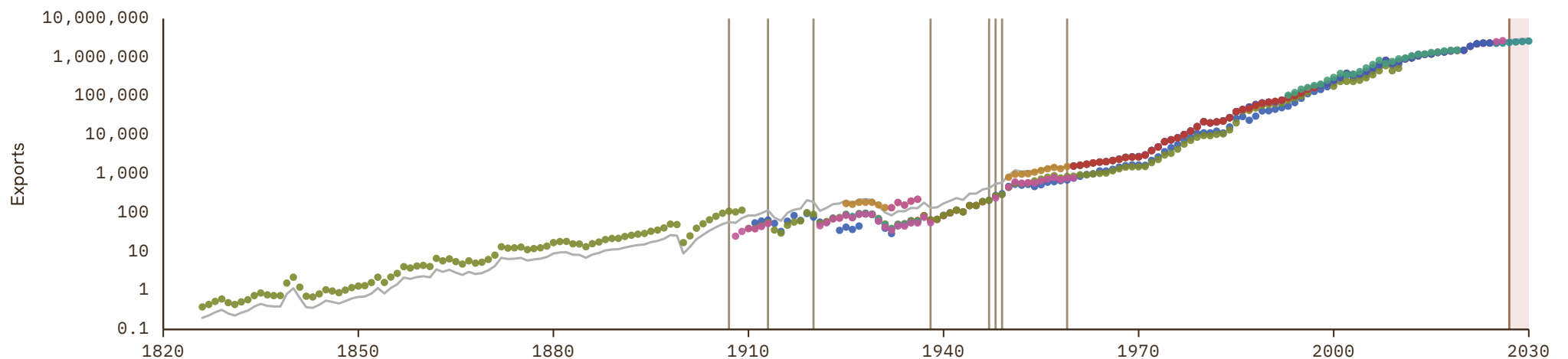
UNIT
millions of LC

1 Source composition

SOURCE	CODE	TIME SPAN	NOTES
Brian Mitchell (2013)	Mitchell	1826 - 1907	Ratio-spliced using overlapping data in 1908: (ratio = 52.4%).
UN Statistics Division (2025)	UN trade	1908 - 1913	Ratio-spliced using overlapping data in 1914: (ratio = 220.2%).
Brian Mitchell (2013)	Mitchell	1914 - 1920	Ratio-spliced using overlapping data in 1921: (ratio = 208.3%).
UN Statistics Division (2025)	UN trade	1921 - 1938	Ratio-spliced using overlapping data in 1939: (ratio = 240.6%).
Brian Mitchell (2013)	Mitchell	1939 - 1947	Ratio-spliced using overlapping data in 1948: (ratio = 204%).
UN Statistics Division (2025)	UN trade	1948 - 1948	Ratio-spliced using overlapping data in 1949: (ratio = 231.2%).
Brian Mitchell (2013)	Mitchell	1949 - 1949	Ratio-spliced using overlapping data in 1950: (ratio = 204%).
UN Statistics Division (2025)	UN trade	1950 - 1959	Ratio-spliced using overlapping data in 1960: (ratio = 199.9%).
OECD (2024)	OECD EO	1960 - 2026	Baseline source, overlaps with anchor year 2018.
International Monetary Fund (2025) (forecasts)	IMF WEO forecast	2027 - 2030	Ratio-spliced using overlapping data in 2031: (ratio = 115.6%).

2 Harmonised series

GMD forecast
 GMD estimate
 | Source change
 ● CEPII
 ● HFS
 ● IHD
 ● IHD 2
 ● IMF IFS
 ● IMF WEO forecast
 ● IMF WEO
 ● Mitchell
 ● OECD EO
 ● PWT
 ● TH ID
 ● UN
 ● WDI
 ● WDI ARC
 ● CS1
 ● UN trade



South Korea

COVERAGE
1876–2030

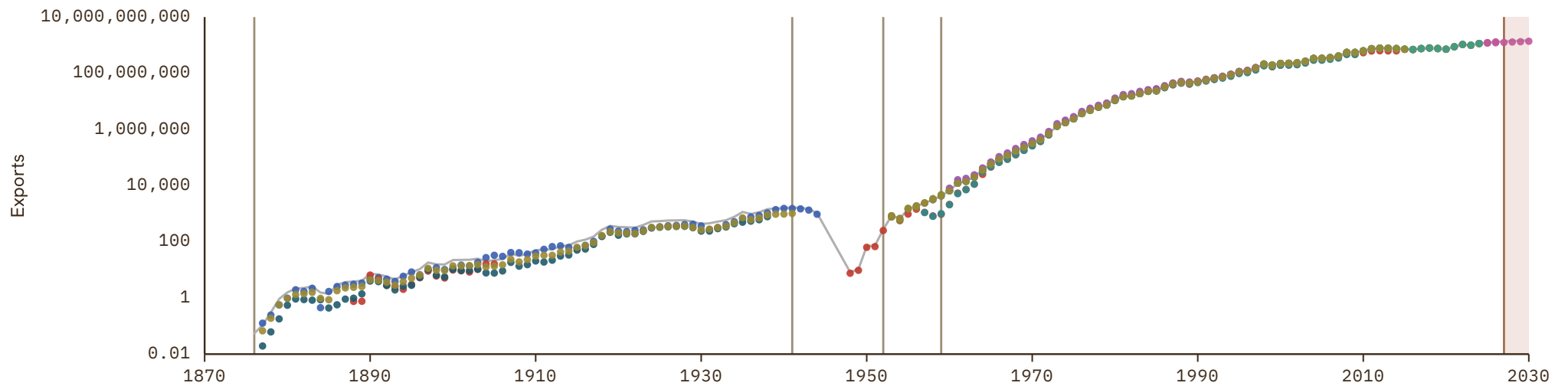
UNIT
millions of LC

1 Source composition

SOURCE	CODE	TIME SPAN	NOTES
Federico et al. (2019)	Tena	1876 - 1876	Ratio-spliced using overlapping data in 1877: (ratio = 557.2%).
Cha et al. (2022)	CS2 KOR	1877 - 1941	Ratio-spliced using overlapping data in 1942: (ratio = 161.8%).
IEC (2020)	AHSTAT	1942 - 1947	Ratio-spliced using overlapping data in 1948: (ratio = 109%).
Fouquin et al. (2016)	CEPII	1948 - 1952	Ratio-spliced using overlapping data in 1953: (ratio = 109%).
Cha et al. (2022)	CS2 KOR	1953 - 1959	Ratio-spliced using overlapping data in 1960: (ratio = 100.4%).
OECD (2024)	OECD EO	1960 - 2026	Baseline source, overlaps with anchor year 2018.
International Monetary Fund (2025) (forecasts)	IMF WEO forecast	2027 - 2030	Ratio-spliced using overlapping data in 2031: (ratio = 108.2%).

2 Harmonised series

GMD forecast
 GMD estimate
 Source change
 ● AHSTAT
 ● CEPII
 ● IMF IFS
 ● IMF WEO forecast
 ● IMF WEO
 ● Mitchell
 ● OECD EO
 ● PWT
 ● Tena
 ● UN
 ● WDI
 ● WDI ARC
 ● CS2



South Sudan

COVERAGE
2008–2024

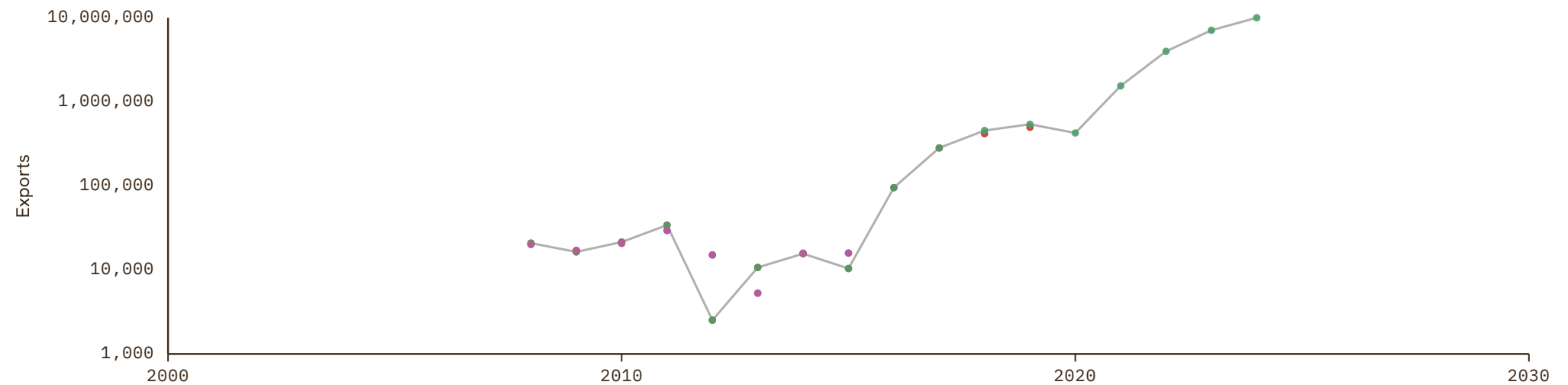
UNIT
millions of LC

1 Source composition

SOURCE	CODE	TIME SPAN	NOTES
United Nations (2024)	UN	2008 - 2024	Baseline source, overlaps with anchor year 2018.

2 Harmonised series

— GMD estimate ● IMF WEO ● PWT ● UN ● WDI



Soviet Union

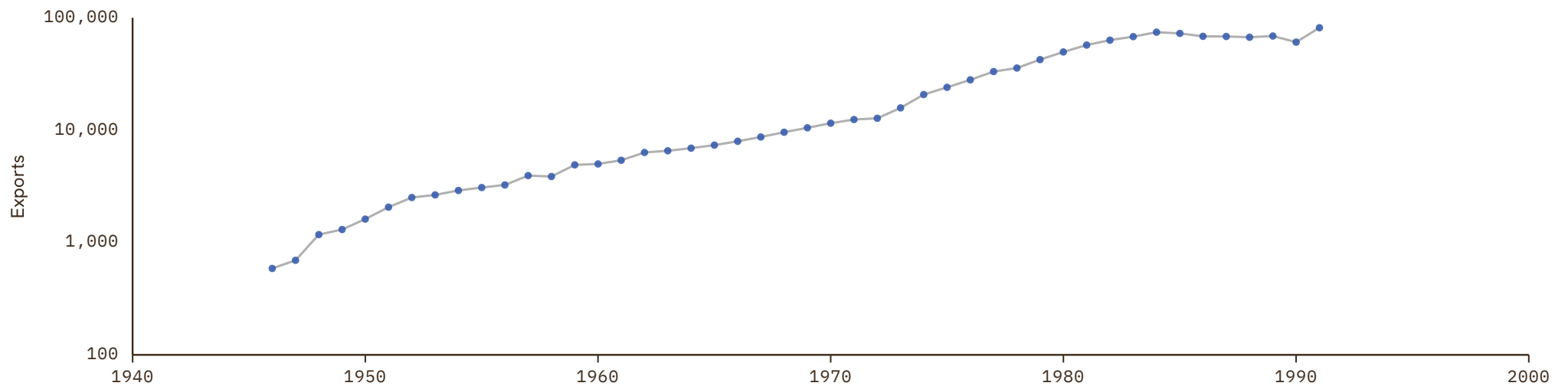
COVERAGE
1946–1991UNIT
millions of LC

1 Source composition

SOURCE	CODE	TIME SPAN	NOTES
Banushi et al. (2024)	COMECON	1946 - 1991	Ratio-spliced using overlapping data in 1992: (ratio = 100%).

2 Harmonised series

— GMD estimate ● COMECON



Spain

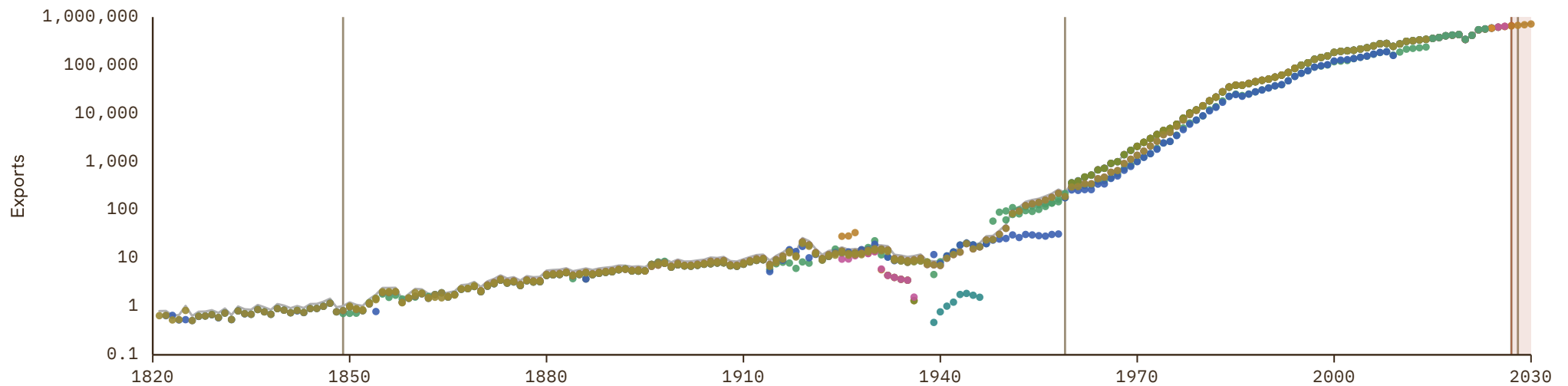
COVERAGE
1821-2030

UNIT
millions of LC

1 Source composition

SOURCE	CODE	TIME SPAN	NOTES
Federico et al. (2019)	Tena	1821 - 1849	Ratio-spliced using overlapping data in 1850: (ratio = 124.3%).
Banco de España (2024)	CS2 ESP	1850 - 1959	Ratio-spliced using overlapping data in 1960: (ratio = 119.8%).
OECD (2024)	OECD EO	1960 - 2026	Baseline source, overlaps with anchor year 2018.
AMECO forecast	AMECO forecast	2027 - 2027	Ratio-spliced using overlapping data in 2028: (ratio = 101.1%).
International Monetary Fund (2025) (forecasts)	IMF WEO forecast	2028 - 2030	Ratio-spliced using overlapping data in 2031: (ratio = 102.7%).

2 Harmonised series



Sri Lanka

COVERAGE
1827-2024

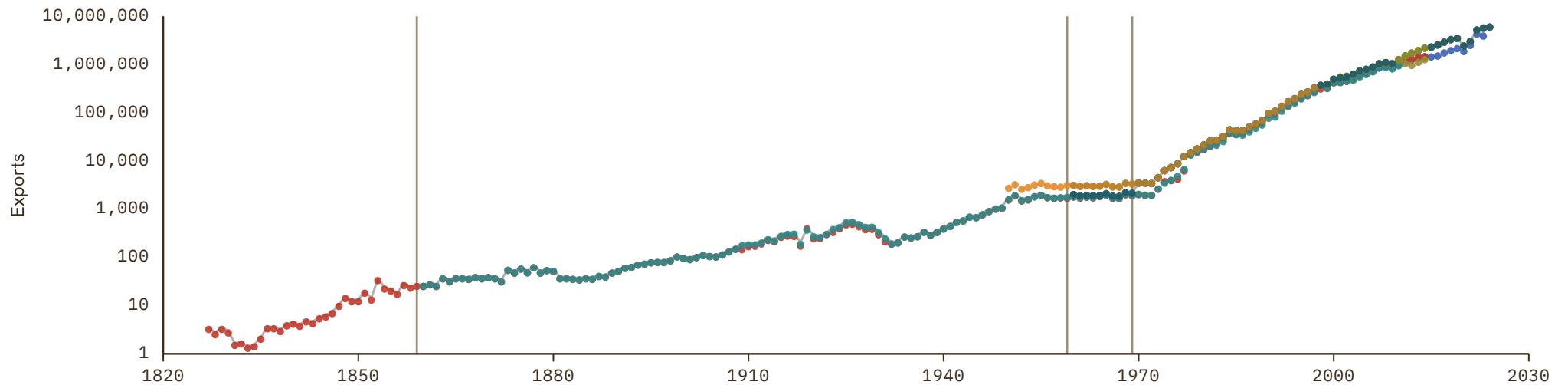
UNIT
millions of LC

1 Source composition

SOURCE	CODE	TIME SPAN	NOTES
Fouquin et al. (2016)	CEPII	1827 - 1859	Ratio-spliced using overlapping data in 1860: (ratio = 109.7%).
Brian Mitchell (2013)	Mitchell	1860 - 1959	Ratio-spliced using overlapping data in 1960: (ratio = 109.7%).
World Bank (2024)	WDI	1960 - 1969	Ratio-spliced using overlapping data in 1970: (ratio = 100%).
United Nations (2024)	UN	1970 - 2024	Baseline source, overlaps with anchor year 2018.

2 Harmonised series

— GMD estimate | Source change ● ADB ● CEPII ● IMF IFS ● IMF WEO forecast ● IMF WEO ● Mitchell ● PWT ● UN ● WDI ● WDI ARC



Sudan

COVERAGE
1907-2030

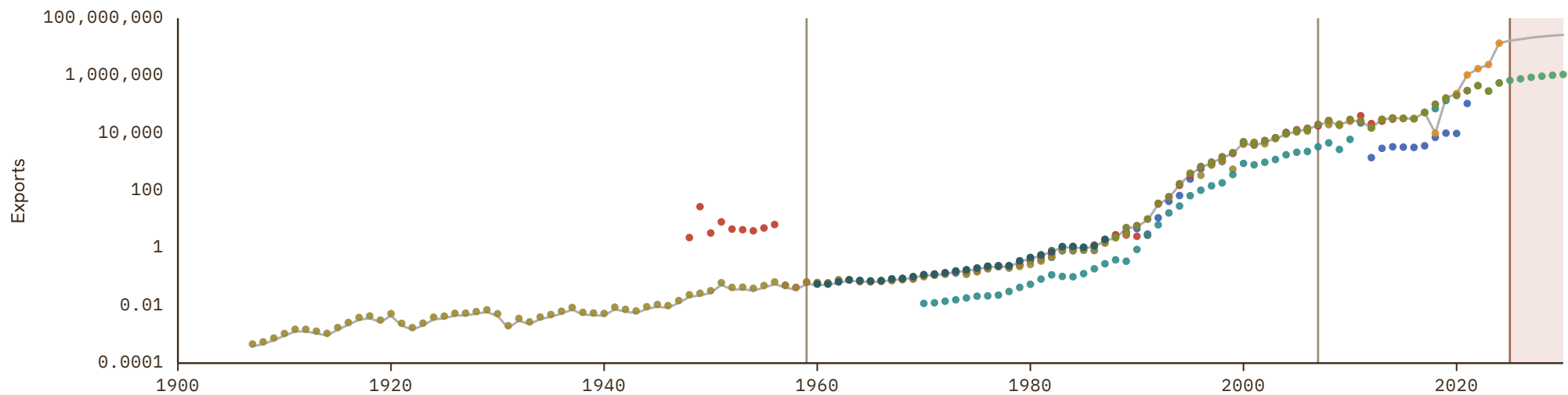
UNIT
millions of LC

1 Source composition

SOURCE	CODE	TIME SPAN	NOTES
Brian Mitchell (2013)	Mitchell	1907 - 1959	Ratio-spliced using overlapping data in 1960: (ratio = 83.8%).
World Bank (2024)	WDI	1960 - 2007	Ratio-spliced using overlapping data in 2008: (ratio = 92.5%).
United Nations (2024)	UN	2008 - 2024	Baseline source, overlaps with anchor year 2018.
International Monetary Fund (2025) (forecasts)	IMF WEO forecast	2025 - 2030	Ratio-spliced using overlapping data in 2031: (ratio = 2403.1%).

2 Harmonised series

GMD forecast
 GMD estimate
 Source change
● AMF
● CEPII
● IMF WEO forecast
● IMF WEO
● Mitchell
● PWT
● UN
● WDI
● WDI ARC



Suriname

COVERAGE
1850-2030

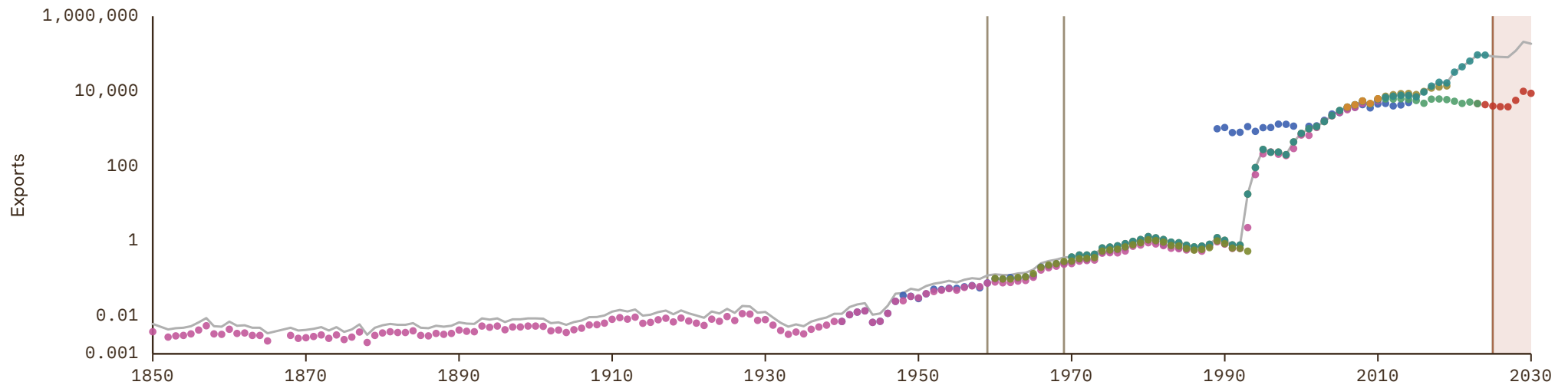
UNIT
millions of LC

1 Source composition

SOURCE	CODE	TIME SPAN	NOTES
Brian Mitchell (2013)	Mitchell	1850 - 1959	Ratio-spliced using overlapping data in 1960: (ratio = 160.3%).
World Bank (1999)	WDI ARC	1960 - 1969	Ratio-spliced using overlapping data in 1970: (ratio = 127.9%).
United Nations (2024)	UN	1970 - 2024	Baseline source, overlaps with anchor year 2018.
International Monetary Fund (2025) (forecasts)	IMF WEO forecast	2025 - 2030	Ratio-spliced using overlapping data in 2031: (ratio = 2100.1%).

2 Harmonised series

GMD forecast
 GMD estimate
 Source change
● CEPII
● IMF WEO forecast
● IMF WEO
● Mitchell
● PWT
● UN
● WDI
● WDI ARC



Sweden

COVERAGE
1800-2030

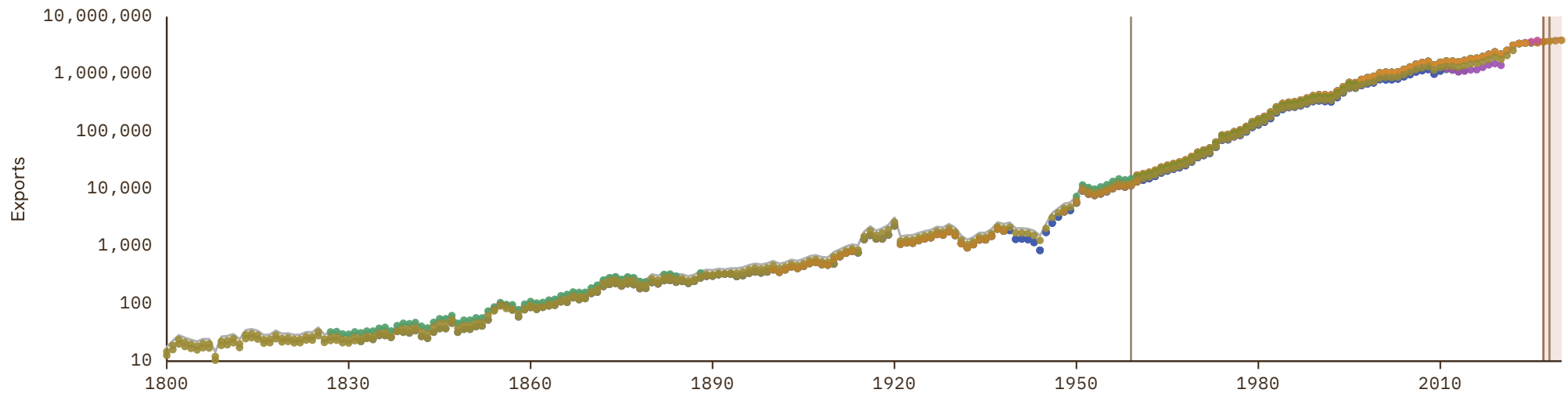
UNIT
millions of LC

1 Source composition

SOURCE	CODE	TIME SPAN	NOTES
Lobell (2025)	CS2 SWE	1800 - 1959	Ratio-spliced using overlapping data in 1960: (ratio = 120.3%).
OECD (2024)	OECD EO	1960 - 2026	Baseline source, overlaps with anchor year 2018.
AMECO forecast	AMECO forecast	2027 - 2027	Ratio-spliced using overlapping data in 2028: (ratio = 109.3%).
International Monetary Fund (2025) (forecasts)	IMF WEO forecast	2028 - 2030	Ratio-spliced using overlapping data in 2031: (ratio = 109.6%).

2 Harmonised series

- GMD forecast
- GMD estimate
- Source change
- AMECO
- AMECO forecast
- CEPII
- EUS
- FZ
- HFS
- IHD
- IHD 2
- IMF IFS
- IMF WEO forecast
- IMF WEO
- JST
- Mitchell
- OECD EO
- PWT
- TH ID
- Tena
- UN
- WDI
- WDI ARC
- CS2
- UN trade



Switzerland

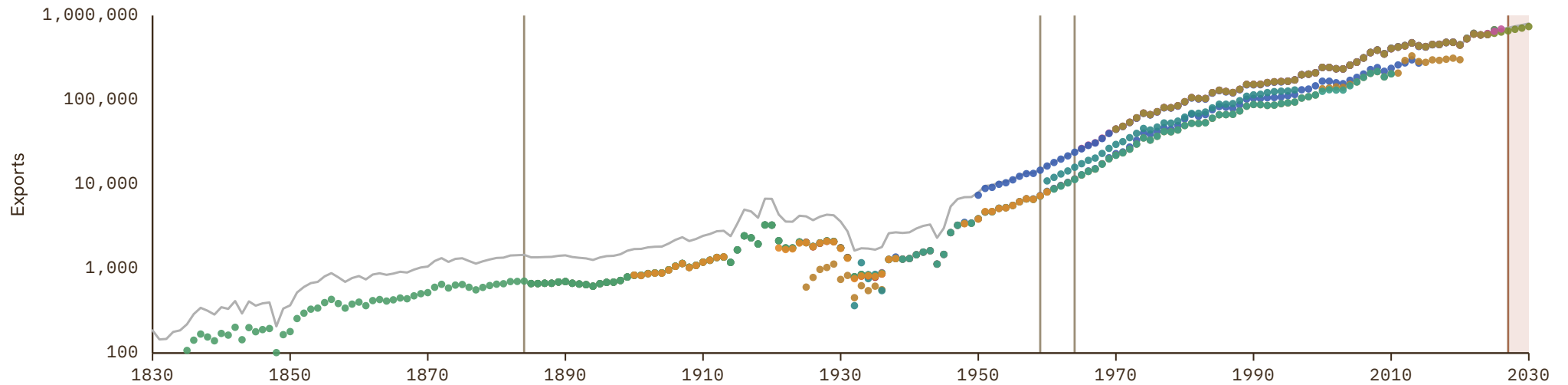
COVERAGE
1830-2030

UNIT
millions of LC

1 Source composition

SOURCE	CODE	TIME SPAN	NOTES
Federico et al. (2019)	Tena	1830 - 1884	Ratio-spliced using overlapping data in 1885: (ratio = 204.3%).
Jordá et al. (2017)	JST	1885 - 1959	Ratio-spliced using overlapping data in 1960: (ratio = 204.8%).
World Bank (1999)	WDI ARC	1960 - 1964	Ratio-spliced using overlapping data in 1965: (ratio = 152%).
OECD (2024)	OECD EO	1965 - 2026	Baseline source, overlaps with anchor year 2018.
International Monetary Fund (2025) (forecasts)	IMF WEO forecast	2027 - 2030	Ratio-spliced using overlapping data in 2031: (ratio = 108.6%).

2 Harmonised series



Syria

COVERAGE
1921-2024

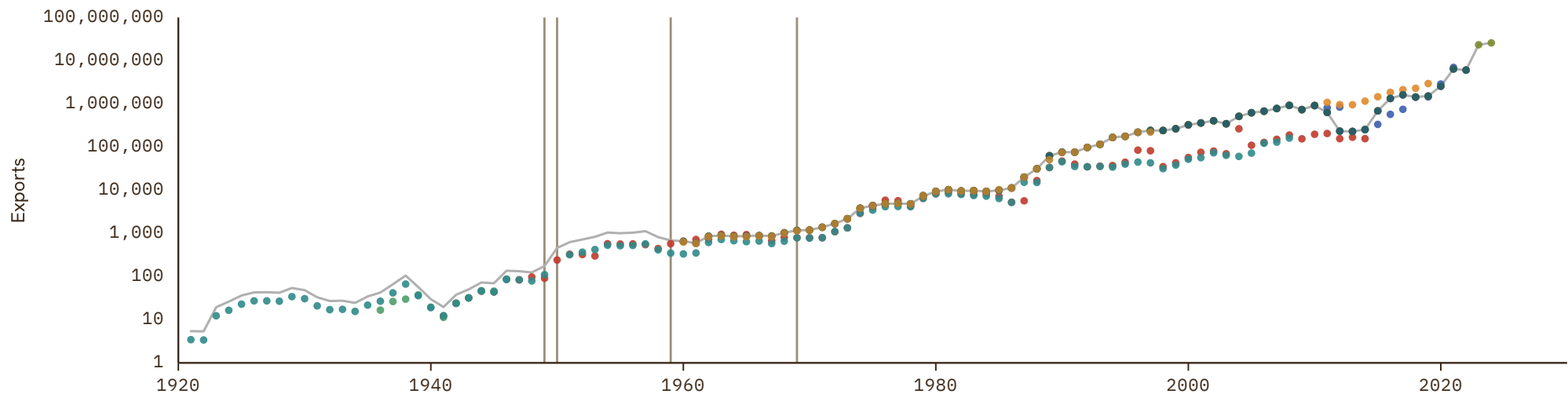
UNIT
millions of LC

1 Source composition

SOURCE	CODE	TIME SPAN	NOTES
Brian Mitchell (2013)	Mitchell	1921 - 1949	Ratio-spliced using overlapping data in 1950: (ratio = 157.9%).
Fouquin et al. (2016)	CEPII	1950 - 1950	Ratio-spliced using overlapping data in 1951: (ratio = 191.5%).
Brian Mitchell (2013)	Mitchell	1951 - 1959	Ratio-spliced using overlapping data in 1960: (ratio = 196.9%).
World Bank (2024)	WDI	1960 - 1969	Ratio-spliced using overlapping data in 1970: (ratio = 100%).
United Nations (2024)	UN	1970 - 2024	Baseline source, overlaps with anchor year 2018.

2 Harmonised series

— GMD estimate | Source change ● AMF ● CEPII ● HFS ● IMF WEO forecast ● IMF WEO ● Mitchell ● PWT ● UN ● WDI ● WDI ARC



Taiwan

COVERAGE
1891–2023

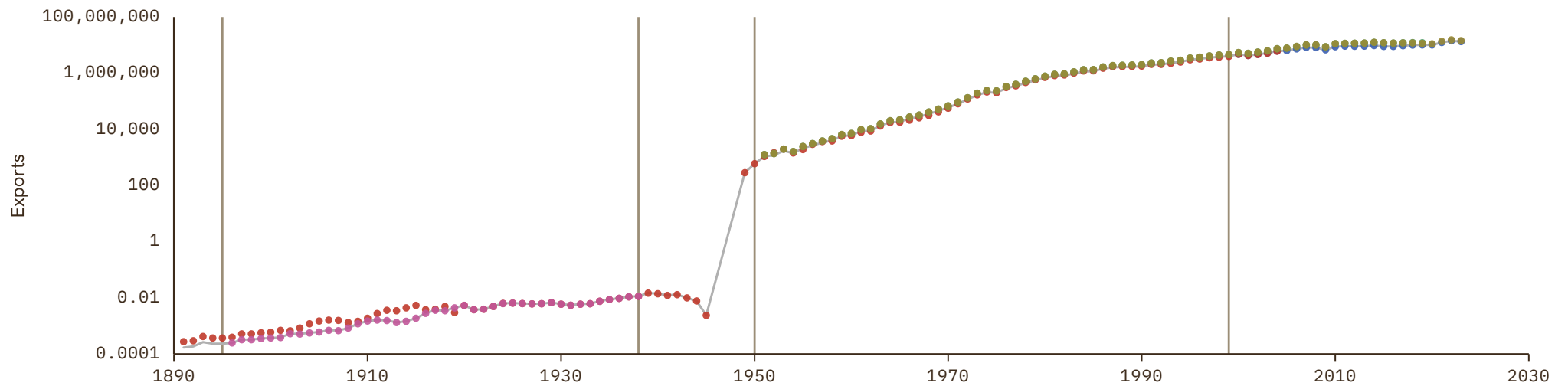
UNIT
millions of LC

1 Source composition

SOURCE	CODE	TIME SPAN	NOTES
Brian Mitchell (2013)	Mitchell	1891 - 1895	Ratio-spliced using overlapping data in 1896: (ratio = 62.7%).
Federico et al. (2019)	Tena	1896 - 1938	Ratio-spliced using overlapping data in 1939: (ratio = 100.7%).
Brian Mitchell (2013)	Mitchell	1939 - 1950	Ratio-spliced using overlapping data in 1951: (ratio = 100.7%).
Taiwan Statistical Office (2025)	CS2 TWN	1951 - 1999	Ratio-spliced using overlapping data in 2000: (ratio = 86.9%).
Asian Development Bank (2024)	ADB	2000 - 2023	Baseline source, overlaps with anchor year 2018.

2 Harmonised series

— GMD estimate | Source change ● ADB ● Mitchell ● PWT ● Tena ● CS2



Tajikistan

COVERAGE
1990–2028

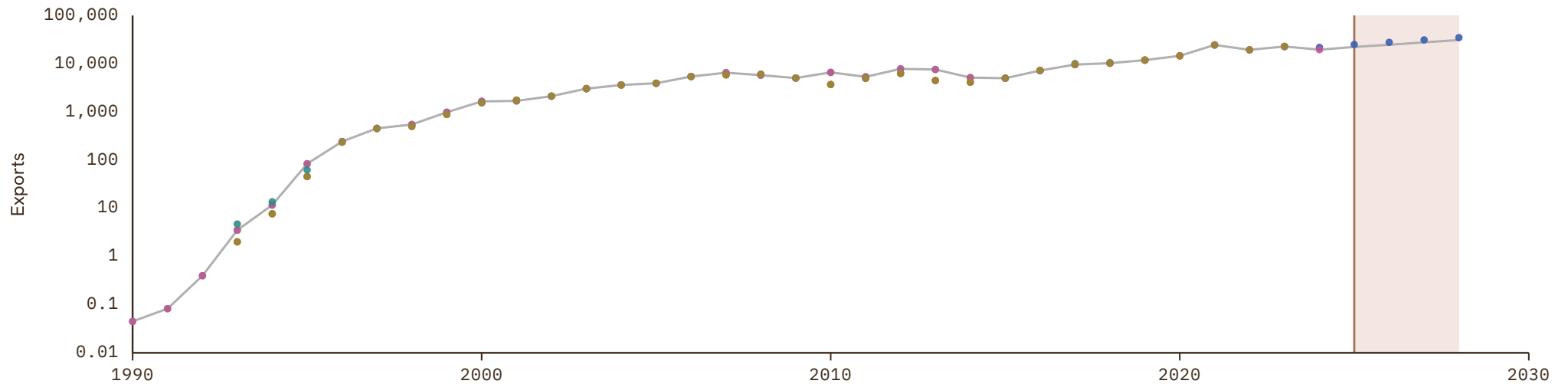
UNIT
millions of LC

1 Source composition

SOURCE	CODE	TIME SPAN	NOTES
United Nations (2024)	UN	1990 - 2024	Baseline source, overlaps with anchor year 2018.
International Monetary Fund (2025) (forecasts)	IMF WEO forecast	2025 - 2028	Ratio-spliced using overlapping data in 2029: (ratio = 89.3%).

2 Harmonised series

GMD forecast
 — GMD estimate
 | Source change
 ● IMF WEO forecast
 ● IMF WEO
 ● PWT
 ● UN
 ● WDI
 ● WDI ARC



Tanzania

COVERAGE
1892-2030

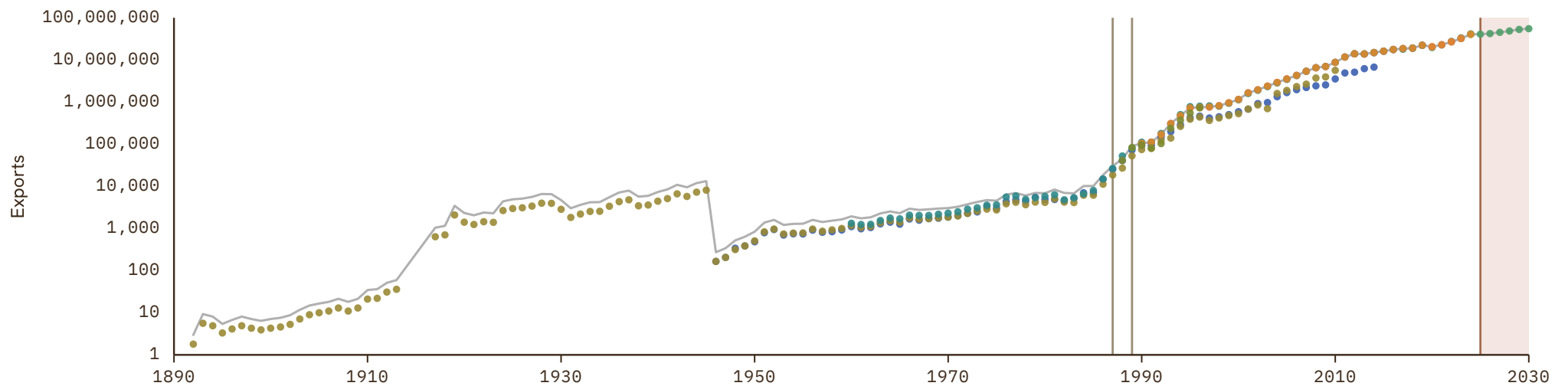
UNIT
millions of LC

1 Source composition

SOURCE	CODE	TIME SPAN	NOTES
Brian Mitchell (2013)	Mitchell	1892 - 1987	Ratio-spliced using overlapping data in 1988: (ratio = 165.1%).
World Bank (1999)	WDI ARC	1988 - 1989	Ratio-spliced using overlapping data in 1990: (ratio = 108.8%).
World Bank (2024)	WDI	1990 - 2024	Baseline source, overlaps with anchor year 2018.
International Monetary Fund (2025) (forecasts)	IMF WEO forecast	2025 - 2030	Ratio-spliced using overlapping data in 2031: (ratio = 100%).

2 Harmonised series

■ GMD forecast
 — GMD estimate
 Source change
 ● CEPII
 ● IMF IFS
 ● IMF WEO forecast
 ● IMF WEO
 ● Mitchell
 ● PWT
 ● WDI
 ● WDI ARC



Thailand

COVERAGE
1850-2030

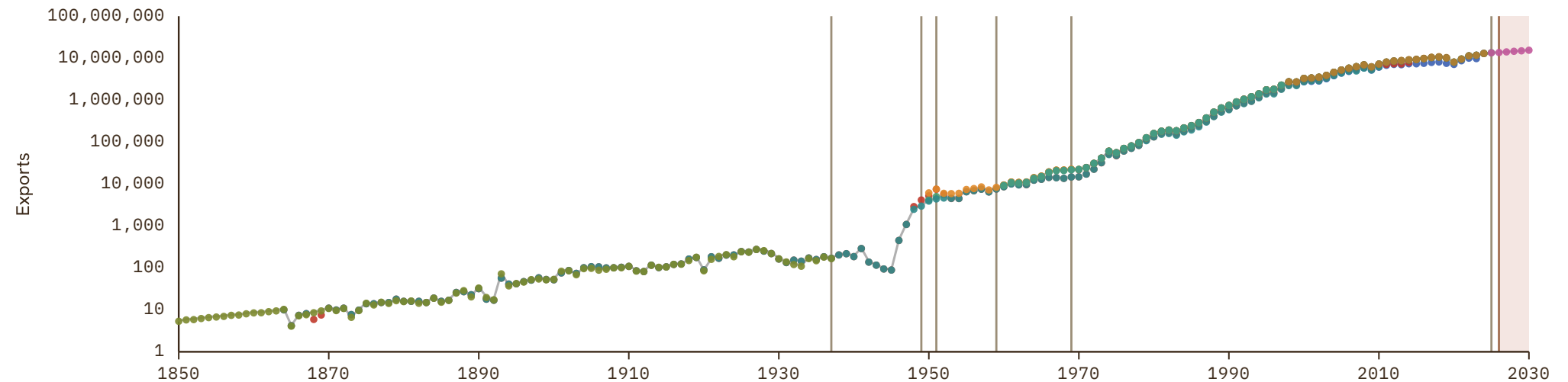
UNIT
millions of LC

1 Source composition

SOURCE	CODE	TIME SPAN	NOTES
Federico et al. (2019)	Tena	1850 - 1937	Ratio-spliced using overlapping data in 1938: (ratio = 104.6%).
Brian Mitchell (2013)	Mitchell	1938 - 1949	Ratio-spliced using overlapping data in 1950: (ratio = 103.5%).
International Monetary Fund (2025)	IMF IFS	1950 - 1951	Ratio-spliced using overlapping data in 1952: (ratio = 96.6%).
Brian Mitchell (2013)	Mitchell	1952 - 1959	Ratio-spliced using overlapping data in 1960: (ratio = 109.9%).
World Bank (2024)	WDI	1960 - 1969	Ratio-spliced using overlapping data in 1970: (ratio = 100.3%).
United Nations (2024)	UN	1970 - 2024	Baseline source, overlaps with anchor year 2018.
International Monetary Fund (2025)	IMF IFS	2025 - 2025	Ratio-spliced using overlapping data in 2026: (ratio = 100%).
International Monetary Fund (2025) (forecasts)	IMF WEO forecast	2026 - 2030	Ratio-spliced using overlapping data in 2031: (ratio = 100.7%).

2 Harmonised series

■ GMD forecast
 — GMD estimate
 | Source change
 ● ADB
 ● CEPII
 ● IMF IFS
 ● IMF WEO forecast
 ● IMF WEO
 ● Mitchell
 ● PWT
 ● Tena
 ● UN
 ● WDI
 ● WDI ARC



Timor-Leste

COVERAGE
1934-2024

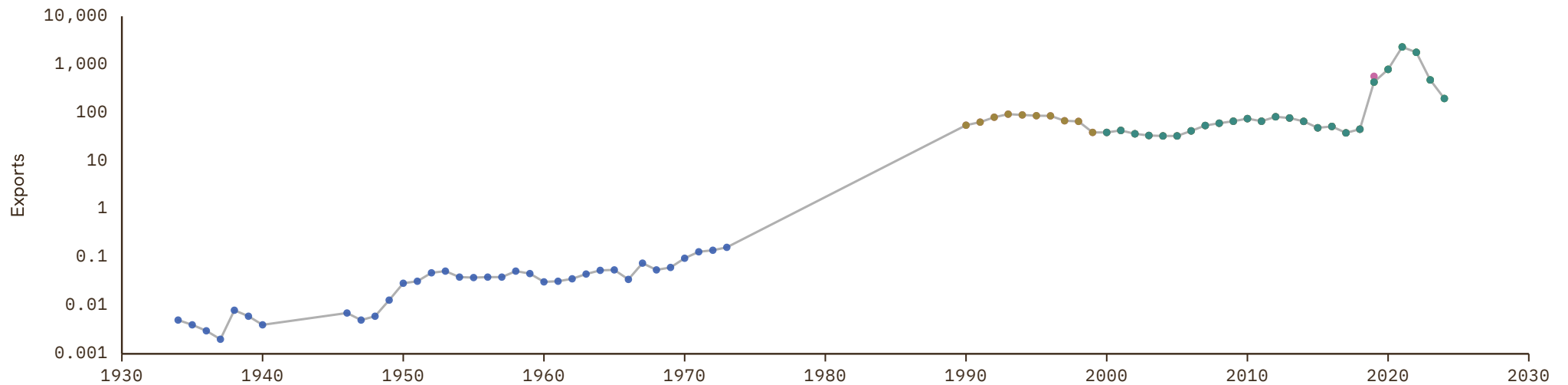
UNIT
millions of LC

1 Source composition

SOURCE	CODE	TIME SPAN	NOTES
Schuler (2015)	HFS	1934 - 1989	Ratio-spliced using overlapping data in 1990: (ratio = 100%).
United Nations (2024)	UN	1990 - 2024	Baseline source, overlaps with anchor year 2018.

2 Harmonised series

— GMD estimate ● HFS ● IMF IFS ● IMF WEO ● PWT ● UN ● WDI



Togo

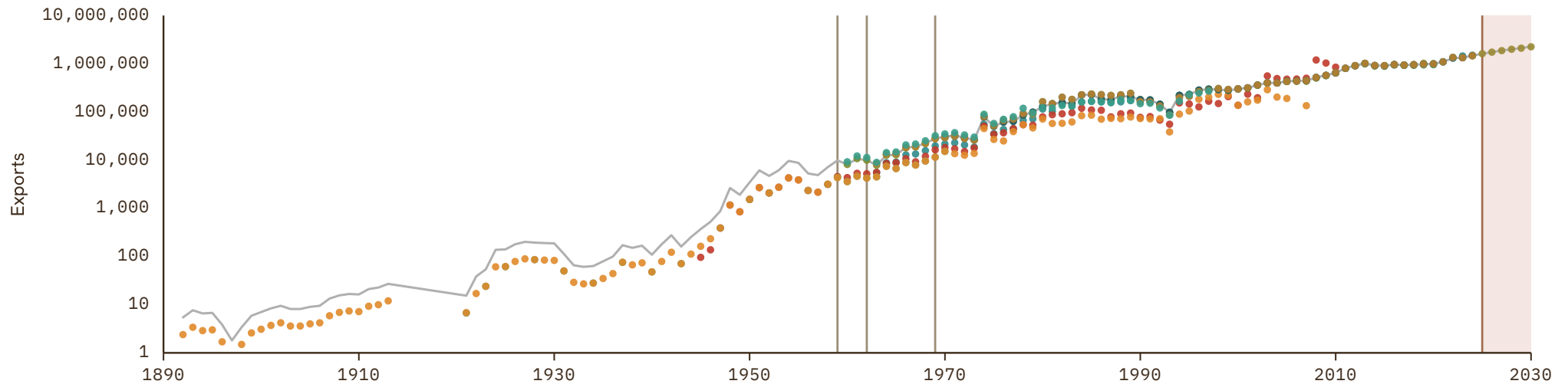
COVERAGE
1892-2030

UNIT
millions of LC

1 Source composition

SOURCE	CODE	TIME SPAN	NOTES
Brian Mitchell (2013)	Mitchell	1892 - 1959	Ratio-spliced using overlapping data in 1960: (ratio = 226%).
World Bank (1999)	WDI ARC	1960 - 1962	Ratio-spliced using overlapping data in 1963: (ratio = 87.7%).
BCEAO (2024)	BCEAO	1963 - 1969	Ratio-spliced using overlapping data in 1970: (ratio = 142.2%).
United Nations (2024)	UN	1970 - 2024	Baseline source, overlaps with anchor year 2018.
International Monetary Fund (2025) (forecasts)	IMF WEO forecast	2025 - 2030	Ratio-spliced using overlapping data in 2031: (ratio = 100.2%).

2 Harmonised series



Trinidad and Tobago

COVERAGE
1832–2024

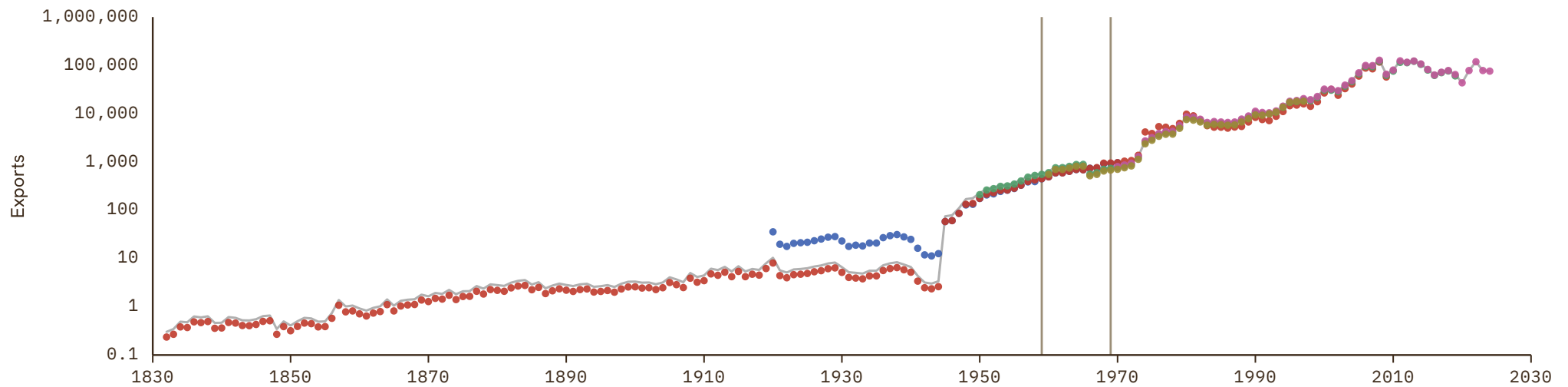
UNIT
millions of LC

1 Source composition

SOURCE	CODE	TIME SPAN	NOTES
Brian Mitchell (2013)	Mitchell	1832 - 1959	Ratio-spliced using overlapping data in 1960: (ratio = 128.4%).
World Bank (1999)	WDI ARC	1960 - 1969	Ratio-spliced using overlapping data in 1970: (ratio = 114.3%).
United Nations (2024)	UN	1970 - 2024	Baseline source, overlaps with anchor year 2018.

2 Harmonised series

— GMD estimate | Source change ● CEPII ● Mitchell ● PWT ● UN ● WDI ARC



Tunisia

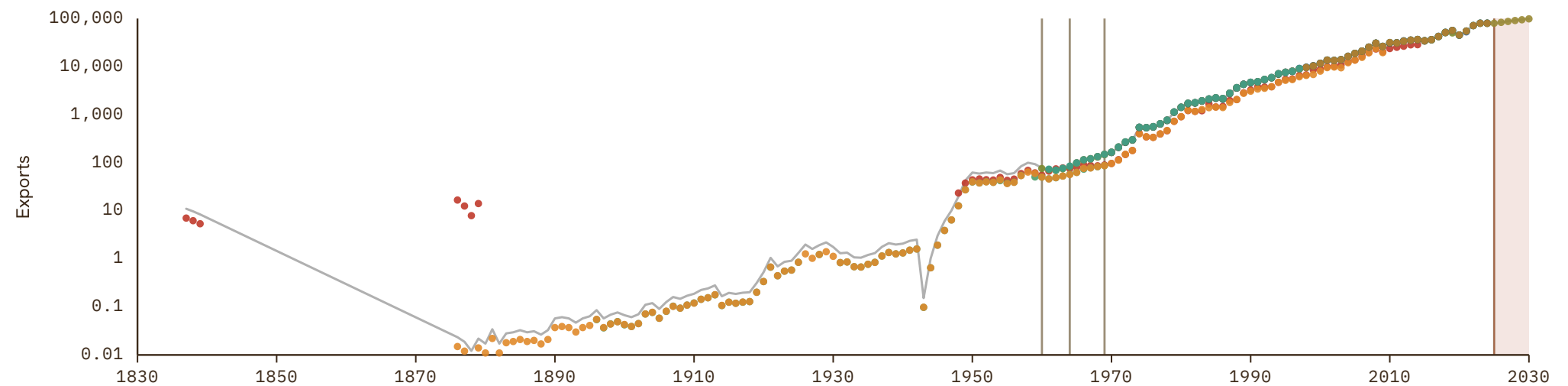
COVERAGE
1837-2030

UNIT
millions of LC

1 Source composition

SOURCE	CODE	TIME SPAN	NOTES
Fouquin et al. (2016)	CEPII	1837 - 1875	Ratio-spliced using overlapping data in 1876: (ratio = 156.1%).
Brian Mitchell (2013)	Mitchell	1876 - 1960	Ratio-spliced using overlapping data in 1961: (ratio = 156.1%).
World Bank (1999)	WDI ARC	1961 - 1964	Ratio-spliced using overlapping data in 1965: (ratio = 98.1%).
World Bank (2024)	WDI	1965 - 1969	Ratio-spliced using overlapping data in 1970: (ratio = 98.1%).
United Nations (2024)	UN	1970 - 2024	Baseline source, overlaps with anchor year 2018.
International Monetary Fund (2025) (forecasts)	IMF WEO forecast	2025 - 2030	Ratio-spliced using overlapping data in 2031: (ratio = 100.8%).

2 Harmonised series



Turkey

COVERAGE
1830-2030

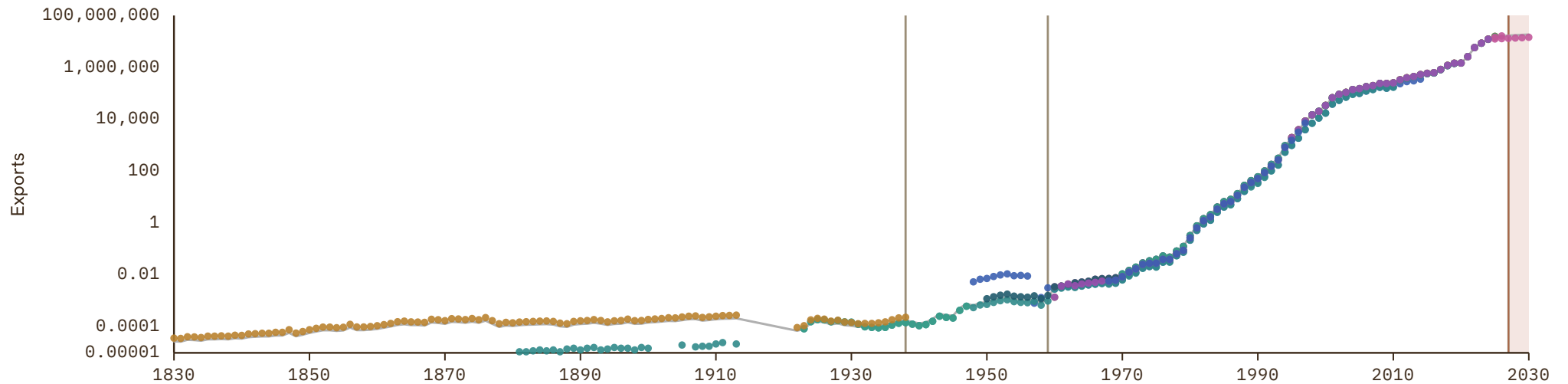
UNIT
millions of LC

1 Source composition

SOURCE	CODE	TIME SPAN	NOTES
Federico et al. (2019)	Tena	1830 - 1938	Ratio-spliced using overlapping data in 1939: (ratio = 75.4%).
Brian Mitchell (2013)	Mitchell	1939 - 1959	Ratio-spliced using overlapping data in 1960: (ratio = 122.3%).
OECD (2024)	OECD EO	1960 - 2026	Baseline source, overlaps with anchor year 2018.
International Monetary Fund (2025) (forecasts)	IMF WEO forecast	2027 - 2030	Ratio-spliced using overlapping data in 2031: (ratio = 128.7%).

2 Harmonised series

- GMD forecast
- GMD estimate
- Source change
- CEPII
- EUS
- IMF IFS
- IMF WEO forecast
- IMF WEO
- Mitchell
- NBS
- OECD EO
- PWT
- Tena
- UN
- WDI
- WDI ARC



Turkmenistan

COVERAGE
1990-2030

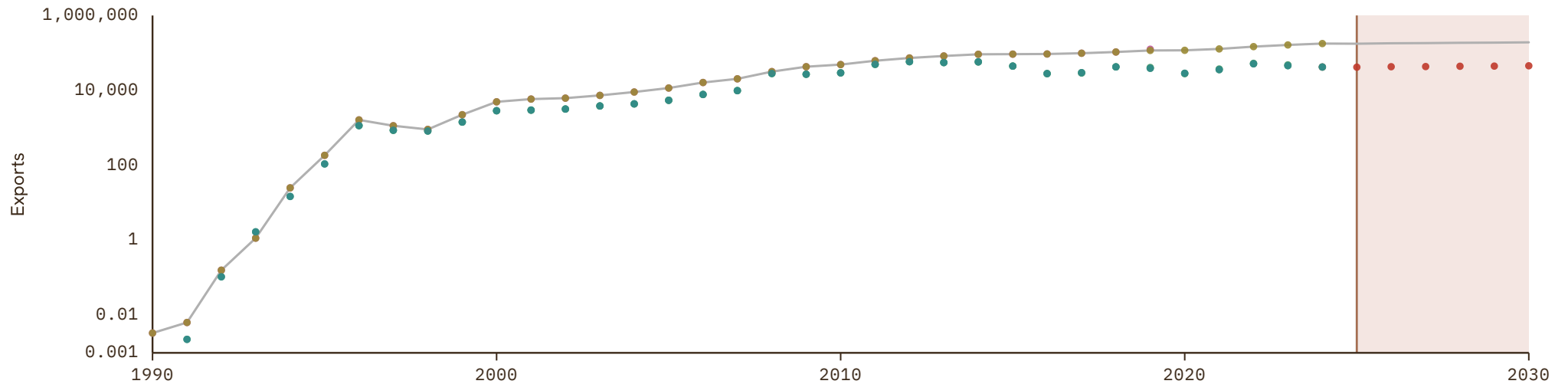
UNIT
millions of LC

1 Source composition

SOURCE	CODE	TIME SPAN	NOTES
United Nations (2024)	UN	1990 - 2024	Baseline source, overlaps with anchor year 2018.
International Monetary Fund (2025) (forecasts)	IMF WEO forecast	2025 - 2030	Ratio-spliced using overlapping data in 2031: (ratio = 422.4%).

2 Harmonised series

GMD forecast
 — GMD estimate
 | Source change
 ● IMF IFS
 ● IMF WEO forecast
 ● IMF WEO
 ● PWT
 ● UN
 ● WDI



Uganda

COVERAGE
1902-2030

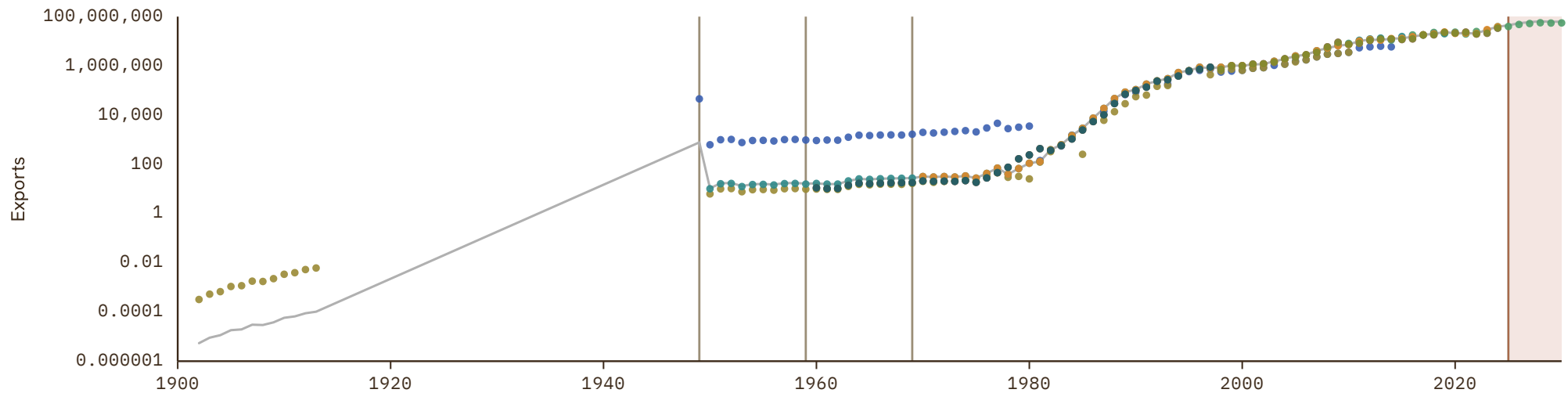
UNIT
millions of LC

1 Source composition

SOURCE	CODE	TIME SPAN	NOTES
Brian Mitchell (2013)	Mitchell	1902 - 1948	Ratio-spliced using overlapping data in 1949: (ratio = 1.7%).
Fouquin et al. (2016)	CEPII	1949 - 1949	Ratio-spliced using overlapping data in 1950: (ratio = 1.7%).
Brian Mitchell (2013)	Mitchell	1950 - 1959	Ratio-spliced using overlapping data in 1960: (ratio = 169.3%).
World Bank (2024)	WDI	1960 - 1969	Ratio-spliced using overlapping data in 1970: (ratio = 152.3%).
United Nations (2024)	UN	1970 - 2024	Baseline source, overlaps with anchor year 2018.
International Monetary Fund (2025) (forecasts)	IMF WEO forecast	2025 - 2030	Ratio-spliced using overlapping data in 2031: (ratio = 113%).

2 Harmonised series

█ GMD forecast
 █ GMD estimate
 | Source change
 ● CEPII
 ● IMF IFS
 ● IMF WEO forecast
 ● IMF WEO
 ● Mitchell
 ● PWT
 ● UN
 ● WDI
 ● WDI ARC



Ukraine

COVERAGE
1989-2030

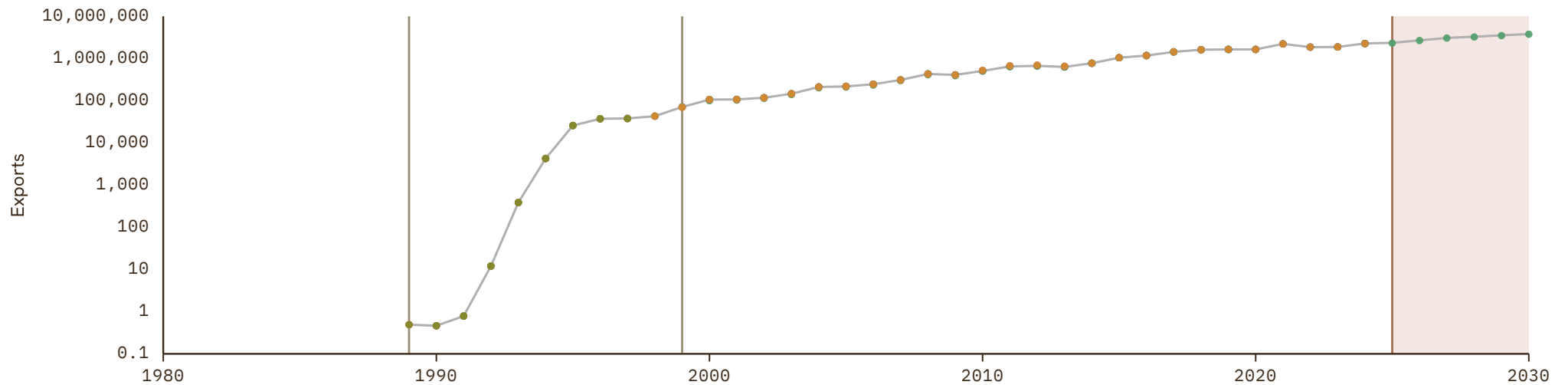
UNIT
millions of LC

1 Source composition

SOURCE	CODE	TIME SPAN	NOTES
World Bank (2024)	WDI	1989 - 1989	Ratio-spliced using overlapping data in 1990: (ratio = 100%).
United Nations (2024)	UN	1990 - 1999	Ratio-spliced using overlapping data in 2000: (ratio = 100%).
Eurostat (2025)	EUS	2000 - 2024	Baseline source, overlaps with anchor year 2018.
International Monetary Fund (2025) (forecasts)	IMF WEO forecast	2025 - 2030	Ratio-spliced using overlapping data in 2031: (ratio = 100.9%).

2 Harmonised series

GMD forecast
 — GMD estimate
 | Source change
 ● EUS
 ● IMF IFS
 ● IMF WEO forecast
 ● IMF WEO
 ● PWT
 ● UN
 ● WDI
 ● WDI ARC



United Arab Emirates

COVERAGE
1969-2030

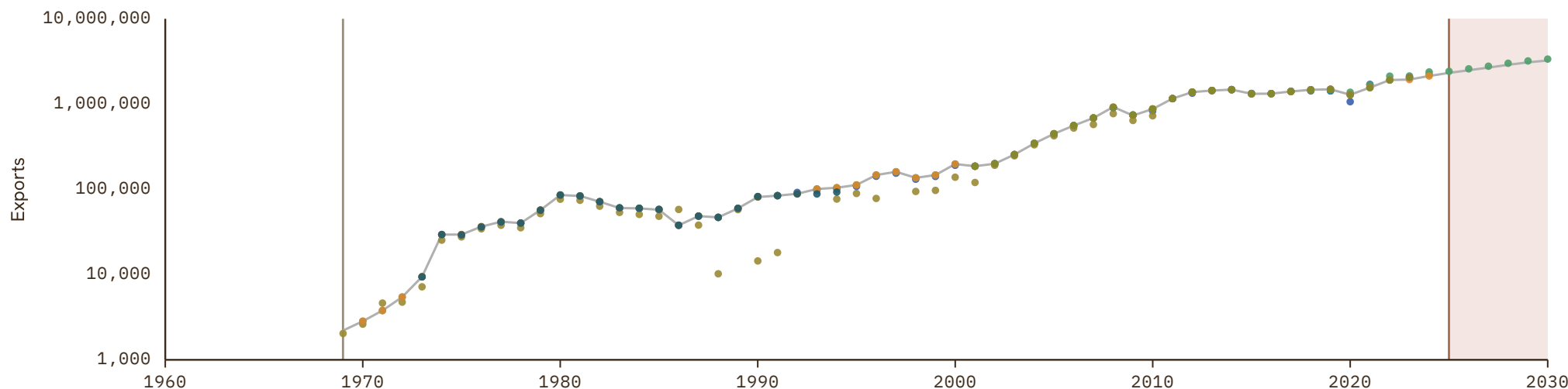
UNIT
millions of LC

1 Source composition

SOURCE	CODE	TIME SPAN	NOTES
Brian Mitchell (2013)	Mitchell	1969 - 1969	Ratio-spliced using overlapping data in 1970: (ratio = 108.4%).
United Nations (2024)	UN	1970 - 2024	Baseline source, overlaps with anchor year 2018.
International Monetary Fund (2025) (forecasts)	IMF WEO forecast	2025 - 2030	Ratio-spliced using overlapping data in 2031: (ratio = 96.1%).

2 Harmonised series

GMD forecast
 — GMD estimate
 | Source change
 ● AMF
 ● IMF IFS
 ● IMF WEO forecast
 ● IMF WEO
 ● Mitchell
 ● PWT
 ● UN
 ● WDI
 ● WDI ARC



United Kingdom

COVERAGE
1280–2030

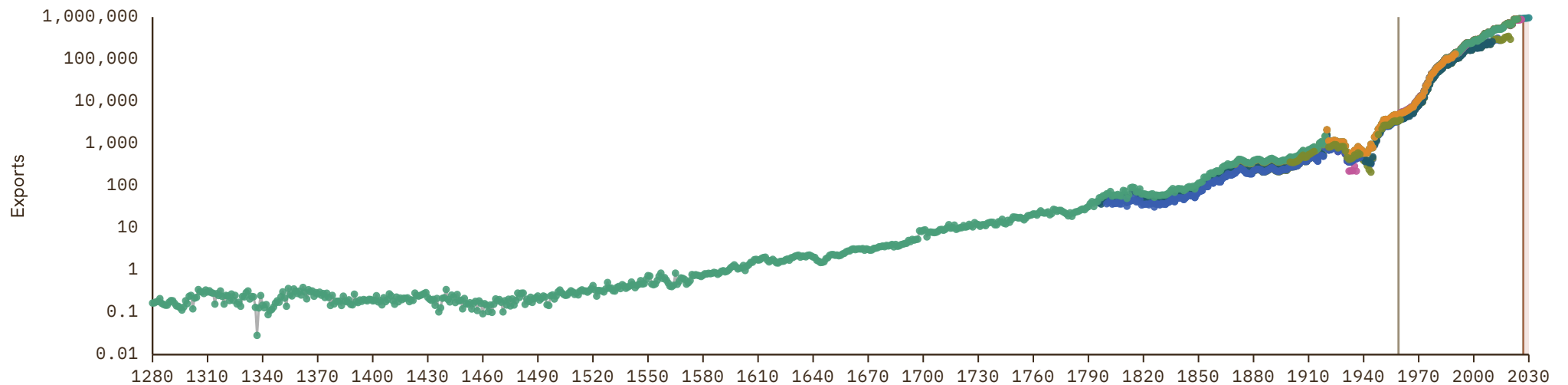
UNIT
millions of LC

1 Source composition

SOURCE	CODE	TIME SPAN	NOTES
Thomas et al. (2010)	CS1 GBR	1280 - 1959	Ratio-spliced using overlapping data in 1960: (ratio = 102.5%).
OECD (2024)	OECD EO	1960 - 2026	Baseline source, overlaps with anchor year 2018.
International Monetary Fund (2025) (forecasts)	IMF WEO forecast	2027 - 2030	Ratio-spliced using overlapping data in 2031: (ratio = 95.6%).

2 Harmonised series

- GMD forecast
- GMD estimate
- Source change
- CEPII
- FZ
- IHD
- IHD 2
- IMF IFS
- IMF WEO forecast
- IMF WEO
- JST
- Mitchell
- OECD EO
- PWT
- TH ID
- Tena
- UN
- WDI
- WDI ARC
- CS3
- CS1
- CS4
- UN trade



United States

COVERAGE
1800-2030

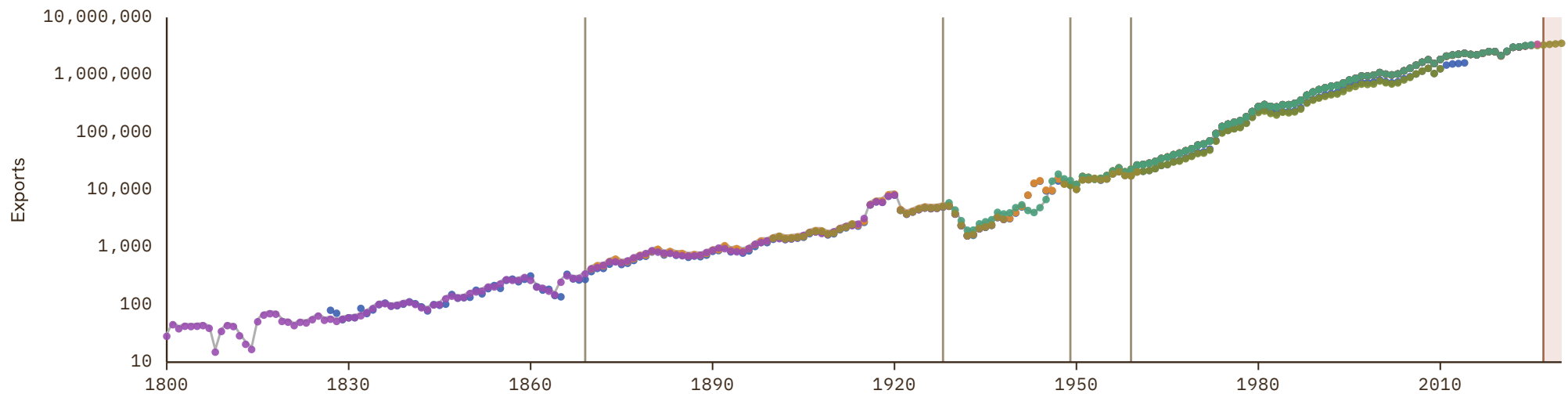
UNIT
millions of LC

1 Source composition

SOURCE	CODE	TIME SPAN	NOTES
Federico et al. (2019)	Tena	1800 - 1869	Ratio-spliced using overlapping data in 1870: (ratio = 110.5%).
Jordá et al. (2017)	JST	1870 - 1928	Ratio-spliced using overlapping data in 1929: (ratio = 111.6%).
Fed. Reserve Bank of St. Louis (2024)	CS1 USA	1929 - 1949	Ratio-spliced using overlapping data in 1950: (ratio = 100%).
International Monetary Fund (2025)	IMF IFS	1950 - 1959	Ratio-spliced using overlapping data in 1960: (ratio = 100%).
OECD (2024)	OECD EO	1960 - 2026	Baseline source, overlaps with anchor year 2018.
International Monetary Fund (2025) (forecasts)	IMF WEO forecast	2027 - 2030	Ratio-spliced using overlapping data in 2031: (ratio = 105.2%).

2 Harmonised series

- GMD forecast
- GMD estimate
- Source change
- CEPII
- IHD
- IHD 2
- IMF IFS
- IMF WEO forecast
- IMF WEO
- JST
- Mitchell
- OECD EO
- PWT
- TH ID
- Tena
- UN
- WDI
- WDI ARC
- CS1
- UN trade



Uruguay

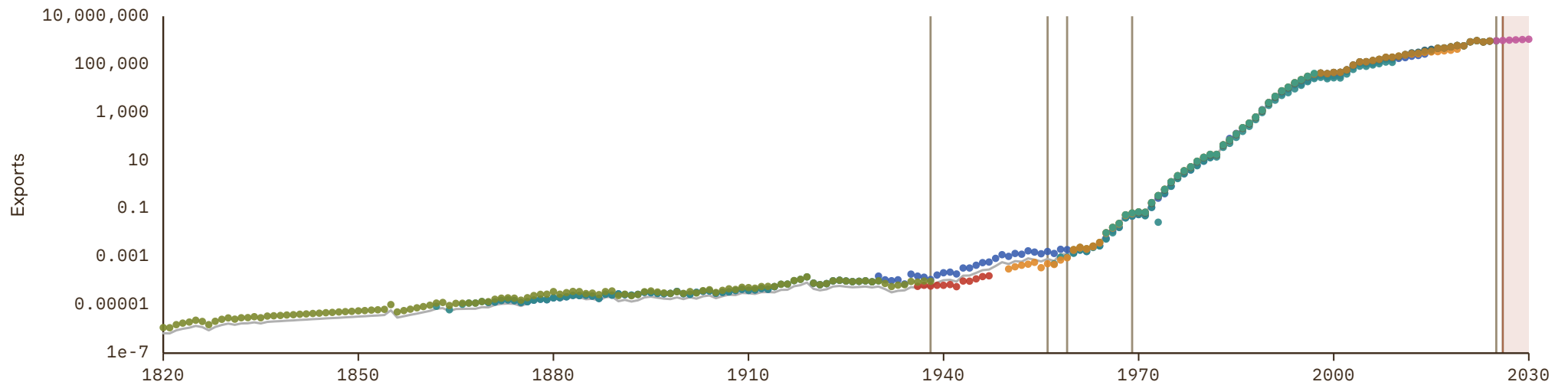
COVERAGE
1820–2030

UNIT
millions of LC

1 Source composition

SOURCE	CODE	TIME SPAN	NOTES
Federico et al. (2019)	Tena	1820 - 1938	Ratio-spliced using overlapping data in 1939: (ratio = 58.1%).
Fouquin et al. (2016)	CEPII	1939 - 1956	Ratio-spliced using overlapping data in 1957: (ratio = 48.5%).
Brian Mitchell (2013)	Mitchell	1957 - 1959	Ratio-spliced using overlapping data in 1960: (ratio = 132.2%).
World Bank (2024)	WDI	1960 - 1969	Ratio-spliced using overlapping data in 1970: (ratio = 93.8%).
United Nations (2024)	UN	1970 - 2024	Baseline source, overlaps with anchor year 2018.
International Monetary Fund (2025)	IMF IFS	2025 - 2025	Ratio-spliced using overlapping data in 2026: (ratio = 100.2%).
International Monetary Fund (2025) (forecasts)	IMF WEO forecast	2026 - 2030	Ratio-spliced using overlapping data in 2031: (ratio = 100%).

2 Harmonised series



Uzbekistan

COVERAGE
1990-2030

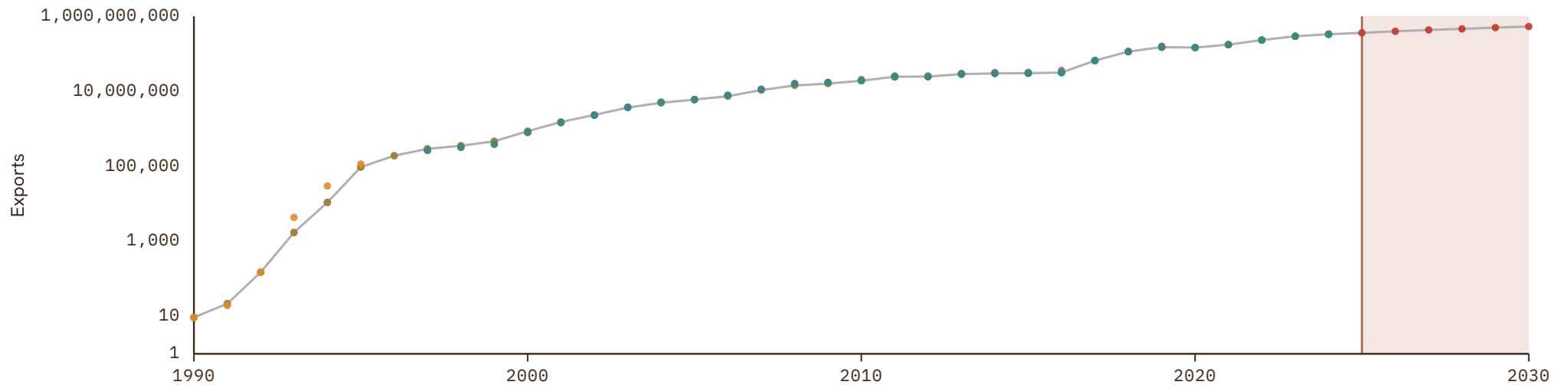
UNIT
millions of LC

1 Source composition

SOURCE	CODE	TIME SPAN	NOTES
United Nations (2024)	UN	1990 - 2024	Baseline source, overlaps with anchor year 2018.
International Monetary Fund (2025) (forecasts)	IMF WEO forecast	2025 - 2030	Ratio-spliced using overlapping data in 2031: (ratio = 100%).

2 Harmonised series

GMD forecast
 — GMD estimate
 | Source change
 ● IMF IFS
 ● IMF WEO forecast
 ● IMF WEO
 ● PWT
 ● UN
 ● WDI
 ● WDI ARC



Venezuela

COVERAGE
1820-2026

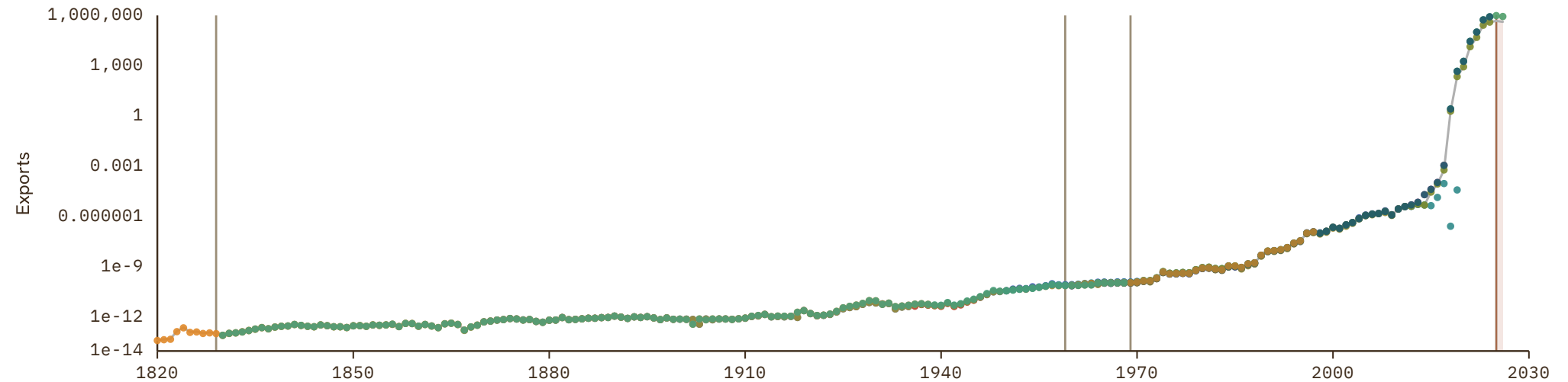
UNIT
millions of LC

1 Source composition

SOURCE	CODE	TIME SPAN	NOTES
Federico et al. (2019)	Tena	1820 - 1829	Ratio-spliced using overlapping data in 1830: (ratio = 105.4%).
Baptista (1997)	CS1 VEN	1830 - 1959	Ratio-spliced using overlapping data in 1960: (ratio = 105.2%).
World Bank (2024)	WDI	1960 - 1969	Ratio-spliced using overlapping data in 1970: (ratio = 107.5%).
United Nations (2024)	UN	1970 - 2024	Baseline source, overlaps with anchor year 2018.
International Monetary Fund (2025) (forecasts)	IMF WEO forecast	2025 - 2026	Ratio-spliced using overlapping data in 2027: (ratio = 47.8%).

2 Harmonised series

■ GMD forecast
 — GMD estimate
 | Source change
 ● CEPII
 ● HFS
 ● IMF WEO forecast
 ● IMF WEO
 ● Mitchell
 ● PWT
 ● Tena
 ● UN
 ● WDI
 ● WDI ARC
 ● CS1



Vietnam

COVERAGE
1953–2030

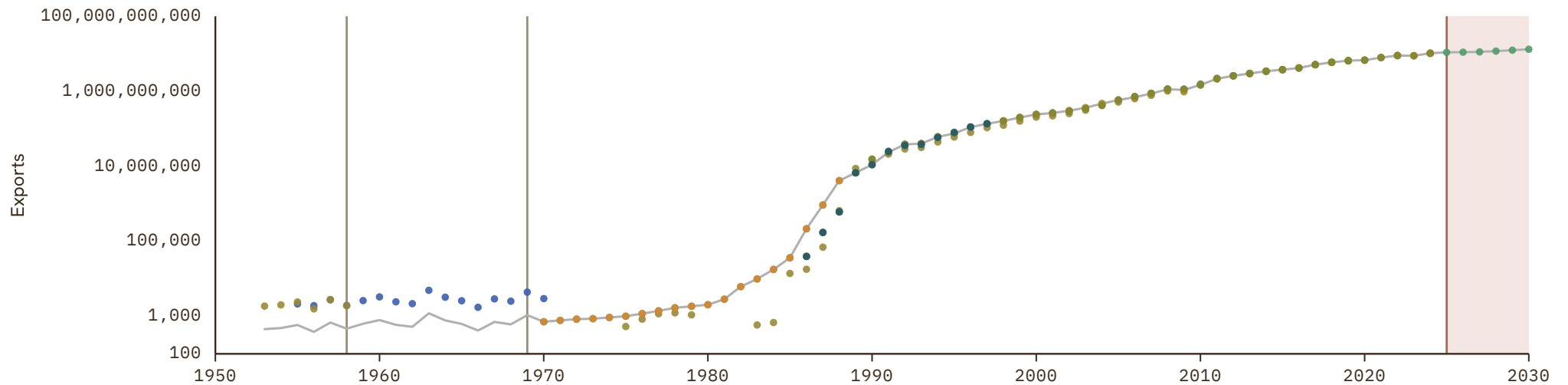
UNIT
millions of LC

1 Source composition

SOURCE	CODE	TIME SPAN	NOTES
Brian Mitchell (2013)	Mitchell	1953 - 1958	Ratio-spliced using overlapping data in 1959: (ratio = 24.3%).
Fouquin et al. (2016)	CEPII	1959 - 1969	Ratio-spliced using overlapping data in 1970: (ratio = 24.2%).
United Nations (2024)	UN	1970 - 2024	Baseline source, overlaps with anchor year 2018.
International Monetary Fund (2025) (forecasts)	IMF WEO forecast	2025 - 2030	Ratio-spliced using overlapping data in 2031: (ratio = 100%).

2 Harmonised series

■ GMD forecast
 — GMD estimate
 Source change
 ● CEPII
 ● IMF IFS
 ● IMF WEO forecast
 ● IMF WEO
 ● Mitchell
 ● PWT
 ● UN
 ● WDI
 ● WDI ARC



Yemen

COVERAGE
1964–2030

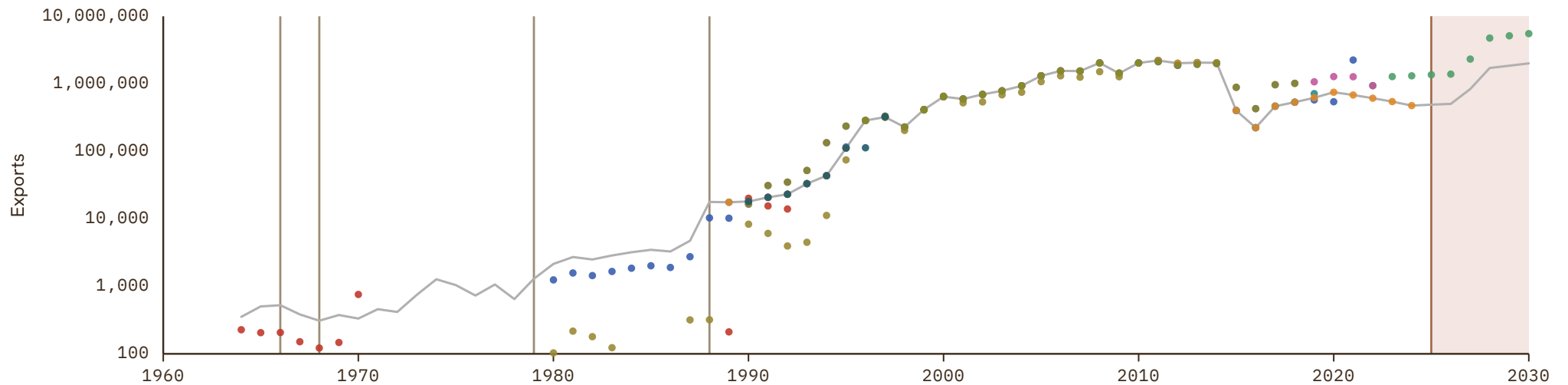
UNIT
millions of LC

1 Source composition

SOURCE	CODE	TIME SPAN	NOTES
Brian Mitchell (2013)	Mitchell	1964 - 1966	Ratio-spliced using overlapping data in 1967: (ratio = 7195.1%).
Fouquin et al. (2016)	CEPII	1967 - 1968	Ratio-spliced using overlapping data in 1969: (ratio = 254.3%).
Brian Mitchell (2013)	Mitchell	1969 - 1979	Ratio-spliced using overlapping data in 1980: (ratio = 2086.5%).
Arab Monetary Fund (2024)	AMF	1980 - 1988	Ratio-spliced using overlapping data in 1989: (ratio = 172.5%).
United Nations (2024)	UN	1989 - 2024	Baseline source, overlaps with anchor year 2018.
International Monetary Fund (2025) (forecasts)	IMF WEO forecast	2025 - 2030	Ratio-spliced using overlapping data in 2031: (ratio = 36.1%).

2 Harmonised series

GMD forecast
 — GMD estimate
 | Source change
 ● AMF
 ● CEPII
 ● IMF WEO forecast
 ● IMF WEO
 ● Mitchell
 ● PWT
 ● UN
 ● WDI
 ● WDI ARC



Yugoslavia

COVERAGE
1948-1991

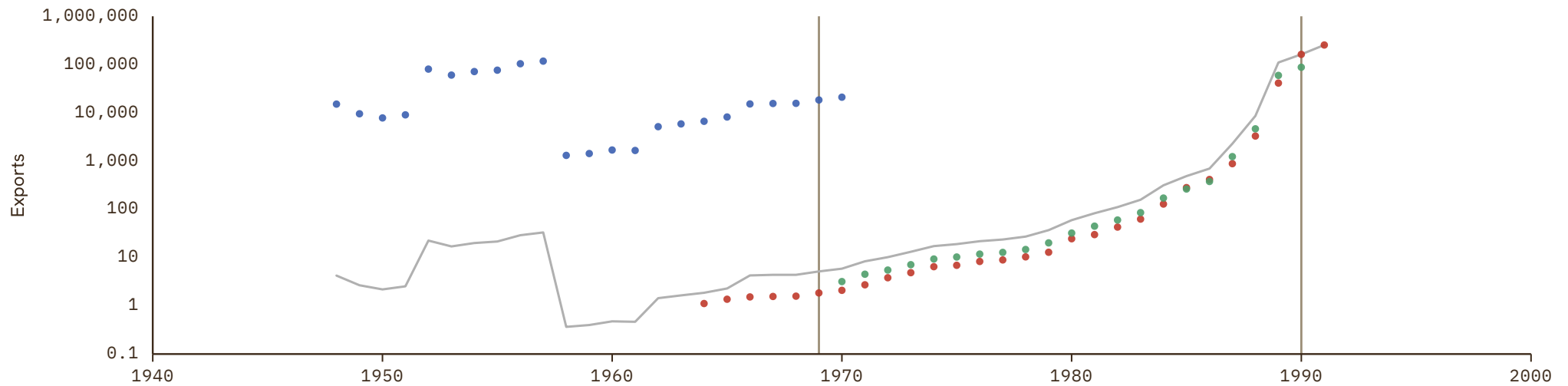
UNIT
millions of LC

1 Source composition

SOURCE	CODE	TIME SPAN	NOTES
Fouquin et al. (2016)	CEPII	1948 - 1969	Ratio-spliced using overlapping data in 1970: (ratio = 0%).
United Nations (2024)	UN	1970 - 1990	Ratio-spliced using overlapping data in 1991: (ratio = 184.8%).
Banushi et al. (2024)	COMECON	1991 - 1991	Ratio-spliced using overlapping data in 1992: (ratio = 100%).

2 Harmonised series

— GMD estimate | Source change ● CEPII ● COMECON ● UN



Zambia

COVERAGE
1907-2030

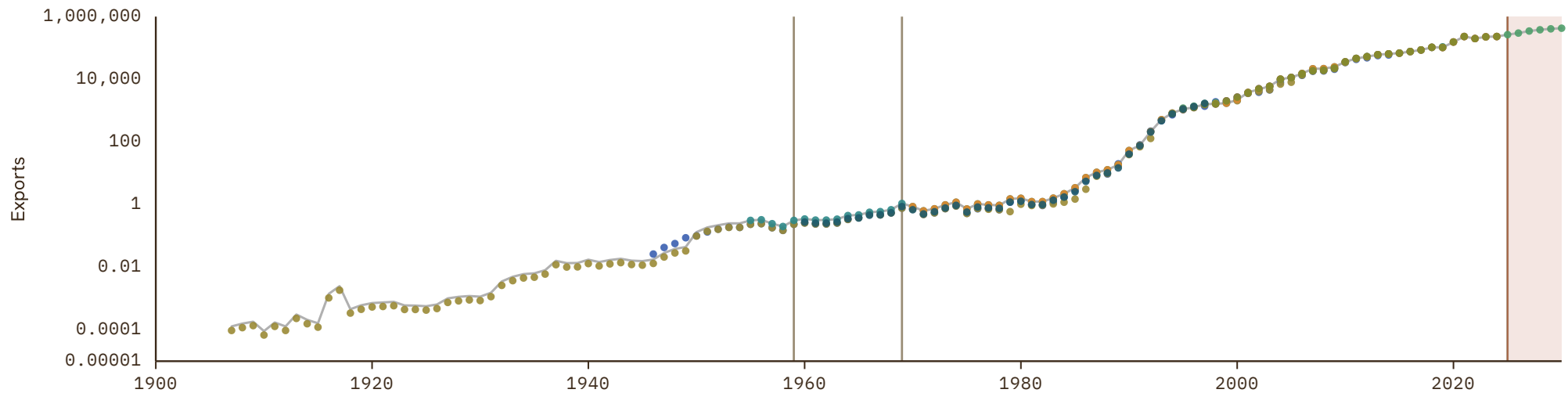
UNIT
millions of LC

1 Source composition

SOURCE	CODE	TIME SPAN	NOTES
Brian Mitchell (2013)	Mitchell	1907 - 1959	Ratio-spliced using overlapping data in 1960: (ratio = 133.8%).
World Bank (1999)	WDI ARC	1960 - 1969	Ratio-spliced using overlapping data in 1970: (ratio = 125.3%).
United Nations (2024)	UN	1970 - 2024	Baseline source, overlaps with anchor year 2018.
International Monetary Fund (2025) (forecasts)	IMF WEO forecast	2025 - 2030	Ratio-spliced using overlapping data in 2031: (ratio = 100%).

2 Harmonised series

■ GMD forecast
 — GMD estimate
 Source change
 ● CEPII
 ● IMF IFS
 ● IMF WEO forecast
 ● IMF WEO
 ● Mitchell
 ● PWT
 ● UN
 ● WDI
 ● WDI ARC



Zimbabwe

COVERAGE
1945–2024

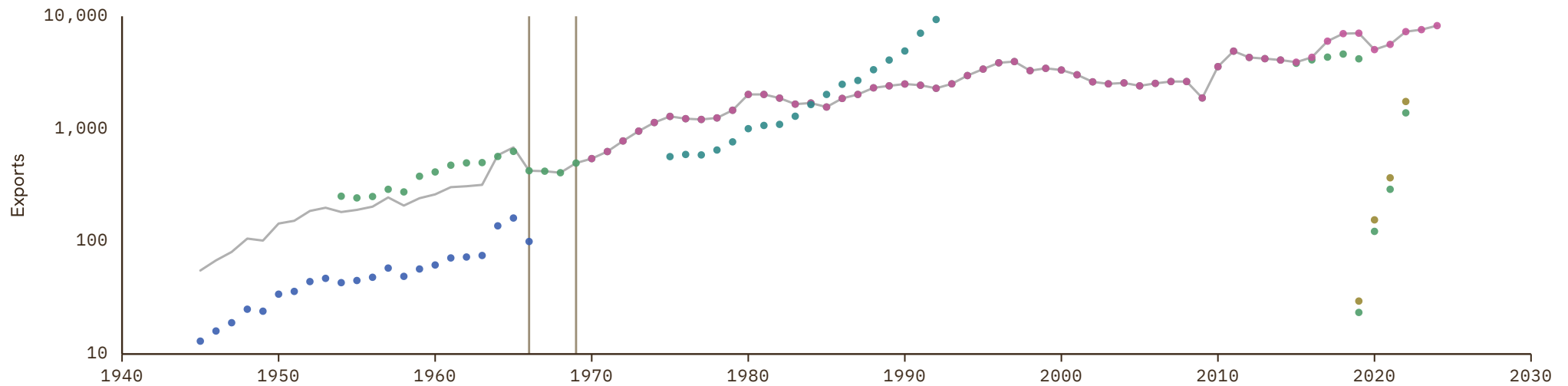
UNIT
millions of LC

1 Source composition

SOURCE	CODE	TIME SPAN	NOTES
Fouquin et al. (2016)	CEPII	1945 - 1966	Ratio-spliced using overlapping data in 1967: (ratio = 424.5%).
Feenstra et al. (2015)	PWT	1967 - 1969	Ratio-spliced using overlapping data in 1970: (ratio = 100%).
United Nations (2024)	UN	1970 - 2024	Baseline source, overlaps with anchor year 2018.

2 Harmonised series

— GMD estimate | Source change ● CEPII ● IMF IFS ● PWT ● UN ● WDI ● WDI ARC



American Samoa

COVERAGE
2002-2022

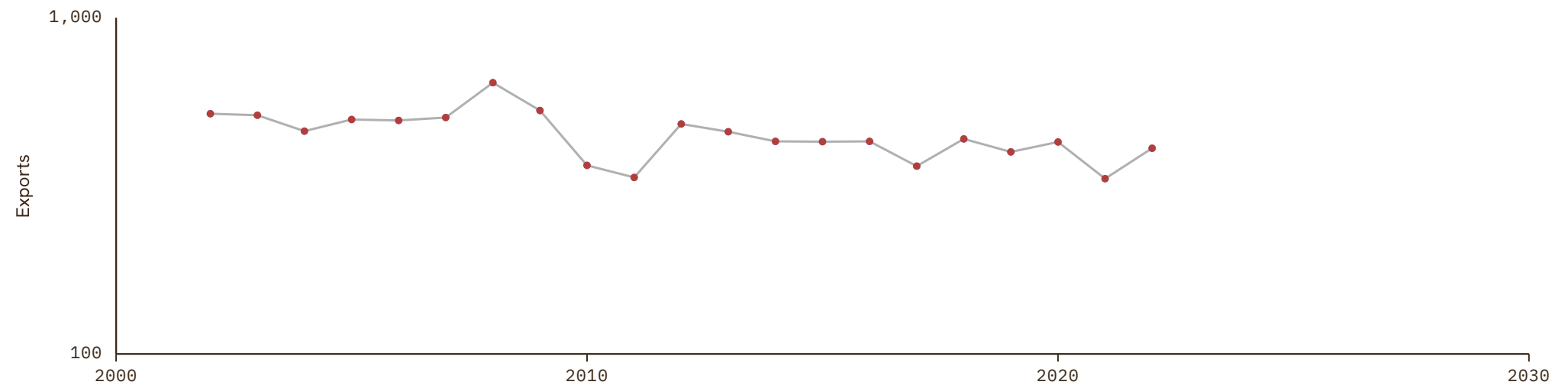
UNIT
millions of LC

1 Source composition

SOURCE	CODE	TIME SPAN	NOTES
World Bank (2024)	WDI	2002 - 2022	Baseline source, overlaps with anchor year 2018.

2 Harmonised series

— GMD estimate ● IMF WEO ● WDI



Andorra

COVERAGE
1970-2024

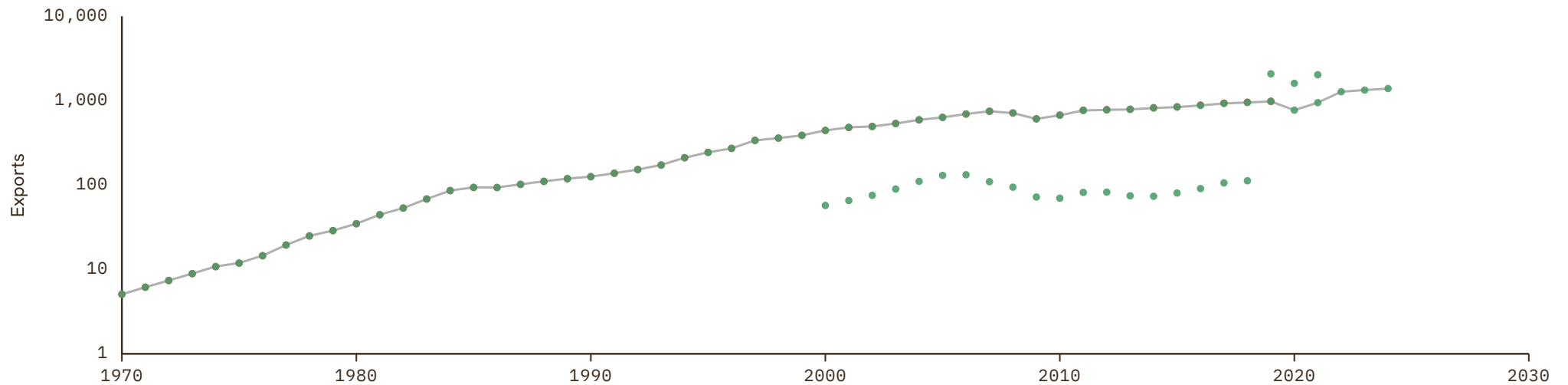
UNIT
millions of LC

1 Source composition

SOURCE	CODE	TIME SPAN	NOTES
United Nations (2024)	UN	1970 - 2024	Baseline source, overlaps with anchor year 2018.

2 Harmonised series

— GMD estimate ● IMF IFS ● PWT ● UN



Anguilla

COVERAGE
1970-2024

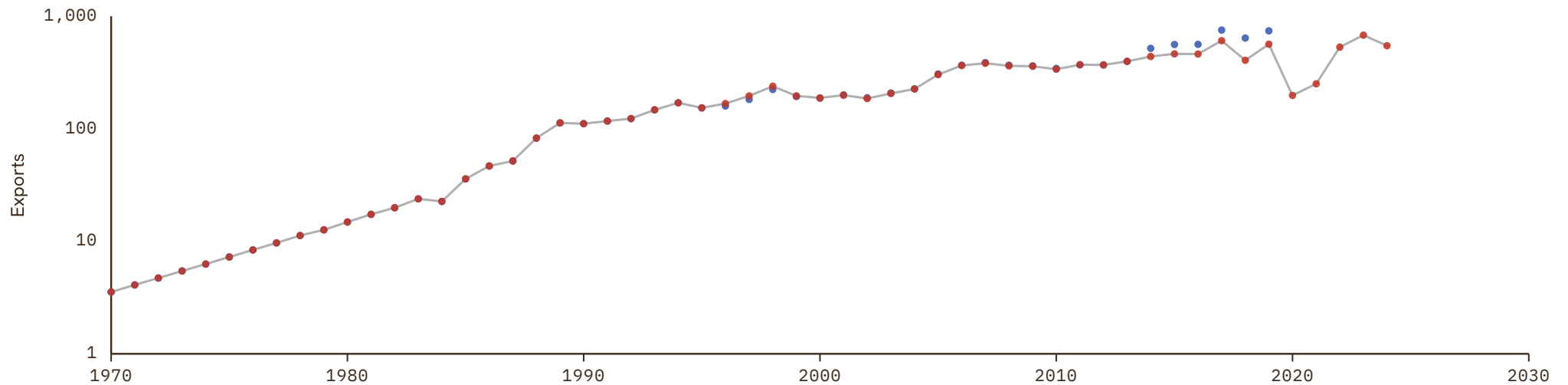
UNIT
millions of LC

1 Source composition

SOURCE	CODE	TIME SPAN	NOTES
United Nations (2024)	UN	1970 - 2024	Baseline source, overlaps with anchor year 2018.

2 Harmonised series

— GMD estimate ● PWT ● UN



Antigua and Barbuda

COVERAGE
1970-2030

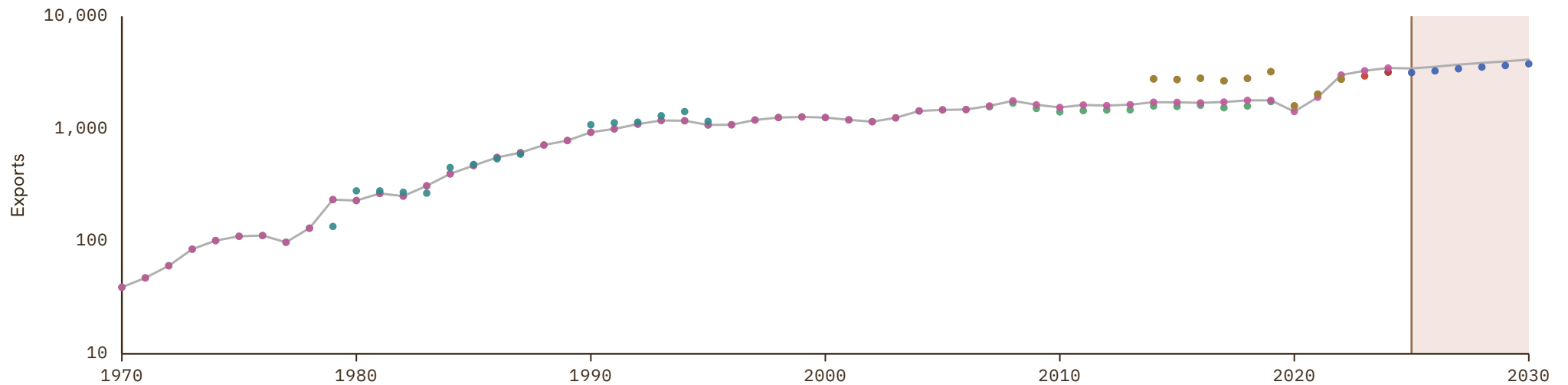
UNIT
millions of LC

1 Source composition

SOURCE	CODE	TIME SPAN	NOTES
United Nations (2024)	UN	1970 - 2024	Baseline source, overlaps with anchor year 2018.
International Monetary Fund (2025) (forecasts)	IMF WEO forecast	2025 - 2030	Ratio-spliced using overlapping data in 2031: (ratio = 108.9%).

2 Harmonised series

GMD forecast
 — GMD estimate
 | Source change
 ● IMF WEO forecast
 ● IMF WEO
 ● PWT
 ● UN
 ● WDI
 ● WDI ARC



Aruba

COVERAGE
1970-2024

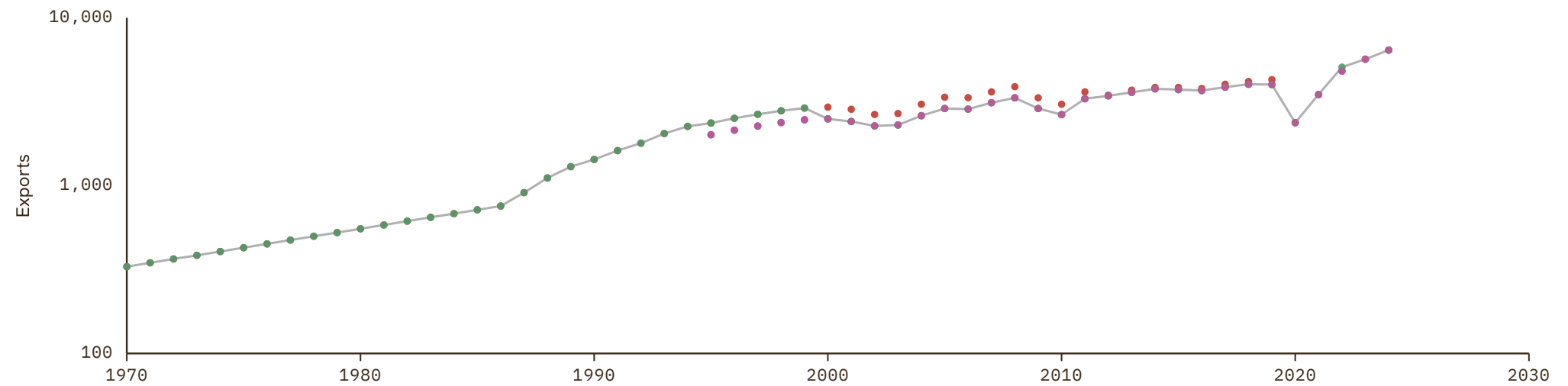
UNIT
millions of LC

1 Source composition

SOURCE	CODE	TIME SPAN	NOTES
United Nations (2024)	UN	1970 - 2024	Baseline source, overlaps with anchor year 2018.

2 Harmonised series

— GMD estimate ● IMF WEO ● PWT ● UN ● WDI



British Virgin Islands

COVERAGE
1970-2024

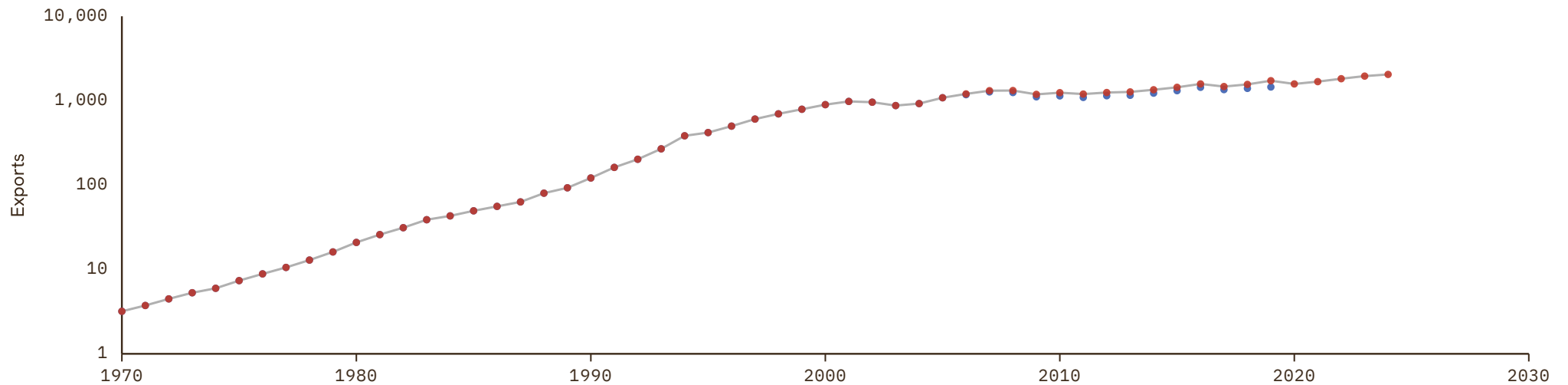
UNIT
millions of LC

1 Source composition

SOURCE	CODE	TIME SPAN	NOTES
United Nations (2024)	UN	1970 - 2024	Baseline source, overlaps with anchor year 2018.

2 Harmonised series

— GMD estimate ● PWT ● UN



Cayman Islands

COVERAGE
1970-2024

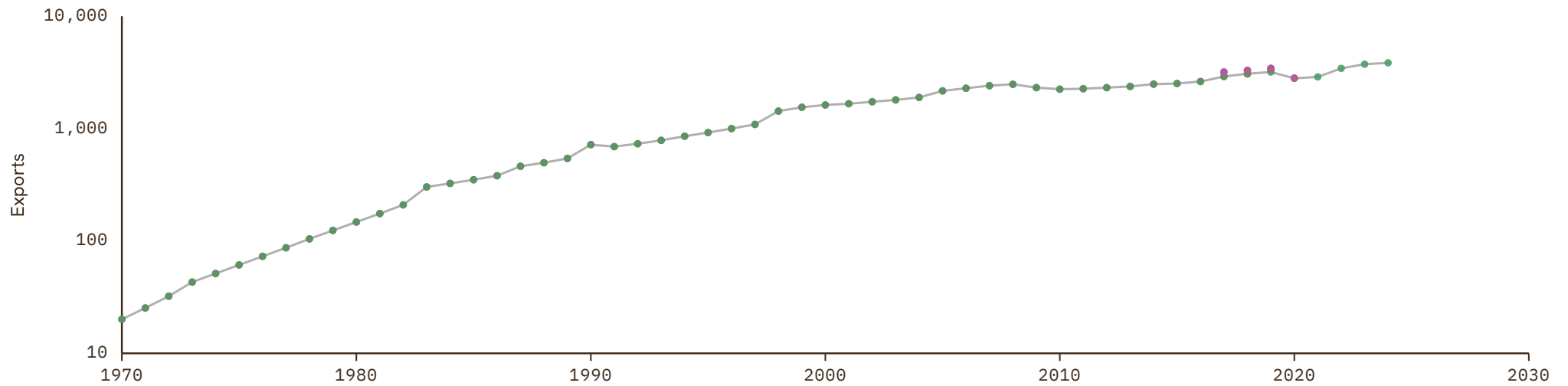
UNIT
millions of LC

1 Source composition

SOURCE	CODE	TIME SPAN	NOTES
United Nations (2024)	UN	1970 - 2024	Baseline source, overlaps with anchor year 2018.

2 Harmonised series

— GMD estimate ● IMF WEO ● PWT ● UN ● WDI



Comoros

COVERAGE
1960-2030

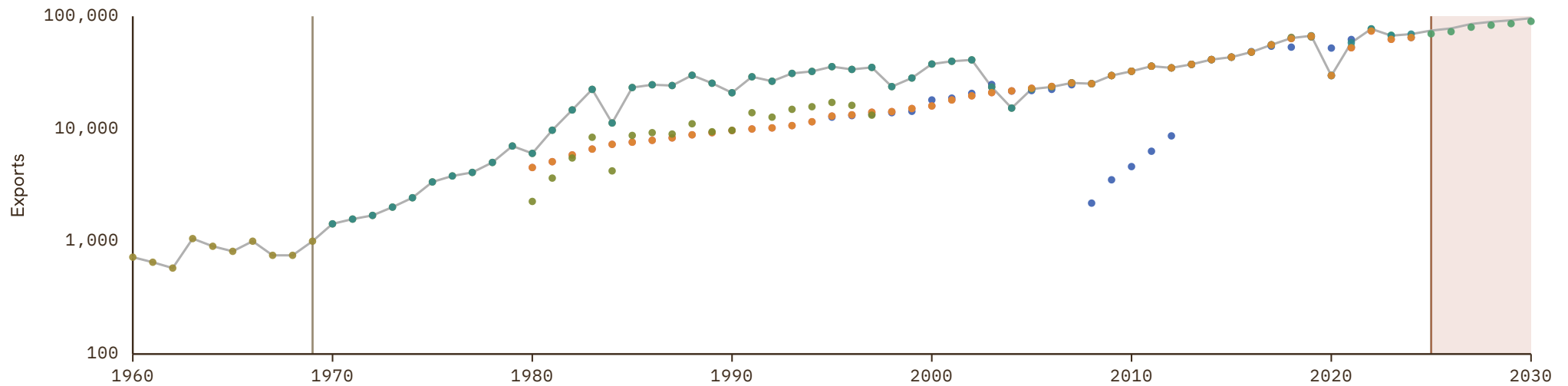
UNIT
millions of LC

1 Source composition

SOURCE	CODE	TIME SPAN	NOTES
Feenstra et al. (2015)	PWT	1960 - 1969	Ratio-spliced using overlapping data in 1970: (ratio = 100%).
United Nations (2024)	UN	1970 - 2024	Baseline source, overlaps with anchor year 2018.
International Monetary Fund (2025) (forecasts)	IMF WEO forecast	2025 - 2030	Ratio-spliced using overlapping data in 2031: (ratio = 107.1%).

2 Harmonised series

GMD forecast
 — GMD estimate
 | Source change
 ● AMF
 ● IMF IFS
 ● IMF WEO forecast
 ● IMF WEO
 ● PWT
 ● UN
 ● WDI
 ● WDI ARC



Cook Islands

COVERAGE
1970-2024

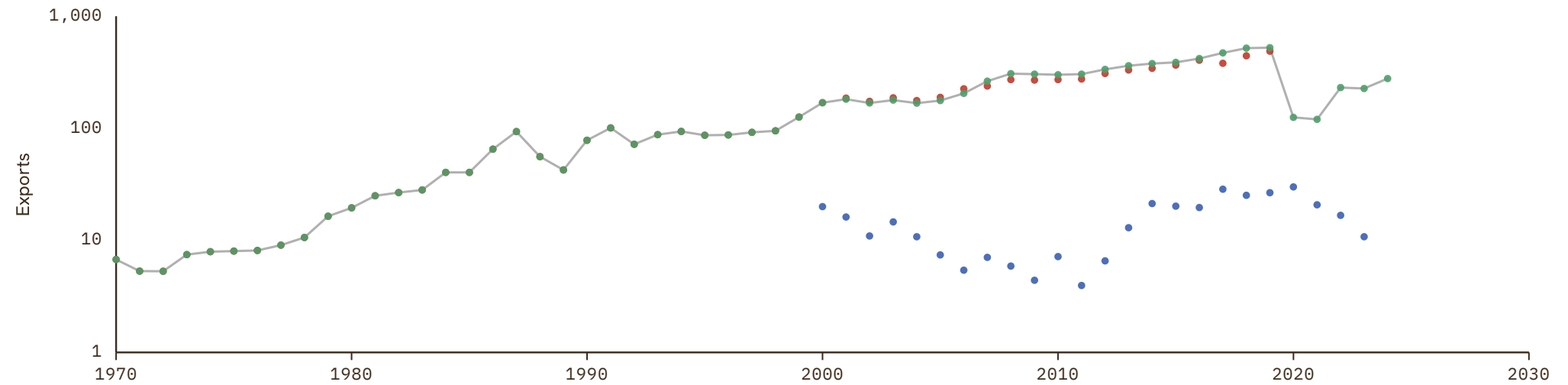
UNIT
millions of LC

1 Source composition

SOURCE	CODE	TIME SPAN	NOTES
United Nations (2024)	UN	1970 - 2024	Baseline source, overlaps with anchor year 2018.

2 Harmonised series

— GMD estimate ● ADB ● PWT ● UN



Curaçao

COVERAGE
2005–2024

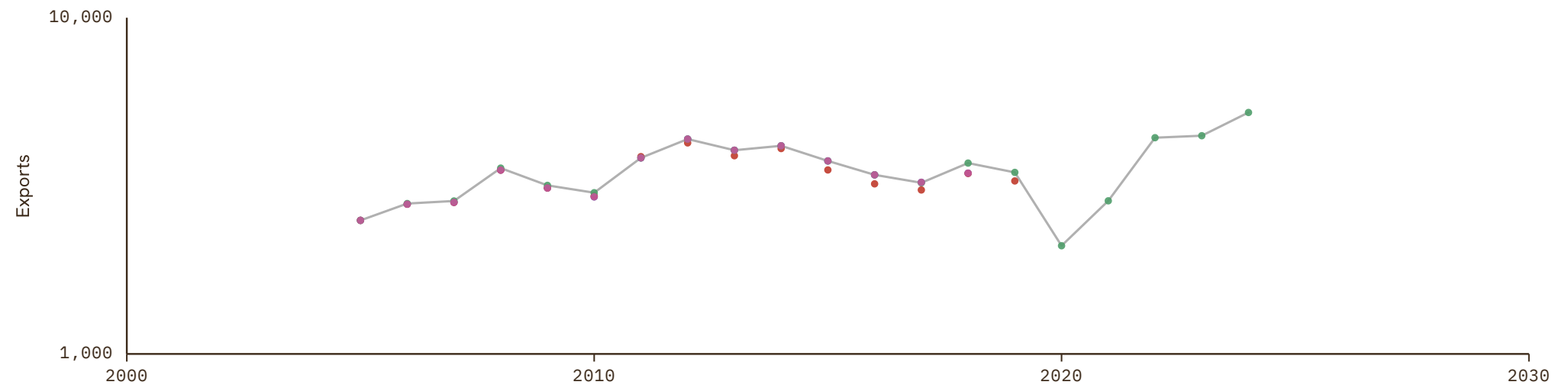
UNIT
millions of LC

1 Source composition

SOURCE	CODE	TIME SPAN	NOTES
United Nations (2024)	UN	2005 - 2024	Baseline source, overlaps with anchor year 2018.

2 Harmonised series

— GMD estimate ● IMF WEO ● PWT ● UN ● WDI



Faroe Islands

COVERAGE
1962-2024

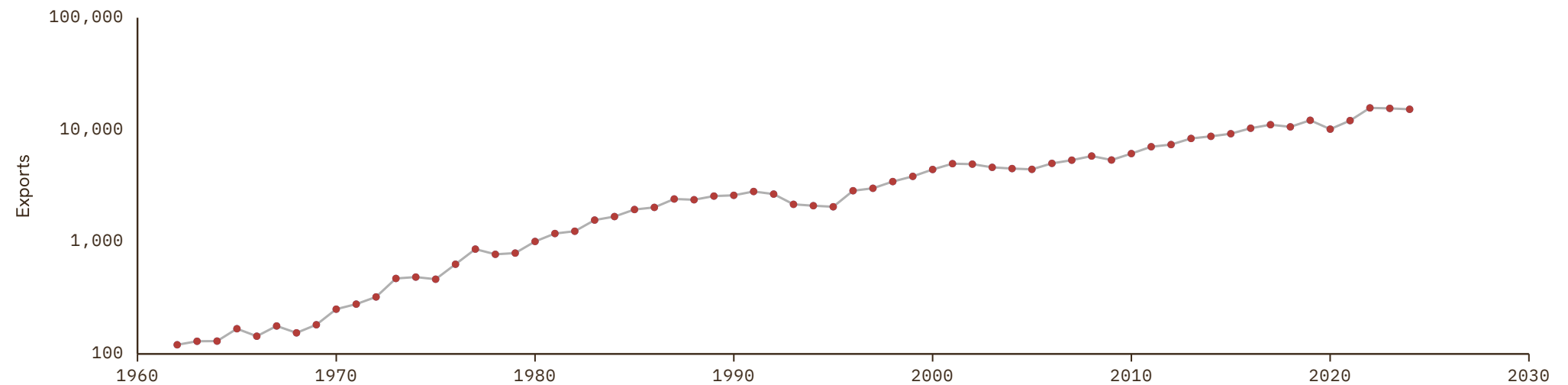
UNIT
millions of LC

1 Source composition

SOURCE	CODE	TIME SPAN	NOTES
World Bank (2024)	WDI	1962 - 2024	Baseline source, overlaps with anchor year 2018.

2 Harmonised series

— GMD estimate ● IMF WEO ● WDI



French Polynesia

COVERAGE
1970-2024

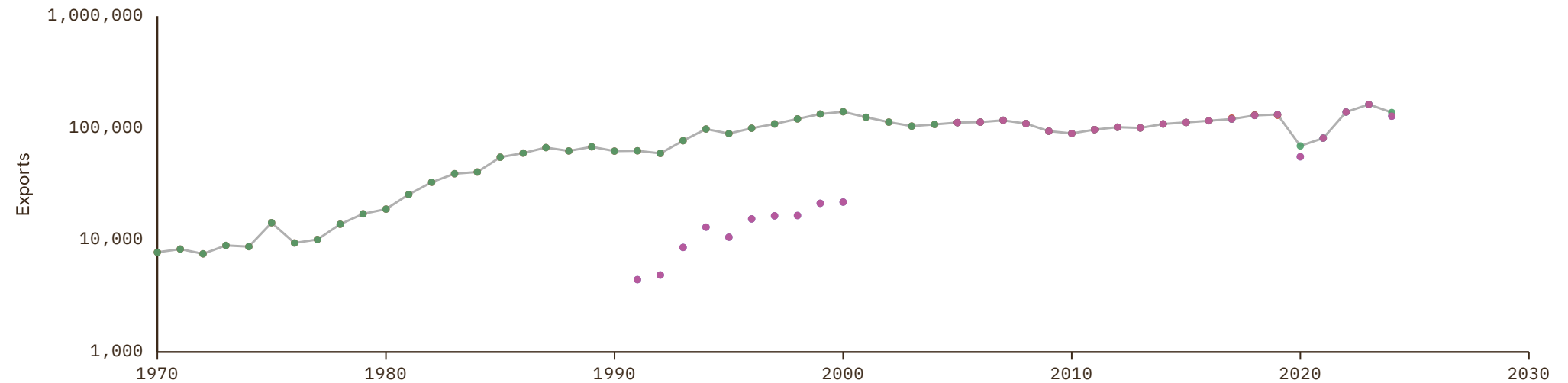
UNIT
millions of LC

1 Source composition

SOURCE	CODE	TIME SPAN	NOTES
United Nations (2024)	UN	1970 - 2024	Baseline source, overlaps with anchor year 2018.

2 Harmonised series

— GMD estimate ● IMF WEO ● PWT ● UN ● WDI



Greenland

COVERAGE
1970-2024

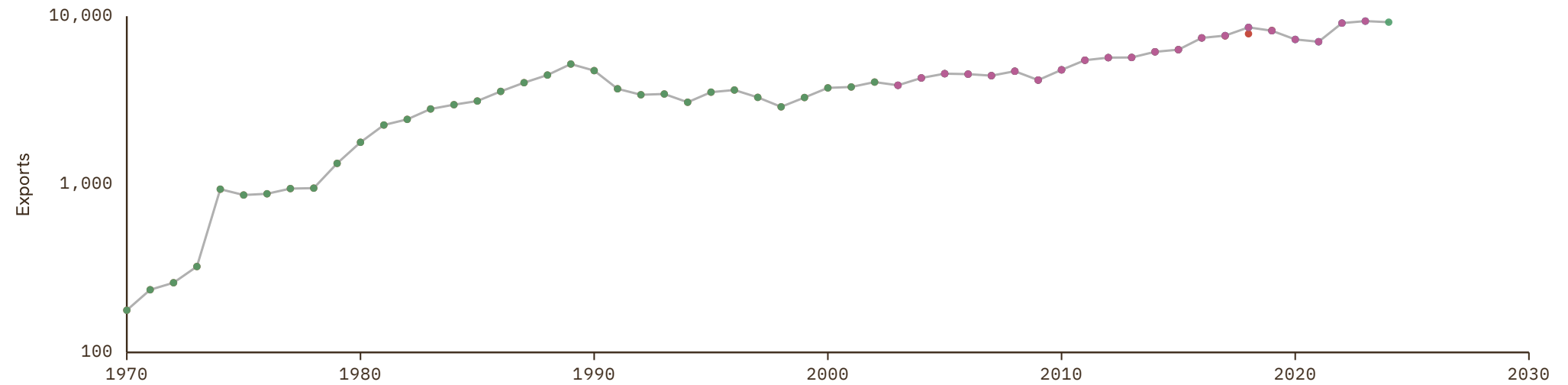
UNIT
millions of LC

1 Source composition

SOURCE	CODE	TIME SPAN	NOTES
United Nations (2024)	UN	1970 - 2024	Baseline source, overlaps with anchor year 2018.

2 Harmonised series

— GMD estimate ● IMF WEO ● PWT ● UN ● WDI



Guadeloupe

COVERAGE
1821-1993

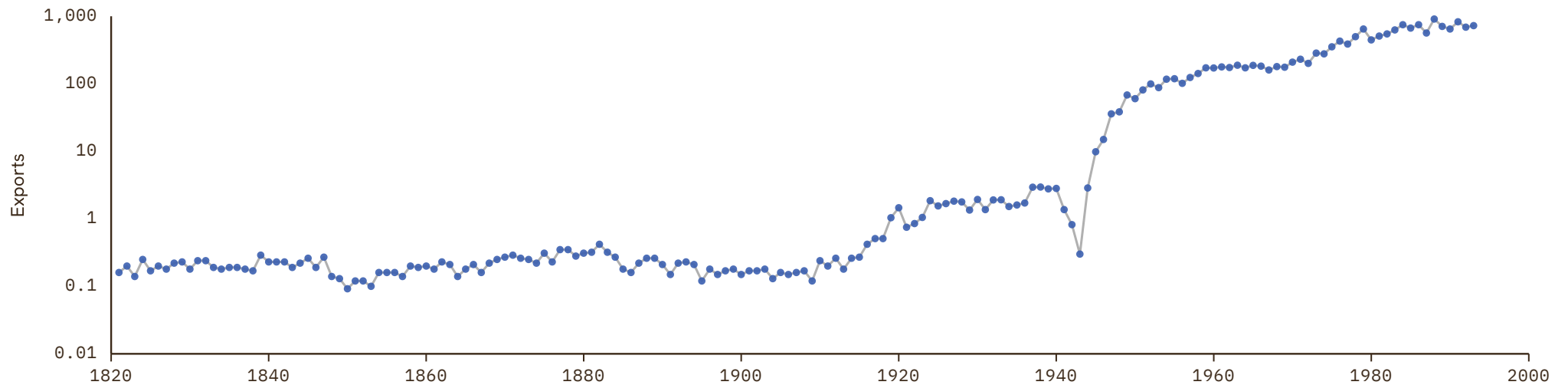
UNIT
millions of LC

1 Source composition

SOURCE	CODE	TIME SPAN	NOTES
Brian Mitchell (2013)	Mitchell	1821 - 1993	Ratio-spliced using overlapping data in 1994: (ratio = 100%).

2 Harmonised series

— GMD estimate ● Mitchell



Guam

COVERAGE
2002–2022

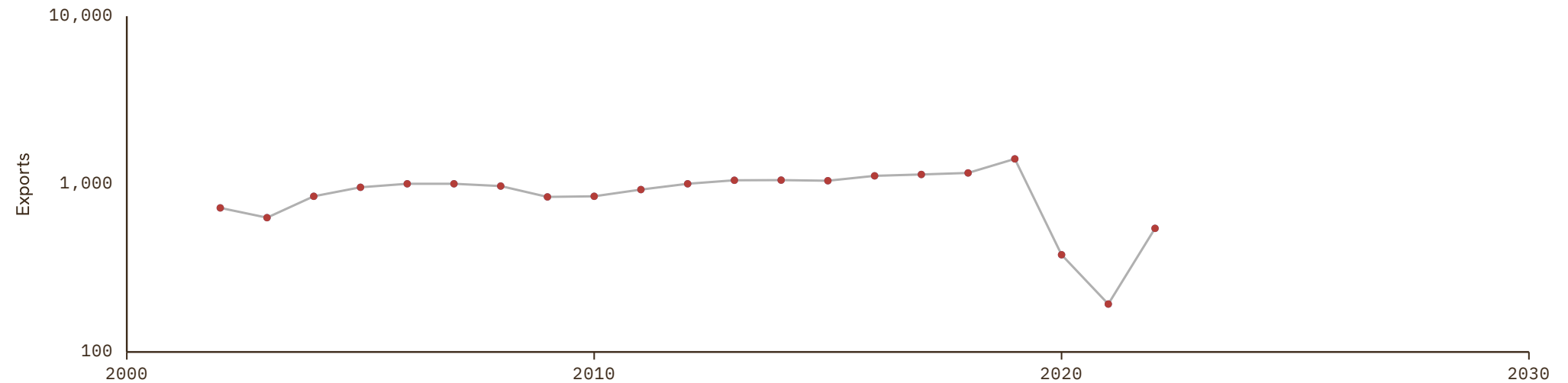
UNIT
millions of LC

1 Source composition

SOURCE	CODE	TIME SPAN	NOTES
World Bank (2024)	WDI	2002 - 2022	Baseline source, overlaps with anchor year 2018.

2 Harmonised series

— GMD estimate ● IMF WEO ● WDI



Kiribati

COVERAGE
1970–2030

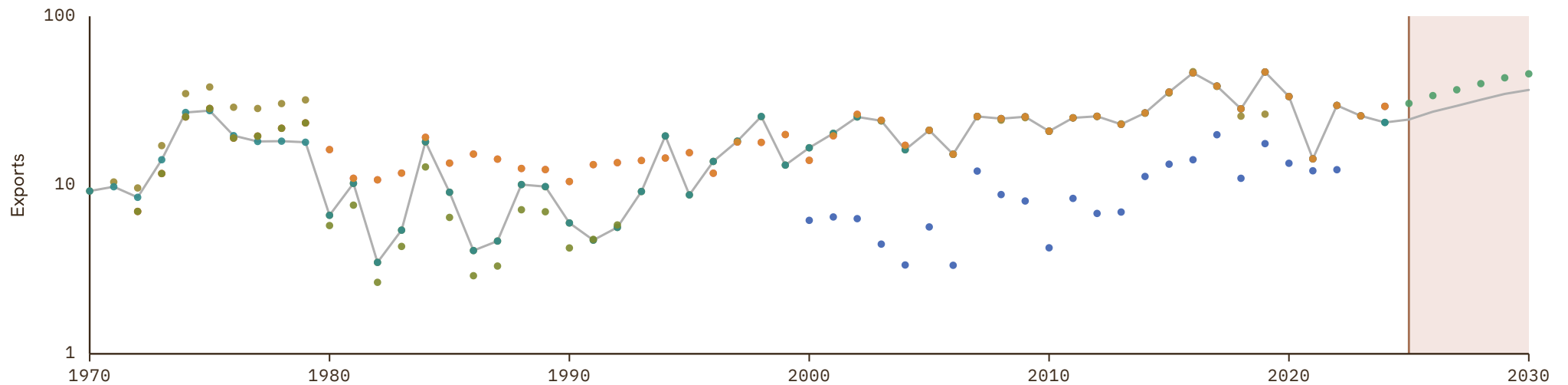
UNIT
millions of LC

1 Source composition

SOURCE	CODE	TIME SPAN	NOTES
United Nations (2024)	UN	1970 - 2024	Baseline source, overlaps with anchor year 2018.
International Monetary Fund (2025) (forecasts)	IMF WEO forecast	2025 - 2030	Ratio-spliced using overlapping data in 2031: (ratio = 80.3%).

2 Harmonised series

GMD forecast
 — GMD estimate
 | Source change
 ● ADB
 ● IMF IFS
 ● IMF WEO forecast
 ● IMF WEO
 ● PWT
 ● UN
 ● WDI
 ● WDI ARC



Kosovo

COVERAGE
1990–2030

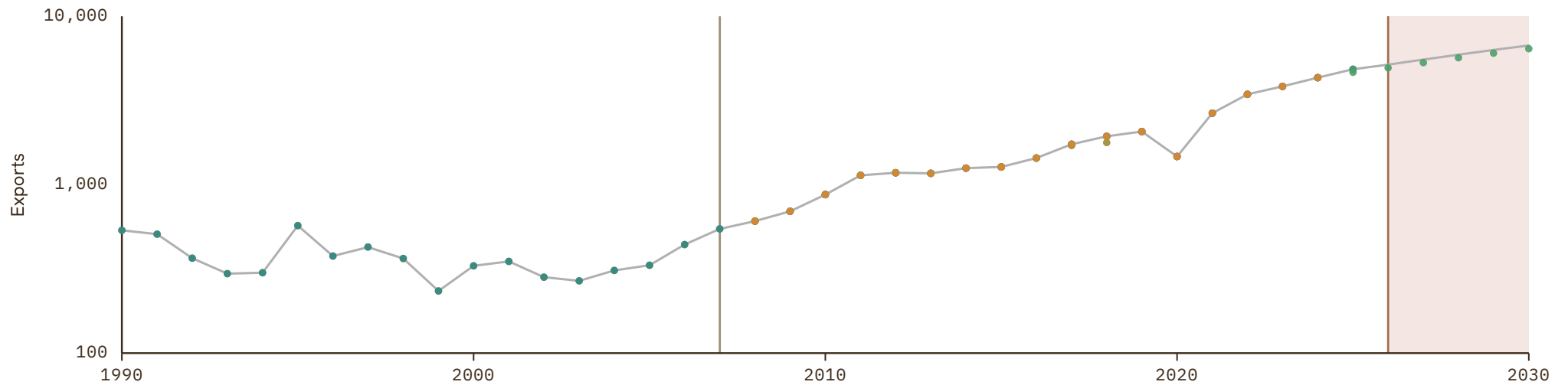
UNIT
millions of LC

1 Source composition

SOURCE	CODE	TIME SPAN	NOTES
United Nations (2024)	UN	1990 - 2007	Ratio-spliced using overlapping data in 2008: (ratio = 100%).
Eurostat (2025)	EUS	2008 - 2025	Baseline source, overlaps with anchor year 2018.
International Monetary Fund (2025) (forecasts)	IMF WEO forecast	2026 - 2030	Ratio-spliced using overlapping data in 2031: (ratio = 104.4%).

2 Harmonised series

GMD forecast
 — GMD estimate
 | Source change
 ● EUS
 ● IMF IFS
 ● IMF WEO forecast
 ● IMF WEO
 ● PWT
 ● UN
 ● WDI



Liechtenstein

COVERAGE
1970-2024

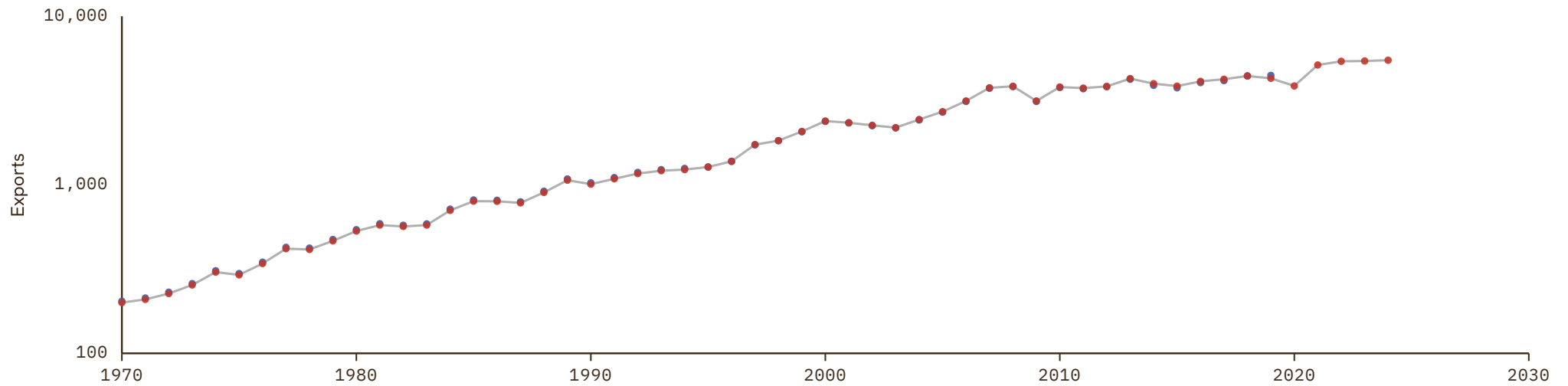
UNIT
millions of LC

1 Source composition

SOURCE	CODE	TIME SPAN	NOTES
United Nations (2024)	UN	1970 - 2024	Baseline source, overlaps with anchor year 2018.

2 Harmonised series

— GMD estimate ● PWT ● UN



Macau

COVERAGE
1880–2024

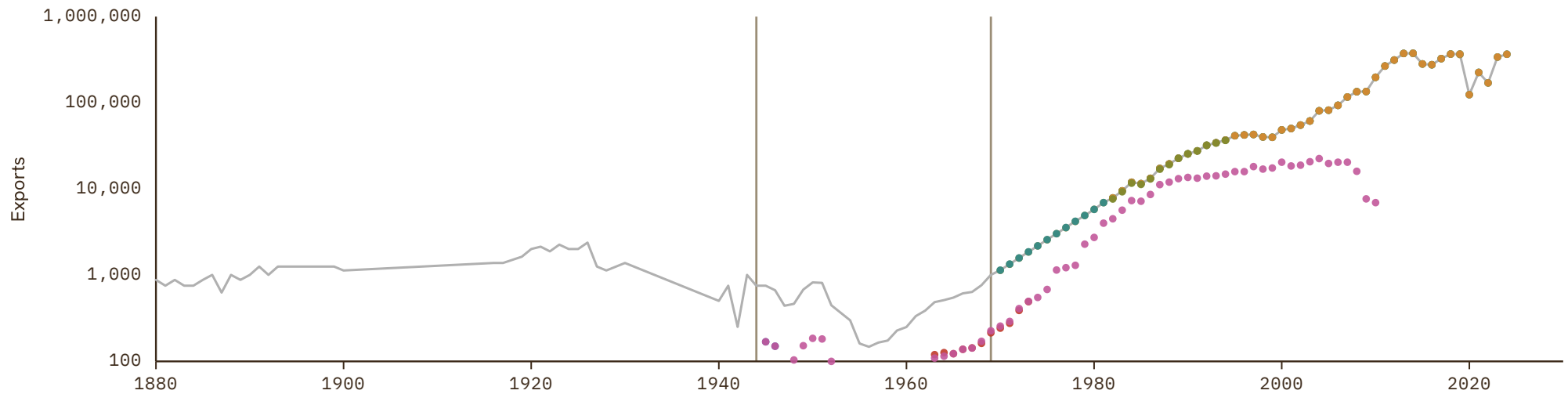
UNIT
millions of LC

1 Source composition

SOURCE	CODE	TIME SPAN	NOTES
Schuler (2015)	HFS	1880 - 1944	Ratio-spliced using overlapping data in 1945: (ratio = 62918.9%).
Brian Mitchell (2013)	Mitchell	1945 - 1969	Ratio-spliced using overlapping data in 1970: (ratio = 446.8%).
United Nations (2024)	UN	1970 - 2024	Baseline source, overlaps with anchor year 2018.

2 Harmonised series

— GMD estimate | Source change ● CEPII ● HFS ● IMF WEO ● Mitchell ● PWT ● UN ● WDI ● WDI ARC



Marshall Islands

COVERAGE
1970-2030

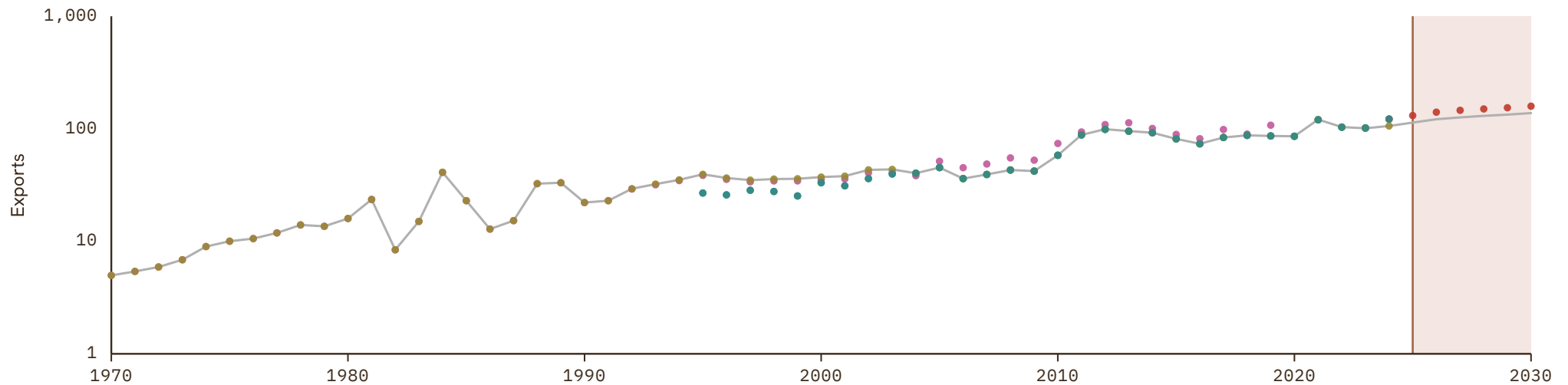
UNIT
millions of LC

1 Source composition

SOURCE	CODE	TIME SPAN	NOTES
United Nations (2024)	UN	1970 - 2024	Baseline source, overlaps with anchor year 2018.
International Monetary Fund (2025) (forecasts)	IMF WEO forecast	2025 - 2030	Ratio-spliced using overlapping data in 2031: (ratio = 86.7%).

2 Harmonised series

GMD forecast
 — GMD estimate
 | Source change
 ● IMF IFS
 ● IMF WEO forecast
 ● IMF WEO
 ● PWT
 ● UN
 ● WDI



Martinique

COVERAGE
1821-1993

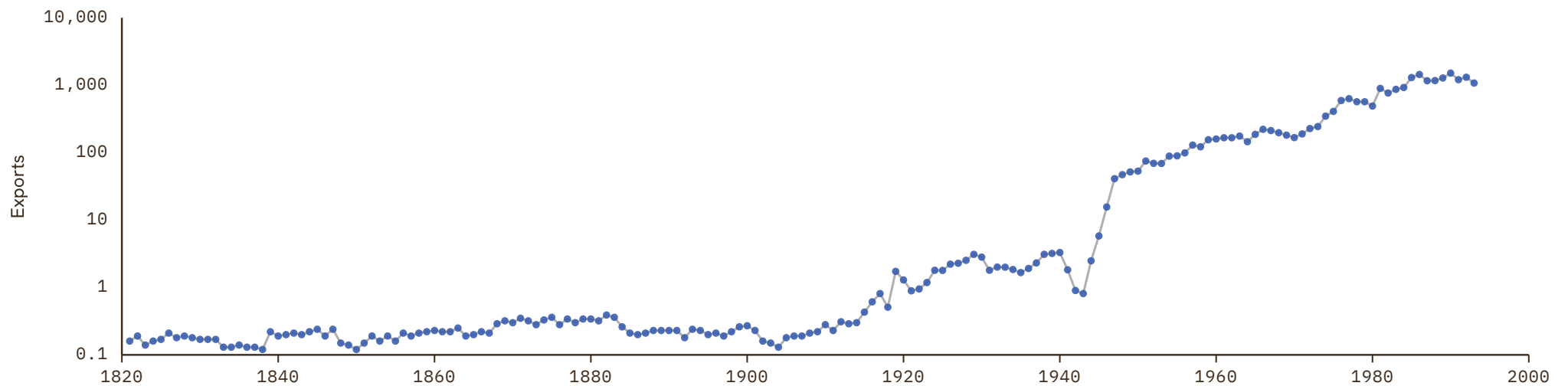
UNIT
millions of LC

1 Source composition

SOURCE	CODE	TIME SPAN	NOTES
Brian Mitchell (2013)	Mitchell	1821 - 1993	Ratio-spliced using overlapping data in 1994: (ratio = 100%).

2 Harmonised series

— GMD estimate ● Mitchell



Micronesia (Federated States of)

COVERAGE
1970-2024

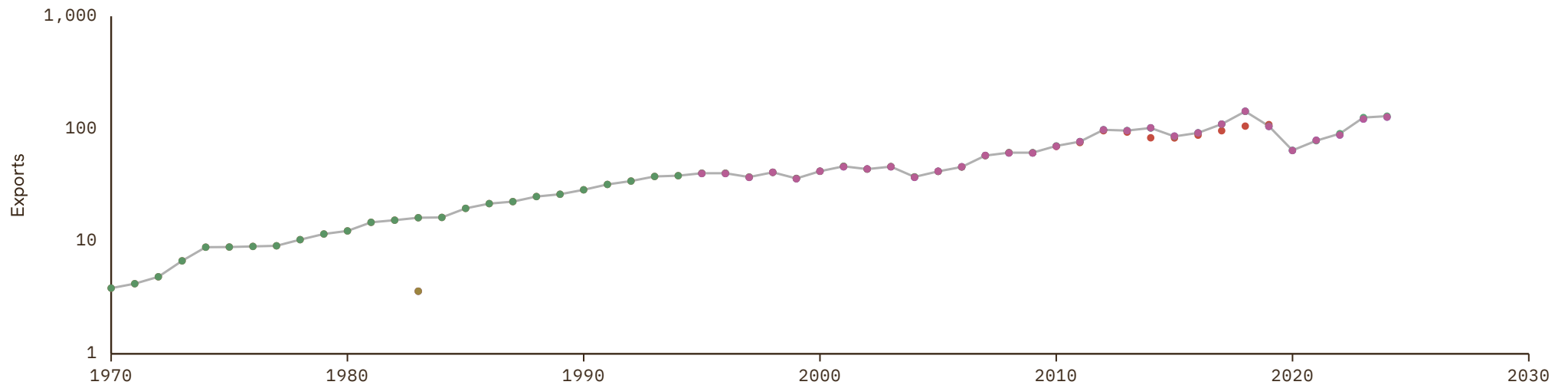
UNIT
millions of LC

1 Source composition

SOURCE	CODE	TIME SPAN	NOTES
United Nations (2024)	UN	1970 - 2024	Baseline source, overlaps with anchor year 2018.

2 Harmonised series

— GMD estimate ● IMF WEO ● PWT ● UN ● WDI ● WDI ARC



Montserrat

COVERAGE
1970-2024

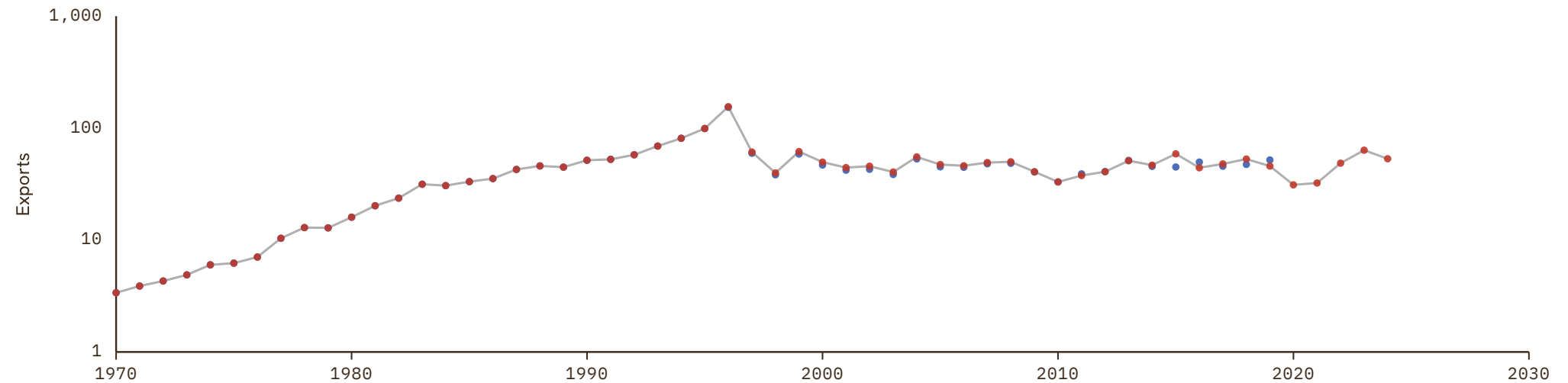
UNIT
millions of LC

1 Source composition

SOURCE	CODE	TIME SPAN	NOTES
United Nations (2024)	UN	1970 - 2024	Baseline source, overlaps with anchor year 2018.

2 Harmonised series

— GMD estimate ● PWT ● UN



Nauru

COVERAGE
1970-2024

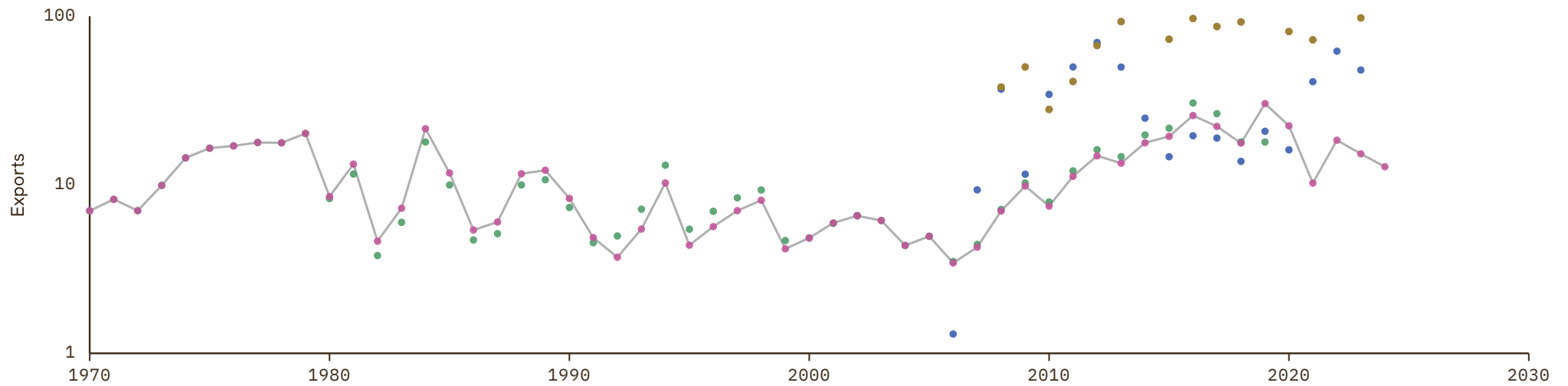
UNIT
millions of LC

1 Source composition

SOURCE	CODE	TIME SPAN	NOTES
United Nations (2024)	UN	1970 - 2024	Baseline source, overlaps with anchor year 2018.

2 Harmonised series

— GMD estimate ● ADB ● IMF WEO ● PWT ● UN ● WDI



New Caledonia

COVERAGE
1970-2024

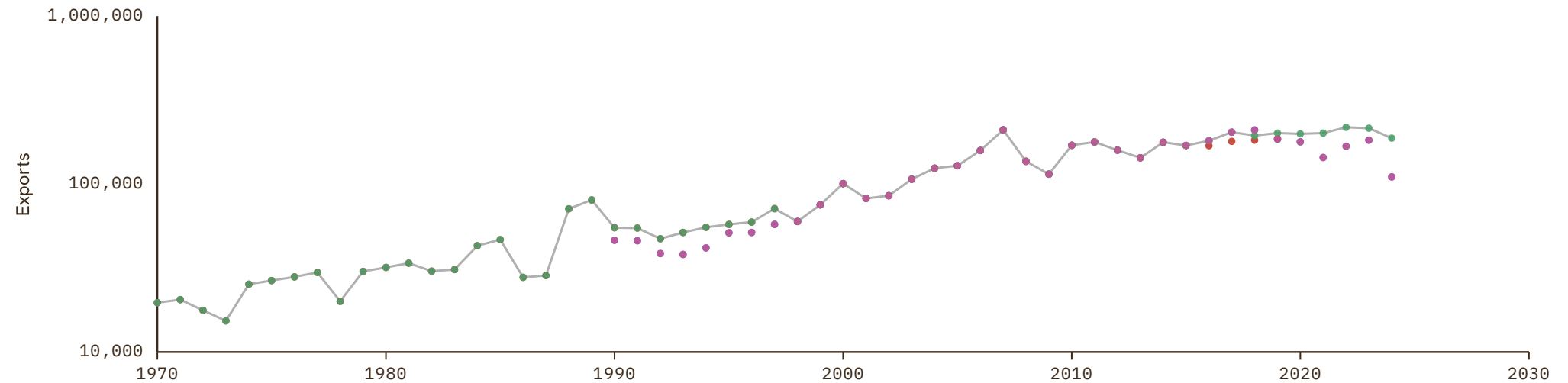
UNIT
millions of LC

1 Source composition

SOURCE	CODE	TIME SPAN	NOTES
United Nations (2024)	UN	1970 - 2024	Baseline source, overlaps with anchor year 2018.

2 Harmonised series

— GMD estimate ● IMF WEO ● PWT ● UN ● WDI



Niue

COVERAGE
2000–2021

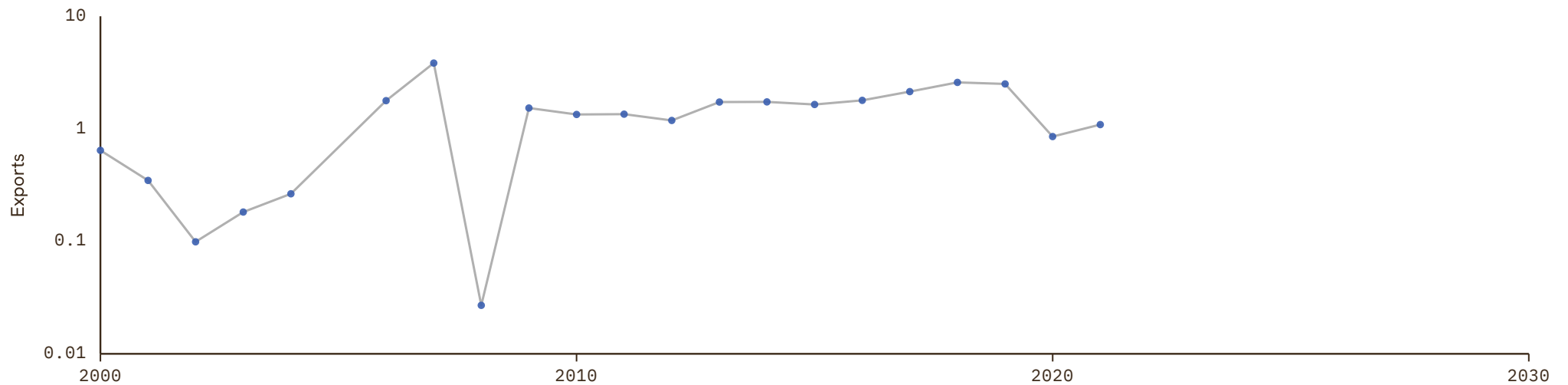
UNIT
millions of LC

1 Source composition

SOURCE	CODE	TIME SPAN	NOTES
Asian Development Bank (2024)	ADB	2000 - 2021	Baseline source, overlaps with anchor year 2018.

2 Harmonised series

— GMD estimate ● ADB



Northern Mariana Islands

COVERAGE
2002-2022

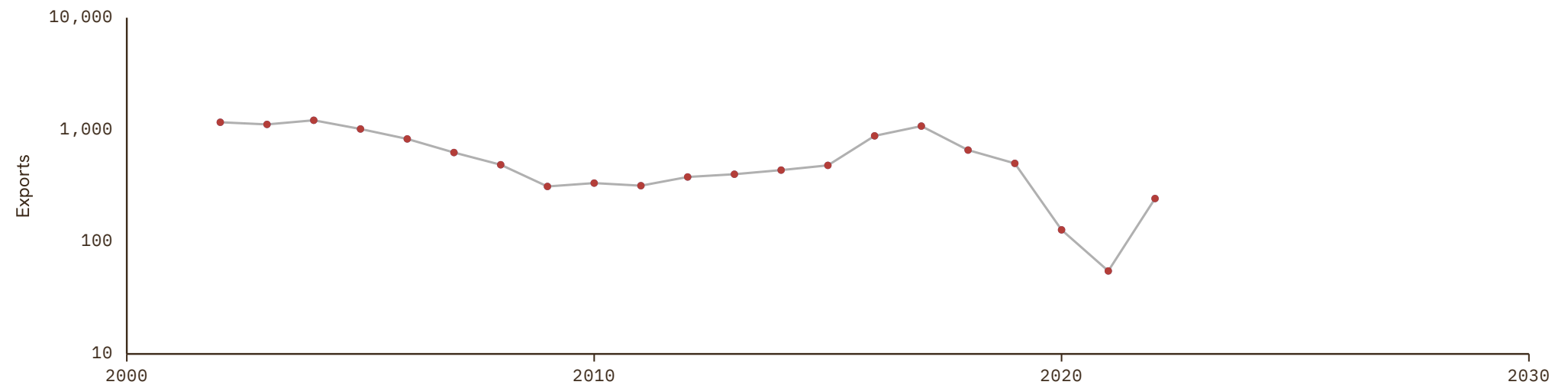
UNIT
millions of LC

1 Source composition

SOURCE	CODE	TIME SPAN	NOTES
World Bank (2024)	WDI	2002 - 2022	Baseline source, overlaps with anchor year 2018.

2 Harmonised series

— GMD estimate ● IMF WEO ● WDI



Palau

COVERAGE
1970–2030

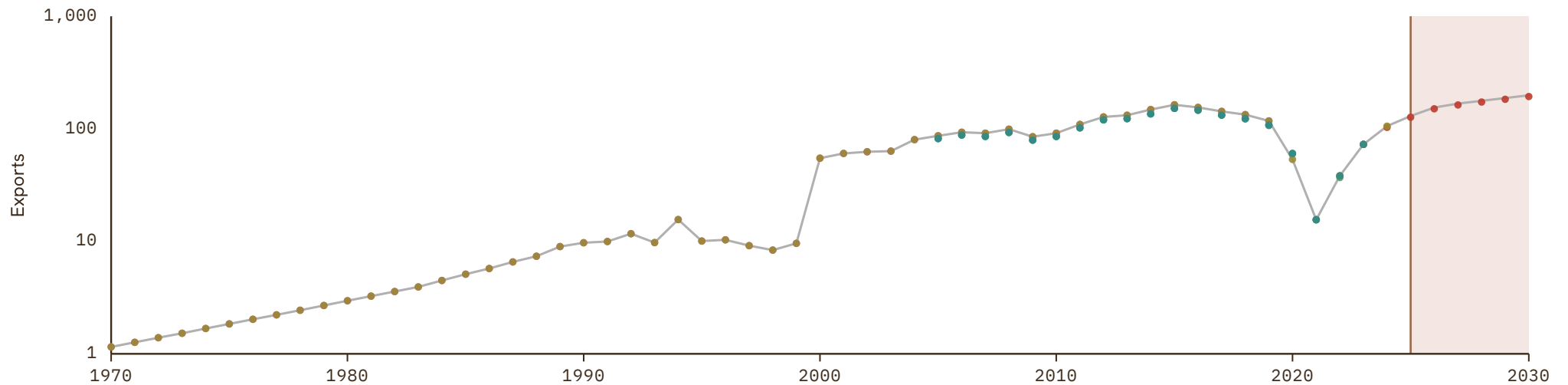
UNIT
millions of LC

1 Source composition

SOURCE	CODE	TIME SPAN	NOTES
United Nations (2024)	UN	1970 - 2024	Baseline source, overlaps with anchor year 2018.
International Monetary Fund (2025) (forecasts)	IMF WEO forecast	2025 - 2030	Ratio-spliced using overlapping data in 2031: (ratio = 102.6%).

2 Harmonised series

GMD forecast
 — GMD estimate
 | Source change
 ● IMF IFS
 ● IMF WEO forecast
 ● IMF WEO
 ● PWT
 ● UN
 ● WDI



Réunion

COVERAGE
1838-1993

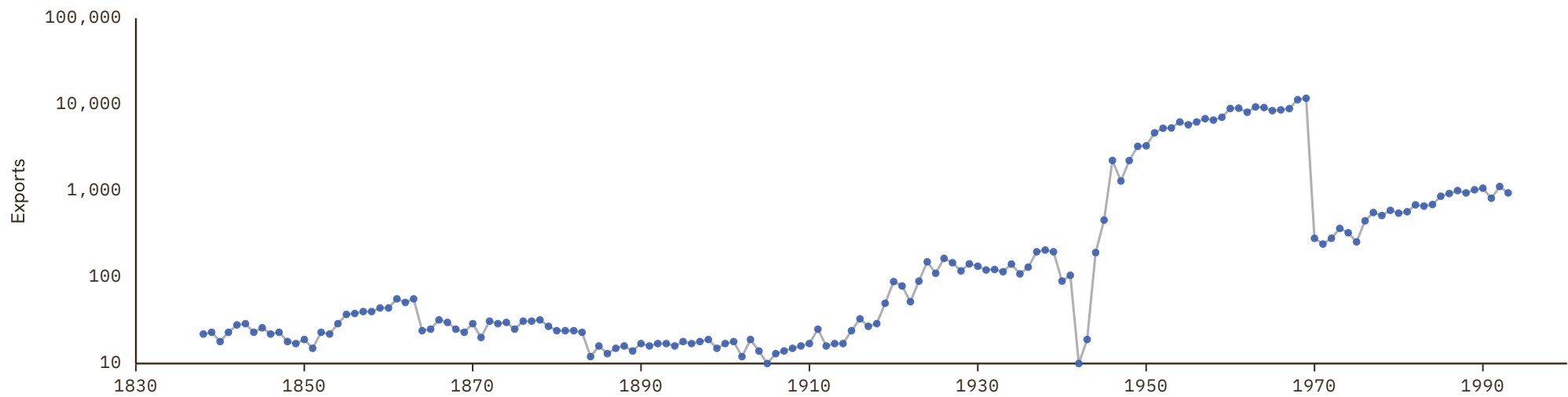
UNIT
millions of LC

1 Source composition

SOURCE	CODE	TIME SPAN	NOTES
Brian Mitchell (2013)	Mitchell	1838 - 1993	Ratio-spliced using overlapping data in 1994: (ratio = 100%).

2 Harmonised series

— GMD estimate ● Mitchell



Saint Kitts and Nevis

COVERAGE
1970-2024

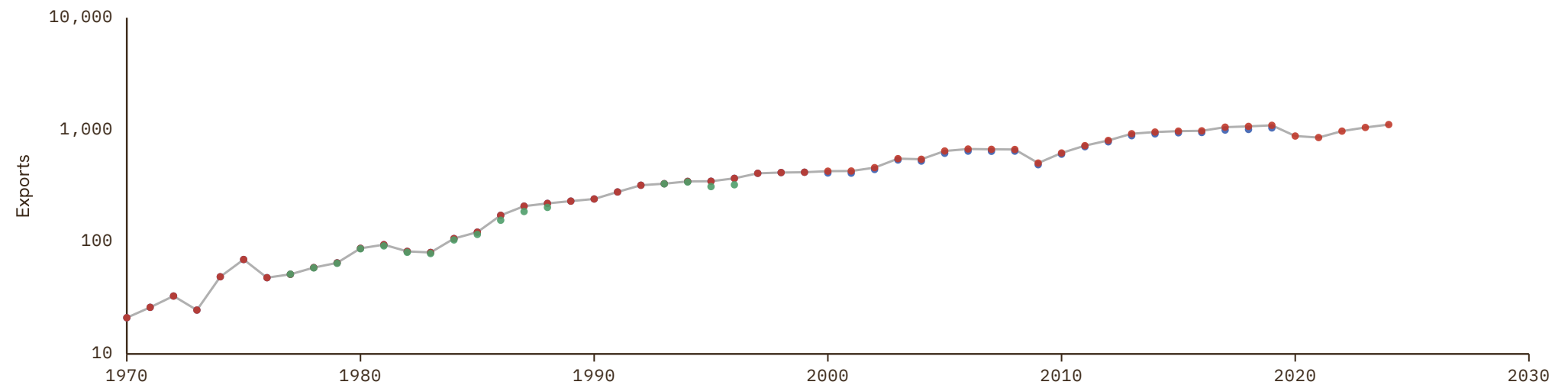
UNIT
millions of LC

1 Source composition

SOURCE	CODE	TIME SPAN	NOTES
United Nations (2024)	UN	1970 - 2024	Baseline source, overlaps with anchor year 2018.

2 Harmonised series

— GMD estimate ● PWT ● UN ● WDI ARC



Saint Lucia

COVERAGE
1970-2024

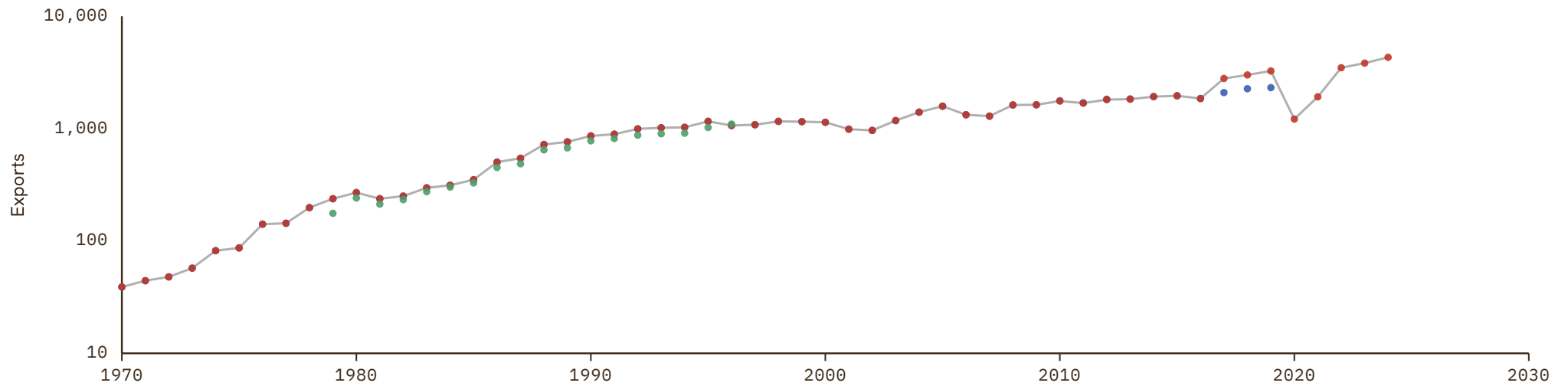
UNIT
millions of LC

1 Source composition

SOURCE	CODE	TIME SPAN	NOTES
United Nations (2024)	UN	1970 - 2024	Baseline source, overlaps with anchor year 2018.

2 Harmonised series

— GMD estimate ● PWT ● UN ● WDI ARC



Saint Vincent and the Grenadines

COVERAGE
1970-2024

UNIT
millions of LC

1 Source composition

SOURCE	CODE	TIME SPAN	NOTES
United Nations (2024)	UN	1970 - 2024	Baseline source, overlaps with anchor year 2018.

2 Harmonised series

— GMD estimate ● IMF IFS ● PWT ● UN ● WDI ARC



Samoa

COVERAGE
1897-2024

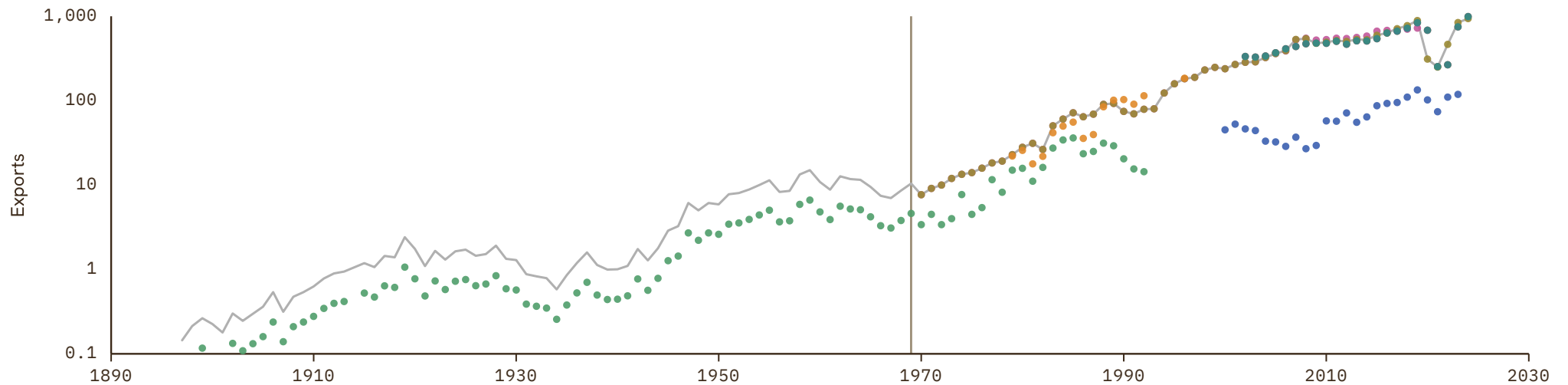
UNIT
millions of LC

1 Source composition

SOURCE	CODE	TIME SPAN	NOTES
Brian Mitchell (2013)	Mitchell	1897 - 1969	Ratio-spliced using overlapping data in 1970: (ratio = 226.3%).
United Nations (2024)	UN	1970 - 2024	Baseline source, overlaps with anchor year 2018.

2 Harmonised series

— GMD estimate
 | Source change
 ● ADB
 ● IMF WEO
 ● Mitchell
 ● PWT
 ● UN
 ● WDI
 ● WDI ARC



San Marino

COVERAGE
1970-2024

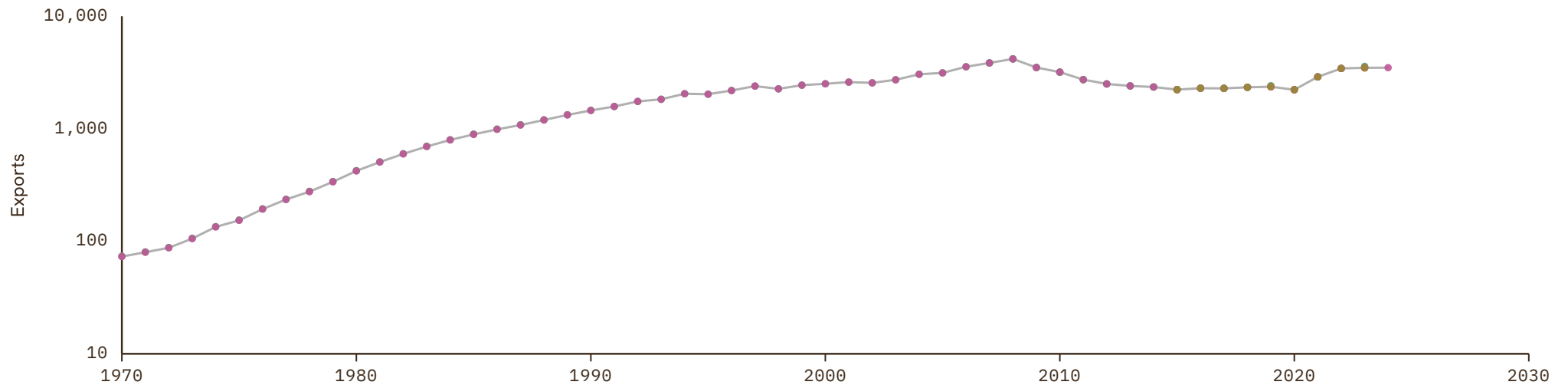
UNIT
millions of LC

1 Source composition

SOURCE	CODE	TIME SPAN	NOTES
United Nations (2024)	UN	1970 - 2024	Baseline source, overlaps with anchor year 2018.

2 Harmonised series

— GMD estimate ● IMF IFS ● IMF WEO ● PWT ● UN ● WDI



Sint Maarten

COVERAGE
2005–2024

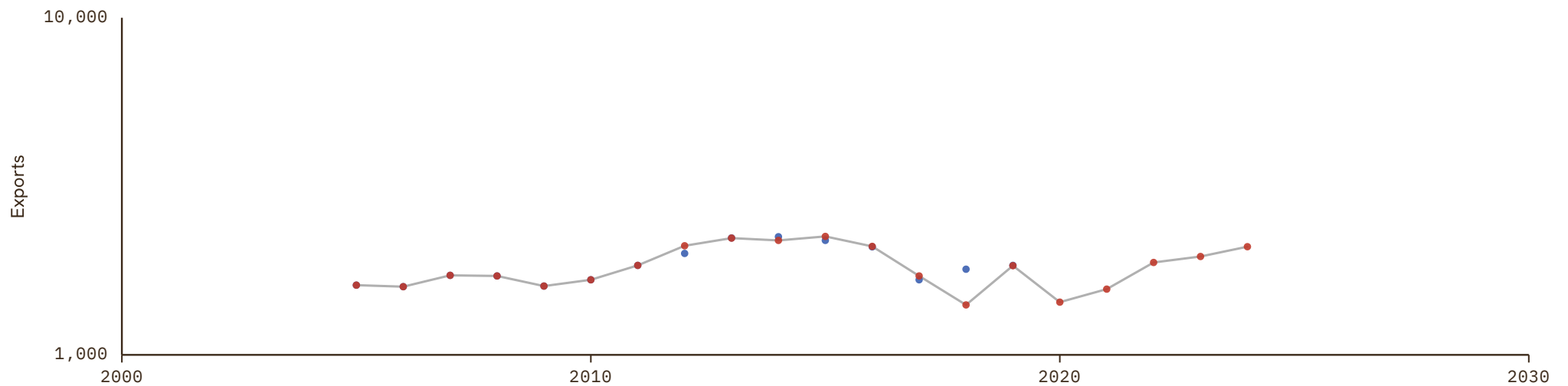
UNIT
millions of LC

1 Source composition

SOURCE	CODE	TIME SPAN	NOTES
United Nations (2024)	UN	2005 - 2024	Baseline source, overlaps with anchor year 2018.

2 Harmonised series

— GMD estimate ● PWT ● UN



Solomon Islands

COVERAGE
1970-2030

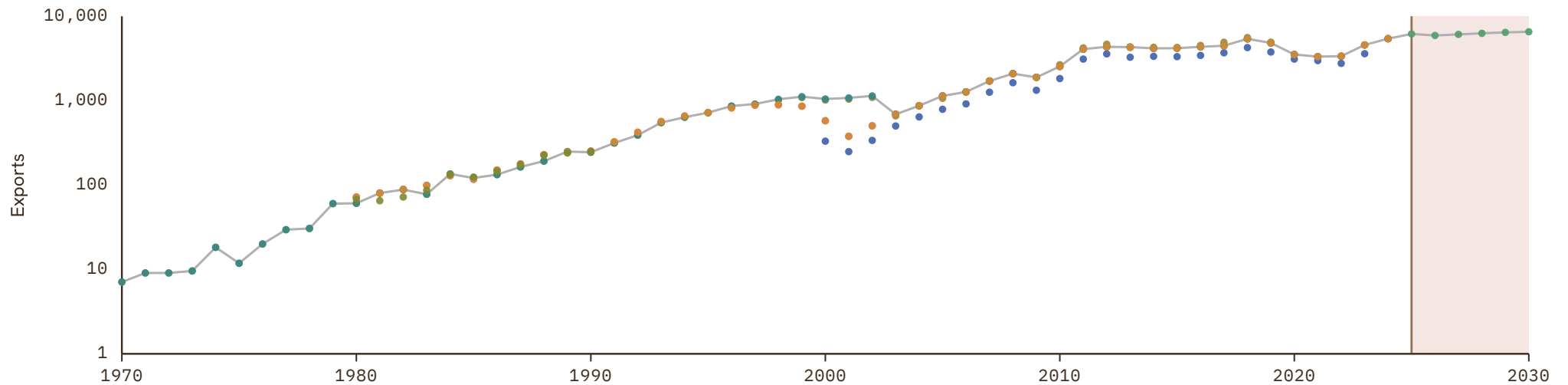
UNIT
millions of LC

1 Source composition

SOURCE	CODE	TIME SPAN	NOTES
United Nations (2024)	UN	1970 - 2024	Baseline source, overlaps with anchor year 2018.
International Monetary Fund (2025) (forecasts)	IMF WEO forecast	2025 - 2030	Ratio-spliced using overlapping data in 2031: (ratio = 100%).

2 Harmonised series

GMD forecast
 — GMD estimate
 | Source change
 ● ADB
 ● IMF IFS
 ● IMF WEO forecast
 ● IMF WEO
 ● PWT
 ● UN
 ● WDI
 ● WDI ARC



Tonga

COVERAGE
1970-2024

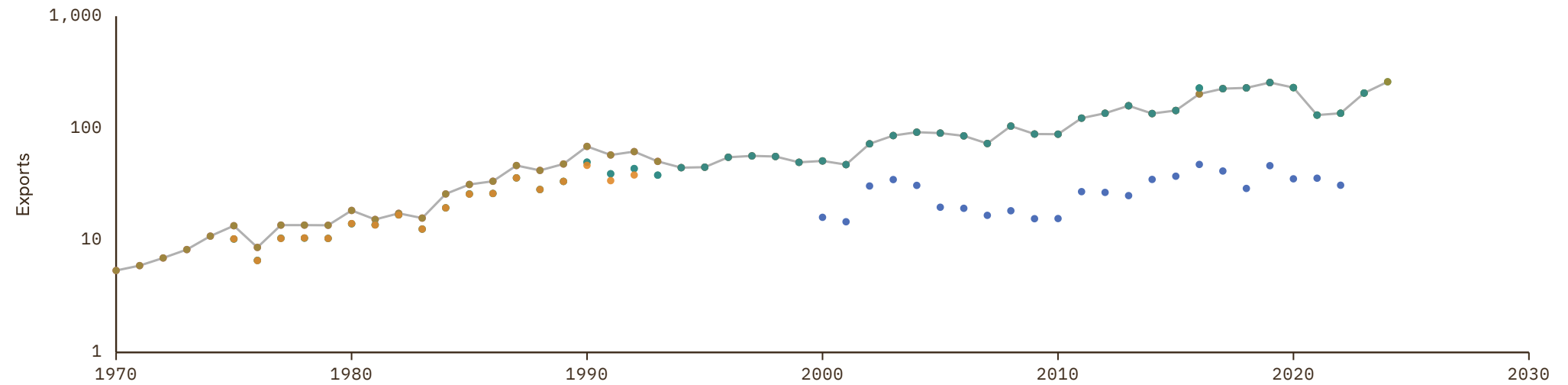
UNIT
millions of LC

1 Source composition

SOURCE	CODE	TIME SPAN	NOTES
United Nations (2024)	UN	1970 - 2024	Baseline source, overlaps with anchor year 2018.

2 Harmonised series

— GMD estimate ● ADB ● IMF IFS ● IMF WEO ● PWT ● UN ● WDI ● WDI ARC



Turks and Caicos Islands

COVERAGE
1970-2024

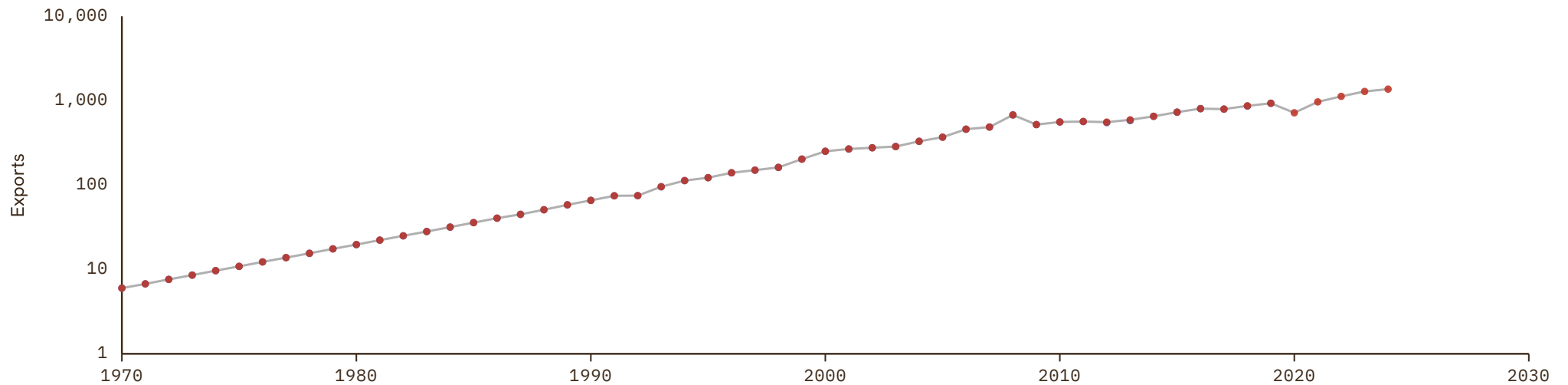
UNIT
millions of LC

1 Source composition

SOURCE	CODE	TIME SPAN	NOTES
United Nations (2024)	UN	1970 - 2024	Baseline source, overlaps with anchor year 2018.

2 Harmonised series

— GMD estimate ● PWT ● UN



Tuvalu

COVERAGE
1970-2024

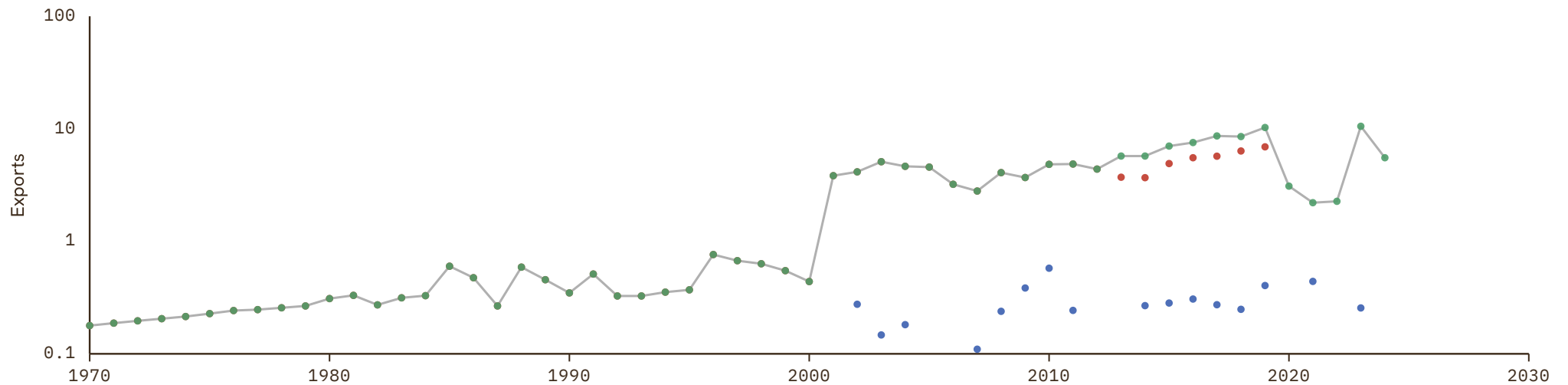
UNIT
millions of LC

1 Source composition

SOURCE	CODE	TIME SPAN	NOTES
United Nations (2024)	UN	1970 - 2024	Baseline source, overlaps with anchor year 2018.

2 Harmonised series

— GMD estimate ● ADB ● PWT ● UN



US Virgin Islands

COVERAGE
2002-2022

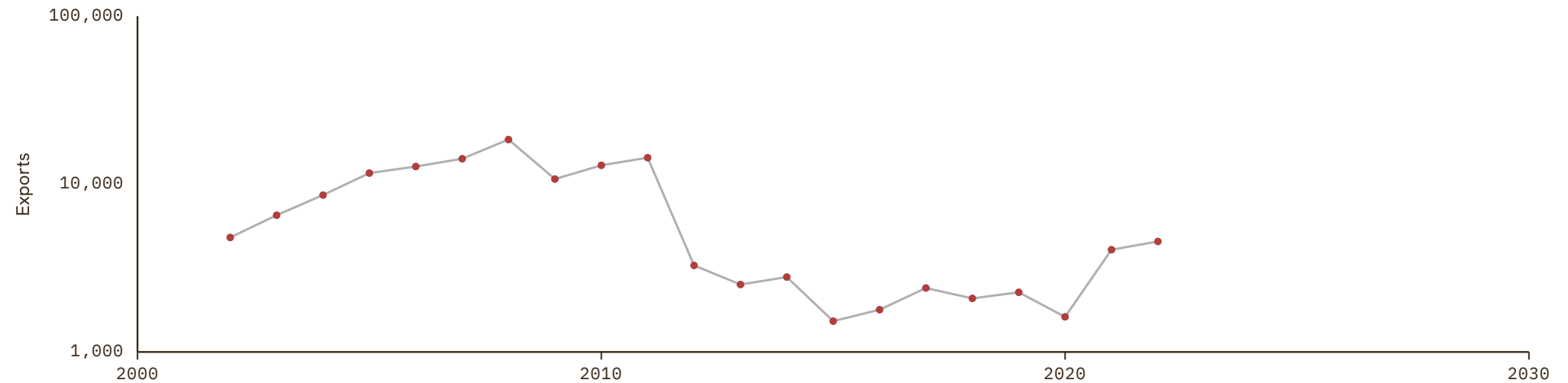
UNIT
millions of LC

1 Source composition

SOURCE	CODE	TIME SPAN	NOTES
World Bank (2024)	WDI	2002 - 2022	Baseline source, overlaps with anchor year 2018.

2 Harmonised series

— GMD estimate ● IMF WEO ● WDI



Vanuatu

COVERAGE
1970-2024

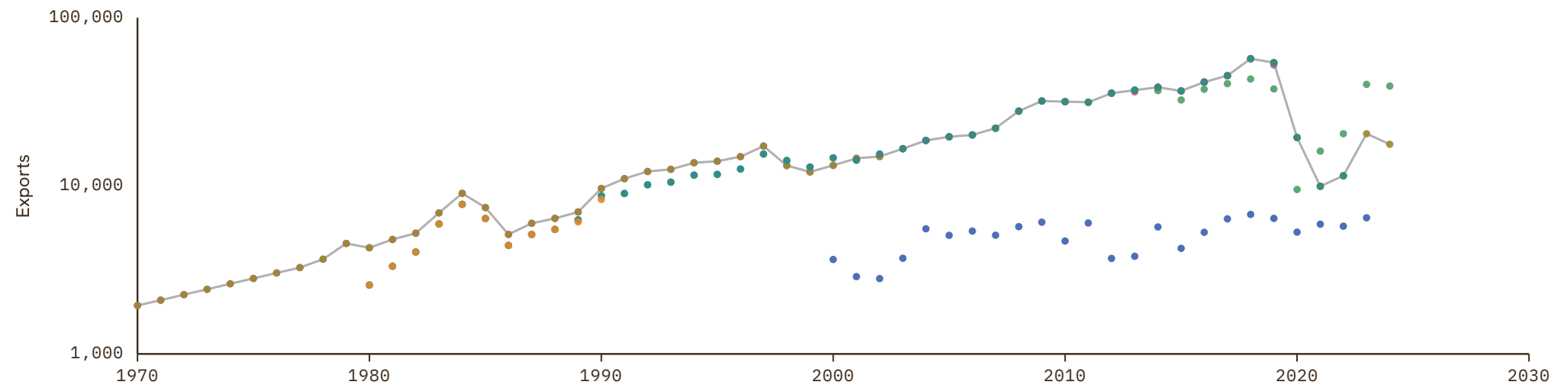
UNIT
millions of LC

1 Source composition

SOURCE	CODE	TIME SPAN	NOTES
United Nations (2024)	UN	1970 - 2024	Baseline source, overlaps with anchor year 2018.

2 Harmonised series

— GMD estimate ● ADB ● IMF IFS ● IMF WEO ● PWT ● UN ● WDI ● WDI ARC



References

ADB Asian Development Bank (2024). Key Indicators Database. <https://kidb.adb.org>

AHSTAT IEC, Hitotsubashi University (2020). Asian Historical Statistics: Basic Data for Asian Economic History. <https://www.ier.hit-u.ac.jp/English/databases/index.html#c01>

AMECO European Commission (2024). AMECO Database. https://economy-finance.ec.europa.eu/economic-research-and-databases/economic-databases/ameco-database_en

AMECO_forecast AMECO forecast

AMF Arab Monetary Fund (2024). Arab Economic Database. <https://www.amf.org.ae/ar>

BCEAO BCEAO (2024). La Base des Données Economiques et Financières. <https://www.bceao.int/fr/content/la-base-des-donnees-economiques-et-financieres>

CEPII Fouquin, Michel and Hugot, Jules (2016). Two Centuries of Bilateral Trade and Gravity Data: 1827-2014. CEPII. <https://www.cepii.fr/CEPII/en/publications/wp/abstract.asp?NoDoc=9134>

COMECON Banushi, Xhesika and Bykova, Alexandra and Frei, Magdalena and Kochnev, Artem and Mara, Isilda and Neubauer, Manuel and Prasch, Renate and Ruskova, Hana and Schwarzhappel, Monika and Zenz, David (2024). Introducing the wiiw COMECON Dataset. The Vienna Institute for International Economic Studies (wiiw). <https://comecon.wiiw.ac.at/>

CS1_CAN Statistics Canada (2024). Historical Statistics of Canada: Section F: Gross National Product, the Capital Stock, and Productivity. <https://www150.statcan.gc.ca/n1/pub/11-516-x/sectionf/4057751-eng.htm>

CS1_CHN Natl Bureau of Statistics, China (2024). National Data. <https://data.stats.gov.cn/english/index.htm>

CS1_DEU Deutsche Bundesbank (1998). 50 Jahre Deutsche Mark.

CS1_DNK Abildgren, Kim (2017). A Chart & Data Book on the Monetary and Financial History of Denmark. Working Paper. <https://sites.google.com/view/kim-abildgren/historical-statistics>

CS1_GBR Thomas, Ryland and Hills, Sally and Dimsdale, Nicholas (2010). The UK Recession in Context — What Do Three Centuries of Data Tell Us?. <https://ideas.repec.org/a/boe/qbullt/0032.html>

CS1_HKG Hong Kong Institute (2024). Hong Kong Economic History Database. Hong Kong Institute for Monetary and Financial Research. <https://www.aof.org.hk/research/HKIMR/publications-and-research/hong-kong-economic-history-database>

CS1_ITA Baffigi, Alberto (2013). National Accounts, 1861-2011. Oxford University Press. <https://www.bancaditalia.it/pubblicazioni/quaderni-storia/2011-0018/index.html>

CS1_LBR Gardner, Leigh (2022). Sovereignty Without Power: Liberia in the Age of Empires, 1822-1980. Cambridge University Press. <https://EconPapers.repec.org/RePEc:cup:cbooks:9781009181105>

CS1_NZL NZ Inst. Economic Research (2026). Data1850: Long-Run Statistics for New Zealand. <https://nzier.shinyapps.io/data1850/>

CS1_PER Banco Central de Reserva, Perú (2022). BCRP 100 Años: Series Estadísticas. Banco Central de Reserva del Perú. <https://www.bcrp.gob.pe/>

CS1_PRT Inst. Nacional de Estatística (2001). Portuguese Historical Statistics. INE. <https://www.ine.pt/xurl/pub/138364>

CS1_USA Fed. Reserve Bank of St. Louis (2024). Federal Reserve Economic Data. <https://fred.stlouisfed.org/>

References

-
- CS1_VEN** Baptista, Asdrúbal (1997). Bases Cuantitativas de la Economía Venezolana 1830-1995. Fundación Polar. https://bibliofep.fundacionempresaspolarg.org/media/1378171/09-baseseconomia_libro.pdf
-
- CS2_COL** Banco de la República, Colombia (2026). Series Estadísticas Históricas — Unidad de Bases de Datos Apertura (UBA). Banco de la República de Colombia. <https://uba.banrep.gov.co>
-
- CS2_DEU** Deutsche Bundesbank (1976). Deutsches Geld- und Bankwesen in Zahlen 1876-1945.
-
- CS2_ESP** Banco de España (2024). Historical and Statistical Database - Historical Series of the Spanish Economy. <https://repositorio.bde.es/handle/123456789/23358>
-
- CS2_IND** Government of India (1922). Statistical Abstract relating to British India. His Majesty's Stationery Office. <https://dsal.uchicago.edu/statistics/>
-
- CS2_ISL** Statistics Iceland (1997). Hagskinna — Icelandic Historical Statistics from the 17th Century to 1990. Hagstofa Íslands. <https://baekur.is/bok/8f318e69-dc49-4a9f-a8ec-805b2352bad0>
-
- CS2_KOR** Cha, Myung Soo and Kim, Nak Nyeon and Park, Ki-Joo and Park, Yitaek (2022). Historical Statistics of Korea. Springer.
-
- CS2_NLD** CBS and Univ. Groningen (2001). Tweehonderd jaar statistiek in tijdreeksen 1800-1999. .
-
- CS2_NOR** Eitheim, Øyvind and Klovland, Jan T. and Qvigstad, Jan F. (2023). Historical Monetary and Financial Statistics for Norway. Norges Bank. <https://www.norges-bank.no/en/news-events/news-publications/Papers/Occasional-Papers/57-historical-monetary-and-financial-statistics/>
-
- CS2_SWE** Lobell, Håkan (2025). Swedish Historical National Accounts 1300-2022: 2025 Update. Lund University Department of Economic History. <https://www.lusem.lu.se/organisation/departement-economic-history/research-department-economic-history/databases-department-economic-history/economic-history-data/swedish-historical-national-accounts-1300-2022>
-
- CS2_TWN** Taiwan Statistical Office (2025). Macroeconomic Data. .
-
- CS3_ARG** Ferreres, Orlando J and others (2005). Dos Siglos de Economía Argentina. Buenos Aires: Fundación norte y sur,.
-
- CS3_AUS** Foster, R. A. (1996). Australian Economic Statistics 1949-50 to 1994-95. Reserve Bank of Australia. <https://www.rba.gov.au/statistics/frequency/occ-paper-8.html>
-
- CS4_FRA** Villa, Pierre (1994). Une analyse macroéconomique de la France au XXème siècle. CNRS Éditions.
-
- EUS** Eurostat (2025). Eurostat Database. .
-
- HFS** Schuler, Kurt (2015). Establishing an International Data Archive on Free Banking. The Johns Hopkins Institute for Applied Economics, Global Health, and the Study of Business Enterprise. <https://ideas.repec.org/p/ris/jhisae/0024.html>
-
- IMF_IFS** International Monetary Fund (2025). IMF Data Portal. .
-
- IMF_WEO** International Monetary Fund (2025). World Economic Outlook Database. .
-
- IMF_WEO_forecast** International Monetary Fund (2025). World Economic Outlook Database. .
-
- JST** Jordá, Óscar and Schularick, Moritz and Taylor, Alan M. (2017). Macrofinancial History and the New Business Cycle Facts. <https://ideas.repec.org/a/ucp/macann/doi10.1086-690241.html>
-

References

Mitchell Brian Mitchell (2013). International Historical Statistics. Palgrave Macmillan London. <https://doi.org/10.1057/978-1-137-30568-8>

NBS National Bank of Serbia (2024). South-Eastern European Monetary and Economic Statistics from the 19th Century to World War II. <https://www.nbs.rs/en/drugi-nivo-navigacije/publikacije-istrazivanja/seemhn/seemhn-dctf/>

OECD_EO OECD (2024). OECD Economic Outlook Data. <https://www.oecd.org/en/topics/sub-issues/economic-outlook.html>

PWT Feenstra, Robert C. and Inklaar, Robert and Timmer, Marcel P. (2015). The Next Generation of the Penn World Table. <https://www.rug.nl/ggdc/productivity/pwt/?lang=en>

Tena Federico, Giovanni and Tena-Junguito, Antonio (2019). World Trade, 1800-1938: A New Synthesis. https://ideas.repec.org/a/cup/reveco/v37y2019i01p9-41_00.html

UN United Nations (2024). National Accounts - Analysis of Main Aggregates (AMA). <https://unstats.un.org/unsd/snaama/Downloads>

UN_trade UN Statistics Division (2025). UN Comtrade: Historical Trade Statistics 1900-1960. .

WDI World Bank (2024). World Development Indicators. <https://data.worldbank.org/indicator>

WDI_ARC World Bank (1999). World Development Indicators (Archives). <https://databank.worldbank.org/source/wdi-database-archives>
