

# General Government Tax Revenue To GDP

*in %*

---

RELEASE

2026\_07

COVERAGE

1798 – 2027

## GENERAL GOVERNMENT TAX REVENUE IN PERCENT OF GDP (%)

---

|                        |    |
|------------------------|----|
| Afghanistan            | 9  |
| Albania                | 10 |
| Algeria                | 11 |
| Angola                 | 12 |
| Argentina              | 13 |
| Armenia                | 14 |
| Australia              | 15 |
| Austria                | 16 |
| Azerbaijan             | 17 |
| Bahrain                | 18 |
| Bangladesh             | 19 |
| Barbados               | 20 |
| Belarus                | 21 |
| Belgium                | 22 |
| Bhutan                 | 23 |
| Bolivia                | 24 |
| Bosnia and Herzegovina | 25 |
| Brazil                 | 26 |
| Brunei                 | 27 |
| Bulgaria               | 28 |
| Burkina Faso           | 29 |
| Cambodia               | 30 |
| Canada                 | 31 |
| Cape Verde             | 32 |

## GENERAL GOVERNMENT TAX REVENUE IN PERCENT OF GDP (%)

---

|                    |    |
|--------------------|----|
| Chile              | 33 |
| China              | 34 |
| Colombia           | 35 |
| Costa Rica         | 36 |
| Croatia            | 37 |
| Cyprus             | 38 |
| Czech Republic     | 39 |
| Denmark            | 40 |
| Djibouti           | 41 |
| Dominican Republic | 42 |
| Ecuador            | 43 |
| Egypt              | 44 |
| El Salvador        | 45 |
| Estonia            | 46 |
| Fiji               | 47 |
| Finland            | 48 |
| France             | 49 |
| Georgia            | 50 |
| Germany            | 51 |
| Greece             | 52 |
| Guatemala          | 53 |
| Honduras           | 54 |
| Hong Kong          | 55 |
| Hungary            | 56 |

## GENERAL GOVERNMENT TAX REVENUE IN PERCENT OF GDP (%)

---

|             |    |
|-------------|----|
| Iceland     | 57 |
| India       | 58 |
| Indonesia   | 59 |
| Iran        | 60 |
| Iraq        | 61 |
| Ireland     | 62 |
| Israel      | 63 |
| Italy       | 64 |
| Ivory Coast | 65 |
| Japan       | 66 |
| Jordan      | 67 |
| Kazakhstan  | 68 |
| Kenya       | 69 |
| Kuwait      | 70 |
| Kyrgyzstan  | 71 |
| Laos        | 72 |
| Latvia      | 73 |
| Lebanon     | 74 |
| Lesotho     | 75 |
| Libya       | 76 |
| Lithuania   | 77 |
| Luxembourg  | 78 |
| Macedonia   | 79 |
| Malaysia    | 80 |

## GENERAL GOVERNMENT TAX REVENUE IN PERCENT OF GDP (%)

---

|                  |     |
|------------------|-----|
| Maldives         | 81  |
| Malta            | 82  |
| Mauritania       | 83  |
| Mauritius        | 84  |
| Mexico           | 85  |
| Moldova          | 86  |
| Mongolia         | 87  |
| Morocco          | 88  |
| Myanmar          | 89  |
| Namibia          | 90  |
| Nepal            | 91  |
| Netherlands      | 92  |
| New Zealand      | 93  |
| Norway           | 94  |
| Oman             | 95  |
| Pakistan         | 96  |
| Palestine        | 97  |
| Papua New Guinea | 98  |
| Paraguay         | 99  |
| Peru             | 100 |
| Philippines      | 101 |
| Poland           | 102 |
| Portugal         | 103 |
| Qatar            | 104 |

## GENERAL GOVERNMENT TAX REVENUE IN PERCENT OF GDP (%)

---

|                       |     |
|-----------------------|-----|
| Republic of the Congo | 105 |
| Romania               | 106 |
| Russian Federation    | 107 |
| Rwanda                | 108 |
| Saudi Arabia          | 109 |
| Senegal               | 110 |
| Serbia                | 111 |
| Seychelles            | 112 |
| Singapore             | 113 |
| Slovakia              | 114 |
| Slovenia              | 115 |
| Somalia               | 116 |
| South Africa          | 117 |
| South Korea           | 118 |
| Spain                 | 119 |
| Sri Lanka             | 120 |
| Sudan                 | 121 |
| Sweden                | 122 |
| Switzerland           | 123 |
| Syria                 | 124 |
| Taiwan                | 125 |
| Tajikistan            | 126 |
| Tanzania              | 127 |
| Thailand              | 128 |

## GENERAL GOVERNMENT TAX REVENUE IN PERCENT OF GDP (%)

---

|                                  |     |
|----------------------------------|-----|
| Timor-Leste                      | 129 |
| Tunisia                          | 130 |
| Turkey                           | 131 |
| Turkmenistan                     | 132 |
| Uganda                           | 133 |
| Ukraine                          | 134 |
| United Arab Emirates             | 135 |
| United Kingdom                   | 136 |
| United States                    | 137 |
| Uzbekistan                       | 138 |
| Vietnam                          | 139 |
| Yemen                            | 140 |
| Andorra                          | 141 |
| Comoros                          | 142 |
| Cook Islands                     | 143 |
| Kiribati                         | 144 |
| Kosovo                           | 145 |
| Macau                            | 146 |
| Marshall Islands                 | 147 |
| Micronesia (Federated States of) | 148 |
| Nauru                            | 149 |
| Palau                            | 150 |
| Samoa                            | 151 |
| San Marino                       | 152 |

## GENERAL GOVERNMENT TAX REVENUE IN PERCENT OF GDP (%)

---

|                 |     |
|-----------------|-----|
| Solomon Islands | 153 |
| Tonga           | 154 |
| Tuvalu          | 155 |
| Vanuatu         | 156 |
| References      | 157 |

# Afghanistan

COVERAGE  
2005–2020

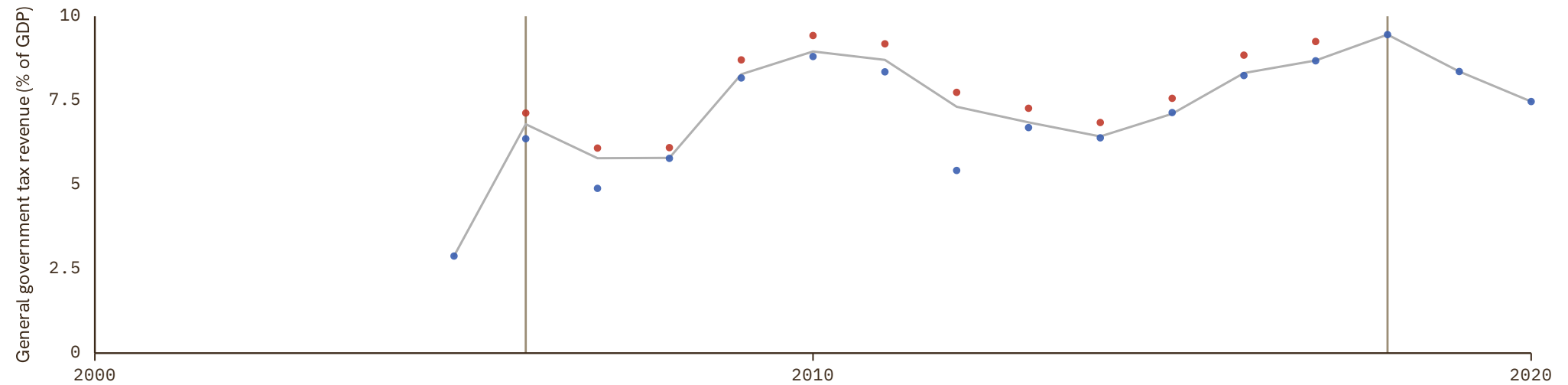
UNIT  
in %

## 1 Source composition

| SOURCE                             | CODE    | TIME SPAN   | NOTES   |
|------------------------------------|---------|-------------|---|
| Asian Development Bank (2024)      | ADB     | 2005 - 2005 | Ratio-spliced using overlapping data in 2006: (ratio = 100%). |
| International Monetary Fund (2024) | IMF GFS | 2006 - 2017 | Baseline source, overlaps with anchor year 2015.              |
| Asian Development Bank (2024)      | ADB     | 2018 - 2020 | Ratio-spliced using overlapping data in 2021: (ratio = 100%). |

## 2 Harmonised series

— GMD estimate | Source change ● ADB ● IMF GFS



# Albania

COVERAGE  
2005–2023

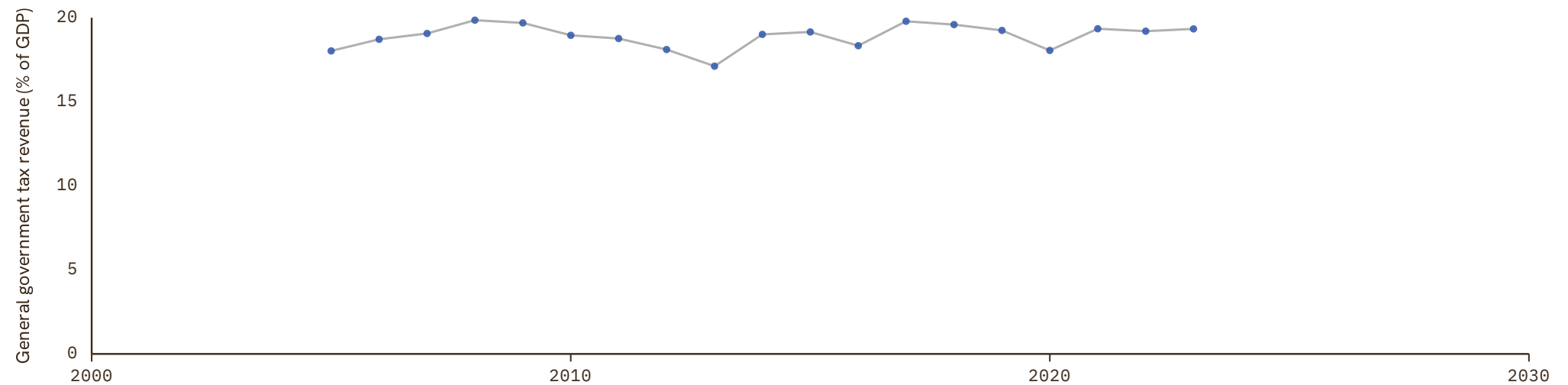
UNIT  
in %

## 1 Source composition

| SOURCE                             | CODE    | TIME SPAN   | NOTES  |
|------------------------------------|---------|-------------|--|
| International Monetary Fund (2024) | IMF GFS | 2005 - 2023 | Baseline source, overlaps with anchor year 2015. |

## 2 Harmonised series

— GMD estimate ● IMF GFS



# Algeria

COVERAGE  
2013–2021

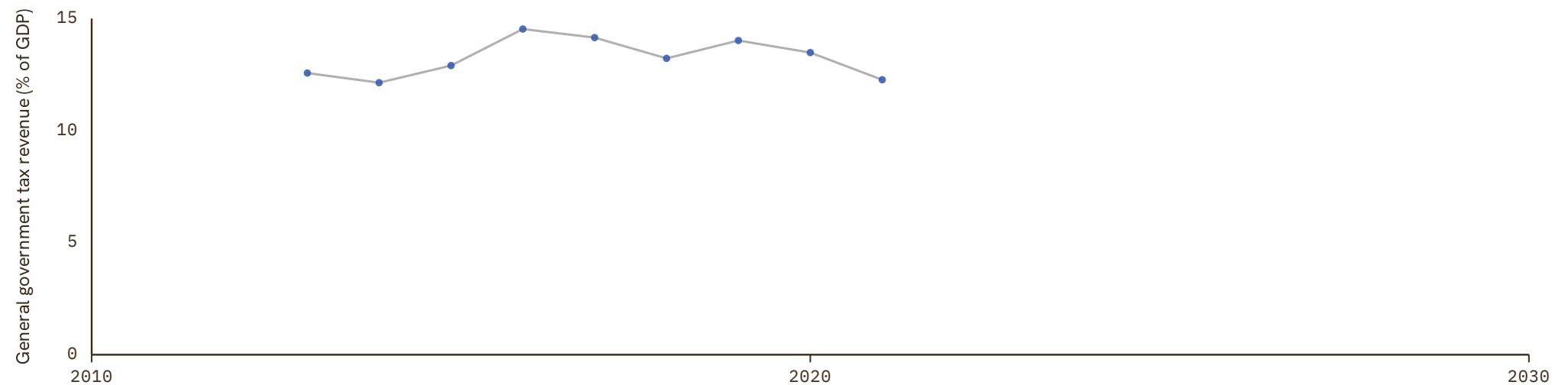
UNIT  
in %

## 1 Source composition

| SOURCE                    | CODE | TIME SPAN   | NOTES  |
|---------------------------|------|-------------|--|
| Arab Monetary Fund (2024) | AMF  | 2013 - 2021 | Baseline source, overlaps with anchor year 2015. |

## 2 Harmonised series

— GMD estimate ● AMF



# Angola

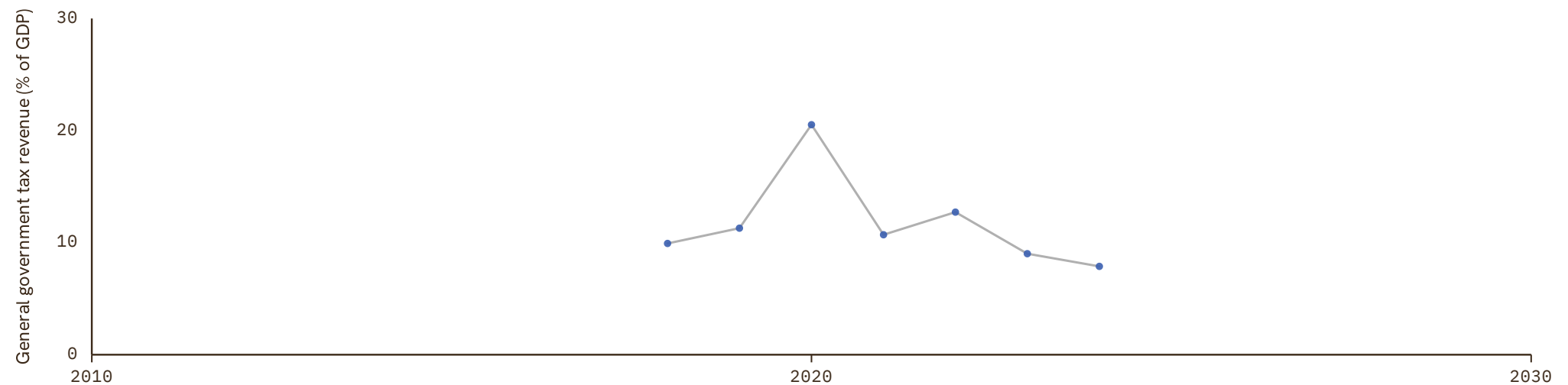
COVERAGE  
2018–2024UNIT  
in %

## 1 Source composition

| SOURCE                             | CODE    | TIME SPAN   | NOTES   |
|------------------------------------|---------|-------------|---|
| International Monetary Fund (2024) | IMF GFS | 2018 - 2024 | Ratio-spliced using overlapping data in 2025: (ratio = 100%). |

## 2 Harmonised series

— GMD estimate ● IMF GFS



# Argentina

COVERAGE  
2002–2004

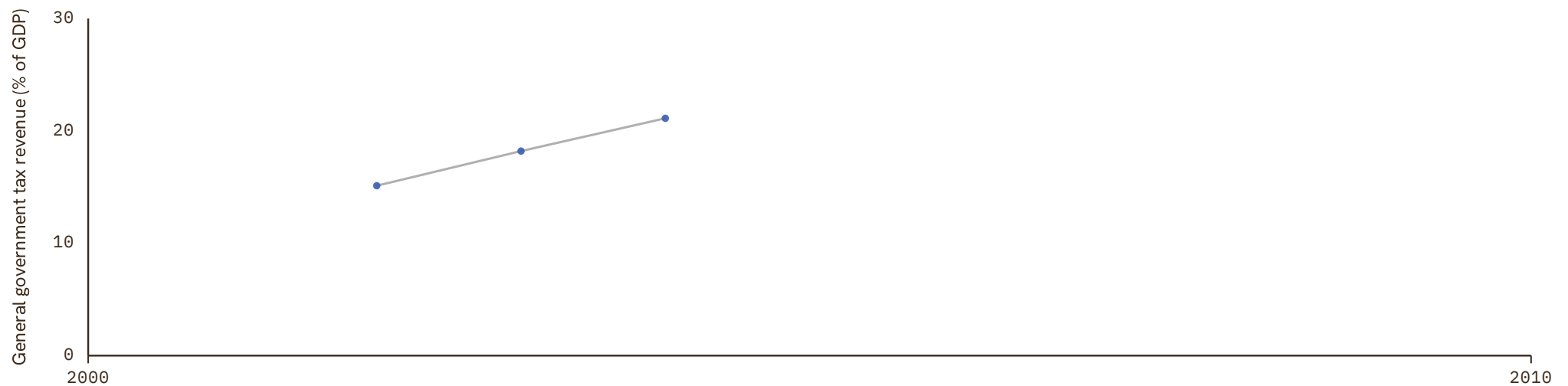
UNIT  
in %

## 1 Source composition

| SOURCE                             | CODE    | TIME SPAN   | NOTES   |
|------------------------------------|---------|-------------|---|
| International Monetary Fund (2024) | IMF GFS | 2002 - 2004 | Ratio-spliced using overlapping data in 2005: (ratio = 100%). |

## 2 Harmonised series

— GMD estimate ● IMF GFS



# Armenia

COVERAGE  
2000–2024

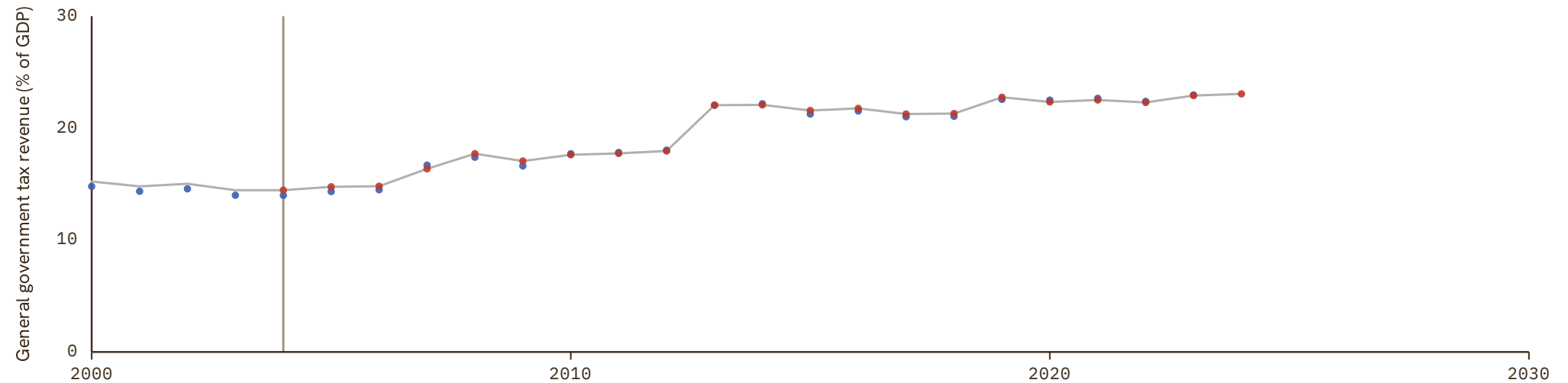
UNIT  
in %

## 1 Source composition

| SOURCE                             | CODE    | TIME SPAN   | NOTES   |
|------------------------------------|---------|-------------|---|
| Asian Development Bank (2024)      | ADB     | 2000 - 2003 | Ratio-spliced using overlapping data in 2004: (ratio = 100%). |
| International Monetary Fund (2024) | IMF GFS | 2004 - 2024 | Baseline source, overlaps with anchor year 2015.              |

## 2 Harmonised series

— GMD estimate | Source change ● ADB ● IMF GFS



# Australia

COVERAGE  
1850–2023

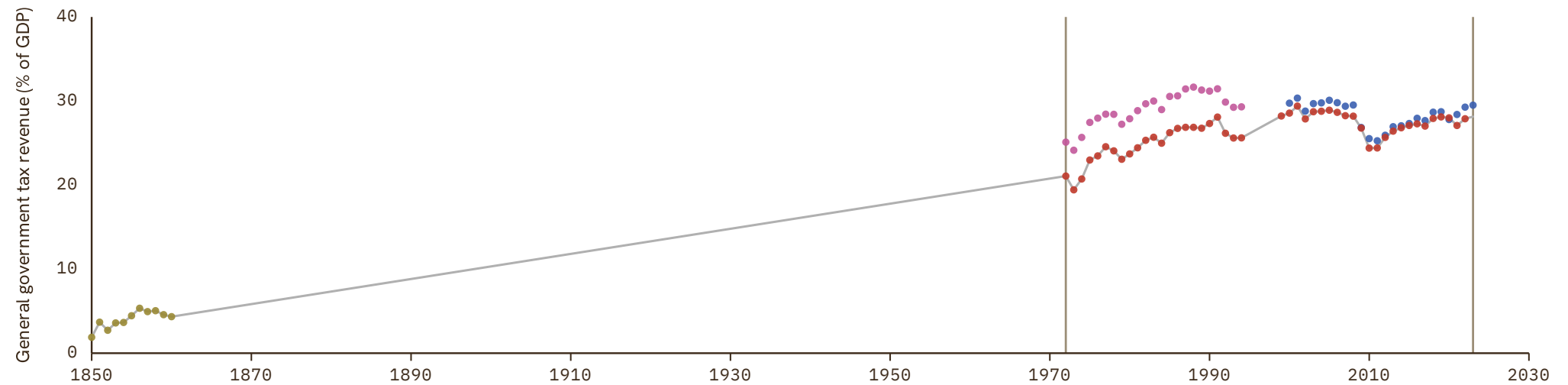
UNIT  
in %

## 1 Source composition

| SOURCE                             | CODE    | TIME SPAN   | NOTES   |
|------------------------------------|---------|-------------|---|
| Vamplew (1987)                     | CS2 AUS | 1850 - 1860 | Ratio-spliced using overlapping data in 1861: (ratio = 100%). |
| International Monetary Fund (2024) | IMF GFS | 1972 - 2022 | Baseline source, overlaps with anchor year 2015.              |
| Asian Development Bank (2024)      | ADB     | 2023 - 2023 | Ratio-spliced using overlapping data in 2024: (ratio = 100%). |

## 2 Harmonised series

— GMD estimate | Source change ● ADB ● IMF GFS ● CS2 ● CS3



# Austria

COVERAGE  
1972-2027

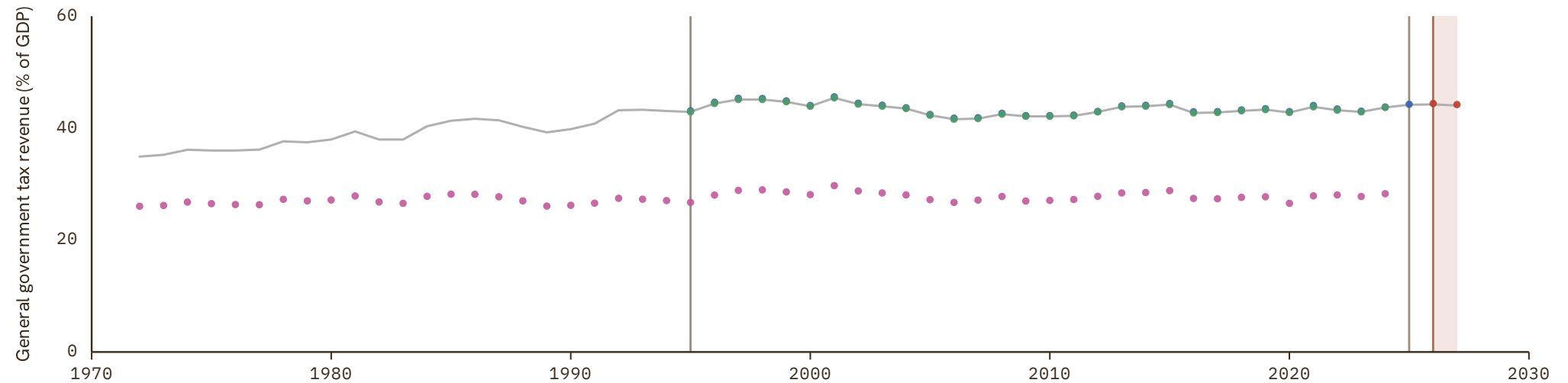
UNIT  
in %

## 1 Source composition

| SOURCE   | CODE           | TIME SPAN   | NOTES   |
|--|----------------|-------------|---|
| <a href="#">International Monetary Fund (2024)</a> | IMF GFS        | 1972 - 1994 | Ratio-spliced using overlapping data in 1995: (ratio = 100%). |
| <a href="#">Eurostat (2025)</a>                    | EUS            | 1995 - 2024 | Baseline source, overlaps with anchor year 2015.              |
| <a href="#">European Commission (2024)</a>         | AMECO          | 2025 - 2025 | Ratio-spliced using overlapping data in 2026: (ratio = 100%). |
| <a href="#">AMECO forecast</a>                     | AMECO forecast | 2026 - 2027 | Ratio-spliced using overlapping data in 2028: (ratio = 100%). |

## 2 Harmonised series

GMD forecast
 — GMD estimate
| Source change
● AMECO
● AMECO forecast
● EUS
● IMF GFS



# Azerbaijan

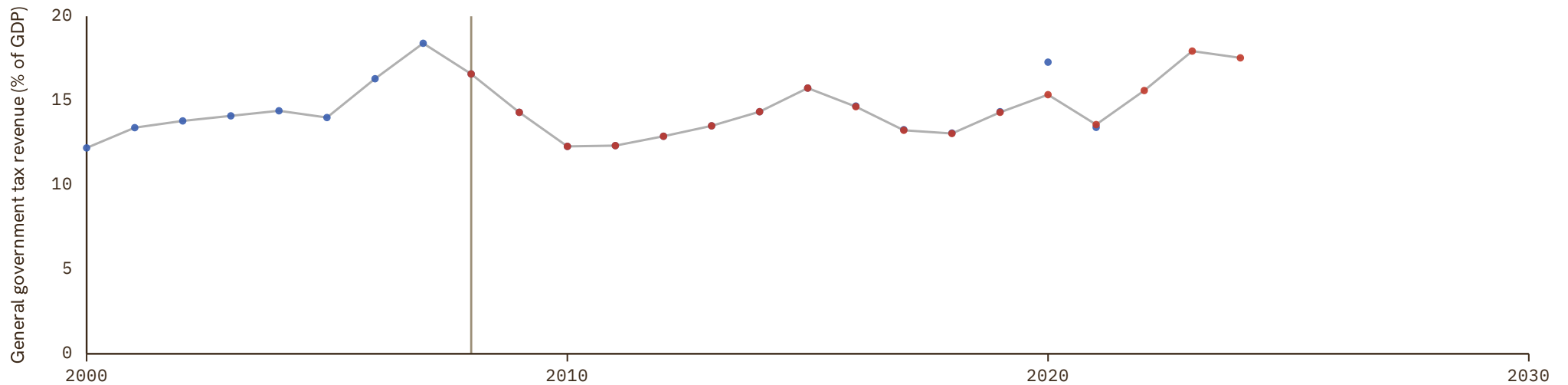
COVERAGE | UNIT  
2000-2024 | in %

## 1 Source composition

| SOURCE                             | CODE    | TIME SPAN   | NOTES   |
|------------------------------------|---------|-------------|---|
| Asian Development Bank (2024)      | ADB     | 2000 - 2007 | Ratio-spliced using overlapping data in 2008: (ratio = 100%). |
| International Monetary Fund (2024) | IMF GFS | 2008 - 2024 | Baseline source, overlaps with anchor year 2015.              |

## 2 Harmonised series

— GMD estimate | Source change ● ADB ● IMF GFS



# Bahrain

COVERAGE  
2013–2021

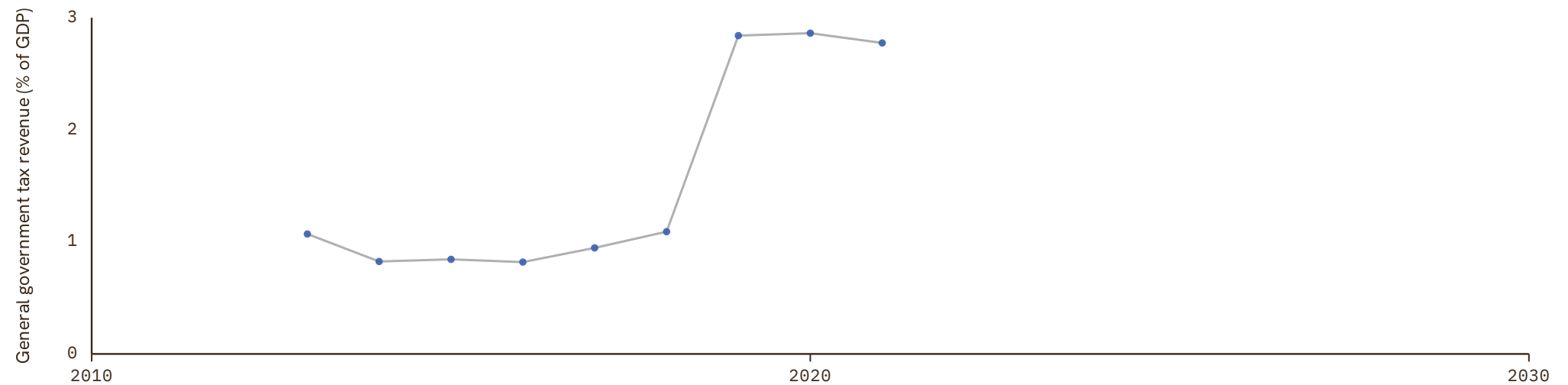
UNIT  
in %

## 1 Source composition

| SOURCE                    | CODE | TIME SPAN   | NOTES  |
|---------------------------|------|-------------|--|
| Arab Monetary Fund (2024) | AMF  | 2013 - 2021 | Baseline source, overlaps with anchor year 2015. |

## 2 Harmonised series

— GMD estimate ● AMF



# Bangladesh

COVERAGE  
2000–2021

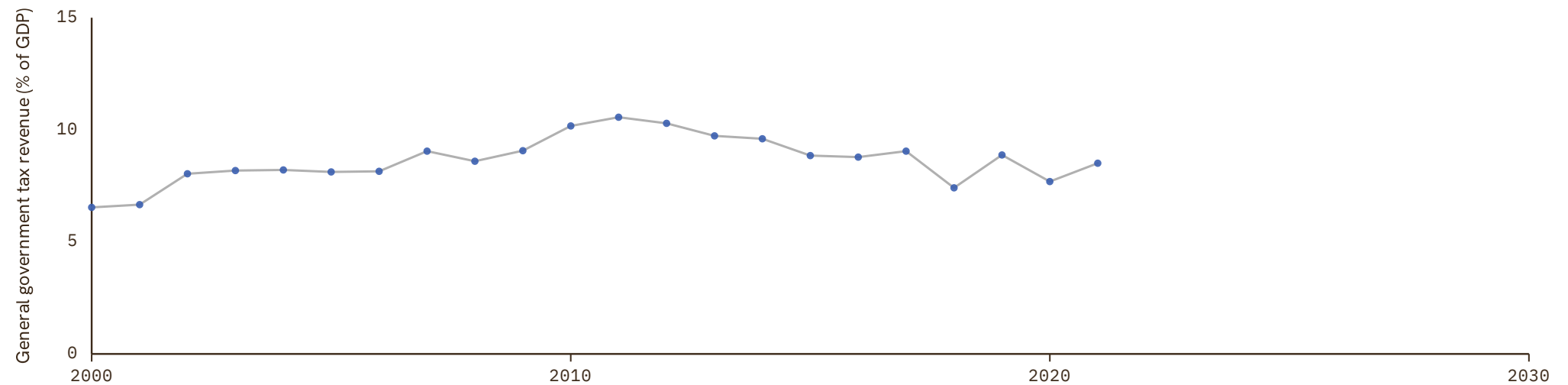
UNIT  
in %

## 1 Source composition

| SOURCE                        | CODE | TIME SPAN   | NOTES  |
|-------------------------------|------|-------------|--|
| Asian Development Bank (2024) | ADB  | 2000 - 2021 | Baseline source, overlaps with anchor year 2015. |

## 2 Harmonised series

— GMD estimate ● ADB



# Barbados

COVERAGE  
2003–2004

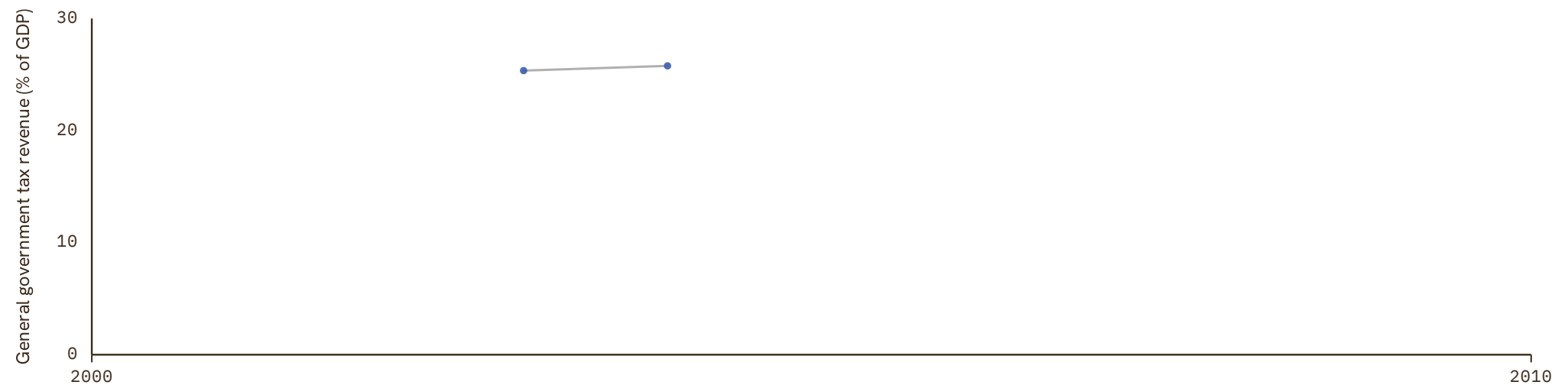
UNIT  
in %

## 1 Source composition

| SOURCE   | CODE    | TIME SPAN   | NOTES   |
|--|---------|-------------|---|
| <a href="#">International Monetary Fund (2024)</a> | IMF GFS | 2003 - 2004 | Ratio-spliced using overlapping data in 2005: (ratio = 100%). |

## 2 Harmonised series

— GMD estimate ● IMF GFS



# Belarus

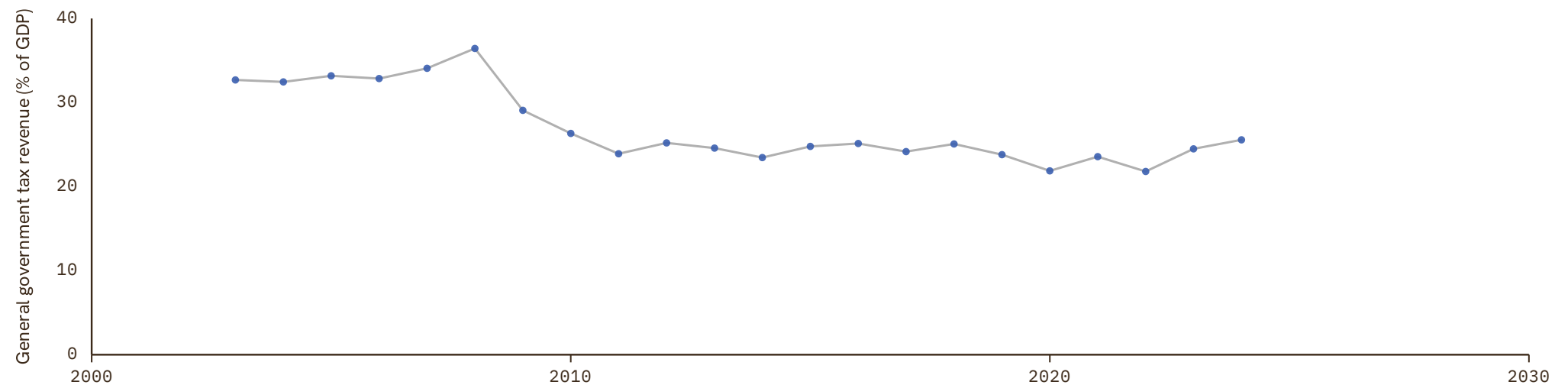
COVERAGE  
2003–2024UNIT  
in %

## 1 Source composition

| SOURCE   | CODE    | TIME SPAN   | NOTES  |
|--|---------|-------------|--|
| <a href="#">International Monetary Fund (2024)</a> | IMF GFS | 2003 - 2024 | Baseline source, overlaps with anchor year 2015. |

## 2 Harmonised series

— GMD estimate ● IMF GFS



# Belgium

COVERAGE  
1973-2027

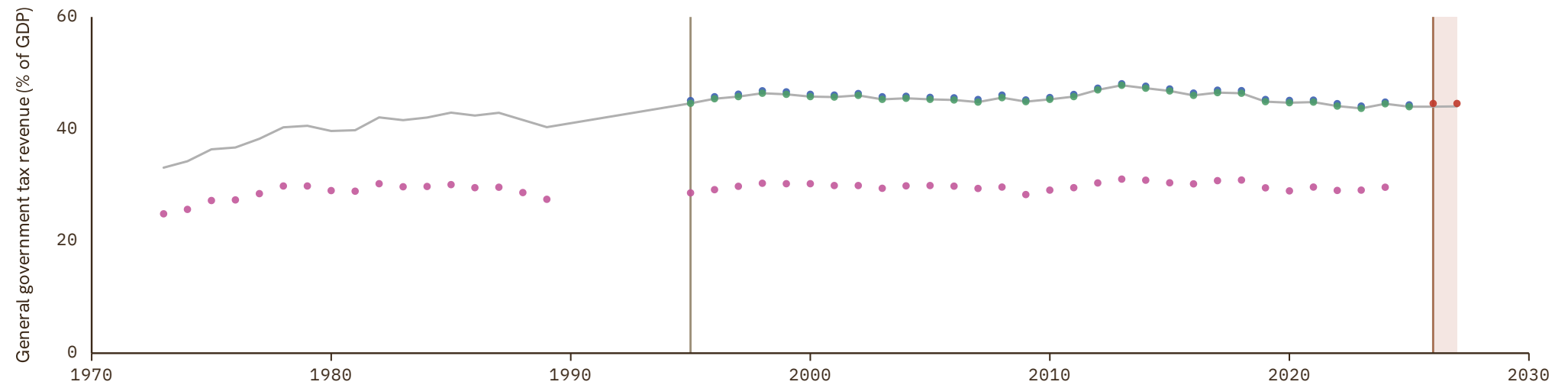
UNIT  
in %

## 1 Source composition

| SOURCE   | CODE           | TIME SPAN   | NOTES   |
|--|----------------|-------------|---|
| <a href="#">International Monetary Fund (2024)</a> | IMF GFS        | 1973 - 1989 | Ratio-spliced using overlapping data in 1990: (ratio = 100%). |
| <a href="#">Eurostat (2025)</a>                    | EUS            | 1995 - 2025 | Baseline source, overlaps with anchor year 2015.              |
| <a href="#">AMECO forecast</a>                     | AMECO forecast | 2026 - 2027 | Ratio-spliced using overlapping data in 2028: (ratio = 100%). |

## 2 Harmonised series

GMD forecast
 — GMD estimate
 | Source change
 ● AMECO
 ● AMECO forecast
 ● EUS
 ● IMF GFS



# Bhutan

COVERAGE  
2000–2023

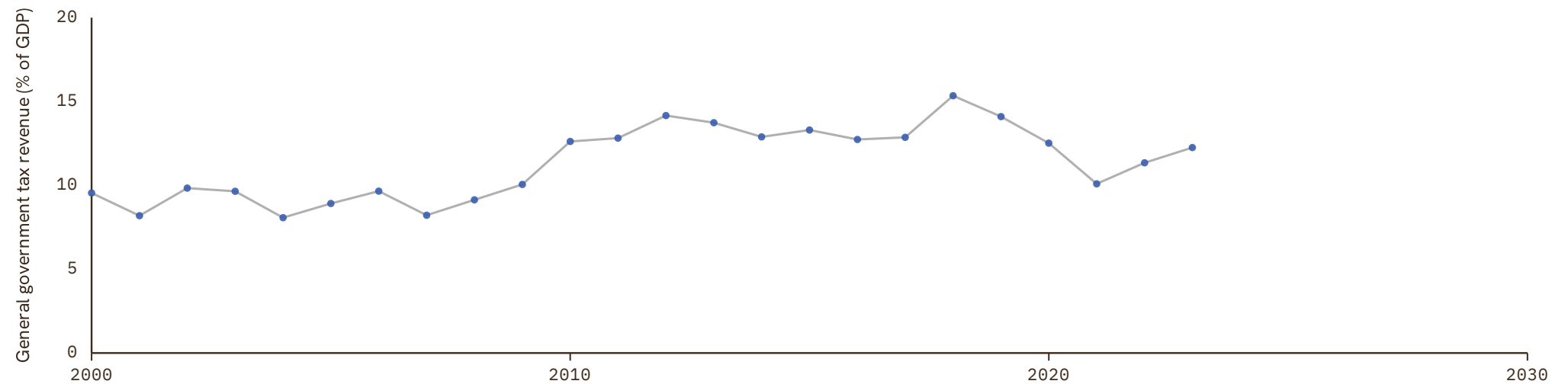
UNIT  
in %

## 1 Source composition

| SOURCE                        | CODE | TIME SPAN   | NOTES  |
|-------------------------------|------|-------------|--|
| Asian Development Bank (2024) | ADB  | 2000 - 2023 | Baseline source, overlaps with anchor year 2015. |

## 2 Harmonised series

— GMD estimate ● ADB



# Bolivia

COVERAGE  
1986-2007

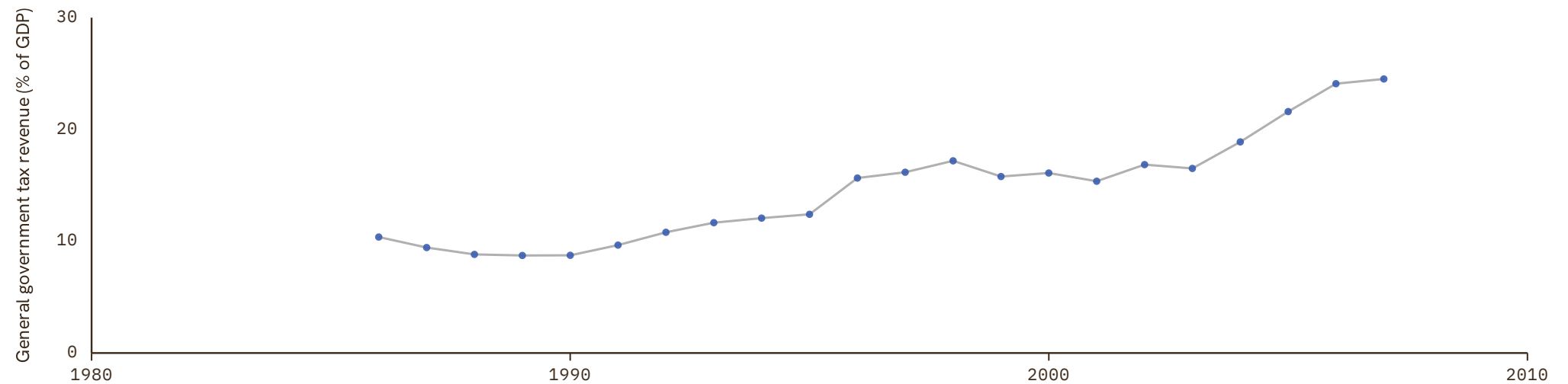
UNIT  
in %

## 1 Source composition

| SOURCE                             | CODE    | TIME SPAN   | NOTES   |
|------------------------------------|---------|-------------|---|
| International Monetary Fund (2024) | IMF GFS | 1986 - 2007 | Ratio-spliced using overlapping data in 2008: (ratio = 100%). |

## 2 Harmonised series

— GMD estimate ● IMF GFS



# Bosnia and Herzegovina

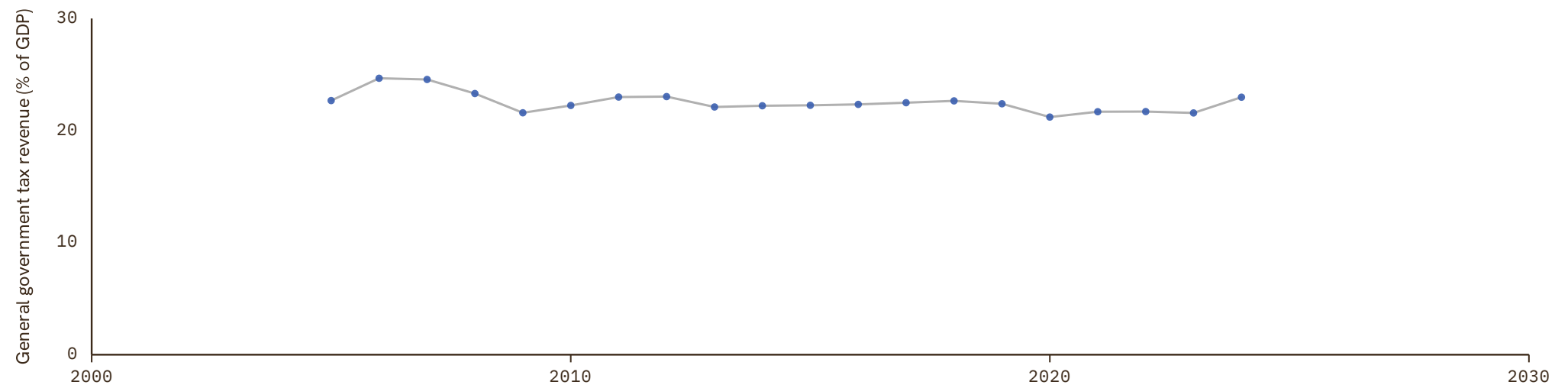
COVERAGE  
2005–2024UNIT  
in %

## 1 Source composition

| SOURCE                             | CODE    | TIME SPAN   | NOTES  |
|------------------------------------|---------|-------------|--|
| International Monetary Fund (2024) | IMF GFS | 2005 - 2024 | Baseline source, overlaps with anchor year 2015. |

## 2 Harmonised series

— GMD estimate ● IMF GFS



# Brazil

COVERAGE  
2010–2024

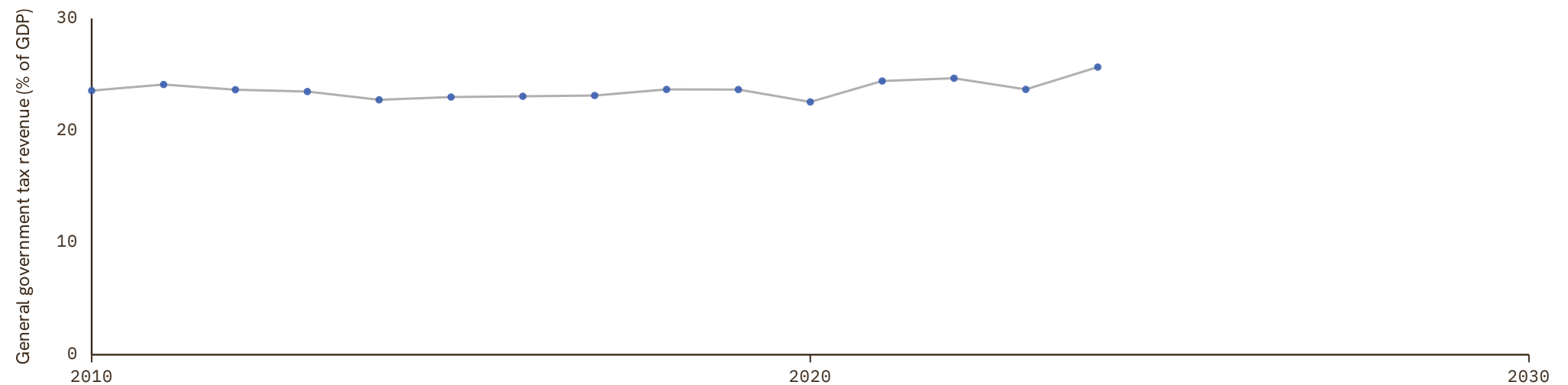
UNIT  
in %

## 1 Source composition

| SOURCE   | CODE    | TIME SPAN   | NOTES  |
|--|---------|-------------|--|
| <a href="#">International Monetary Fund (2024)</a> | IMF GFS | 2010 - 2024 | Baseline source, overlaps with anchor year 2015. |

## 2 Harmonised series

— GMD estimate ● IMF GFS



# Brunei

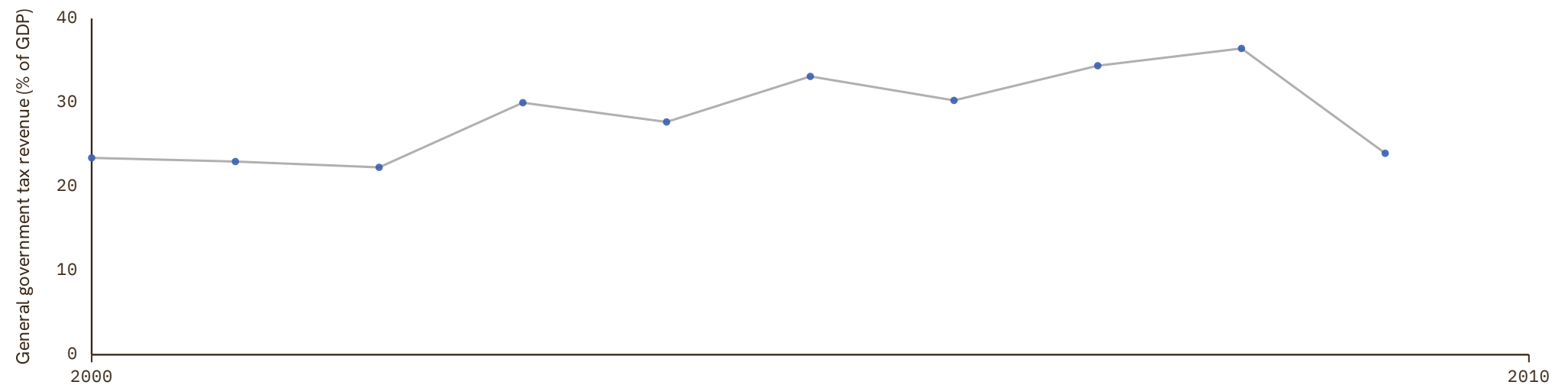
COVERAGE  
2000–2009UNIT  
in %

## 1 Source composition

| SOURCE                        | CODE | TIME SPAN   | NOTES   |
|-------------------------------|------|-------------|---|
| Asian Development Bank (2024) | ADB  | 2000 - 2009 | Ratio-spliced using overlapping data in 2010: (ratio = 100%). |

## 2 Harmonised series

— GMD estimate ● ADB



# Bulgaria

COVERAGE  
1990–2027

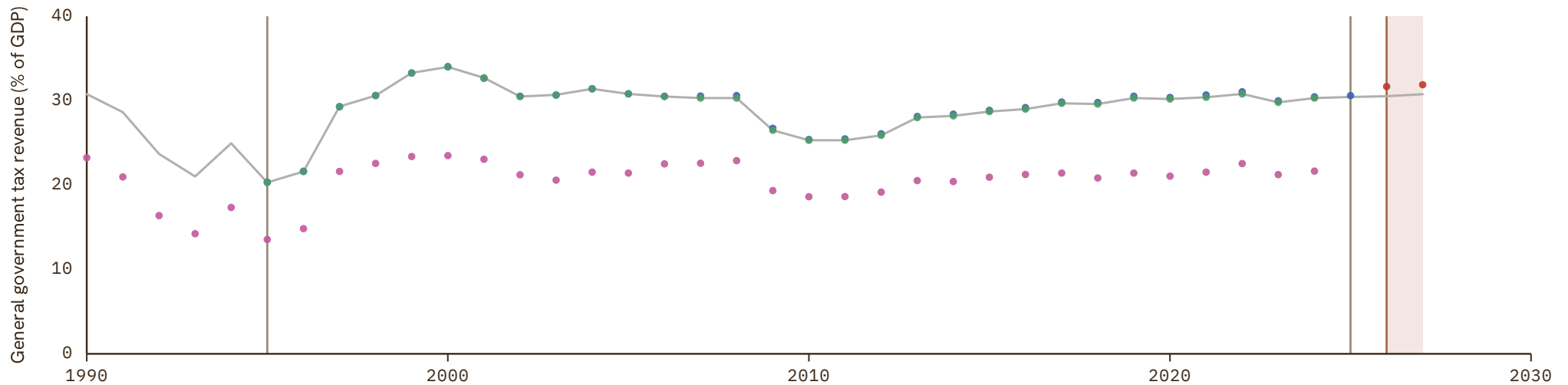
UNIT  
in %

## 1 Source composition

| SOURCE   | CODE           | TIME SPAN   | NOTES   |
|--|----------------|-------------|---|
| <a href="#">International Monetary Fund (2024)</a> | IMF GFS        | 1990 - 1994 | Ratio-spliced using overlapping data in 1995: (ratio = 100%). |
| <a href="#">Eurostat (2025)</a>                    | EUS            | 1995 - 2024 | Baseline source, overlaps with anchor year 2015.              |
| <a href="#">European Commission (2024)</a>         | AMECO          | 2025 - 2025 | Ratio-spliced using overlapping data in 2026: (ratio = 100%). |
| <a href="#">AMECO forecast</a>                     | AMECO forecast | 2026 - 2027 | Ratio-spliced using overlapping data in 2028: (ratio = 100%). |

## 2 Harmonised series

■ GMD forecast  
 — GMD estimate  
  Source change  
 ● AMECO  
 ● AMECO forecast  
 ● EUS  
 ● IMF GFS



# Burkina Faso

COVERAGE  
2020–2023UNIT  
in %

## 1 Source composition

| SOURCE                             | CODE    | TIME SPAN   | NOTES   |
|------------------------------------|---------|-------------|---|
| International Monetary Fund (2024) | IMF GFS | 2020 - 2023 | Ratio-spliced using overlapping data in 2024: (ratio = 100%). |

## 2 Harmonised series

— GMD estimate ● IMF GFS



# Cambodia

COVERAGE  
2005–2023

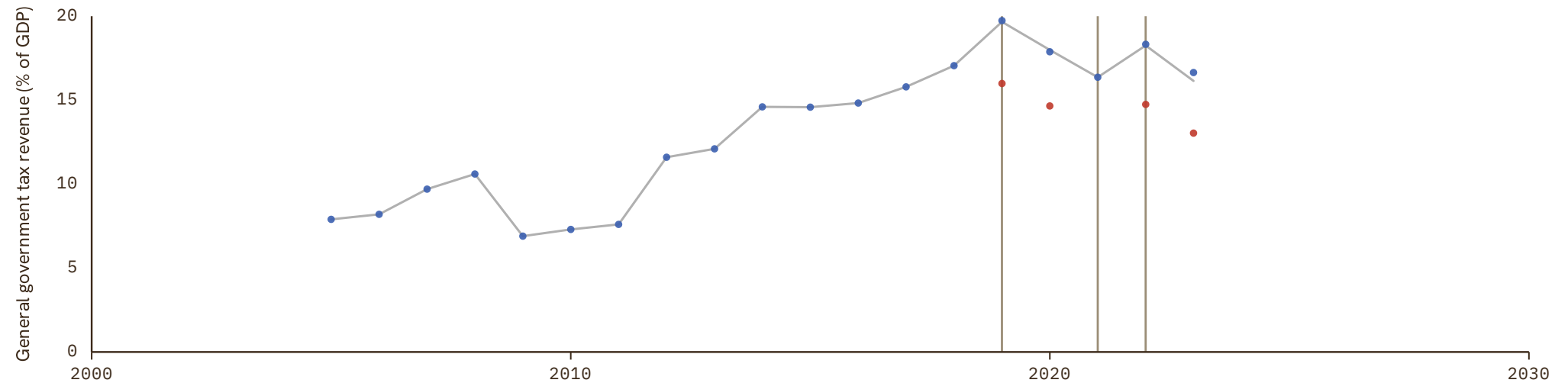
UNIT  
in %

## 1 Source composition

| SOURCE                             | CODE    | TIME SPAN   | NOTES   |
|------------------------------------|---------|-------------|---|
| Asian Development Bank (2024)      | ADB     | 2005 - 2018 | Baseline source, overlaps with anchor year 2015.              |
| International Monetary Fund (2024) | IMF GFS | 2019 - 2020 | Ratio-spliced using overlapping data in 2021: (ratio = 100%). |
| Asian Development Bank (2024)      | ADB     | 2021 - 2021 | Ratio-spliced using overlapping data in 2022: (ratio = 100%). |
| International Monetary Fund (2024) | IMF GFS | 2022 - 2023 | Ratio-spliced using overlapping data in 2024: (ratio = 100%). |

## 2 Harmonised series

— GMD estimate | Source change ● ADB ● IMF GFS



# Canada

COVERAGE  
1990–2024

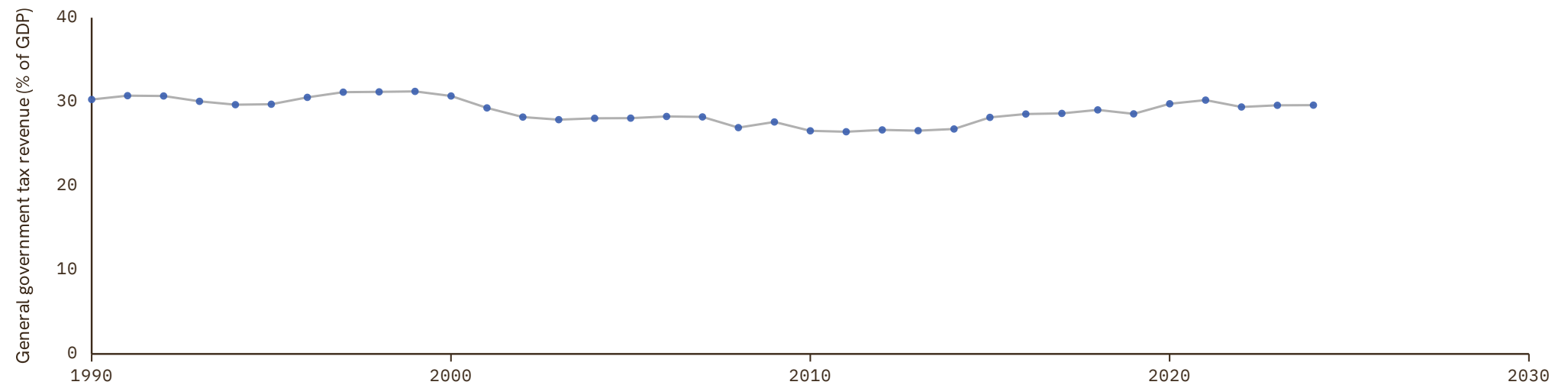
UNIT  
in %

## 1 Source composition

| SOURCE                             | CODE    | TIME SPAN   | NOTES  |
|------------------------------------|---------|-------------|--|
| International Monetary Fund (2024) | IMF GFS | 1990 - 2024 | Baseline source, overlaps with anchor year 2015. |

## 2 Harmonised series

— GMD estimate ● IMF GFS



# Cape Verde

COVERAGE  
2008–2016

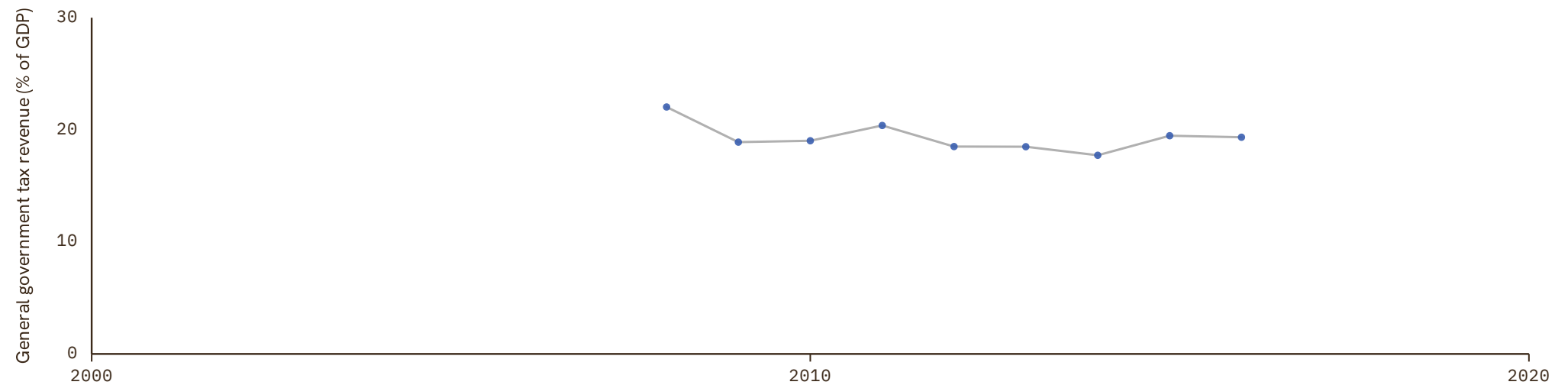
UNIT  
in %

## 1 Source composition

| SOURCE                             | CODE    | TIME SPAN   | NOTES  |
|------------------------------------|---------|-------------|--|
| International Monetary Fund (2024) | IMF GFS | 2008 - 2016 | Baseline source, overlaps with anchor year 2015. |

## 2 Harmonised series

— GMD estimate ● IMF GFS



# Chile

COVERAGE  
1974-2024

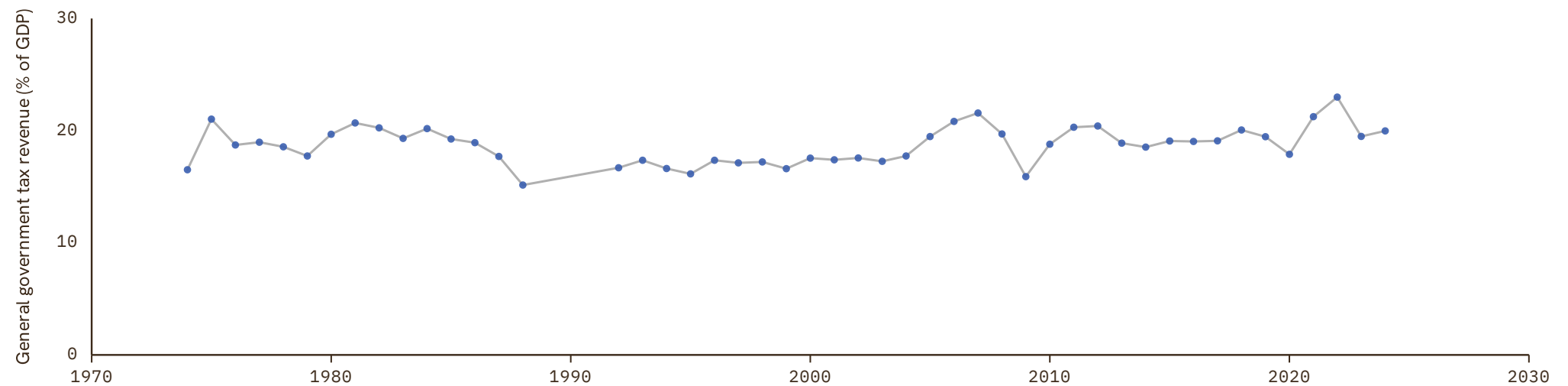
UNIT  
in %

## 1 Source composition

| SOURCE                             | CODE    | TIME SPAN   | NOTES  |
|------------------------------------|---------|-------------|--|
| International Monetary Fund (2024) | IMF GFS | 1974 - 2024 | Baseline source, overlaps with anchor year 2015. |

## 2 Harmonised series

— GMD estimate ● IMF GFS



# China

COVERAGE  
1952-2024

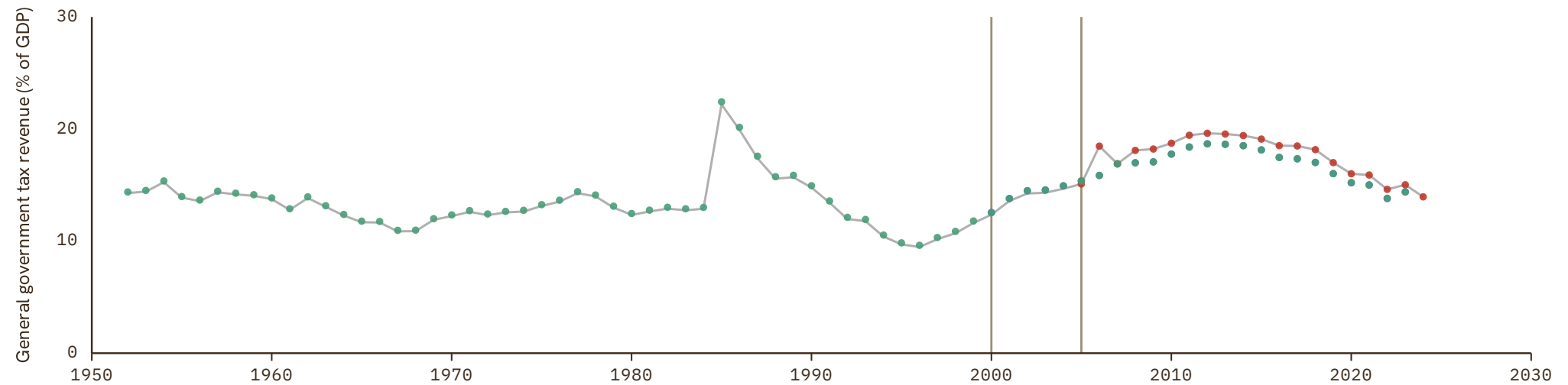
UNIT  
in %

## 1 Source composition

| SOURCE                             | CODE    | TIME SPAN   | NOTES   |
|------------------------------------|---------|-------------|---|
| Natl Bureau of Statistics (2024)   | CS1 CHN | 1952 - 1999 | Ratio-spliced using overlapping data in 2000: (ratio = 100%). |
| Asian Development Bank (2024)      | ADB     | 2000 - 2004 | Ratio-spliced using overlapping data in 2005: (ratio = 100%). |
| International Monetary Fund (2024) | IMF GFS | 2005 - 2024 | Baseline source, overlaps with anchor year 2015.              |

## 2 Harmonised series

— GMD estimate | Source change ● ADB ● IMF GFS ● CS1



# Colombia

COVERAGE  
1998-2024

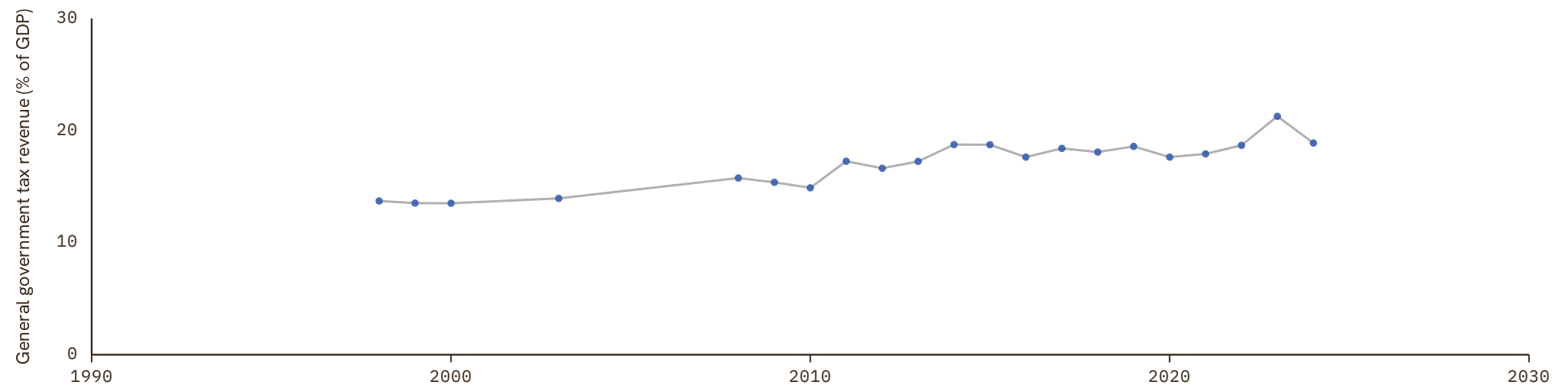
UNIT  
in %

## 1 Source composition

| SOURCE   | CODE    | TIME SPAN   | NOTES  |
|--|---------|-------------|--|
| <a href="#">International Monetary Fund (2024)</a> | IMF GFS | 1998 - 2024 | Baseline source, overlaps with anchor year 2015. |

## 2 Harmonised series

— GMD estimate ● IMF GFS



# Costa Rica

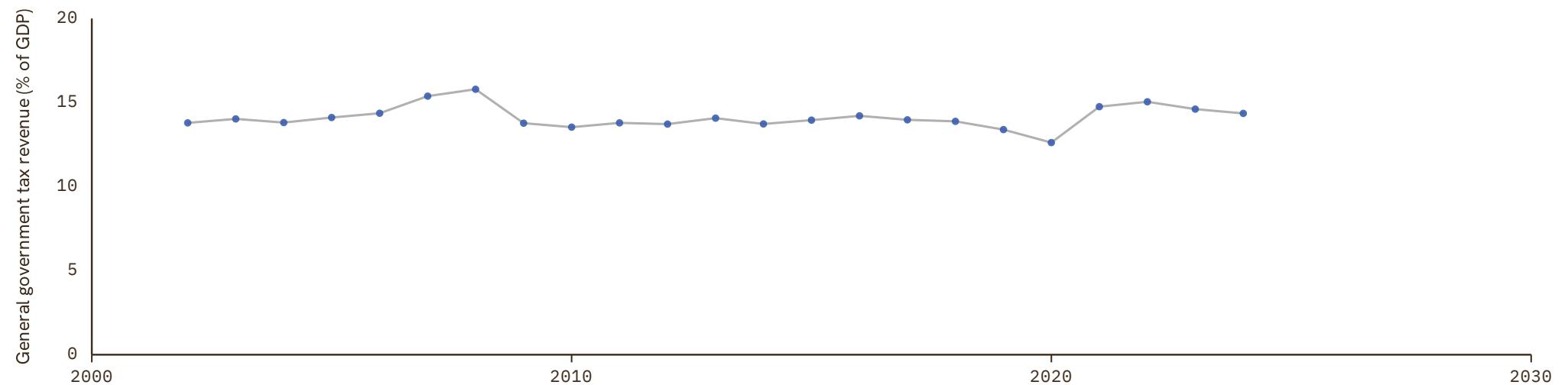
COVERAGE  
2002–2024UNIT  
in %

## 1 Source composition

| SOURCE                             | CODE    | TIME SPAN   | NOTES  |
|------------------------------------|---------|-------------|--|
| International Monetary Fund (2024) | IMF GFS | 2002 - 2024 | Baseline source, overlaps with anchor year 2015. |

## 2 Harmonised series

— GMD estimate ● IMF GFS



# Croatia

COVERAGE  
1995–2027

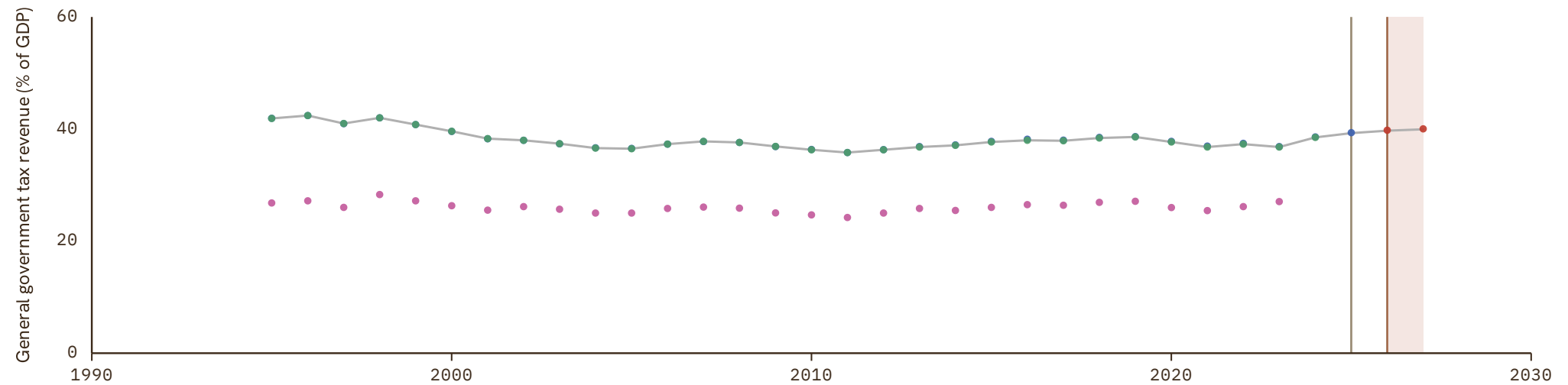
UNIT  
in %

## 1 Source composition

| SOURCE                                     | CODE           | TIME SPAN   | NOTES   |
|--|----------------|-------------|---|
| <a href="#">Eurostat (2025)</a>            | EUS            | 1995 - 2024 | Baseline source, overlaps with anchor year 2015.              |
| <a href="#">European Commission (2024)</a> | AMECO          | 2025 - 2025 | Ratio-spliced using overlapping data in 2026: (ratio = 100%). |
| <a href="#">AMECO forecast</a>             | AMECO forecast | 2026 - 2027 | Ratio-spliced using overlapping data in 2028: (ratio = 100%). |

## 2 Harmonised series

GMD forecast
 — GMD estimate
 | Source change
 ● AMECO
 ● AMECO forecast
 ● EUS
 ● IMF GFS



# Cyprus

COVERAGE  
1995–2027

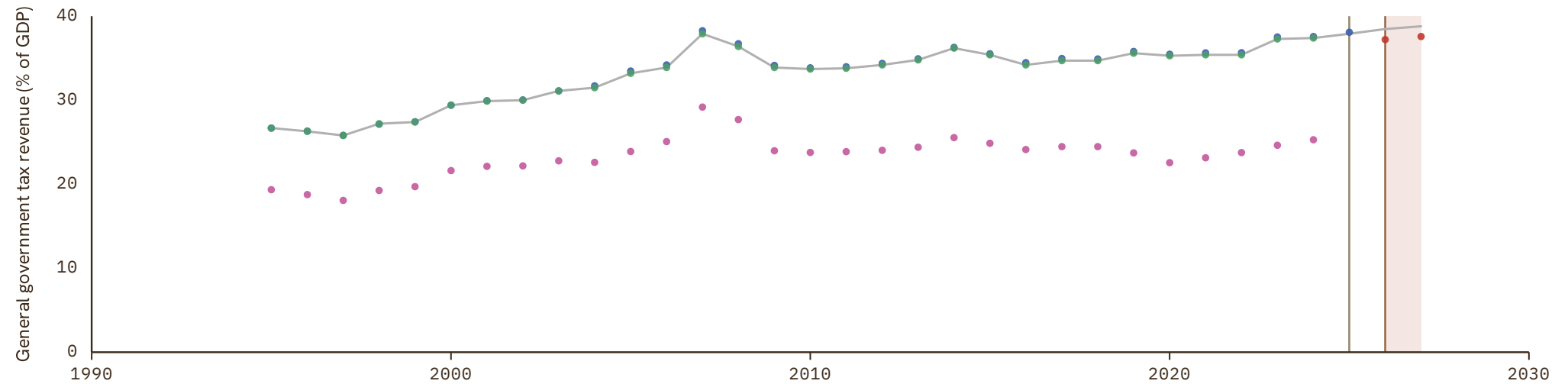
UNIT  
in %

## 1 Source composition

| SOURCE                                     | CODE           | TIME SPAN   | NOTES   |
|--|----------------|-------------|---|
| <a href="#">Eurostat (2025)</a>            | EUS            | 1995 - 2024 | Baseline source, overlaps with anchor year 2015.              |
| <a href="#">European Commission (2024)</a> | AMECO          | 2025 - 2025 | Ratio-spliced using overlapping data in 2026: (ratio = 100%). |
| <a href="#">AMECO forecast</a>             | AMECO forecast | 2026 - 2027 | Ratio-spliced using overlapping data in 2028: (ratio = 100%). |

## 2 Harmonised series

GMD forecast
 — GMD estimate
| Source change
● AMECO
● AMECO forecast
● EUS
● IMF GFS



# Czech Republic

COVERAGE  
1995–2027

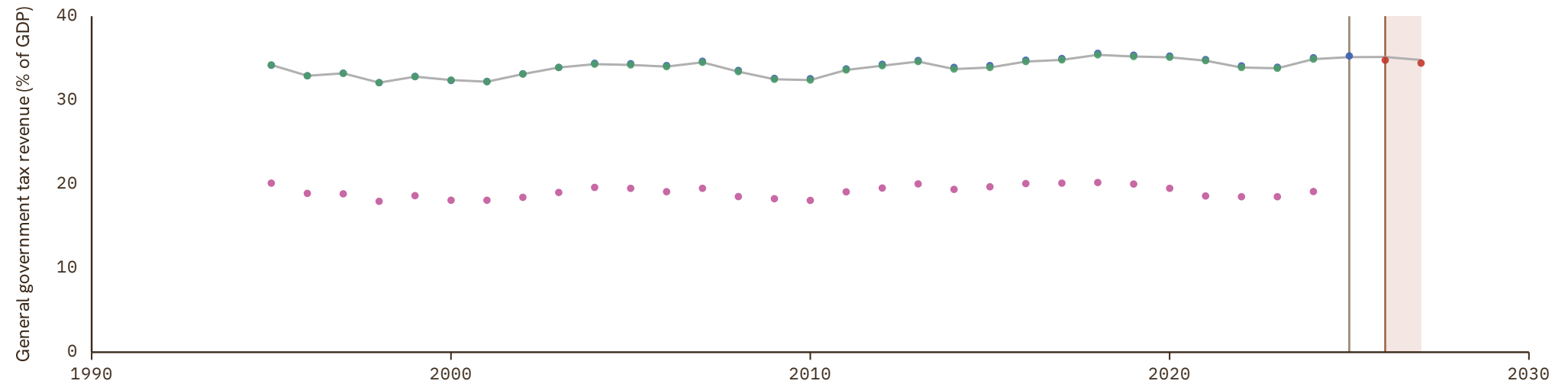
UNIT  
in %

## 1 Source composition

| SOURCE                     | CODE           | TIME SPAN   | NOTES   |
|----------------------------|----------------|-------------|---|
| Eurostat (2025)            | EUS            | 1995 - 2024 | Baseline source, overlaps with anchor year 2015.              |
| European Commission (2024) | AMECO          | 2025 - 2025 | Ratio-spliced using overlapping data in 2026: (ratio = 100%). |
| AMECO forecast             | AMECO forecast | 2026 - 2027 | Ratio-spliced using overlapping data in 2028: (ratio = 100%). |

## 2 Harmonised series

GMD forecast
 — GMD estimate
| Source change
● AMECO
● AMECO forecast
● EUS
● IMF GFS



# Denmark

COVERAGE  
1972-2027

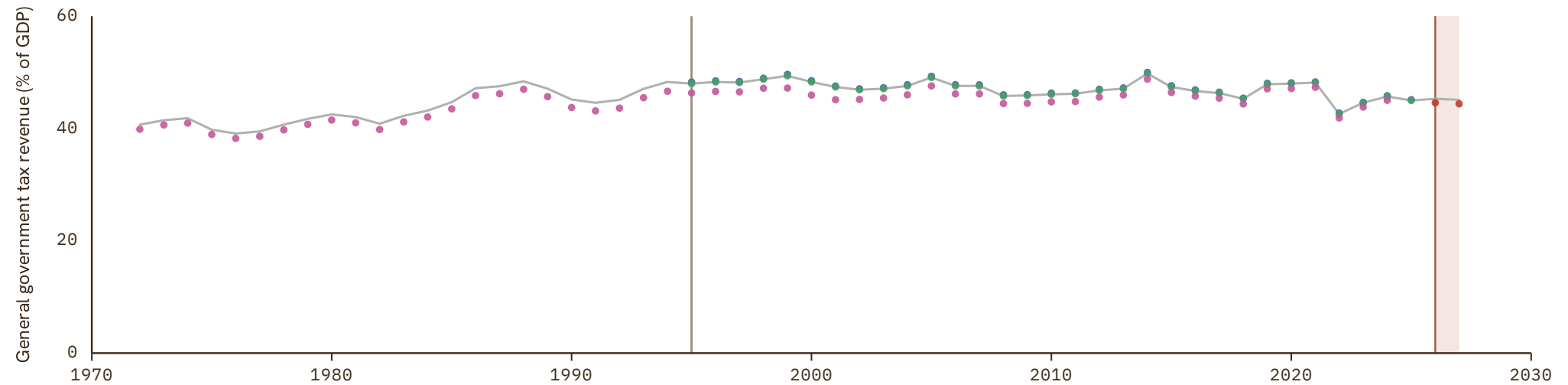
UNIT  
in %

## 1 Source composition

| SOURCE   | CODE           | TIME SPAN   | NOTES   |
|--|----------------|-------------|---|
| <a href="#">International Monetary Fund (2024)</a> | IMF GFS        | 1972 - 1994 | Ratio-spliced using overlapping data in 1995: (ratio = 100%). |
| <a href="#">Eurostat (2025)</a>                    | EUS            | 1995 - 2025 | Baseline source, overlaps with anchor year 2015.              |
| <a href="#">AMECO forecast</a>                     | AMECO forecast | 2026 - 2027 | Ratio-spliced using overlapping data in 2028: (ratio = 100%). |

## 2 Harmonised series

GMD forecast
 — GMD estimate
| Source change
● AMECO
● AMECO forecast
● EUS
● IMF GFS



# Djibouti

COVERAGE  
2013–2020

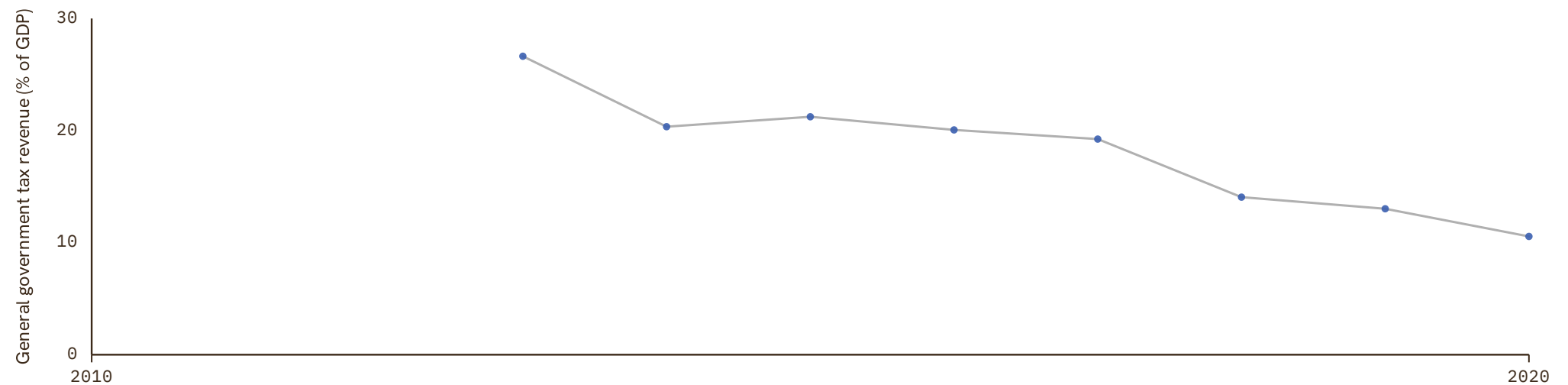
UNIT  
in %

## 1 Source composition

| SOURCE                    | CODE | TIME SPAN   | NOTES  |
|---------------------------|------|-------------|--|
| Arab Monetary Fund (2024) | AMF  | 2013 - 2020 | Baseline source, overlaps with anchor year 2015. |

## 2 Harmonised series

— GMD estimate ● AMF



# Dominican Republic

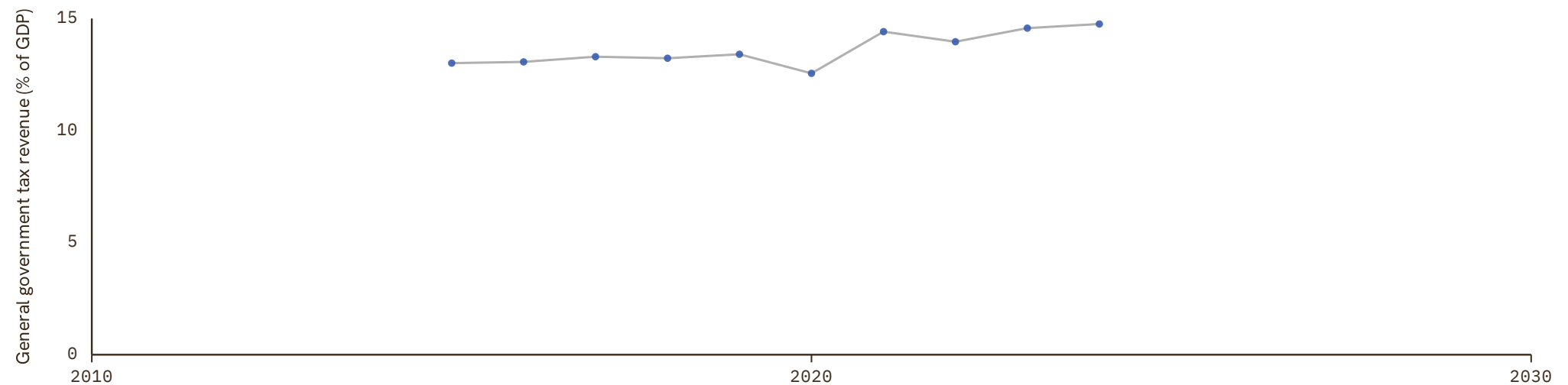
COVERAGE  
2015–2024UNIT  
in %

## 1 Source composition

| SOURCE   | CODE    | TIME SPAN   | NOTES  |
|--|---------|-------------|--|
| <a href="#">International Monetary Fund (2024)</a> | IMF GFS | 2015 - 2024 | Baseline source, overlaps with anchor year 2015. |

## 2 Harmonised series

— GMD estimate ● IMF GFS



# Ecuador

COVERAGE  
2013–2022

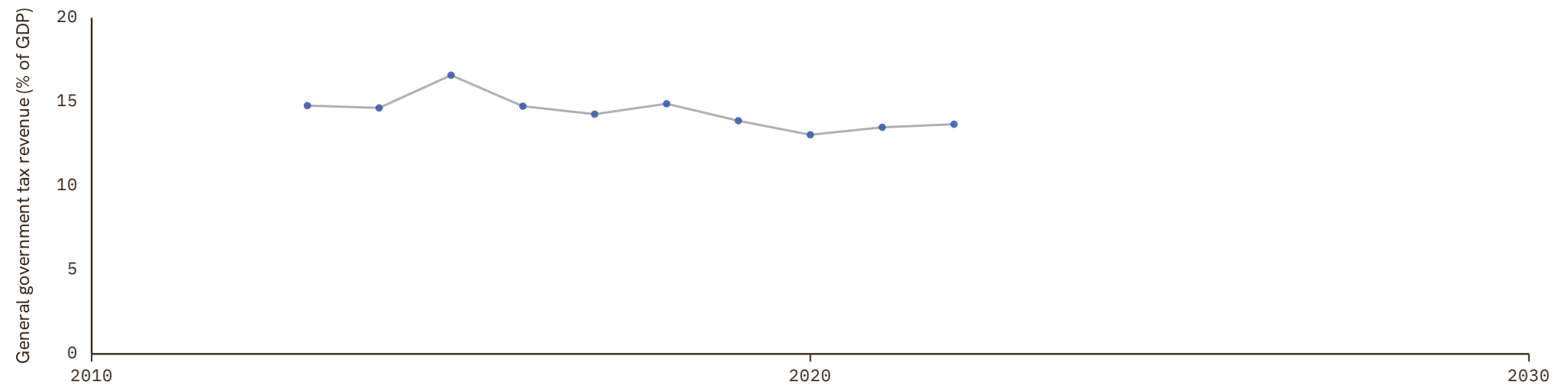
UNIT  
in %

## 1 Source composition

| SOURCE   | CODE    | TIME SPAN   | NOTES  |
|--|---------|-------------|--|
| <a href="#">International Monetary Fund (2024)</a> | IMF GFS | 2013 - 2022 | Baseline source, overlaps with anchor year 2015. |

## 2 Harmonised series

— GMD estimate ● IMF GFS



# Egypt

COVERAGE  
2002–2020

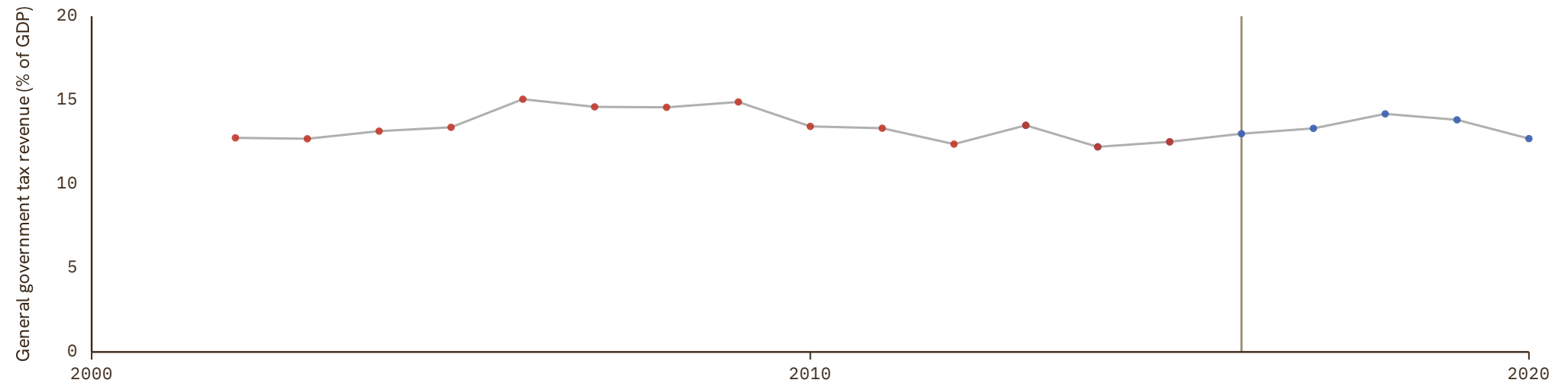
UNIT  
in %

## 1 Source composition

| SOURCE   | CODE    | TIME SPAN   | NOTES   |
|--|---------|-------------|---|
| <a href="#">International Monetary Fund (2024)</a> | IMF GFS | 2002 - 2015 | Ratio-spliced using overlapping data in 2016: (ratio = 100%). |
| <a href="#">Arab Monetary Fund (2024)</a>          | AMF     | 2016 - 2020 | Ratio-spliced using overlapping data in 2021: (ratio = 100%). |

## 2 Harmonised series

— GMD estimate | Source change ● AMF ● IMF GFS



# El Salvador

COVERAGE  
2002–2024

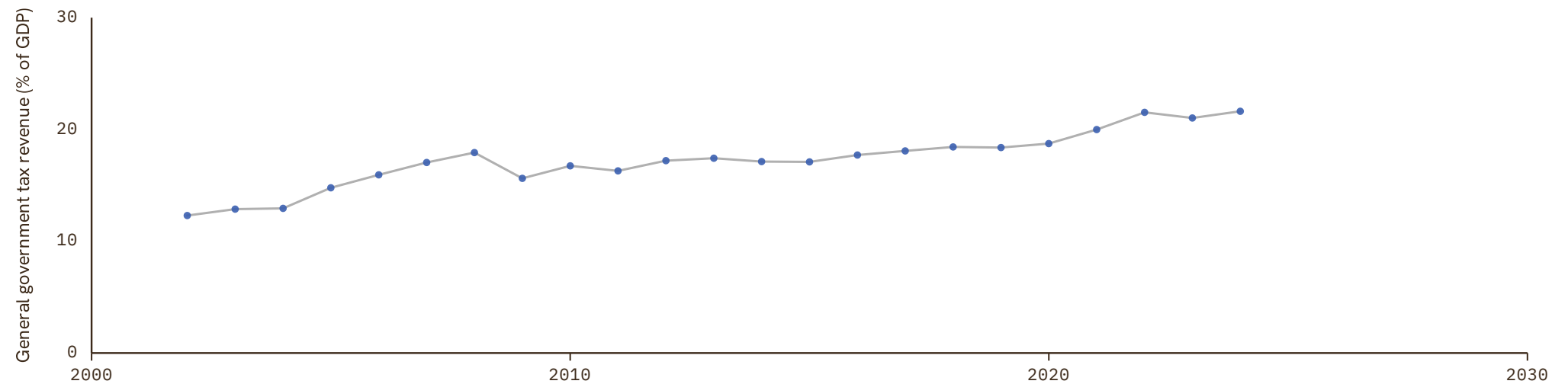
UNIT  
in %

## 1 Source composition

| SOURCE                             | CODE    | TIME SPAN   | NOTES  |
|------------------------------------|---------|-------------|--|
| International Monetary Fund (2024) | IMF GFS | 2002 - 2024 | Baseline source, overlaps with anchor year 2015. |

## 2 Harmonised series

— GMD estimate ● IMF GFS



# Estonia

COVERAGE  
1995-2027

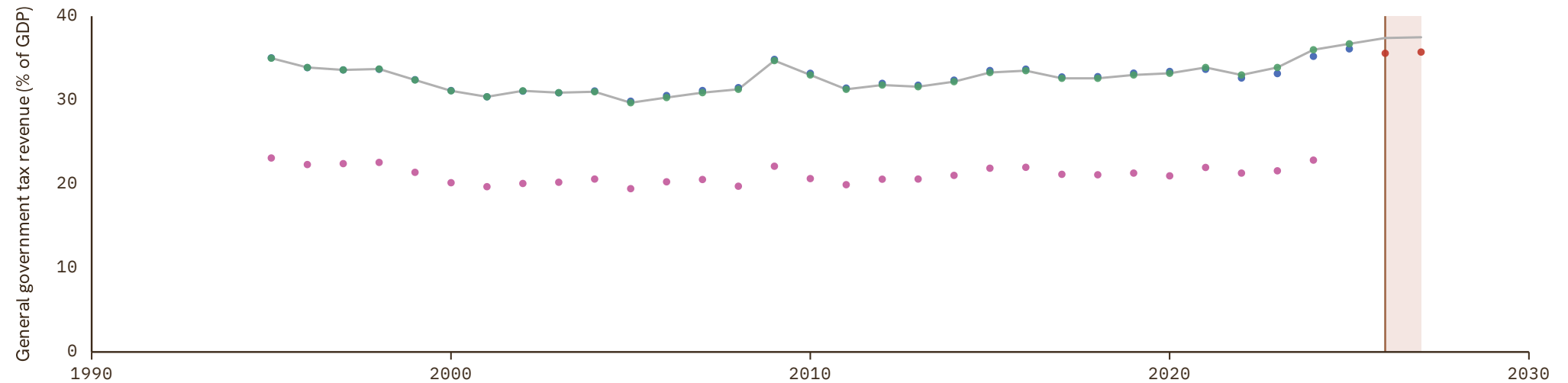
UNIT  
in %

## 1 Source composition

| SOURCE                          | CODE           | TIME SPAN   | NOTES   |
|---------------------------------|----------------|-------------|---|
| <a href="#">Eurostat (2025)</a> | EUS            | 1995 - 2025 | Baseline source, overlaps with anchor year 2015.              |
| <a href="#">AMECO forecast</a>  | AMECO forecast | 2026 - 2027 | Ratio-spliced using overlapping data in 2028: (ratio = 100%). |

## 2 Harmonised series

GMD forecast
 — GMD estimate
| Source change
● AMECO
● AMECO forecast
● EUS
● IMF GFS



# Fiji

COVERAGE  
2000–2022

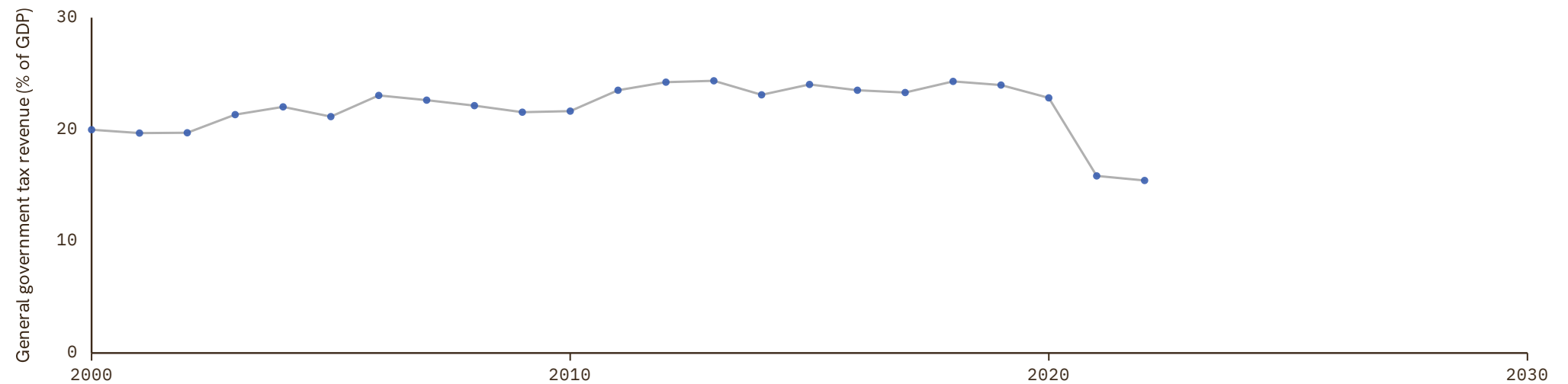
UNIT  
in %

## 1 Source composition

| SOURCE                        | CODE | TIME SPAN   | NOTES  |
|-------------------------------|------|-------------|--|
| Asian Development Bank (2024) | ADB  | 2000 - 2022 | Baseline source, overlaps with anchor year 2015. |

## 2 Harmonised series

— GMD estimate ● ADB



# Finland

COVERAGE  
1972-2027

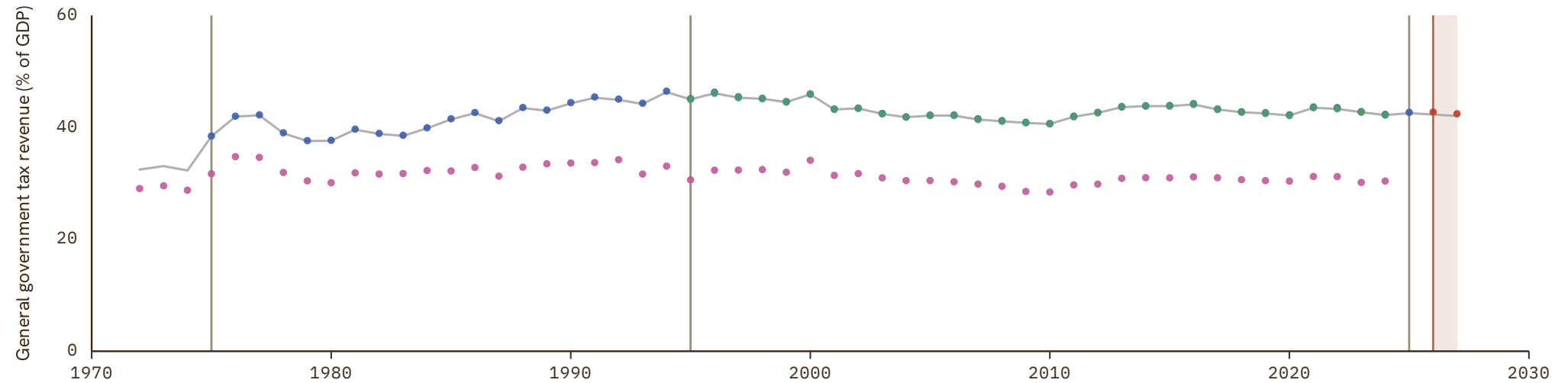
UNIT  
in %

## 1 Source composition

| SOURCE   | CODE           | TIME SPAN   | NOTES   |
|--|----------------|-------------|---|
| <a href="#">International Monetary Fund (2024)</a> | IMF GFS        | 1972 - 1974 | Ratio-spliced using overlapping data in 1975: (ratio = 100%). |
| <a href="#">European Commission (2024)</a>         | AMECO          | 1975 - 1994 | Ratio-spliced using overlapping data in 1995: (ratio = 100%). |
| <a href="#">Eurostat (2025)</a>                    | EUS            | 1995 - 2024 | Baseline source, overlaps with anchor year 2015.              |
| <a href="#">European Commission (2024)</a>         | AMECO          | 2025 - 2025 | Ratio-spliced using overlapping data in 2026: (ratio = 100%). |
| <a href="#">AMECO forecast</a>                     | AMECO forecast | 2026 - 2027 | Ratio-spliced using overlapping data in 2028: (ratio = 100%). |

## 2 Harmonised series

■ GMD forecast  
 — GMD estimate  
 | Source change  
 ● AMECO  
 ● AMECO forecast  
 ● EUS  
 ● IMF GFS



# France

COVERAGE  
1972-2027

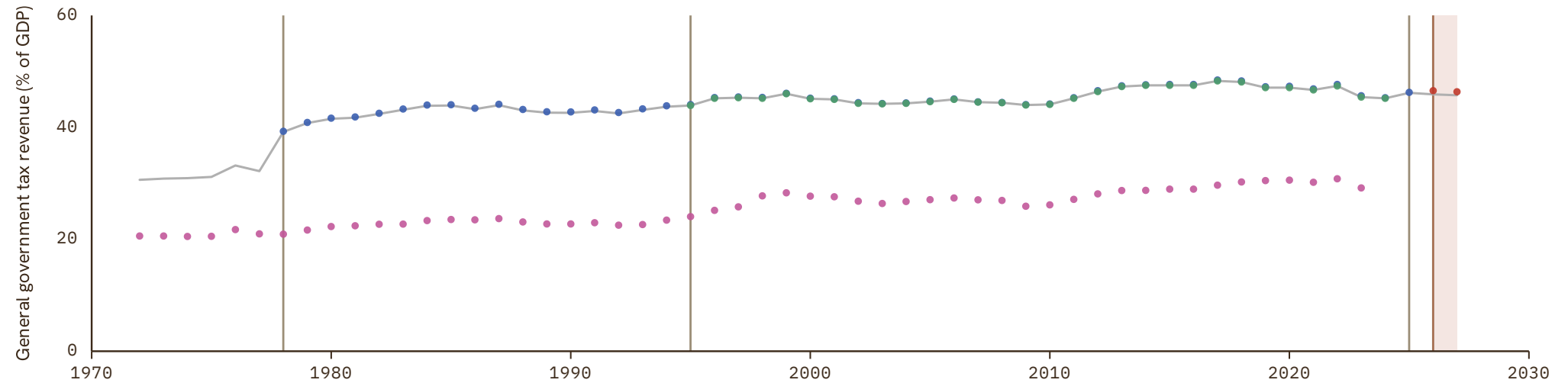
UNIT  
in %

## 1 Source composition

| SOURCE                             | CODE           | TIME SPAN   | NOTES   |
|------------------------------------|----------------|-------------|---|
| International Monetary Fund (2024) | IMF GFS        | 1972 - 1977 | Ratio-spliced using overlapping data in 1978: (ratio = 100%). |
| European Commission (2024)         | AMECO          | 1978 - 1994 | Ratio-spliced using overlapping data in 1995: (ratio = 100%). |
| Eurostat (2025)                    | EUS            | 1995 - 2024 | Baseline source, overlaps with anchor year 2015.              |
| European Commission (2024)         | AMECO          | 2025 - 2025 | Ratio-spliced using overlapping data in 2026: (ratio = 100%). |
| AMECO forecast                     | AMECO forecast | 2026 - 2027 | Ratio-spliced using overlapping data in 2028: (ratio = 100%). |

## 2 Harmonised series

GMD forecast
 — GMD estimate
| Source change
● AMECO
● AMECO forecast
● EUS
● IMF GFS



# Georgia

COVERAGE  
1995–2024

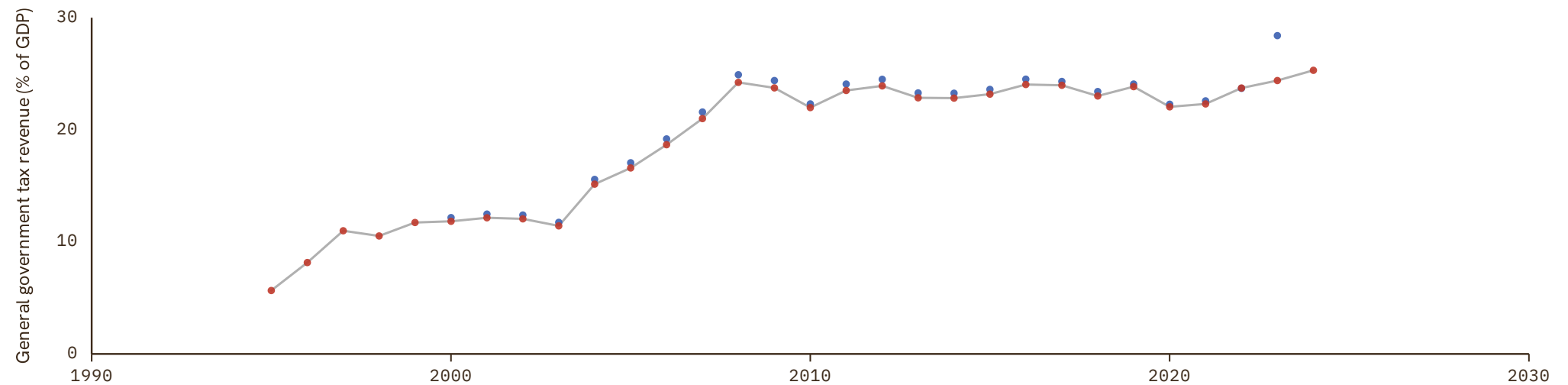
UNIT  
in %

## 1 Source composition

| SOURCE                             | CODE    | TIME SPAN   | NOTES  |
|------------------------------------|---------|-------------|--|
| International Monetary Fund (2024) | IMF GFS | 1995 - 2024 | Baseline source, overlaps with anchor year 2015. |

## 2 Harmonised series

— GMD estimate   ● ADB   ● IMF GFS



# Germany

COVERAGE  
1972–2027

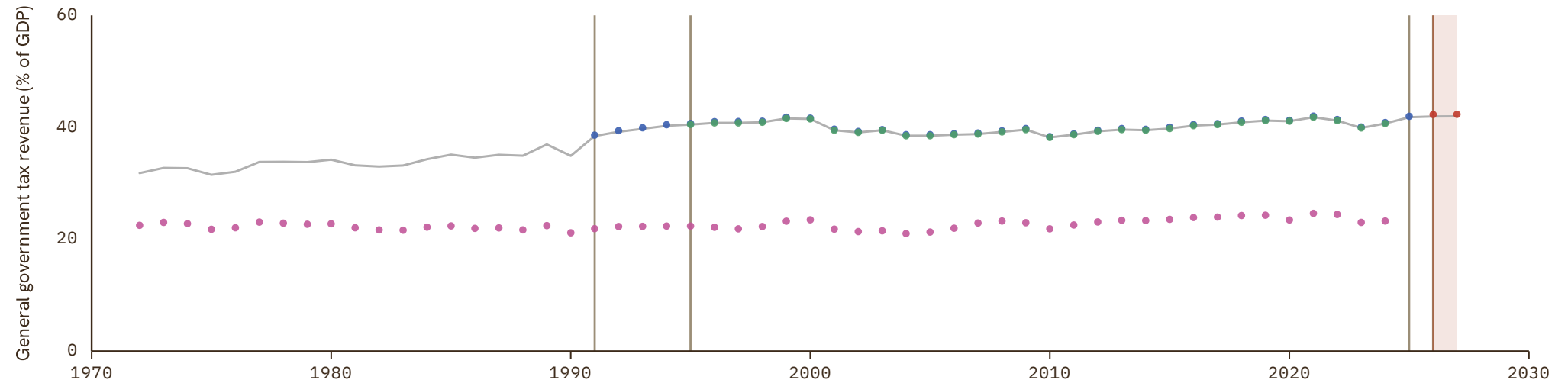
UNIT  
in %

## 1 Source composition

| SOURCE   | CODE           | TIME SPAN   | NOTES   |
|--|----------------|-------------|---|
| <a href="#">International Monetary Fund (2024)</a> | IMF GFS        | 1972 - 1990 | Ratio-spliced using overlapping data in 1991: (ratio = 100%). |
| <a href="#">European Commission (2024)</a>         | AMECO          | 1991 - 1994 | Ratio-spliced using overlapping data in 1995: (ratio = 100%). |
| <a href="#">Eurostat (2025)</a>                    | EUS            | 1995 - 2024 | Baseline source, overlaps with anchor year 2015.              |
| <a href="#">European Commission (2024)</a>         | AMECO          | 2025 - 2025 | Ratio-spliced using overlapping data in 2026: (ratio = 100%). |
| <a href="#">AMECO forecast</a>                     | AMECO forecast | 2026 - 2027 | Ratio-spliced using overlapping data in 2028: (ratio = 100%). |

## 2 Harmonised series

■ GMD forecast  
 — GMD estimate  
 | Source change  
 ● AMECO  
 ● AMECO forecast  
 ● EUS  
 ● IMF GFS



# Greece

COVERAGE  
1995-2027

UNIT  
in %

## 1 Source composition

| SOURCE                                     | CODE           | TIME SPAN   | NOTES   |
|--|----------------|-------------|---|
| <a href="#">Eurostat (2025)</a>            | EUS            | 1995 - 2024 | Baseline source, overlaps with anchor year 2015.              |
| <a href="#">European Commission (2024)</a> | AMECO          | 2025 - 2025 | Ratio-spliced using overlapping data in 2026: (ratio = 100%). |
| <a href="#">AMECO forecast</a>             | AMECO forecast | 2026 - 2027 | Ratio-spliced using overlapping data in 2028: (ratio = 100%). |

## 2 Harmonised series

GMD forecast
 — GMD estimate
| Source change
● AMECO
● AMECO forecast
● EUS
● IMF GFS



# Guatemala

COVERAGE  
2014–2024

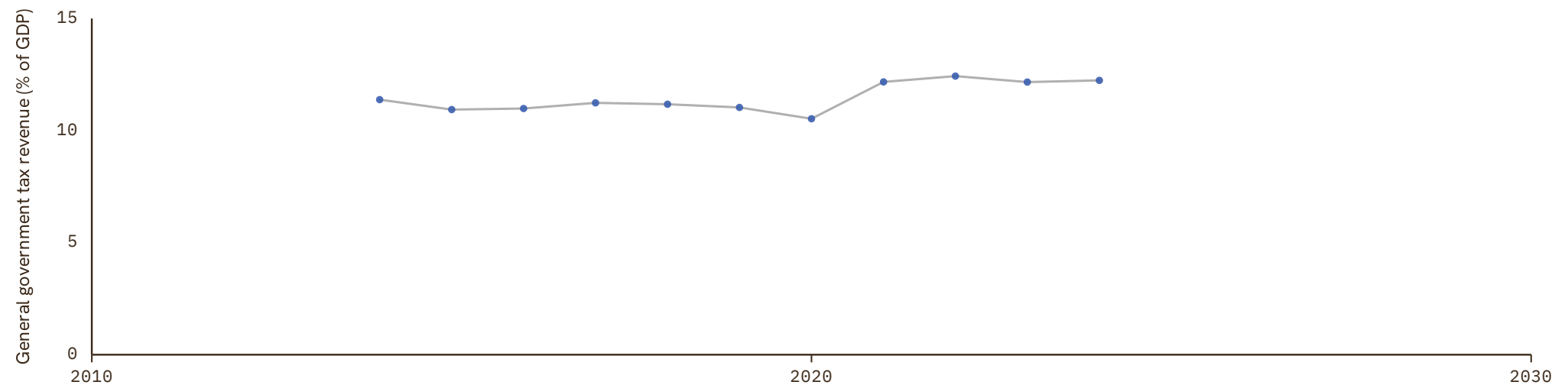
UNIT  
in %

## 1 Source composition

| SOURCE   | CODE    | TIME SPAN   | NOTES  |
|--|---------|-------------|--|
| <a href="#">International Monetary Fund (2024)</a> | IMF GFS | 2014 - 2024 | Baseline source, overlaps with anchor year 2015. |

## 2 Harmonised series

— GMD estimate ● IMF GFS



# Honduras

COVERAGE  
2003–2020

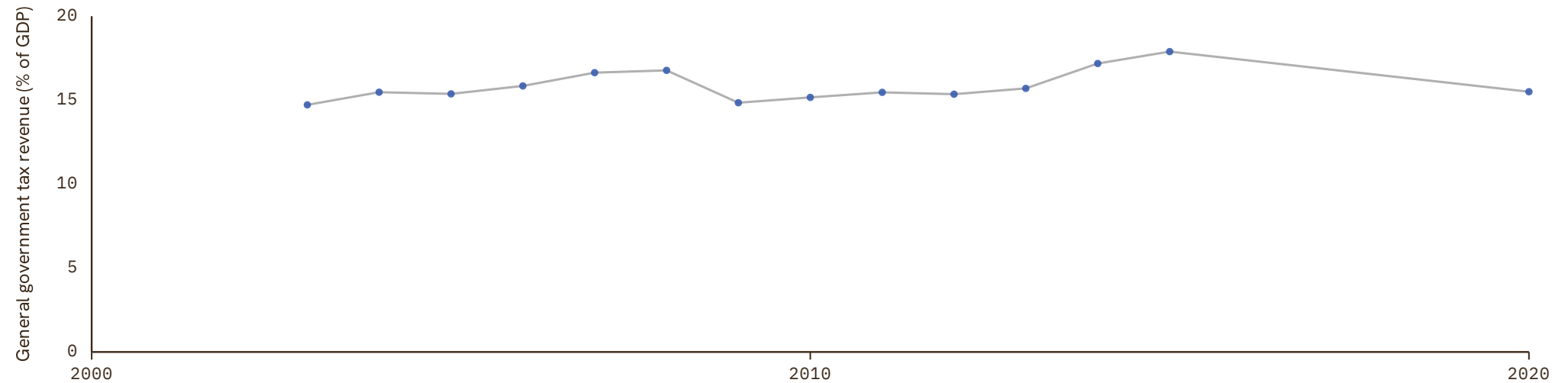
UNIT  
in %

## 1 Source composition

| SOURCE   | CODE    | TIME SPAN   | NOTES  |
|--|---------|-------------|--|
| <a href="#">International Monetary Fund (2024)</a> | IMF GFS | 2003 - 2020 | Baseline source, overlaps with anchor year 2015. |

## 2 Harmonised series

— GMD estimate ● IMF GFS



# Hong Kong

COVERAGE  
2002–2023

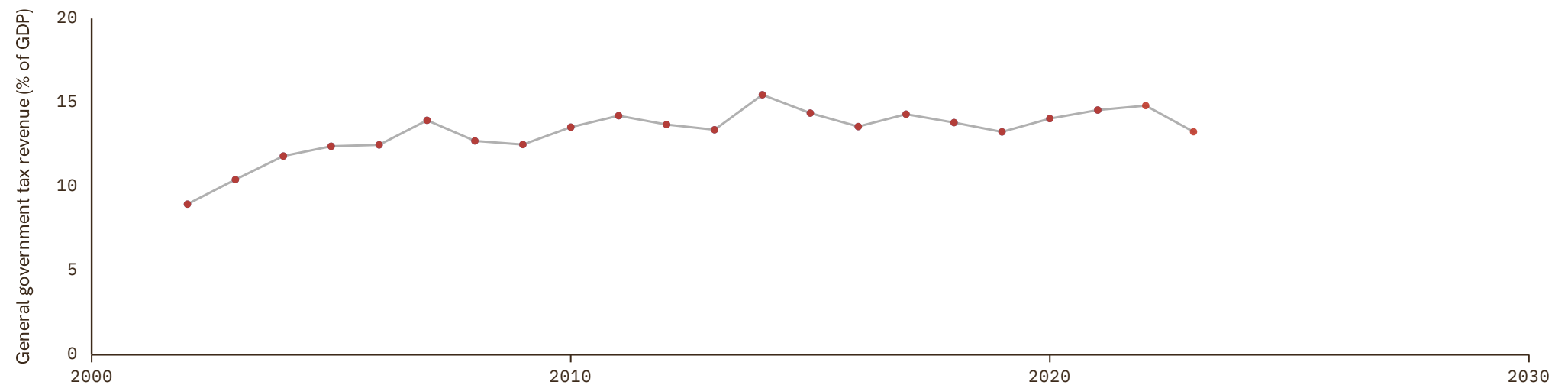
UNIT  
in %

## 1 Source composition

| SOURCE                             | CODE    | TIME SPAN   | NOTES  |
|------------------------------------|---------|-------------|--|
| International Monetary Fund (2024) | IMF GFS | 2002 - 2023 | Baseline source, overlaps with anchor year 2015. |

## 2 Harmonised series

— GMD estimate   ● ADB   ● IMF GFS



# Hungary

COVERAGE  
1981-2027

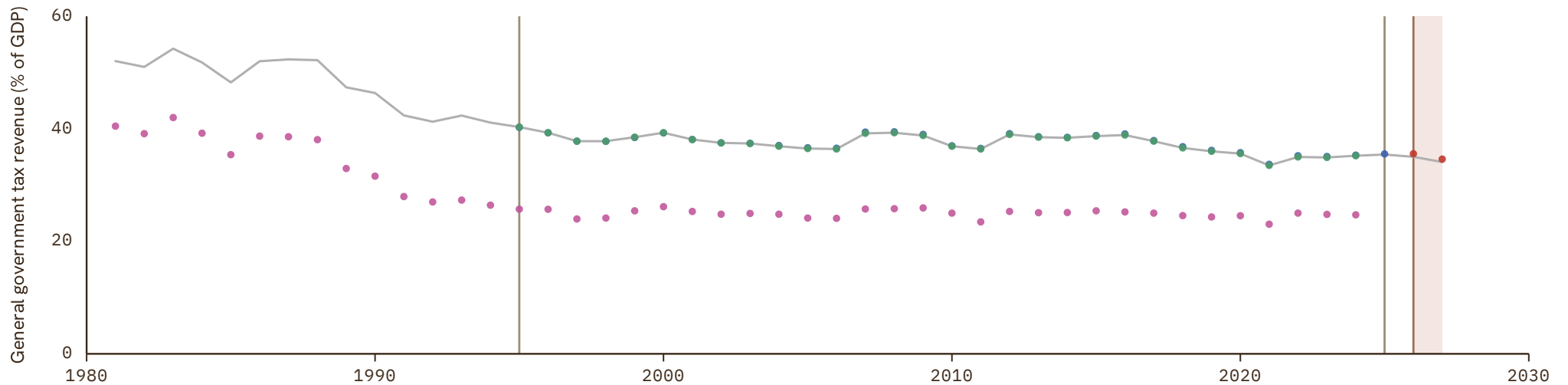
UNIT  
in %

## 1 Source composition

| SOURCE                             | CODE           | TIME SPAN   | NOTES   |
|------------------------------------|----------------|-------------|---|
| International Monetary Fund (2024) | IMF GFS        | 1981 - 1994 | Ratio-spliced using overlapping data in 1995: (ratio = 100%). |
| Eurostat (2025)                    | EUS            | 1995 - 2024 | Baseline source, overlaps with anchor year 2015.              |
| European Commission (2024)         | AMECO          | 2025 - 2025 | Ratio-spliced using overlapping data in 2026: (ratio = 100%). |
| AMECO forecast                     | AMECO forecast | 2026 - 2027 | Ratio-spliced using overlapping data in 2028: (ratio = 100%). |

## 2 Harmonised series

■ GMD forecast  
 — GMD estimate  
  Source change  
 ● AMECO  
 ● AMECO forecast  
 ● EUS  
 ● IMF GFS



# Iceland

COVERAGE  
1901-2024

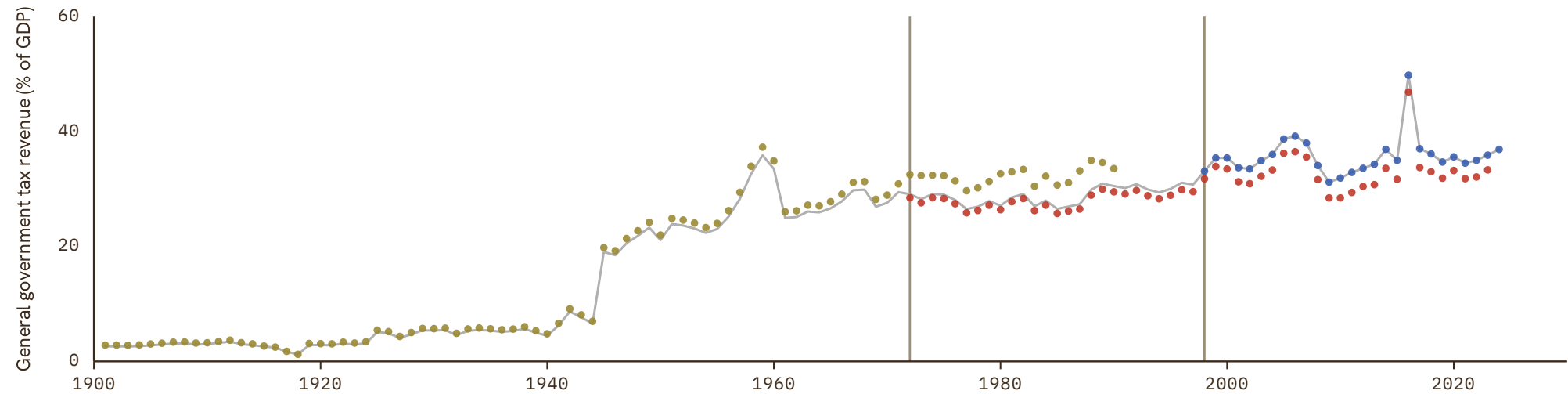
UNIT  
in %

## 1 Source composition

| SOURCE   | CODE    | TIME SPAN   | NOTES   |
|--|---------|-------------|---|
| <a href="#">Statistics Iceland (1997)</a>          | CS2 ISL | 1901 - 1971 | Ratio-spliced using overlapping data in 1972: (ratio = 100%). |
| <a href="#">International Monetary Fund (2024)</a> | IMF GFS | 1972 - 1997 | Ratio-spliced using overlapping data in 1998: (ratio = 100%). |
| <a href="#">Eurostat (2025)</a>                    | EUS     | 1998 - 2024 | Baseline source, overlaps with anchor year 2015.              |

## 2 Harmonised series

— GMD estimate | Source change ● EUS ● IMF GFS ● CS2



# India

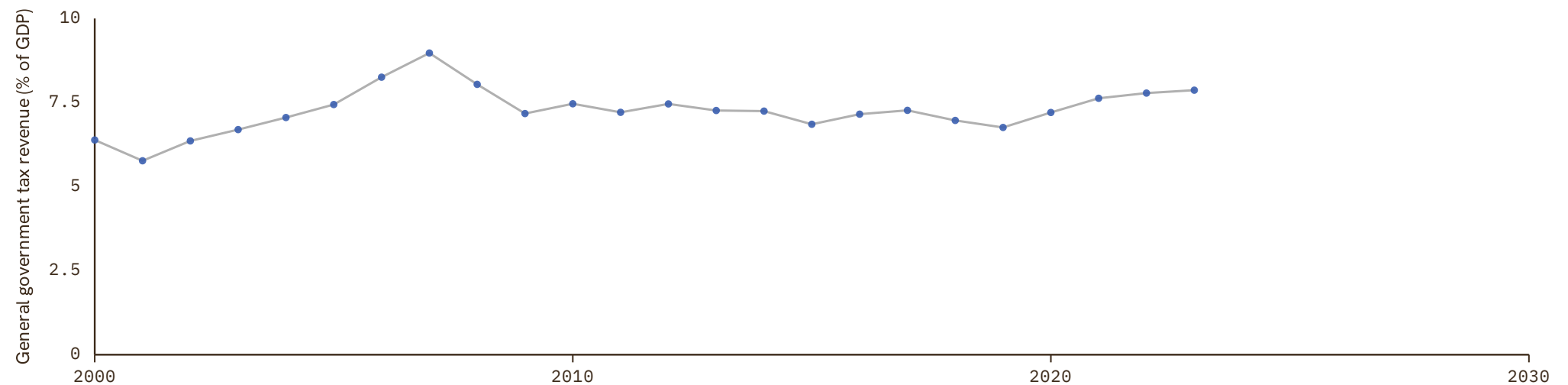
COVERAGE  
2000–2023UNIT  
in %

## 1 Source composition

| SOURCE                        | CODE | TIME SPAN   | NOTES  |
|-------------------------------|------|-------------|--|
| Asian Development Bank (2024) | ADB  | 2000 - 2023 | Baseline source, overlaps with anchor year 2015. |

## 2 Harmonised series

— GMD estimate ● ADB



# Indonesia

COVERAGE  
2008–2023

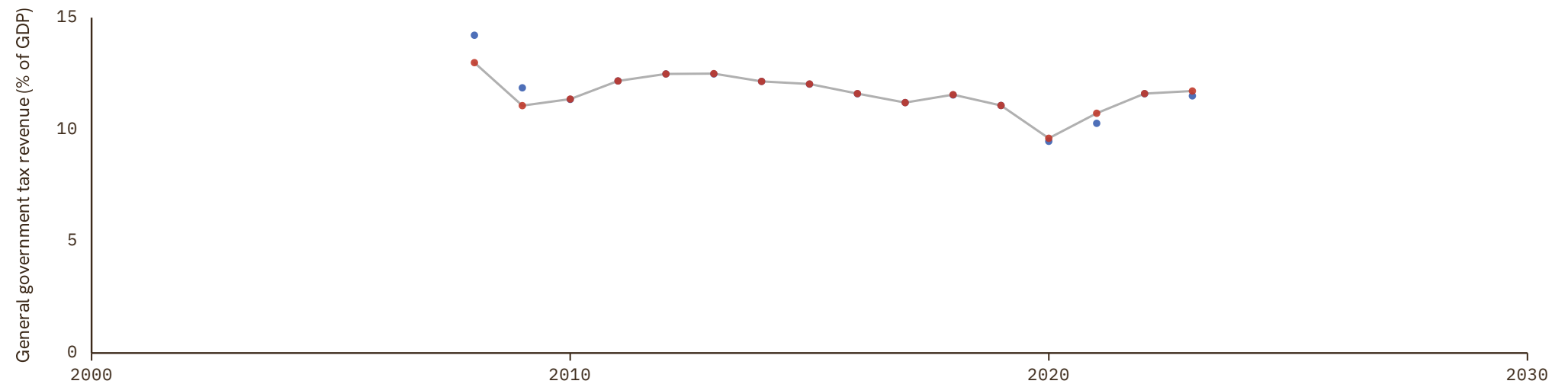
UNIT  
in %

## 1 Source composition

| SOURCE                             | CODE    | TIME SPAN   | NOTES  |
|------------------------------------|---------|-------------|--|
| International Monetary Fund (2024) | IMF GFS | 2008 - 2023 | Baseline source, overlaps with anchor year 2015. |

## 2 Harmonised series

— GMD estimate   ● ADB   ● IMF GFS



# Iran

COVERAGE  
1980-2009

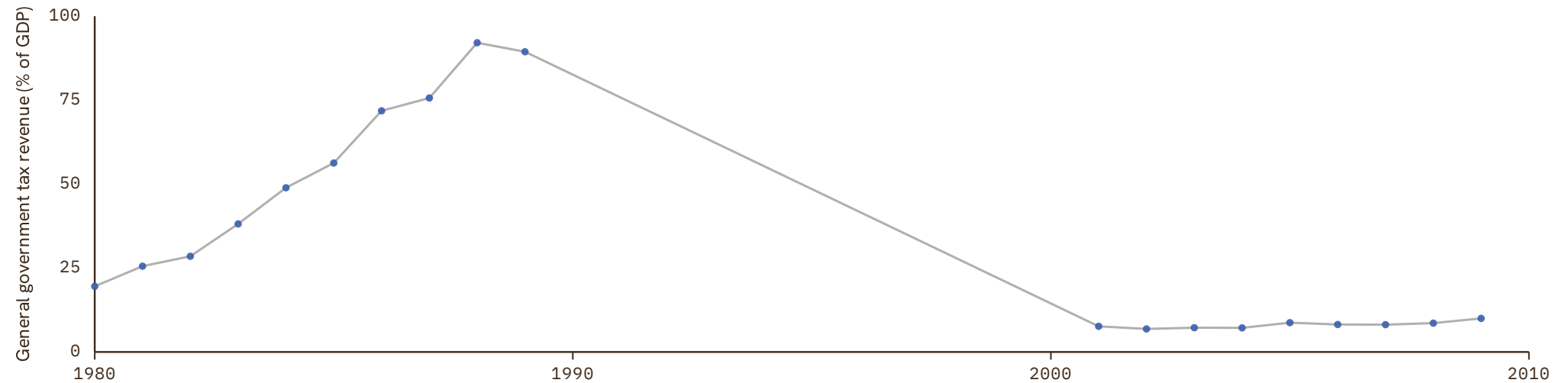
UNIT  
in %

## 1 Source composition

| SOURCE                             | CODE    | TIME SPAN   | NOTES   |
|------------------------------------|---------|-------------|---|
| International Monetary Fund (2024) | IMF GFS | 1980 - 2009 | Ratio-spliced using overlapping data in 2010: (ratio = 100%). |

## 2 Harmonised series

— GMD estimate ● IMF GFS



# Iraq

COVERAGE  
2013–2021

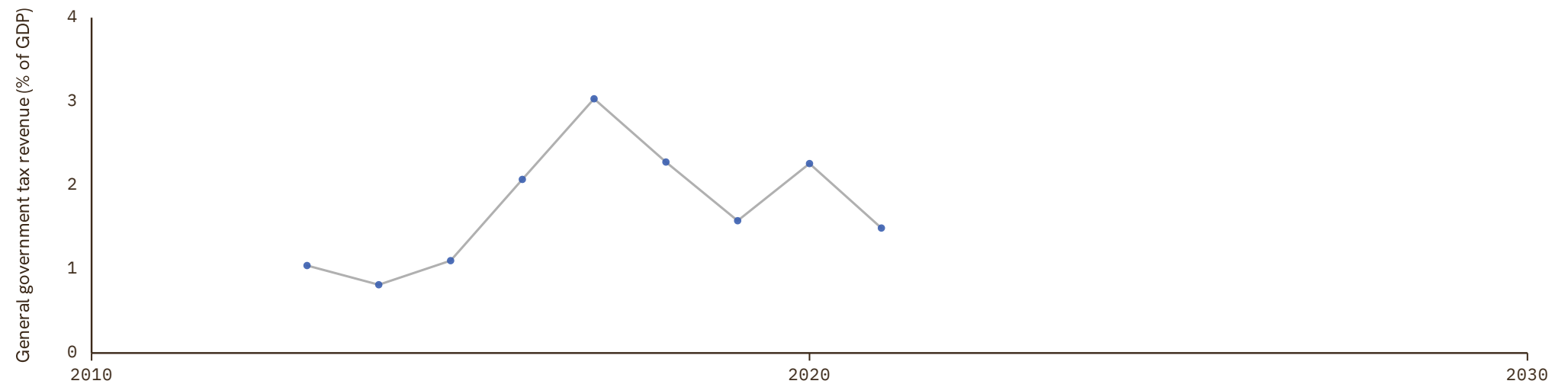
UNIT  
in %

## 1 Source composition

| SOURCE                    | CODE | TIME SPAN   | NOTES  |
|---------------------------|------|-------------|--|
| Arab Monetary Fund (2024) | AMF  | 2013 - 2021 | Baseline source, overlaps with anchor year 2015. |

## 2 Harmonised series

— GMD estimate ● AMF



# Ireland

COVERAGE  
1972–2027

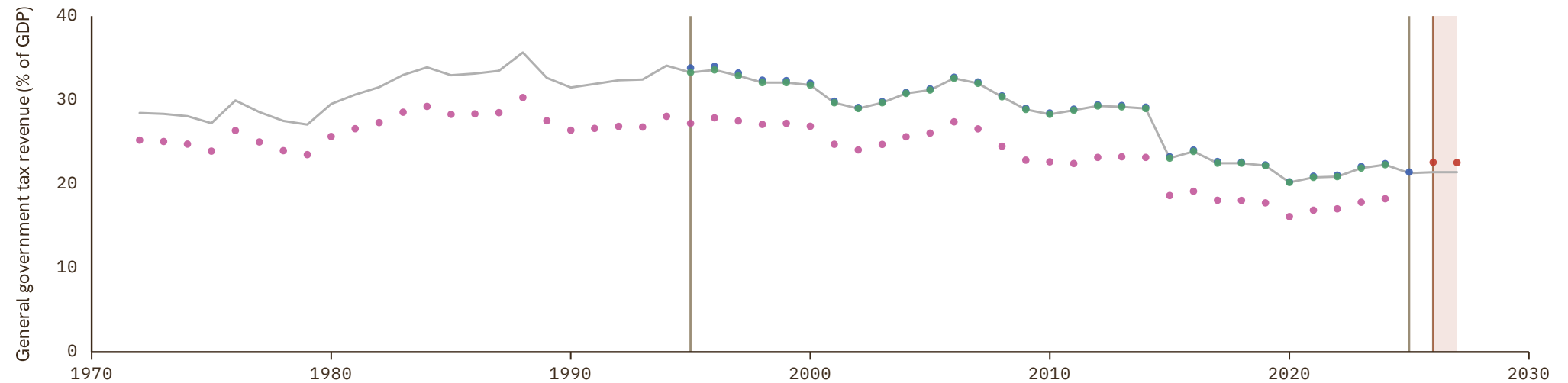
UNIT  
in %

## 1 Source composition

| SOURCE                             | CODE           | TIME SPAN   | NOTES   |
|------------------------------------|----------------|-------------|---|
| International Monetary Fund (2024) | IMF GFS        | 1972 - 1994 | Ratio-spliced using overlapping data in 1995: (ratio = 100%). |
| Eurostat (2025)                    | EUS            | 1995 - 2024 | Baseline source, overlaps with anchor year 2015.              |
| European Commission (2024)         | AMECO          | 2025 - 2025 | Ratio-spliced using overlapping data in 2026: (ratio = 100%). |
| AMECO forecast                     | AMECO forecast | 2026 - 2027 | Ratio-spliced using overlapping data in 2028: (ratio = 100%). |

## 2 Harmonised series

GMD forecast
 — GMD estimate
| Source change
● AMECO
● AMECO forecast
● EUS
● IMF GFS



# Israel

COVERAGE  
1974-2024

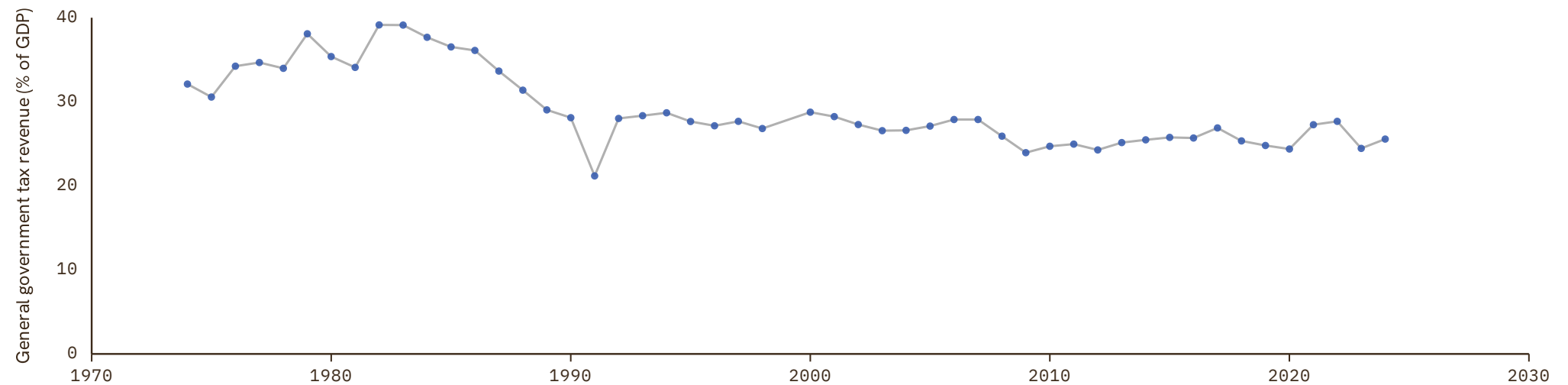
UNIT  
in %

## 1 Source composition

| SOURCE                             | CODE    | TIME SPAN   | NOTES  |
|------------------------------------|---------|-------------|--|
| International Monetary Fund (2024) | IMF GFS | 1974 - 2024 | Baseline source, overlaps with anchor year 2015. |

## 2 Harmonised series

— GMD estimate ● IMF GFS



# Italy

COVERAGE  
1973–2027

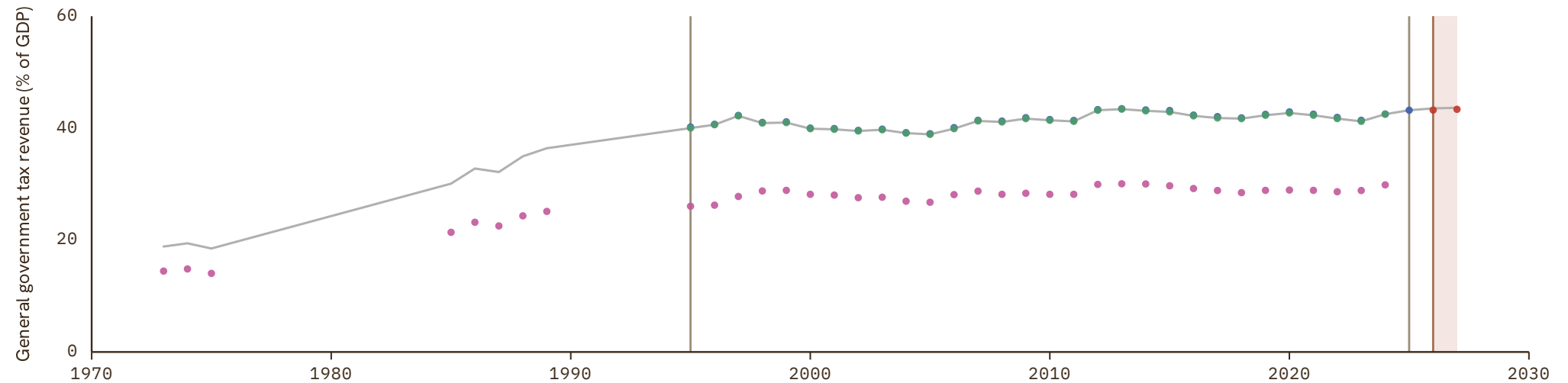
UNIT  
in %

## 1 Source composition

| SOURCE   | CODE           | TIME SPAN   | NOTES   |
|--|----------------|-------------|---|
| <a href="#">International Monetary Fund (2024)</a> | IMF GFS        | 1973 - 1989 | Ratio-spliced using overlapping data in 1990: (ratio = 100%). |
| <a href="#">Eurostat (2025)</a>                    | EUS            | 1995 - 2024 | Baseline source, overlaps with anchor year 2015.              |
| <a href="#">European Commission (2024)</a>         | AMECO          | 2025 - 2025 | Ratio-spliced using overlapping data in 2026: (ratio = 100%). |
| <a href="#">AMECO forecast</a>                     | AMECO forecast | 2026 - 2027 | Ratio-spliced using overlapping data in 2028: (ratio = 100%). |

## 2 Harmonised series

GMD forecast
 — GMD estimate
 | Source change
 ● AMECO
 ● AMECO forecast
 ● EUS
 ● IMF GFS



# Ivory Coast

COVERAGE  
2018–2023

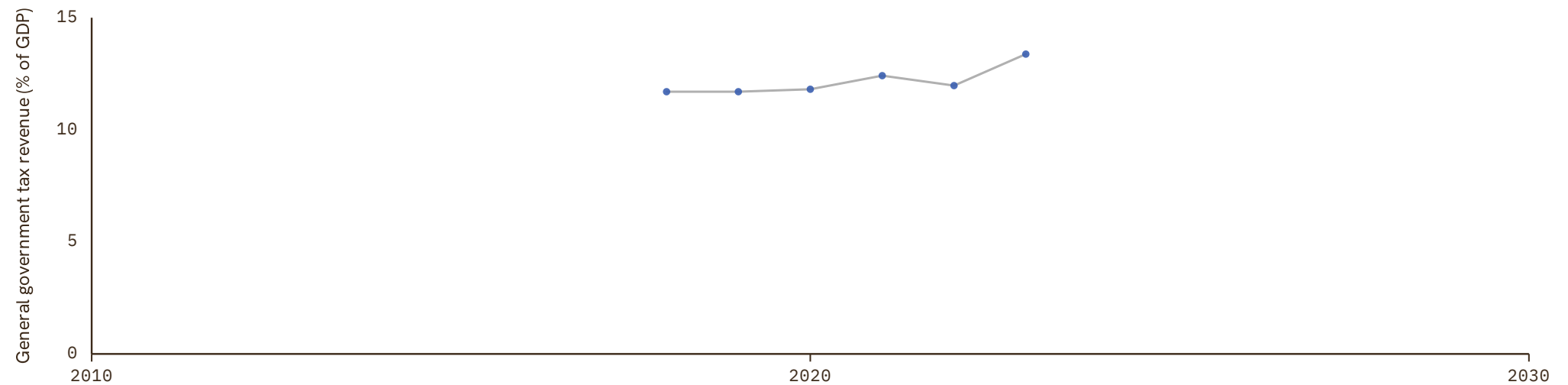
UNIT  
in %

## 1 Source composition

| SOURCE                             | CODE    | TIME SPAN   | NOTES   |
|------------------------------------|---------|-------------|---|
| International Monetary Fund (2024) | IMF GFS | 2018 - 2023 | Ratio-spliced using overlapping data in 2024: (ratio = 100%). |

## 2 Harmonised series

— GMD estimate ● IMF GFS



# Japan

COVERAGE  
1994–2024

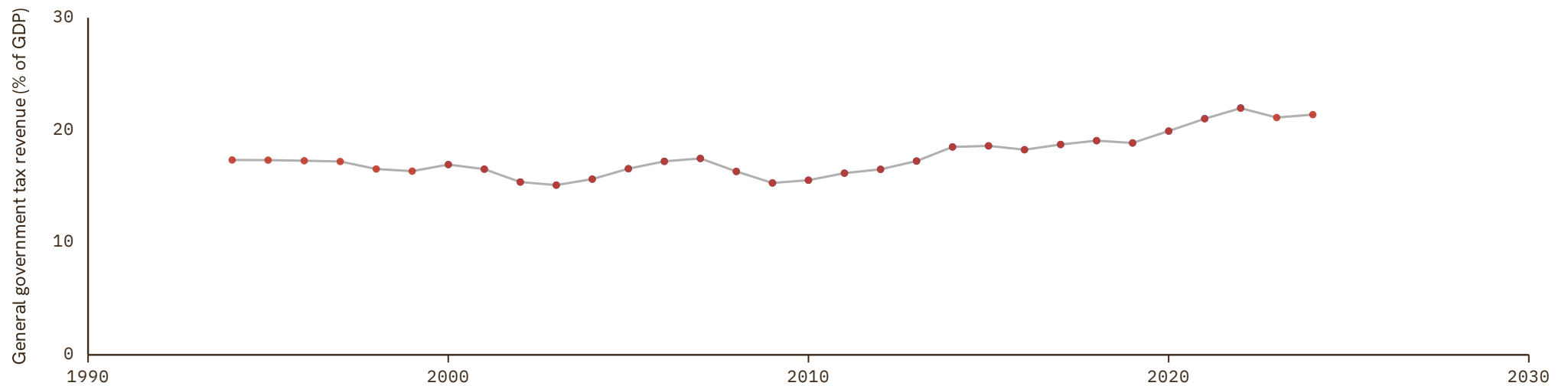
UNIT  
in %

## 1 Source composition

| SOURCE   | CODE    | TIME SPAN   | NOTES  |
|--|---------|-------------|--|
| <a href="#">International Monetary Fund (2024)</a> | IMF GFS | 1994 - 2024 | Baseline source, overlaps with anchor year 2015. |

## 2 Harmonised series

— GMD estimate   ● ADB   ● IMF GFS



# Jordan

COVERAGE  
2008-2023

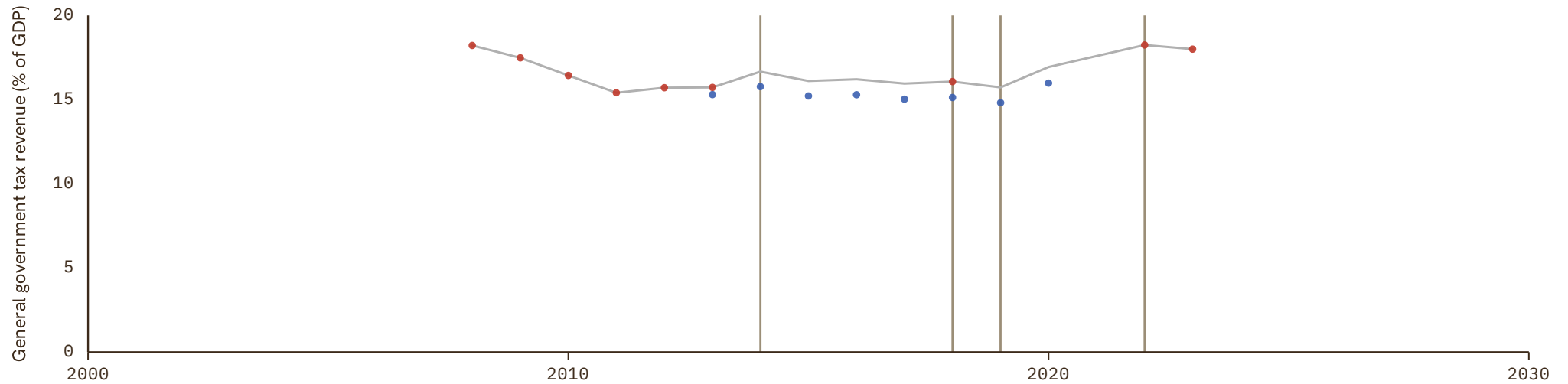
UNIT  
in %

## 1 Source composition

| SOURCE                             | CODE    | TIME SPAN   | NOTES   |
|------------------------------------|---------|-------------|---|
| International Monetary Fund (2024) | IMF GFS | 2008 - 2013 | Ratio-spliced using overlapping data in 2014: (ratio = 100%). |
| Arab Monetary Fund (2024)          | AMF     | 2014 - 2017 | Baseline source, overlaps with anchor year 2015.              |
| International Monetary Fund (2024) | IMF GFS | 2018 - 2018 | Ratio-spliced using overlapping data in 2019: (ratio = 100%). |
| Arab Monetary Fund (2024)          | AMF     | 2019 - 2020 | Ratio-spliced using overlapping data in 2021: (ratio = 100%). |
| International Monetary Fund (2024) | IMF GFS | 2022 - 2023 | Ratio-spliced using overlapping data in 2024: (ratio = 100%). |

## 2 Harmonised series

— GMD estimate | Source change ● AMF ● IMF GFS



# Kazakhstan

COVERAGE  
2000–2023

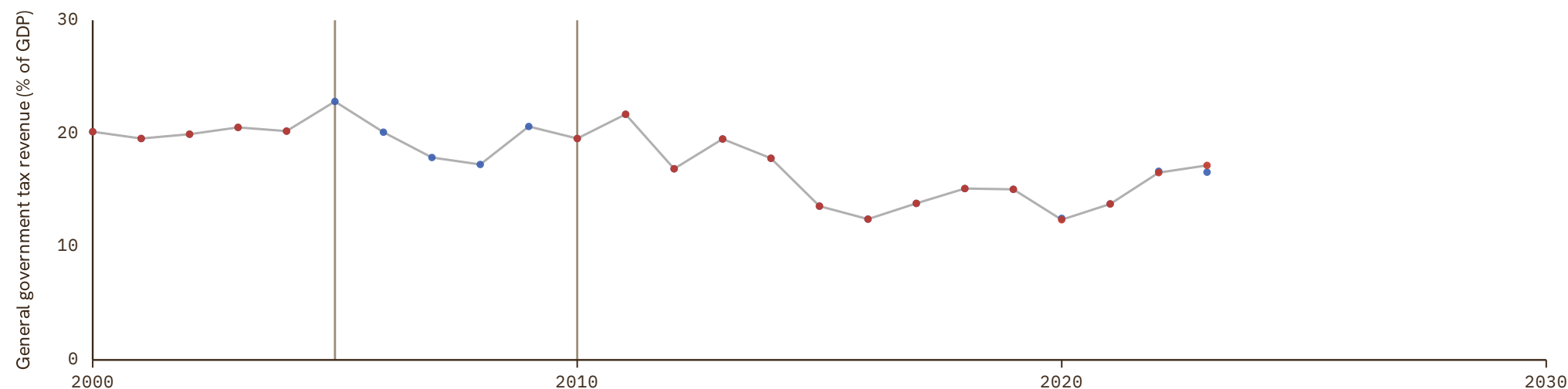
UNIT  
in %

## 1 Source composition

| SOURCE                             | CODE    | TIME SPAN   | NOTES   |
|------------------------------------|---------|-------------|---|
| International Monetary Fund (2024) | IMF GFS | 2000 - 2004 | Ratio-spliced using overlapping data in 2005: (ratio = 100%). |
| Asian Development Bank (2024)      | ADB     | 2005 - 2009 | Ratio-spliced using overlapping data in 2010: (ratio = 100%). |
| International Monetary Fund (2024) | IMF GFS | 2010 - 2023 | Baseline source, overlaps with anchor year 2015.              |

## 2 Harmonised series

— GMD estimate | Source change ● ADB ● IMF GFS



# Kenya

COVERAGE  
2014–2023

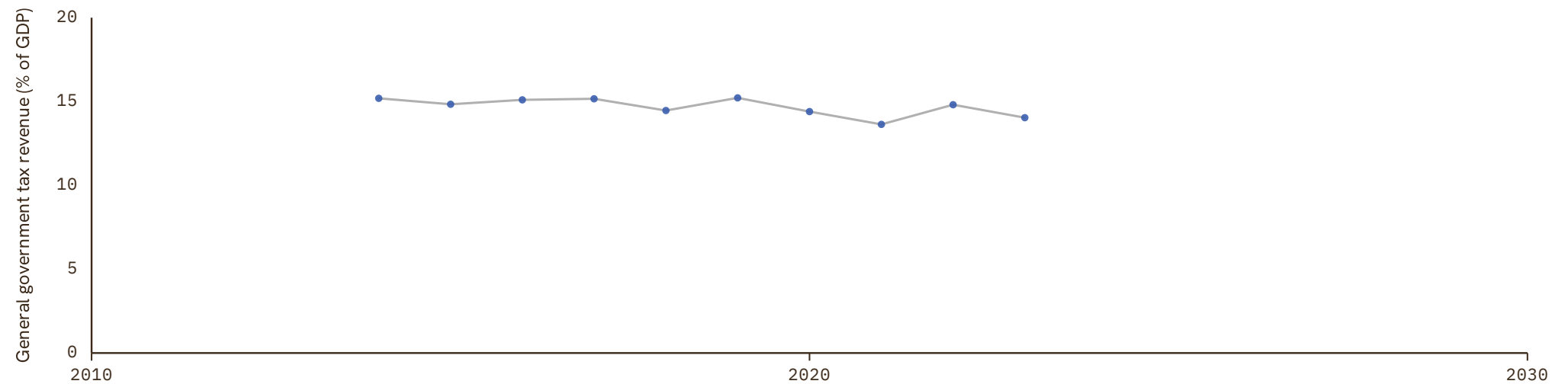
UNIT  
in %

## 1 Source composition

| SOURCE                             | CODE    | TIME SPAN   | NOTES  |
|------------------------------------|---------|-------------|--|
| International Monetary Fund (2024) | IMF GFS | 2014 - 2023 | Baseline source, overlaps with anchor year 2015. |

## 2 Harmonised series

— GMD estimate ● IMF GFS



# Kuwait

COVERAGE  
2013–2015

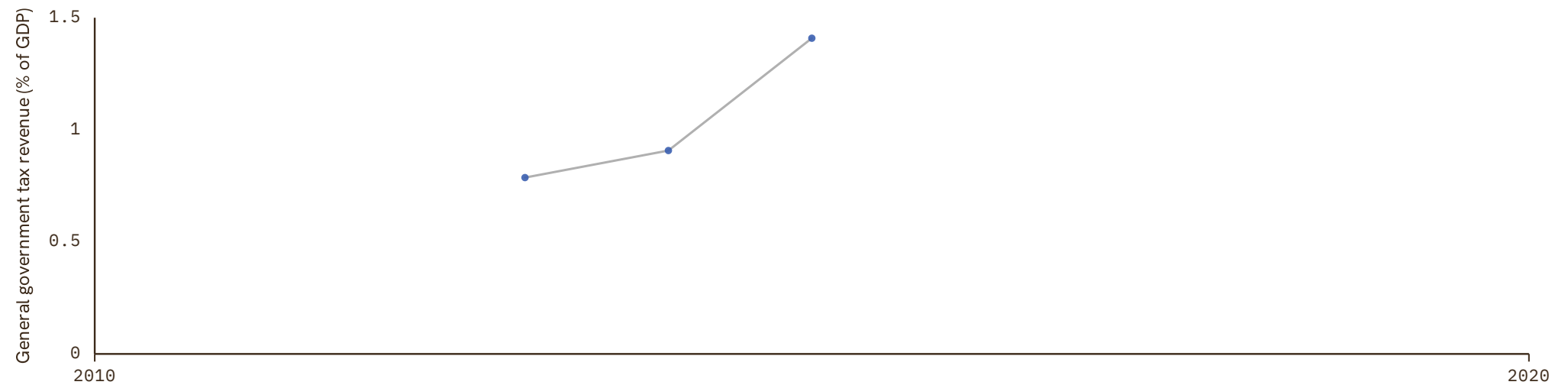
UNIT  
in %

## 1 Source composition

| SOURCE                    | CODE | TIME SPAN   | NOTES   |
|---------------------------|------|-------------|---|
| Arab Monetary Fund (2024) | AMF  | 2013 - 2015 | Ratio-spliced using overlapping data in 2016: (ratio = 100%). |

## 2 Harmonised series

— GMD estimate ● AMF



# Kyrgyzstan

COVERAGE  
2000–2024

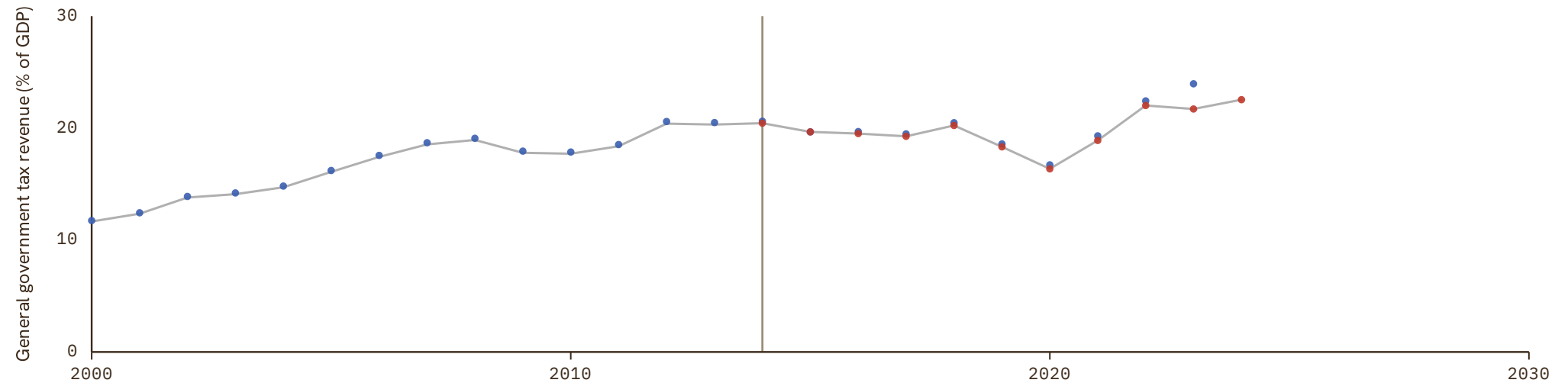
UNIT  
in %

## 1 Source composition

| SOURCE                             | CODE    | TIME SPAN   | NOTES   |
|------------------------------------|---------|-------------|---|
| Asian Development Bank (2024)      | ADB     | 2000 - 2013 | Ratio-spliced using overlapping data in 2014: (ratio = 100%). |
| International Monetary Fund (2024) | IMF GFS | 2014 - 2024 | Baseline source, overlaps with anchor year 2015.              |

## 2 Harmonised series

— GMD estimate | Source change ● ADB ● IMF GFS



# Laos

COVERAGE  
2008–2022

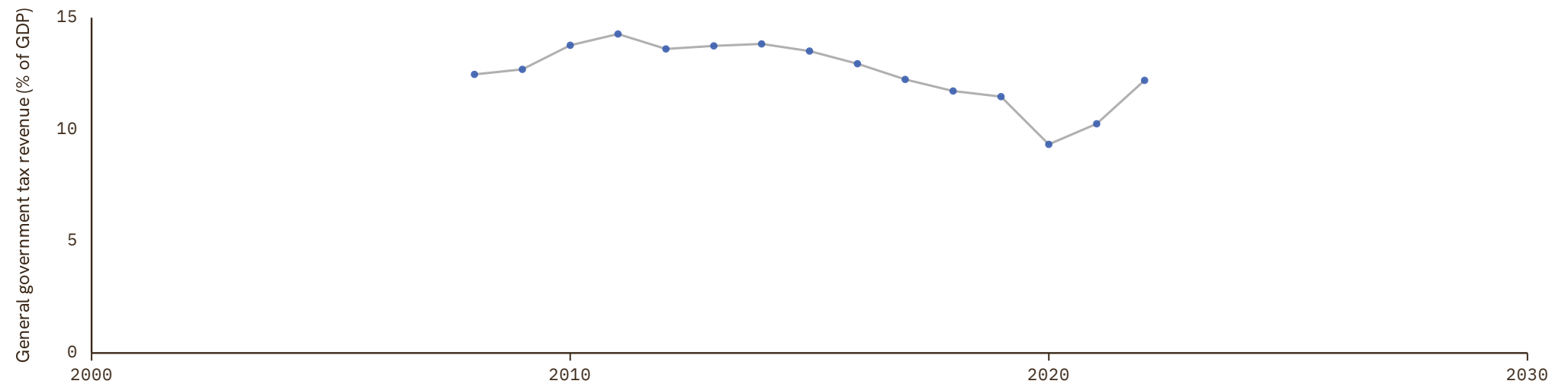
UNIT  
in %

## 1 Source composition

| SOURCE                        | CODE | TIME SPAN   | NOTES  |
|-------------------------------|------|-------------|--|
| Asian Development Bank (2024) | ADB  | 2008 - 2022 | Baseline source, overlaps with anchor year 2015. |

## 2 Harmonised series

— GMD estimate ● ADB



# Latvia

COVERAGE  
1995–2027

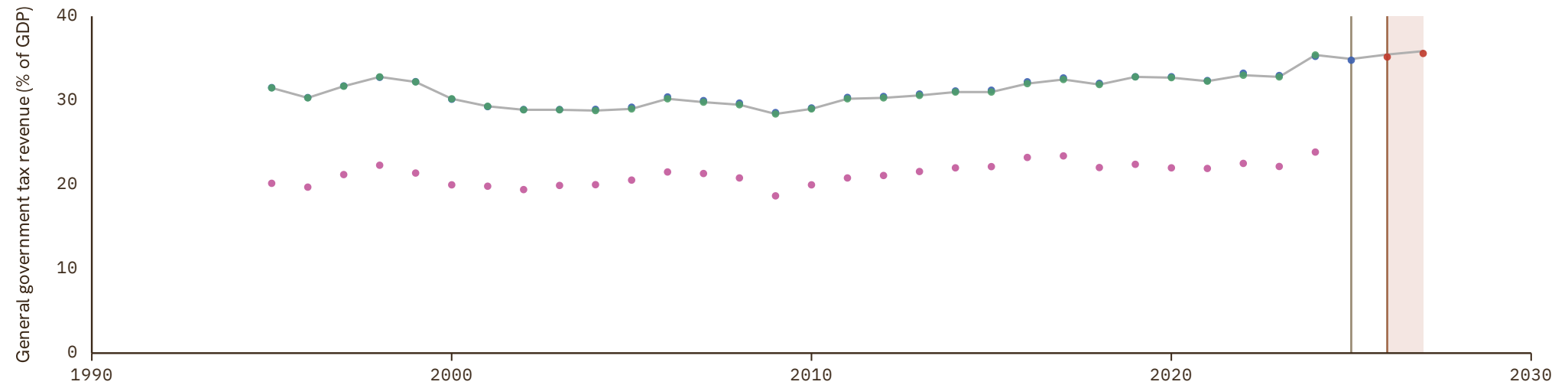
UNIT  
in %

## 1 Source composition

| SOURCE                                     | CODE           | TIME SPAN   | NOTES   |
|--|----------------|-------------|---|
| <a href="#">Eurostat (2025)</a>            | EUS            | 1995 - 2024 | Baseline source, overlaps with anchor year 2015.              |
| <a href="#">European Commission (2024)</a> | AMECO          | 2025 - 2025 | Ratio-spliced using overlapping data in 2026: (ratio = 100%). |
| <a href="#">AMECO forecast</a>             | AMECO forecast | 2026 - 2027 | Ratio-spliced using overlapping data in 2028: (ratio = 100%). |

## 2 Harmonised series

GMD forecast
 — GMD estimate
| Source change
● AMECO
● AMECO forecast
● EUS
● IMF GFS



# Lebanon

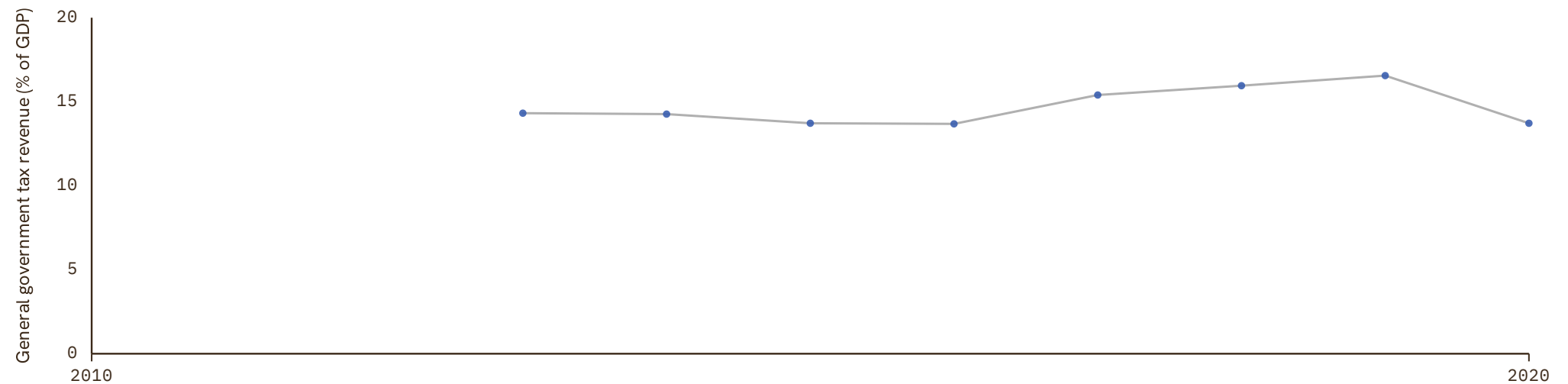
COVERAGE  
2013–2020UNIT  
in %

## 1 Source composition

| SOURCE                    | CODE | TIME SPAN   | NOTES  |
|---------------------------|------|-------------|--|
| Arab Monetary Fund (2024) | AMF  | 2013 - 2020 | Baseline source, overlaps with anchor year 2015. |

## 2 Harmonised series

— GMD estimate ● AMF



# Lesotho

COVERAGE  
2003–2007

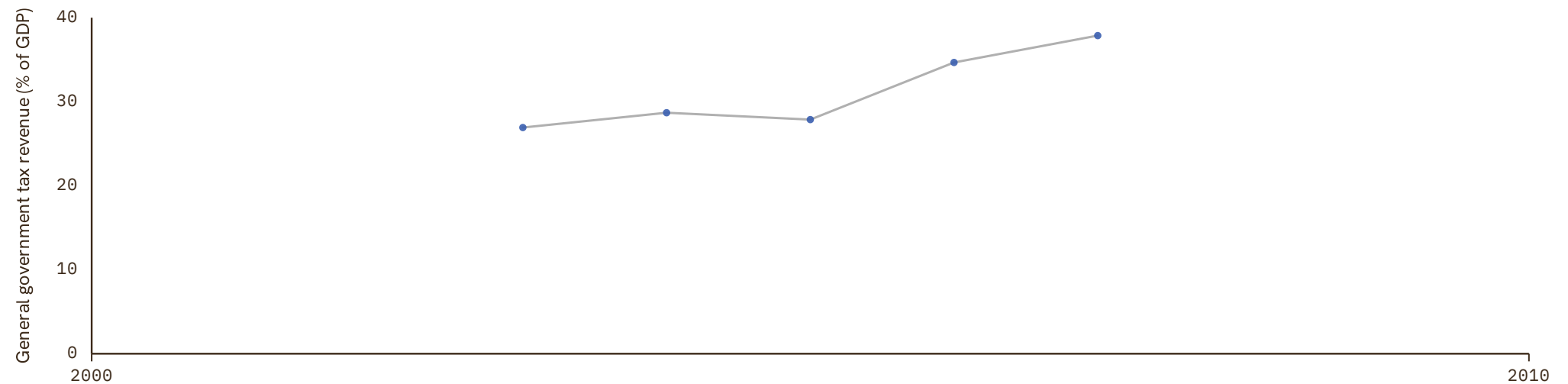
UNIT  
in %

## 1 Source composition

| SOURCE                             | CODE    | TIME SPAN   | NOTES   |
|------------------------------------|---------|-------------|---|
| International Monetary Fund (2024) | IMF GFS | 2003 - 2007 | Ratio-spliced using overlapping data in 2008: (ratio = 100%). |

## 2 Harmonised series

— GMD estimate ● IMF GFS



# Libya

COVERAGE  
2013–2021

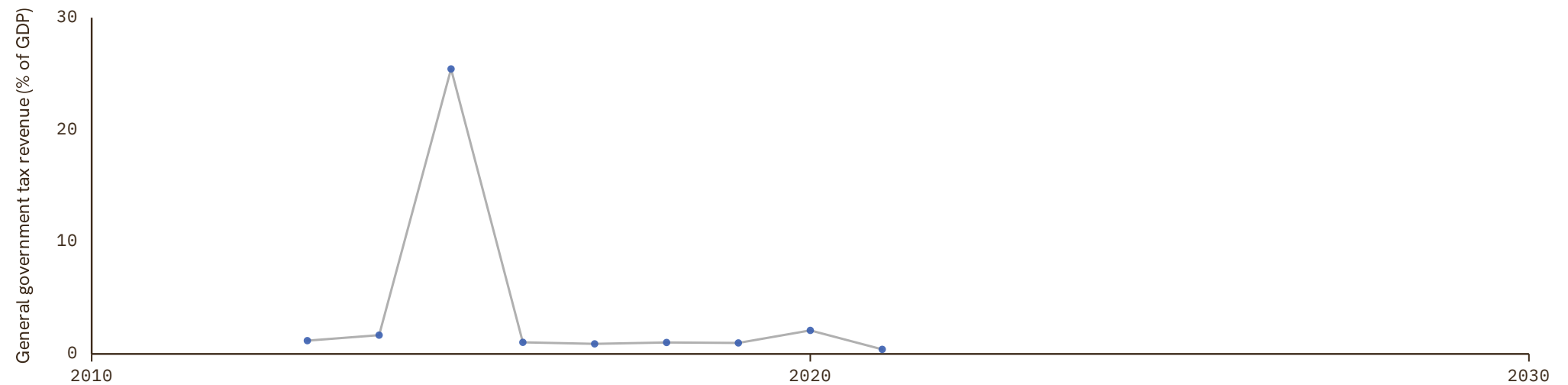
UNIT  
in %

## 1 Source composition

| SOURCE                    | CODE | TIME SPAN   | NOTES  |
|---------------------------|------|-------------|--|
| Arab Monetary Fund (2024) | AMF  | 2013 - 2021 | Baseline source, overlaps with anchor year 2015. |

## 2 Harmonised series

— GMD estimate ● AMF



# Lithuania

COVERAGE  
1995–2027

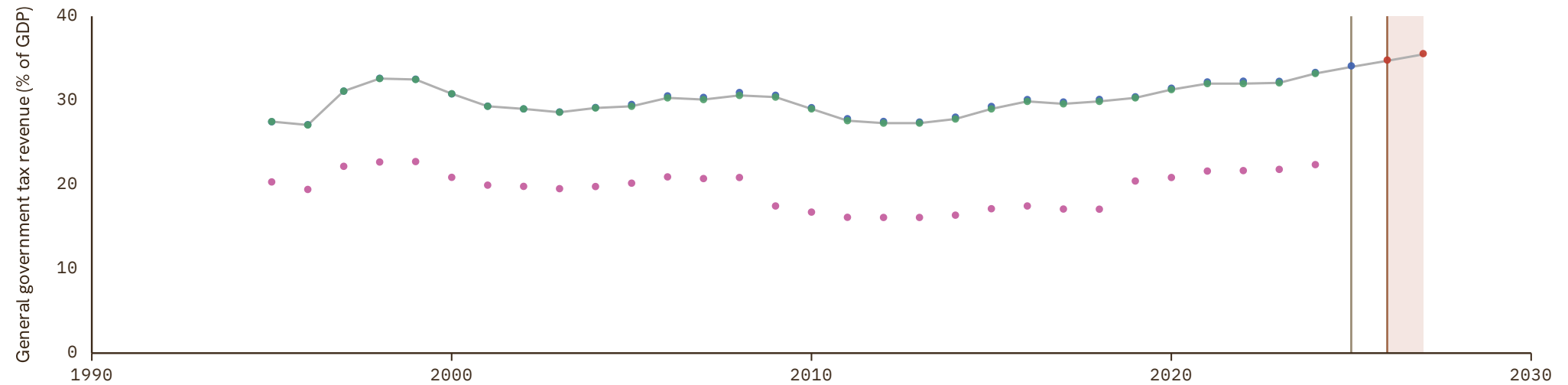
UNIT  
in %

## 1 Source composition

| SOURCE                                     | CODE           | TIME SPAN   | NOTES   |
|--|----------------|-------------|---|
| <a href="#">Eurostat (2025)</a>            | EUS            | 1995 - 2024 | Baseline source, overlaps with anchor year 2015.              |
| <a href="#">European Commission (2024)</a> | AMECO          | 2025 - 2025 | Ratio-spliced using overlapping data in 2026: (ratio = 100%). |
| <a href="#">AMECO forecast</a>             | AMECO forecast | 2026 - 2027 | Ratio-spliced using overlapping data in 2028: (ratio = 100%). |

## 2 Harmonised series

GMD forecast
 — GMD estimate
| Source change
● AMECO
● AMECO forecast
● EUS
● IMF GFS



# Luxembourg

COVERAGE  
1972-2027

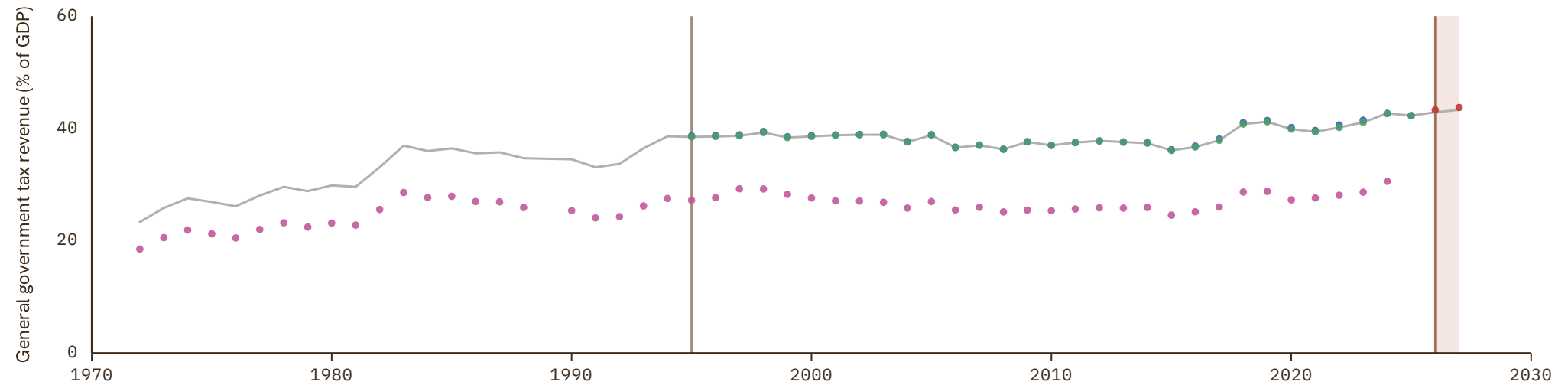
UNIT  
in %

## 1 Source composition

| SOURCE   | CODE           | TIME SPAN   | NOTES   |
|--|----------------|-------------|---|
| <a href="#">International Monetary Fund (2024)</a> | IMF GFS        | 1972 - 1994 | Ratio-spliced using overlapping data in 1995: (ratio = 100%). |
| <a href="#">Eurostat (2025)</a>                    | EUS            | 1995 - 2025 | Baseline source, overlaps with anchor year 2015.              |
| <a href="#">AMECO forecast</a>                     | AMECO forecast | 2026 - 2027 | Ratio-spliced using overlapping data in 2028: (ratio = 100%). |

## 2 Harmonised series

GMD forecast
 — GMD estimate
| Source change
● AMECO
● AMECO forecast
● EUS
● IMF GFS



# Macedonia

COVERAGE  
2006–2023

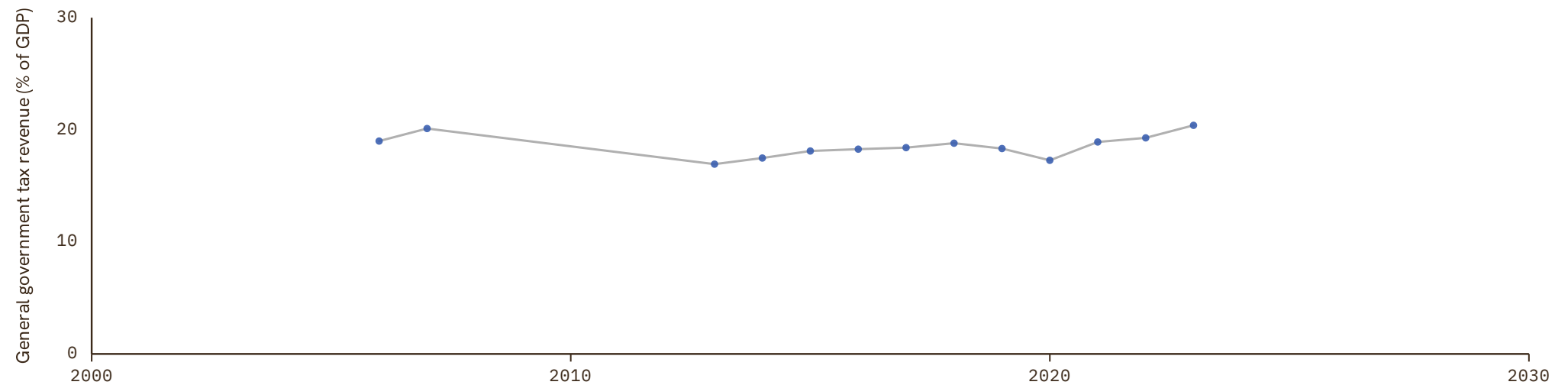
UNIT  
in %

## 1 Source composition

| SOURCE                             | CODE    | TIME SPAN   | NOTES  |
|------------------------------------|---------|-------------|--|
| International Monetary Fund (2024) | IMF GFS | 2006 - 2023 | Baseline source, overlaps with anchor year 2015. |

## 2 Harmonised series

— GMD estimate ● IMF GFS



# Malaysia

COVERAGE  
2000–2022

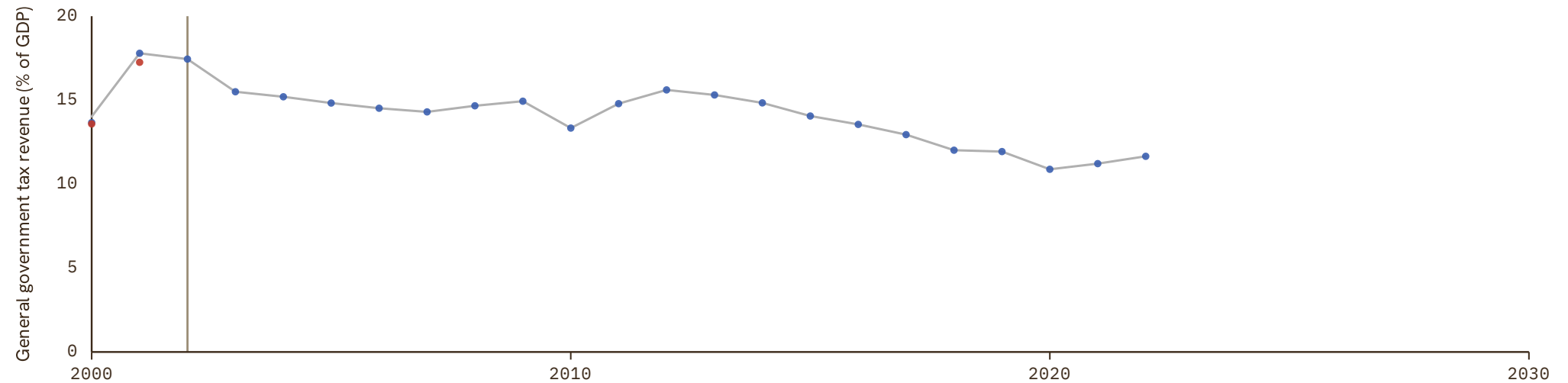
UNIT  
in %

## 1 Source composition

| SOURCE                             | CODE    | TIME SPAN   | NOTES   |
|------------------------------------|---------|-------------|---|
| International Monetary Fund (2024) | IMF GFS | 2000 - 2001 | Ratio-spliced using overlapping data in 2002: (ratio = 100%). |
| Asian Development Bank (2024)      | ADB     | 2002 - 2022 | Baseline source, overlaps with anchor year 2015.              |

## 2 Harmonised series

— GMD estimate | Source change ● ADB ● IMF GFS



# Maldives

COVERAGE  
1979-2023

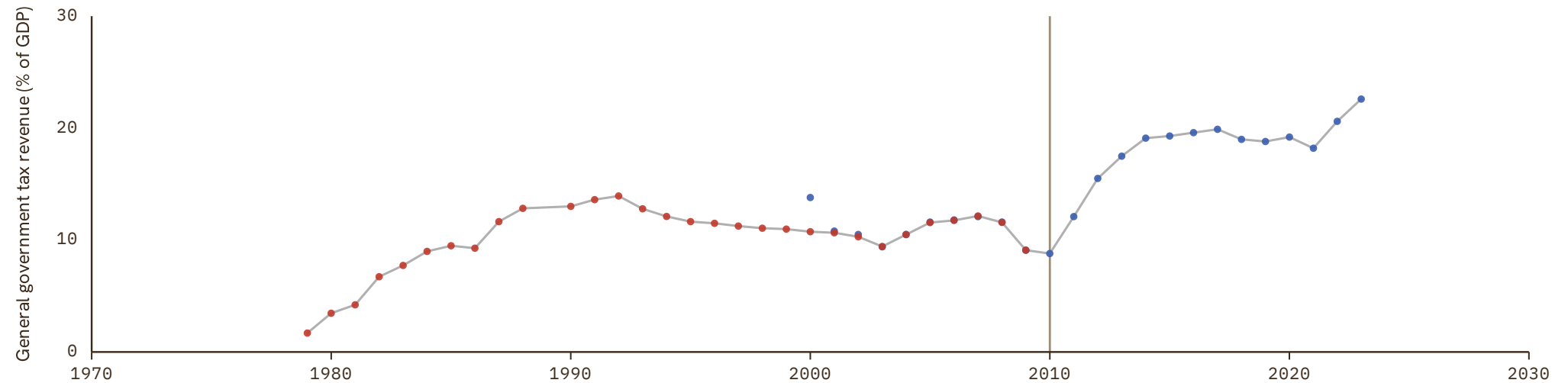
UNIT  
in %

## 1 Source composition

| SOURCE   | CODE    | TIME SPAN   | NOTES   |
|--|---------|-------------|---|
| <a href="#">International Monetary Fund (2024)</a> | IMF GFS | 1979 - 2009 | Ratio-spliced using overlapping data in 2010: (ratio = 100%). |
| <a href="#">Asian Development Bank (2024)</a>      | ADB     | 2010 - 2023 | Baseline source, overlaps with anchor year 2015.              |

## 2 Harmonised series

— GMD estimate | Source change ● ADB ● IMF GFS



# Malta

COVERAGE  
1995–2027

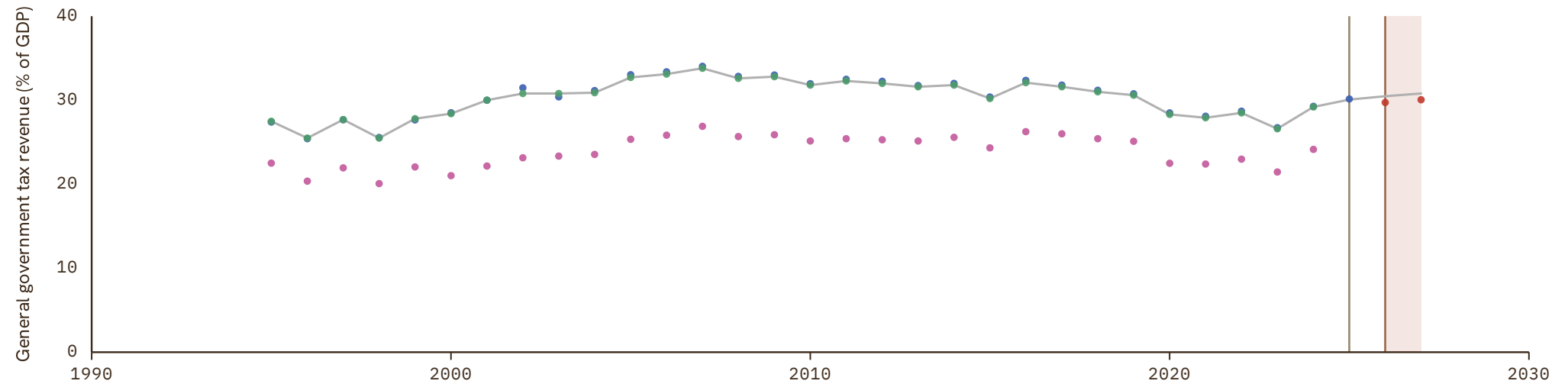
UNIT  
in %

## 1 Source composition

| SOURCE                                     | CODE           | TIME SPAN   | NOTES   |
|--|----------------|-------------|---|
| <a href="#">Eurostat (2025)</a>            | EUS            | 1995 - 2024 | Baseline source, overlaps with anchor year 2015.              |
| <a href="#">European Commission (2024)</a> | AMECO          | 2025 - 2025 | Ratio-spliced using overlapping data in 2026: (ratio = 100%). |
| <a href="#">AMECO forecast</a>             | AMECO forecast | 2026 - 2027 | Ratio-spliced using overlapping data in 2028: (ratio = 100%). |

## 2 Harmonised series

GMD forecast
 — GMD estimate
 | Source change
 ● AMECO
 ● AMECO forecast
 ● EUS
 ● IMF GFS



# Mauritania

COVERAGE  
2013–2020

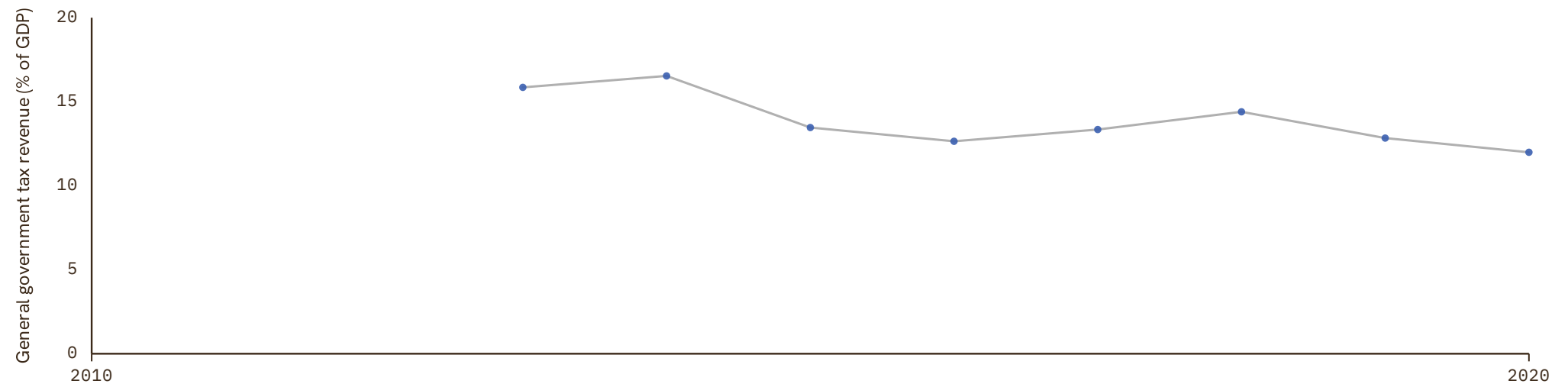
UNIT  
in %

## 1 Source composition

| SOURCE                    | CODE | TIME SPAN   | NOTES  |
|---------------------------|------|-------------|--|
| Arab Monetary Fund (2024) | AMF  | 2013 - 2020 | Baseline source, overlaps with anchor year 2015. |

## 2 Harmonised series

— GMD estimate ● AMF



# Mauritius

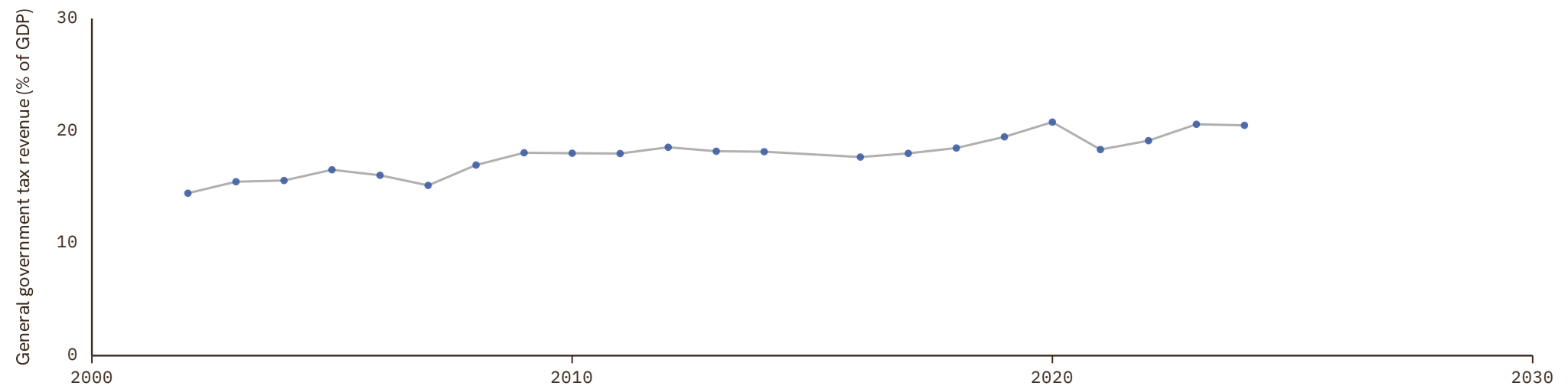
COVERAGE  
2002–2024UNIT  
in %

## 1 Source composition

| SOURCE                             | CODE    | TIME SPAN   | NOTES  |
|------------------------------------|---------|-------------|--|
| International Monetary Fund (2024) | IMF GFS | 2002 - 2024 | Baseline source, overlaps with anchor year 2015. |

## 2 Harmonised series

— GMD estimate ● IMF GFS



# Mexico

COVERAGE  
1972-2023

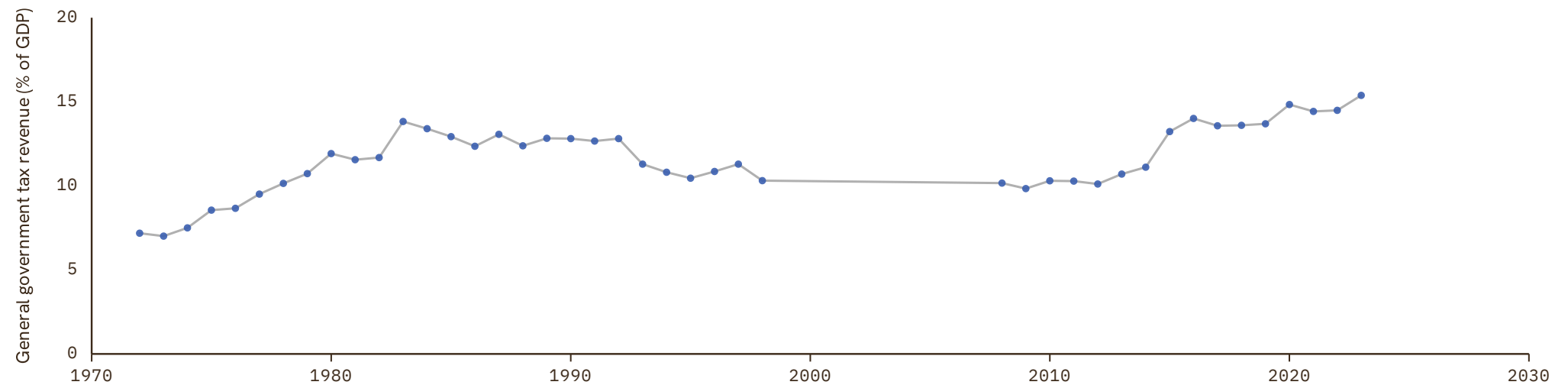
UNIT  
in %

## 1 Source composition

| SOURCE                             | CODE    | TIME SPAN   | NOTES  |
|------------------------------------|---------|-------------|--|
| International Monetary Fund (2024) | IMF GFS | 1972 - 2023 | Baseline source, overlaps with anchor year 2015. |

## 2 Harmonised series

— GMD estimate ● IMF GFS



# Moldova

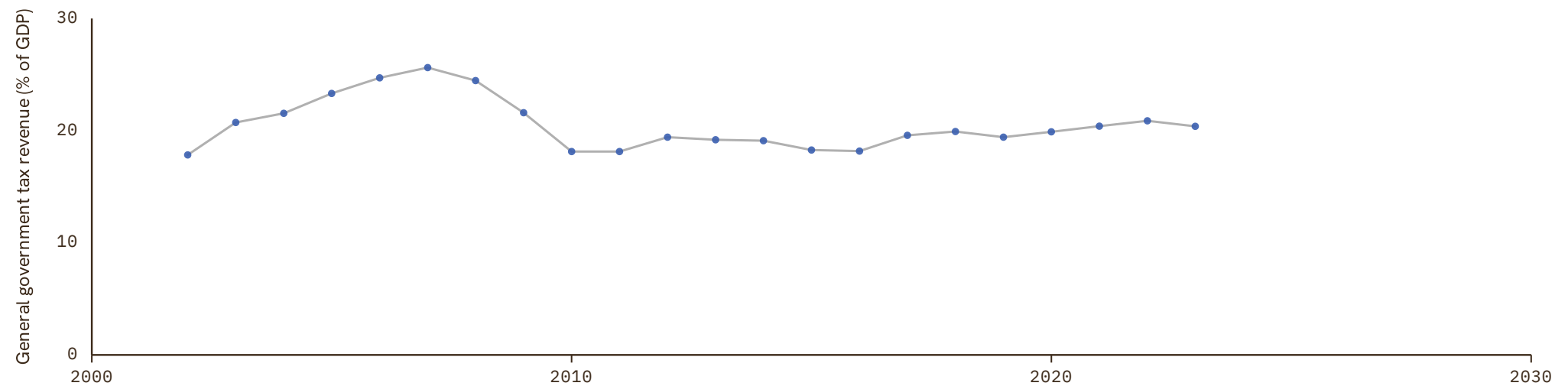
COVERAGE  
2002–2023UNIT  
in %

## 1 Source composition

| SOURCE   | CODE    | TIME SPAN   | NOTES  |
|--|---------|-------------|--|
| <a href="#">International Monetary Fund (2024)</a> | IMF GFS | 2002 - 2023 | Baseline source, overlaps with anchor year 2015. |

## 2 Harmonised series

— GMD estimate ● IMF GFS



# Mongolia

COVERAGE  
1992–2024

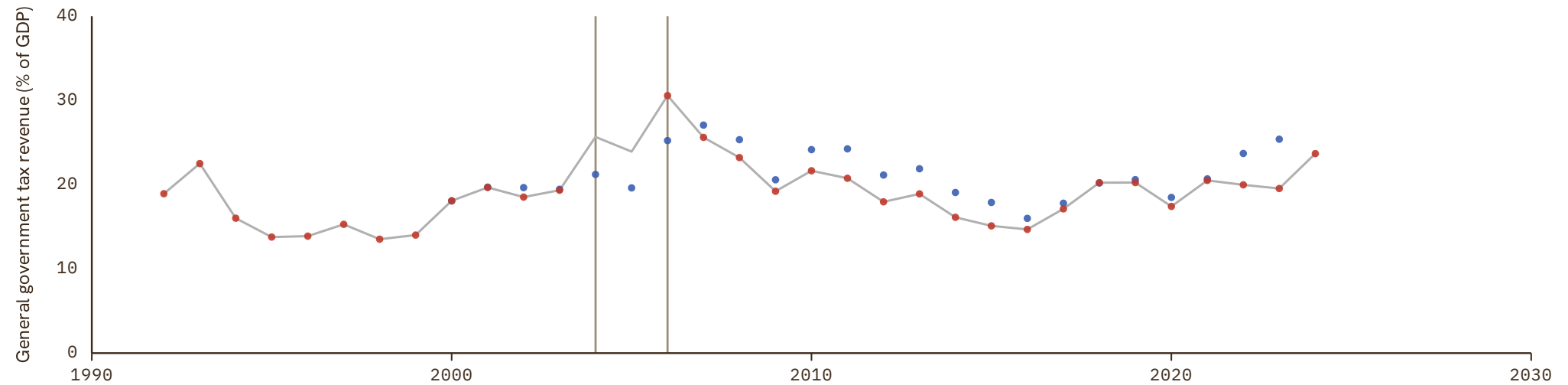
UNIT  
in %

## 1 Source composition

| SOURCE                             | CODE    | TIME SPAN   | NOTES   |
|------------------------------------|---------|-------------|---|
| International Monetary Fund (2024) | IMF GFS | 1992 - 2003 | Ratio-spliced using overlapping data in 2004: (ratio = 100%). |
| Asian Development Bank (2024)      | ADB     | 2004 - 2005 | Ratio-spliced using overlapping data in 2006: (ratio = 100%). |
| International Monetary Fund (2024) | IMF GFS | 2006 - 2024 | Baseline source, overlaps with anchor year 2015.              |

## 2 Harmonised series

— GMD estimate | Source change ● ADB ● IMF GFS



# Morocco

COVERAGE  
2002–2020

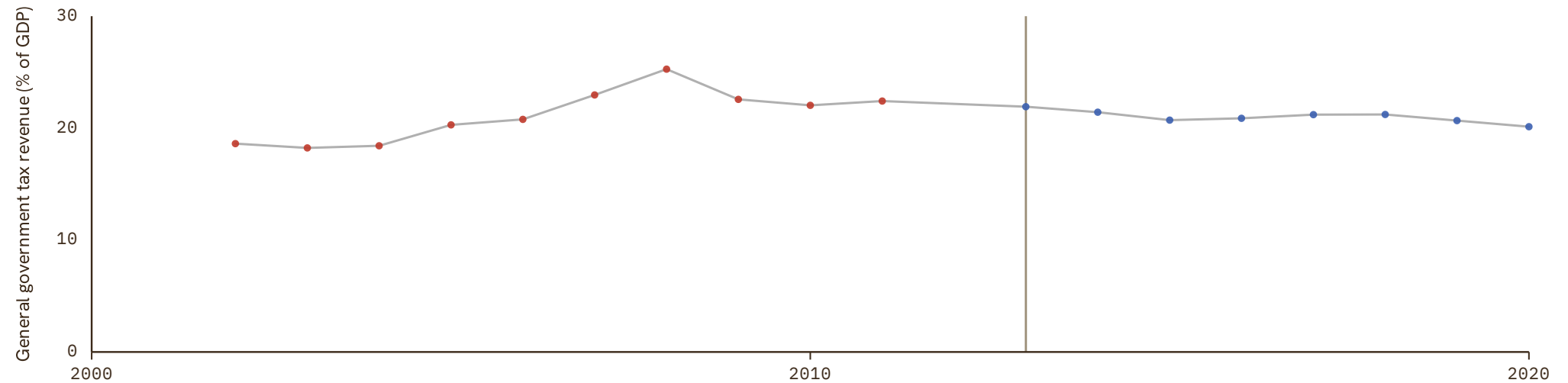
UNIT  
in %

## 1 Source composition

| SOURCE   | CODE    | TIME SPAN   | NOTES   |
|--|---------|-------------|---|
| <a href="#">International Monetary Fund (2024)</a> | IMF GFS | 2002 - 2011 | Ratio-spliced using overlapping data in 2012: (ratio = 100%). |
| <a href="#">Arab Monetary Fund (2024)</a>          | AMF     | 2013 - 2020 | Baseline source, overlaps with anchor year 2015.              |

## 2 Harmonised series

— GMD estimate | Source change ● AMF ● IMF GFS



# Myanmar

COVERAGE  
2012–2019

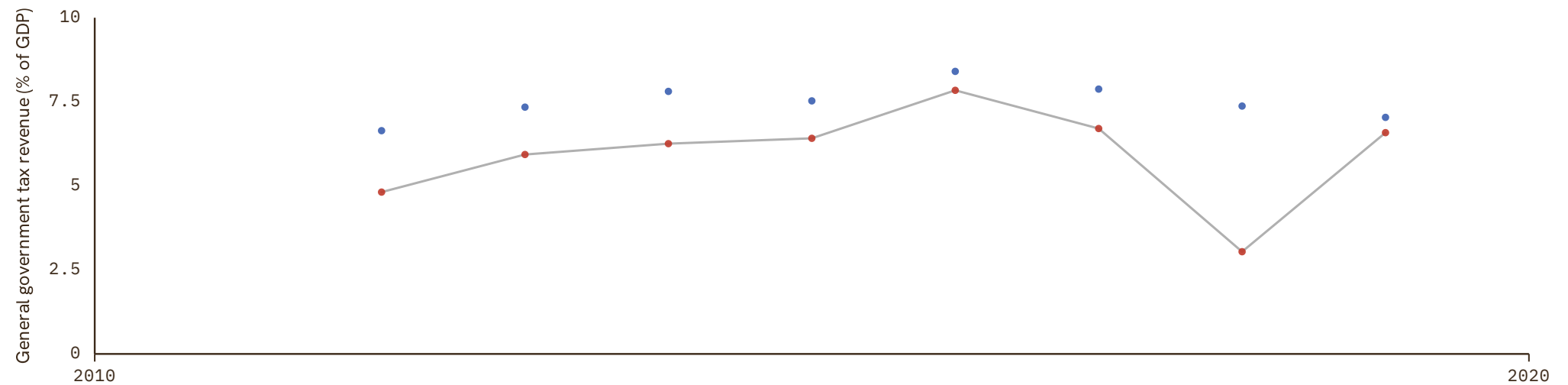
UNIT  
in %

## 1 Source composition

| SOURCE                             | CODE    | TIME SPAN   | NOTES  |
|------------------------------------|---------|-------------|--|
| International Monetary Fund (2024) | IMF GFS | 2012 - 2019 | Baseline source, overlaps with anchor year 2015. |

## 2 Harmonised series

— GMD estimate    ● ADB    ● IMF GFS



# Namibia

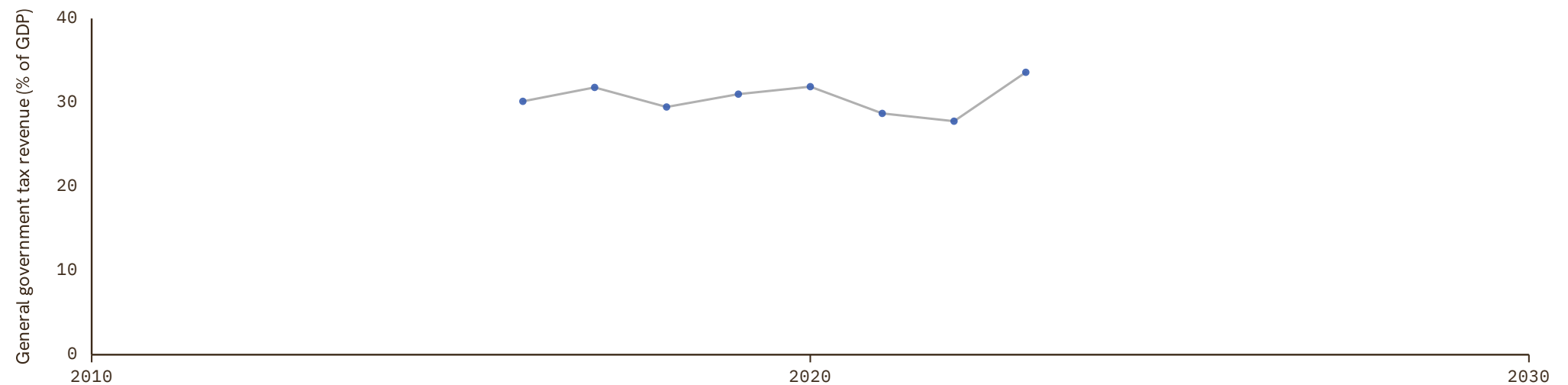
COVERAGE  
2016–2023UNIT  
in %

## 1 Source composition

| SOURCE                             | CODE    | TIME SPAN   | NOTES   |
|------------------------------------|---------|-------------|---|
| International Monetary Fund (2024) | IMF GFS | 2016 - 2023 | Ratio-spliced using overlapping data in 2024: (ratio = 100%). |

## 2 Harmonised series

— GMD estimate ● IMF GFS



# Nepal

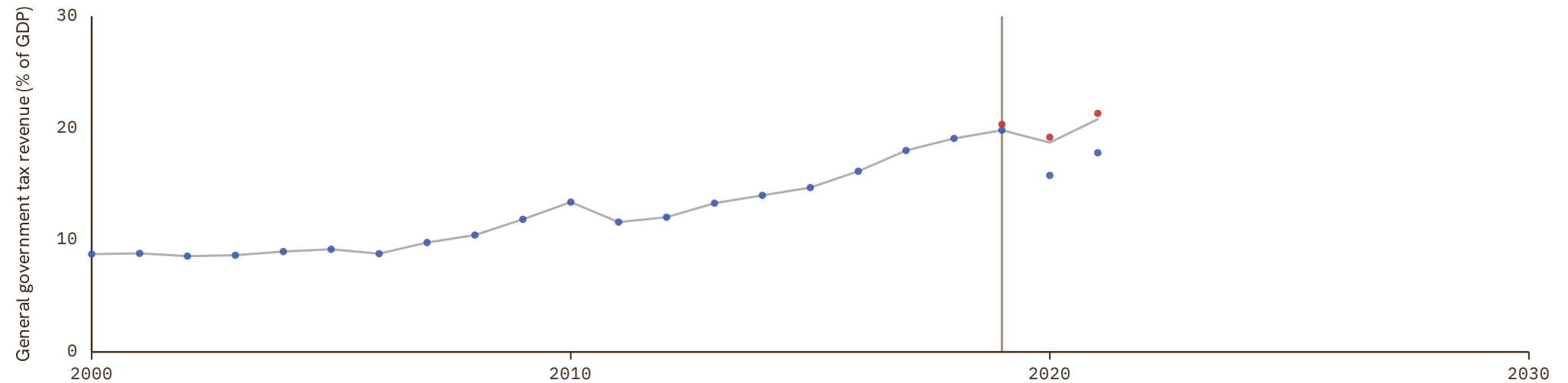
COVERAGE | UNIT  
2000–2021 | in %

## 1 Source composition

| SOURCE                             | CODE    | TIME SPAN   | NOTES   |
|------------------------------------|---------|-------------|---|
| Asian Development Bank (2024)      | ADB     | 2000 - 2018 | Baseline source, overlaps with anchor year 2015.              |
| International Monetary Fund (2024) | IMF GFS | 2019 - 2021 | Ratio-spliced using overlapping data in 2022: (ratio = 100%). |

## 2 Harmonised series

— GMD estimate | Source change ● ADB ● IMF GFS



# Netherlands

COVERAGE  
1980-2027

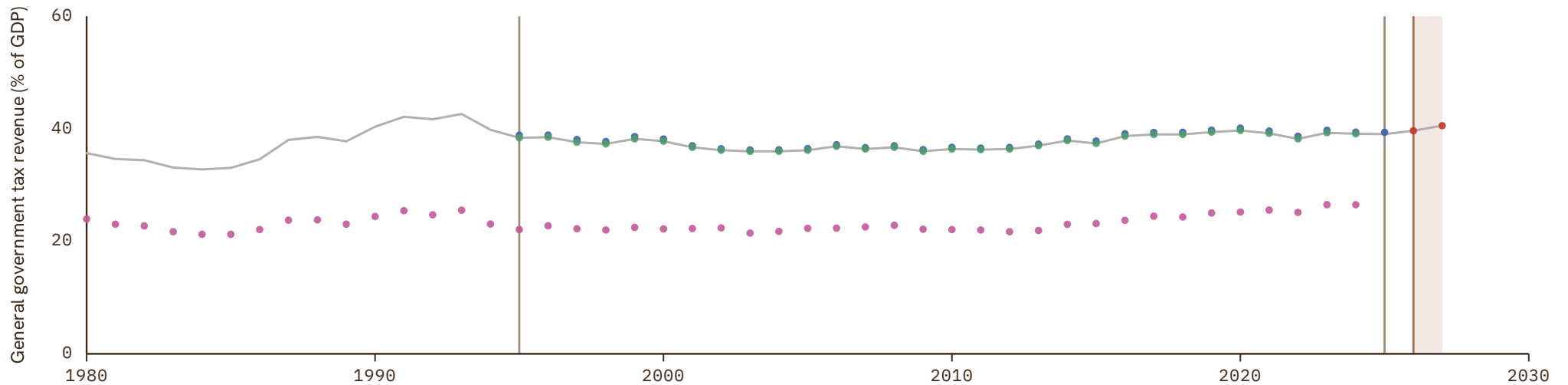
UNIT  
in %

## 1 Source composition

| SOURCE   | CODE           | TIME SPAN   | NOTES   |
|--|----------------|-------------|---|
| <a href="#">International Monetary Fund (2024)</a> | IMF GFS        | 1980 - 1994 | Ratio-spliced using overlapping data in 1995: (ratio = 100%). |
| <a href="#">Eurostat (2025)</a>                    | EUS            | 1995 - 2024 | Baseline source, overlaps with anchor year 2015.              |
| <a href="#">European Commission (2024)</a>         | AMECO          | 2025 - 2025 | Ratio-spliced using overlapping data in 2026: (ratio = 100%). |
| <a href="#">AMECO forecast</a>                     | AMECO forecast | 2026 - 2027 | Ratio-spliced using overlapping data in 2028: (ratio = 100%). |

## 2 Harmonised series

GMD forecast
 — GMD estimate
 | Source change
 ● AMECO
 ● AMECO forecast
 ● EUS
 ● IMF GFS



# New Zealand

COVERAGE  
2009–2025

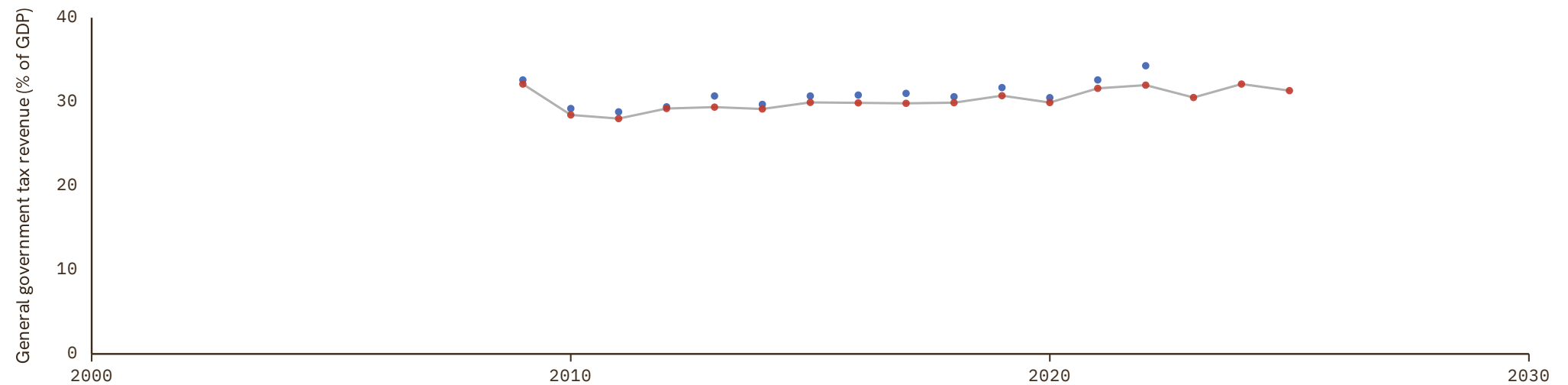
UNIT  
in %

## 1 Source composition

| SOURCE                             | CODE    | TIME SPAN   | NOTES  |
|------------------------------------|---------|-------------|--|
| International Monetary Fund (2024) | IMF GFS | 2009 - 2025 | Baseline source, overlaps with anchor year 2015. |

## 2 Harmonised series

— GMD estimate   ● ADB   ● IMF GFS



# Norway

COVERAGE  
1972-2025

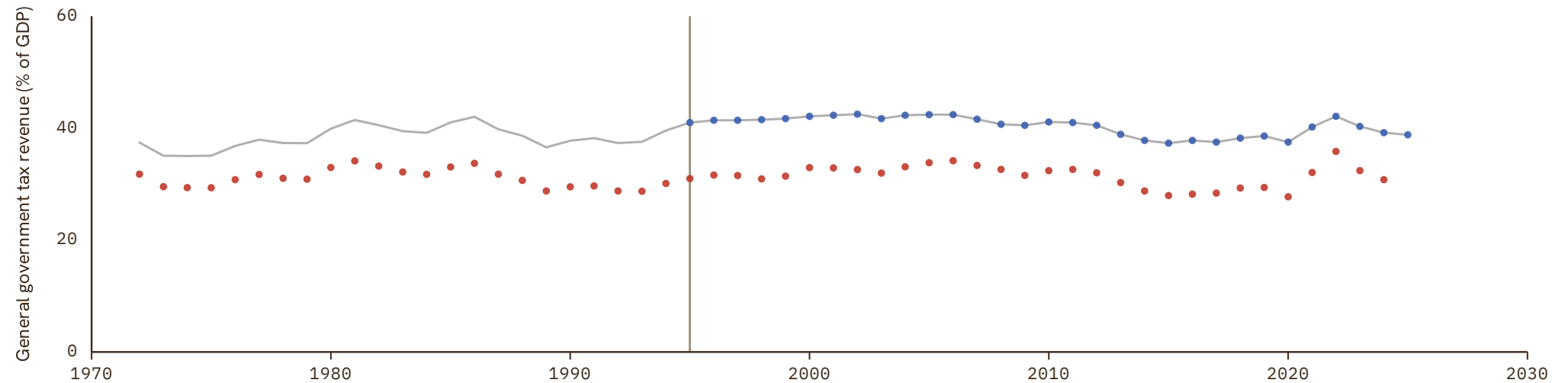
UNIT  
in %

## 1 Source composition

| SOURCE                             | CODE    | TIME SPAN   | NOTES   |
|------------------------------------|---------|-------------|---|
| International Monetary Fund (2024) | IMF GFS | 1972 - 1994 | Ratio-spliced using overlapping data in 1995: (ratio = 100%). |
| Eurostat (2025)                    | EUS     | 1995 - 2025 | Baseline source, overlaps with anchor year 2015.              |

## 2 Harmonised series

— GMD estimate | Source change ● EUS ● IMF GFS



# Oman

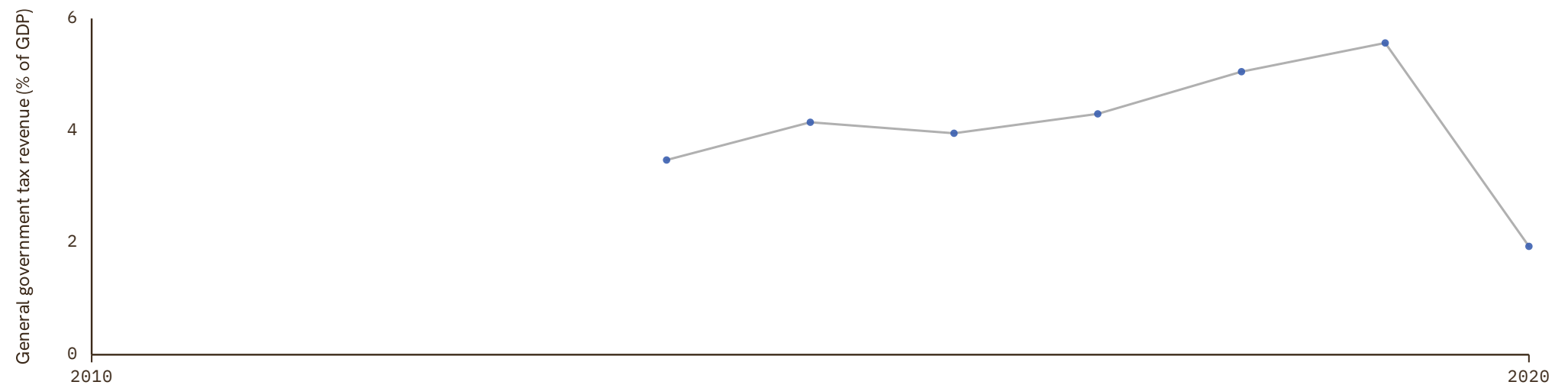
COVERAGE  
2014–2020UNIT  
in %

## 1 Source composition

| SOURCE                    | CODE | TIME SPAN   | NOTES  |
|---------------------------|------|-------------|--|
| Arab Monetary Fund (2024) | AMF  | 2014 - 2020 | Baseline source, overlaps with anchor year 2015. |

## 2 Harmonised series

— GMD estimate ● AMF



# Pakistan

COVERAGE  
2000-2023

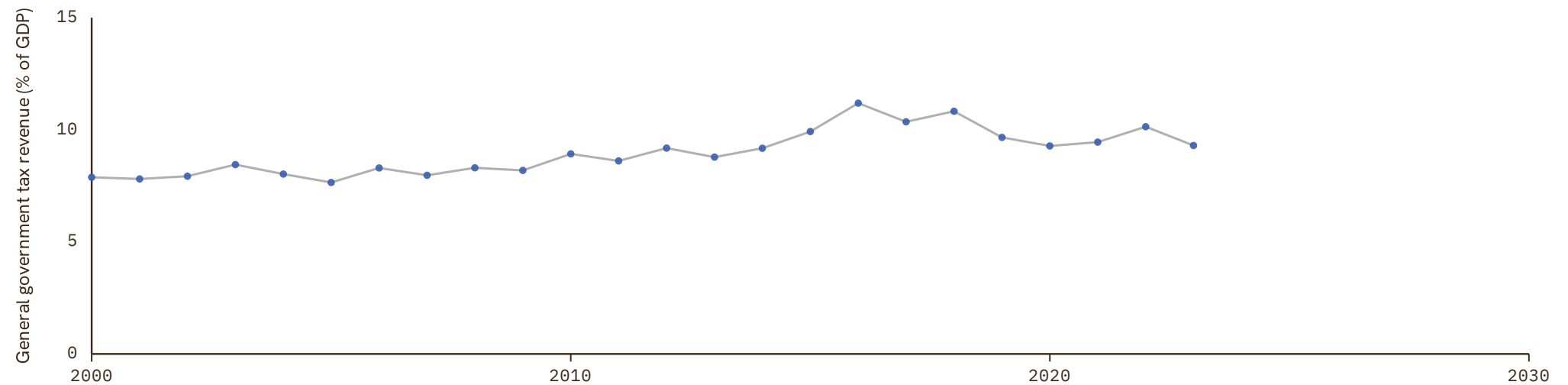
UNIT  
in %

## 1 Source composition

| SOURCE                        | CODE | TIME SPAN   | NOTES  |
|-------------------------------|------|-------------|--|
| Asian Development Bank (2024) | ADB  | 2000 - 2023 | Baseline source, overlaps with anchor year 2015. |

## 2 Harmonised series

— GMD estimate ● ADB



# Palestine

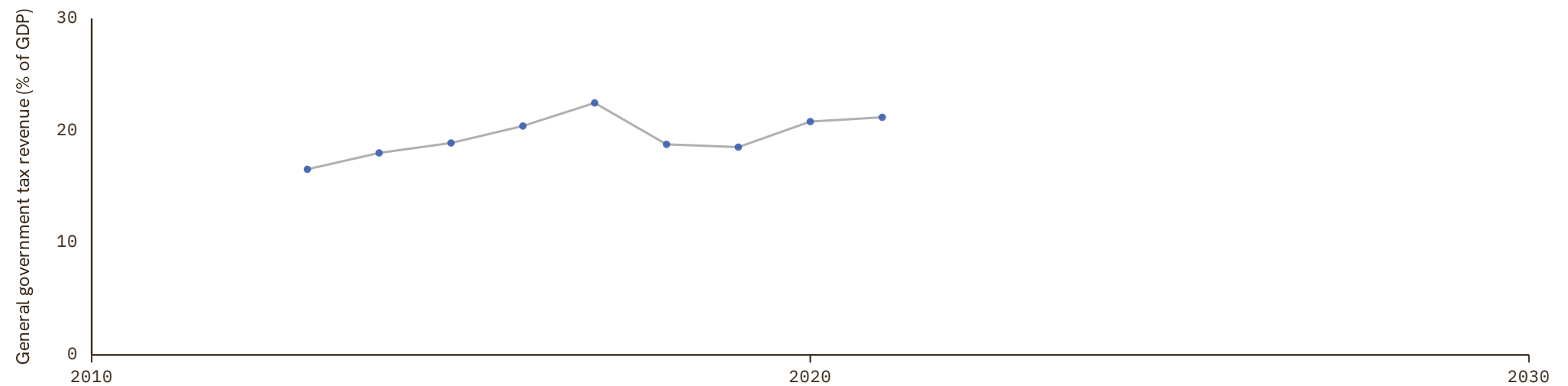
COVERAGE  
2013–2021UNIT  
in %

## 1 Source composition

| SOURCE                    | CODE | TIME SPAN   | NOTES  |
|---------------------------|------|-------------|--|
| Arab Monetary Fund (2024) | AMF  | 2013 - 2021 | Baseline source, overlaps with anchor year 2015. |

## 2 Harmonised series

— GMD estimate ● AMF



# Papua New Guinea

COVERAGE  
2015–2023

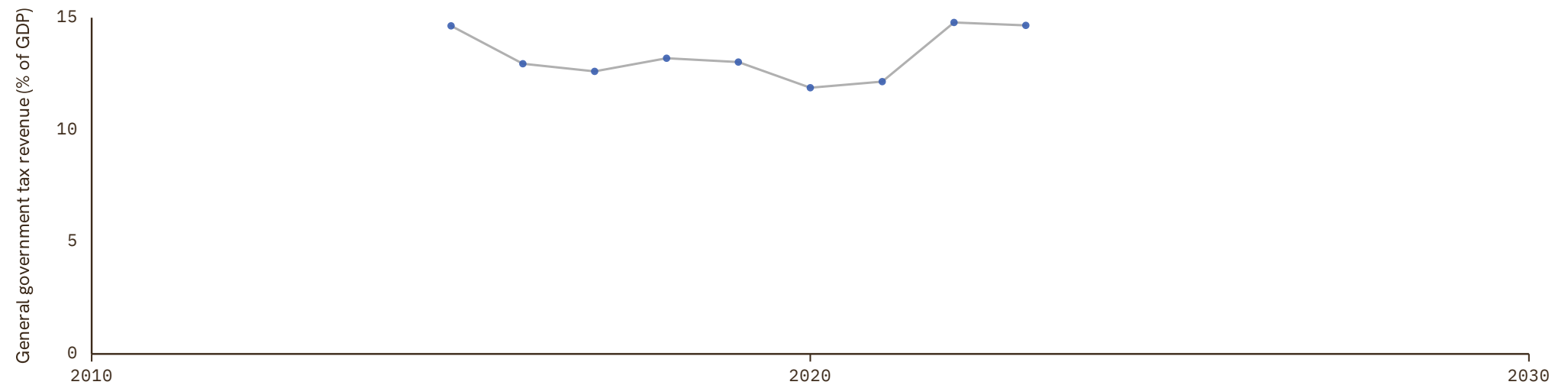
UNIT  
in %

## 1 Source composition

| SOURCE                        | CODE | TIME SPAN   | NOTES  |
|-------------------------------|------|-------------|--|
| Asian Development Bank (2024) | ADB  | 2015 - 2023 | Baseline source, overlaps with anchor year 2015. |

## 2 Harmonised series

— GMD estimate ● ADB



# Paraguay

COVERAGE  
2005–2024

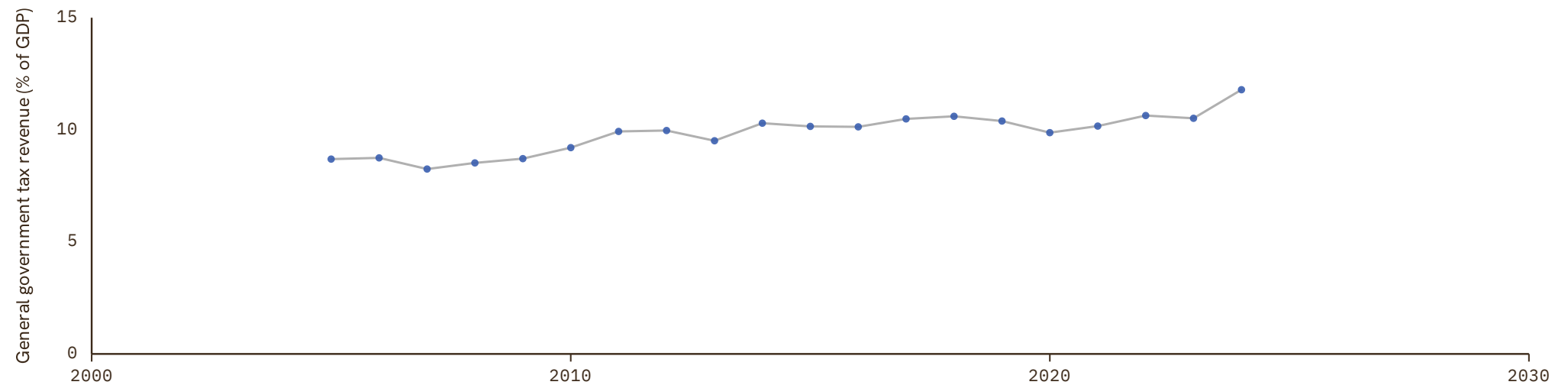
UNIT  
in %

## 1 Source composition

| SOURCE                             | CODE    | TIME SPAN   | NOTES  |
|------------------------------------|---------|-------------|--|
| International Monetary Fund (2024) | IMF GFS | 2005 - 2024 | Baseline source, overlaps with anchor year 2015. |

## 2 Harmonised series

— GMD estimate ● IMF GFS



# Peru

COVERAGE  
1995–2021

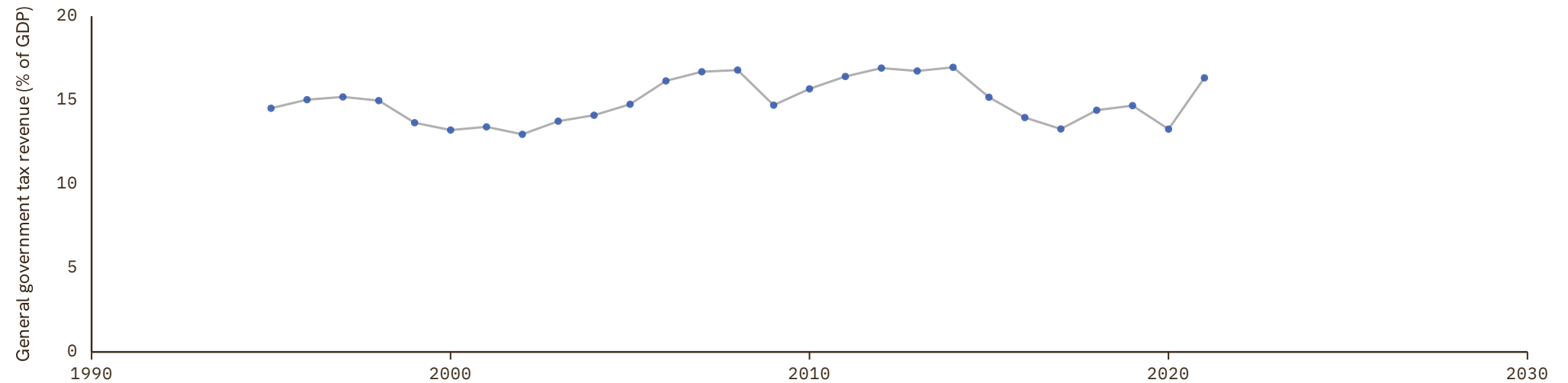
UNIT  
in %

## 1 Source composition

| SOURCE                             | CODE    | TIME SPAN   | NOTES  |
|------------------------------------|---------|-------------|--|
| International Monetary Fund (2024) | IMF GFS | 1995 - 2021 | Baseline source, overlaps with anchor year 2015. |

## 2 Harmonised series

— GMD estimate ● IMF GFS



# Philippines

COVERAGE  
2000–2023

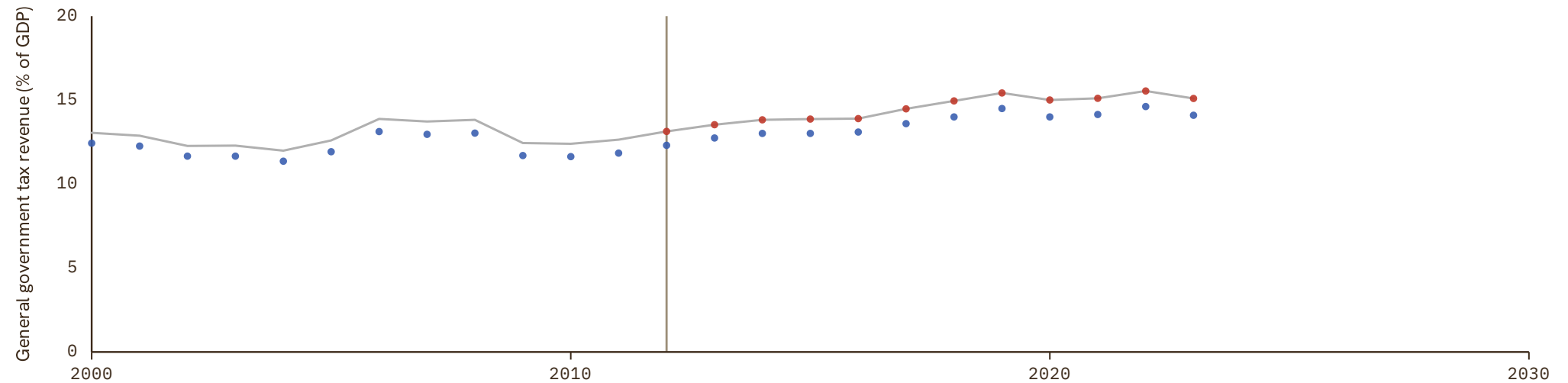
UNIT  
in %

## 1 Source composition

| SOURCE                             | CODE    | TIME SPAN   | NOTES   |
|------------------------------------|---------|-------------|---|
| Asian Development Bank (2024)      | ADB     | 2000 - 2011 | Ratio-spliced using overlapping data in 2012: (ratio = 100%). |
| International Monetary Fund (2024) | IMF GFS | 2012 - 2023 | Baseline source, overlaps with anchor year 2015.              |

## 2 Harmonised series

— GMD estimate | Source change ● ADB ● IMF GFS



# Poland

COVERAGE  
1984–2027

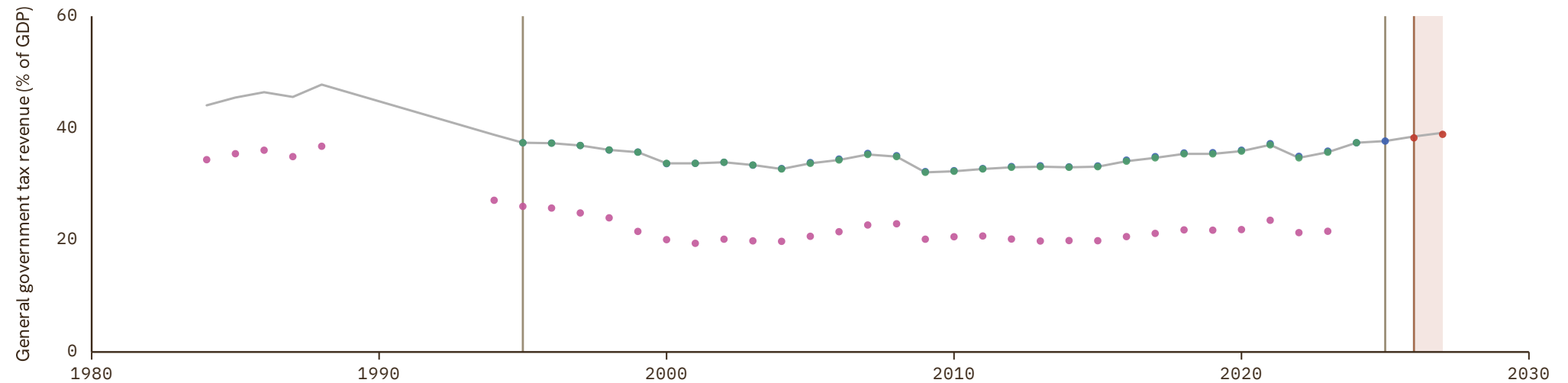
UNIT  
in %

## 1 Source composition

| SOURCE   | CODE           | TIME SPAN   | NOTES   |
|--|----------------|-------------|---|
| <a href="#">International Monetary Fund (2024)</a> | IMF GFS        | 1984 - 1994 | Ratio-spliced using overlapping data in 1995: (ratio = 100%). |
| <a href="#">Eurostat (2025)</a>                    | EUS            | 1995 - 2024 | Baseline source, overlaps with anchor year 2015.              |
| <a href="#">European Commission (2024)</a>         | AMECO          | 2025 - 2025 | Ratio-spliced using overlapping data in 2026: (ratio = 100%). |
| <a href="#">AMECO forecast</a>                     | AMECO forecast | 2026 - 2027 | Ratio-spliced using overlapping data in 2028: (ratio = 100%). |

## 2 Harmonised series

GMD forecast
 — GMD estimate
 | Source change
 ● AMECO
 ● AMECO forecast
 ● EUS
 ● IMF GFS



# Portugal

COVERAGE  
1974-2027

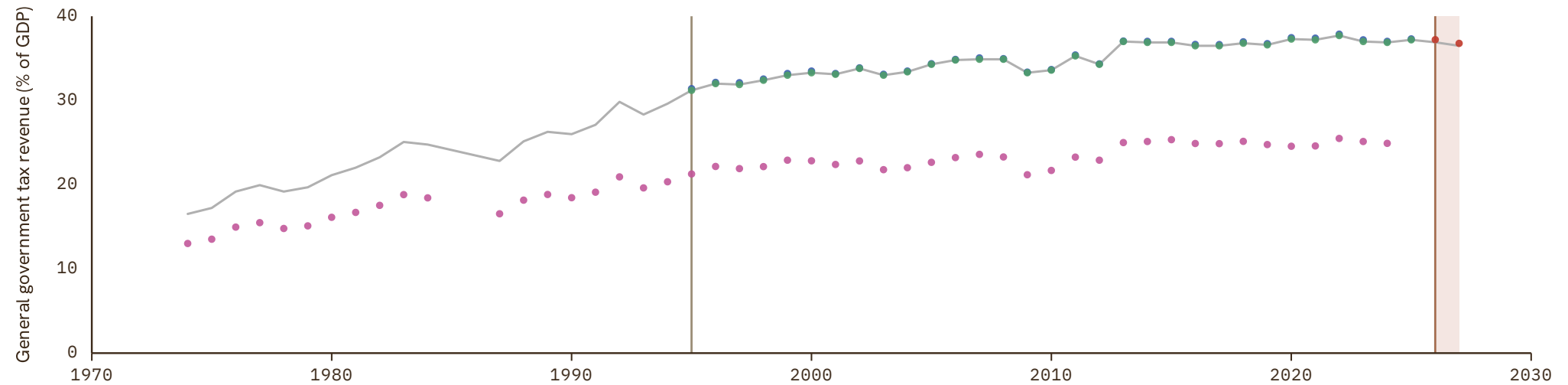
UNIT  
in %

## 1 Source composition

| SOURCE   | CODE           | TIME SPAN   | NOTES   |
|--|----------------|-------------|---|
| <a href="#">International Monetary Fund (2024)</a> | IMF GFS        | 1974 - 1994 | Ratio-spliced using overlapping data in 1995: (ratio = 100%). |
| <a href="#">Eurostat (2025)</a>                    | EUS            | 1995 - 2025 | Baseline source, overlaps with anchor year 2015.              |
| <a href="#">AMECO forecast</a>                     | AMECO forecast | 2026 - 2027 | Ratio-spliced using overlapping data in 2028: (ratio = 100%). |

## 2 Harmonised series

GMD forecast
 — GMD estimate
| Source change
● AMECO
● AMECO forecast
● EUS
● IMF GFS



# Qatar

COVERAGE  
2013–2020

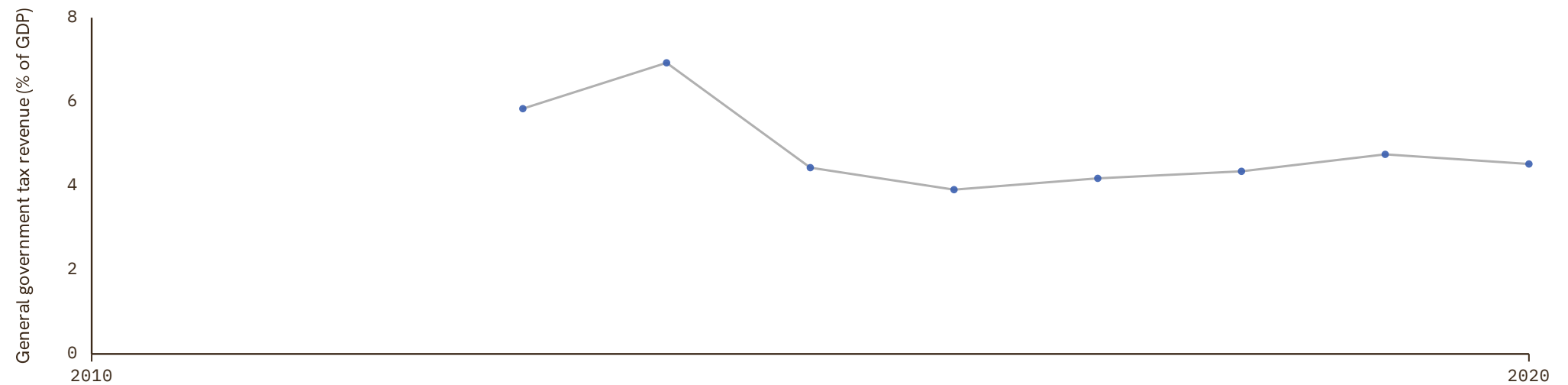
UNIT  
in %

## 1 Source composition

| SOURCE                    | CODE | TIME SPAN   | NOTES  |
|---------------------------|------|-------------|--|
| Arab Monetary Fund (2024) | AMF  | 2013 - 2020 | Baseline source, overlaps with anchor year 2015. |

## 2 Harmonised series

— GMD estimate ● AMF



# Republic of the Congo

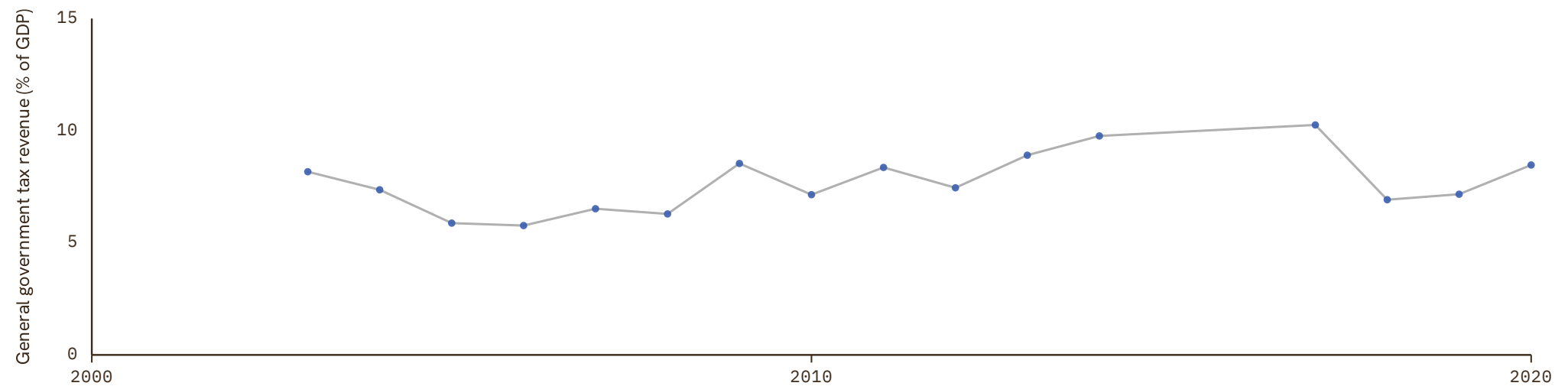
COVERAGE  
2003–2020UNIT  
in %

## 1 Source composition

| SOURCE                             | CODE    | TIME SPAN   | NOTES  |
|------------------------------------|---------|-------------|--|
| International Monetary Fund (2024) | IMF GFS | 2003 - 2020 | Baseline source, overlaps with anchor year 2015. |

## 2 Harmonised series

— GMD estimate ● IMF GFS



# Romania

COVERAGE  
1972-2027

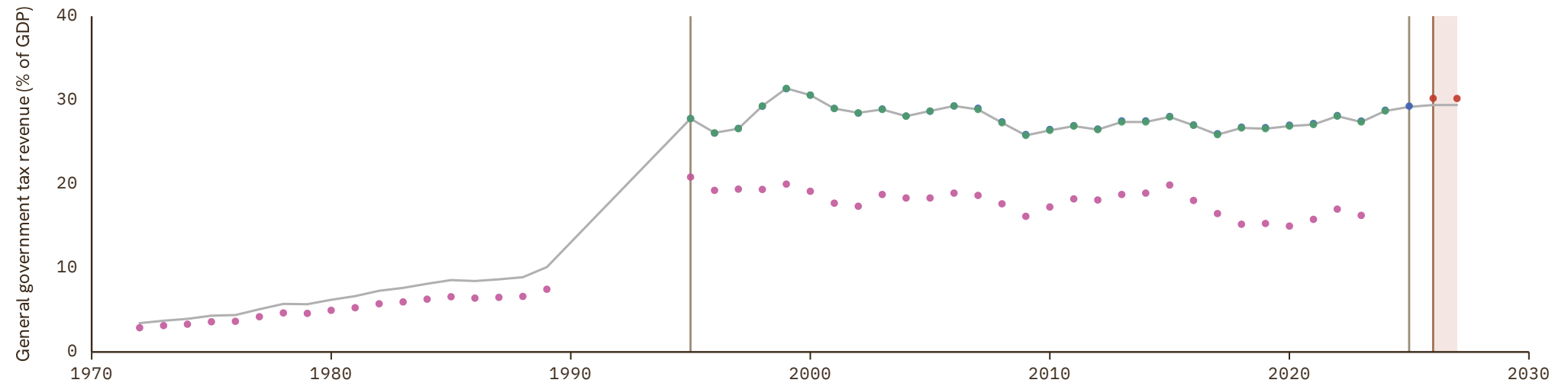
UNIT  
in %

## 1 Source composition

| SOURCE   | CODE           | TIME SPAN   | NOTES   |
|--|----------------|-------------|---|
| <a href="#">International Monetary Fund (2024)</a> | IMF GFS        | 1972 - 1989 | Ratio-spliced using overlapping data in 1990: (ratio = 100%). |
| <a href="#">Eurostat (2025)</a>                    | EUS            | 1995 - 2024 | Baseline source, overlaps with anchor year 2015.              |
| <a href="#">European Commission (2024)</a>         | AMECO          | 2025 - 2025 | Ratio-spliced using overlapping data in 2026: (ratio = 100%). |
| <a href="#">AMECO forecast</a>                     | AMECO forecast | 2026 - 2027 | Ratio-spliced using overlapping data in 2028: (ratio = 100%). |

## 2 Harmonised series

GMD forecast
 — GMD estimate
 | Source change
 ● AMECO
 ● AMECO forecast
 ● EUS
 ● IMF GFS



# Russian Federation

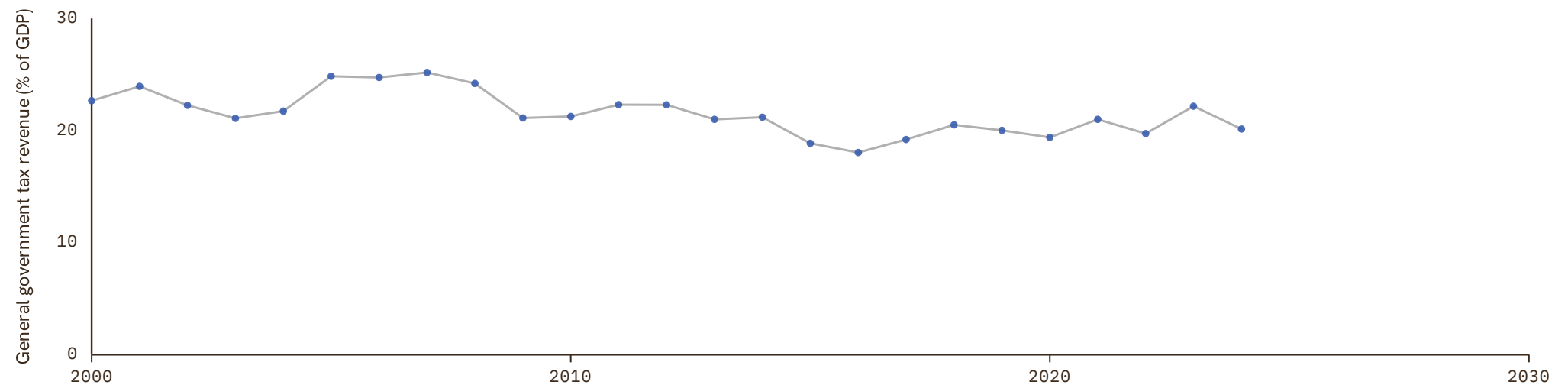
COVERAGE  
2000–2024UNIT  
in %

## 1 Source composition

| SOURCE                             | CODE    | TIME SPAN   | NOTES  |
|------------------------------------|---------|-------------|--|
| International Monetary Fund (2024) | IMF GFS | 2000 - 2024 | Baseline source, overlaps with anchor year 2015. |

## 2 Harmonised series

— GMD estimate ● IMF GFS



# Rwanda

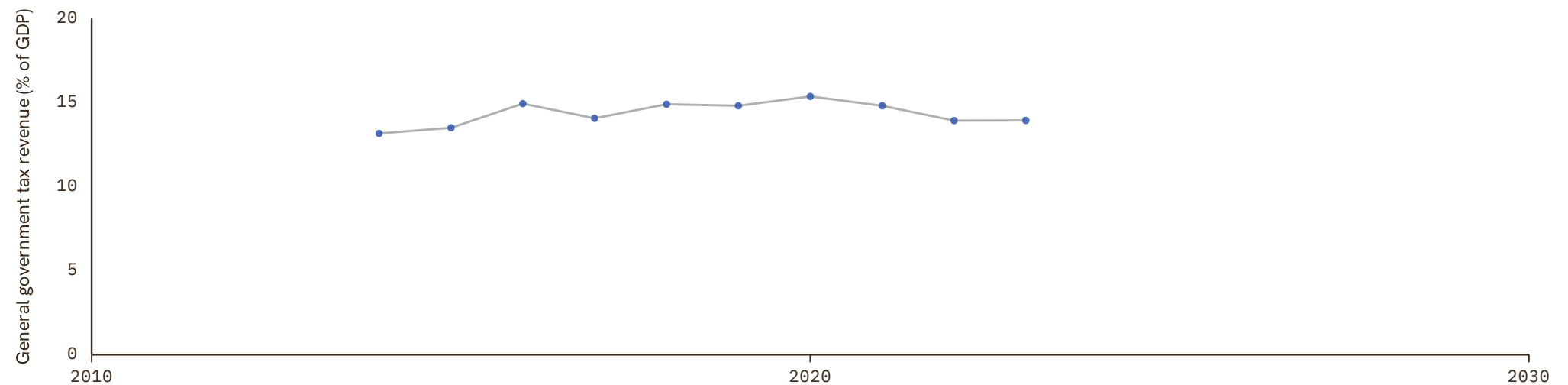
COVERAGE  
2014–2023UNIT  
in %

## 1 Source composition

| SOURCE                             | CODE    | TIME SPAN   | NOTES  |
|------------------------------------|---------|-------------|--|
| International Monetary Fund (2024) | IMF GFS | 2014 - 2023 | Baseline source, overlaps with anchor year 2015. |

## 2 Harmonised series

— GMD estimate ● IMF GFS



# Saudi Arabia

COVERAGE  
2013–2024

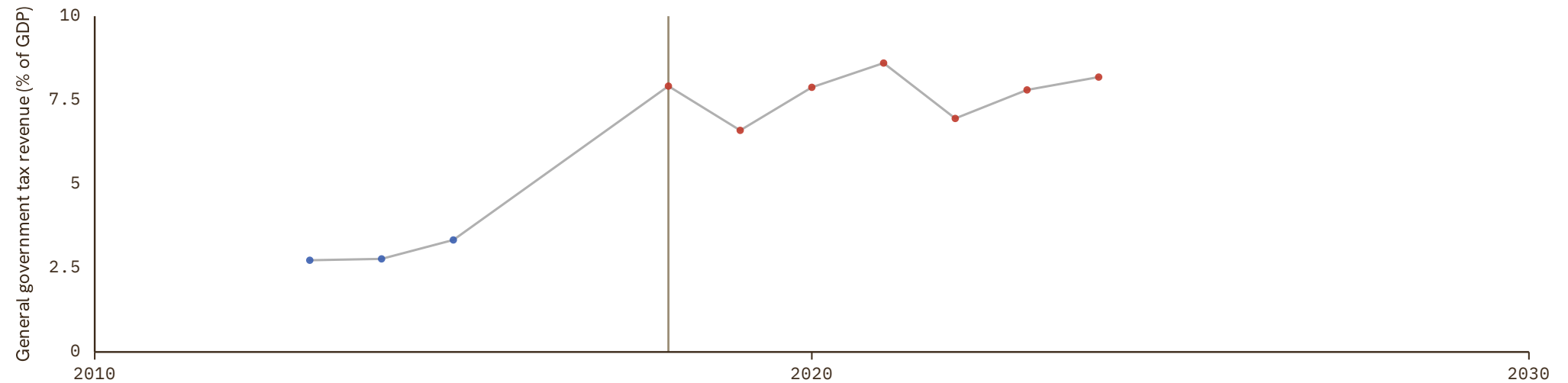
UNIT  
in %

## 1 Source composition

| SOURCE                             | CODE    | TIME SPAN   | NOTES   |
|------------------------------------|---------|-------------|---|
| Arab Monetary Fund (2024)          | AMF     | 2013 - 2015 | Ratio-spliced using overlapping data in 2016: (ratio = 100%). |
| International Monetary Fund (2024) | IMF GFS | 2018 - 2024 | Ratio-spliced using overlapping data in 2025: (ratio = 100%). |

## 2 Harmonised series

— GMD estimate | Source change ● AMF ● IMF GFS



# Senegal

COVERAGE  
2015–2023

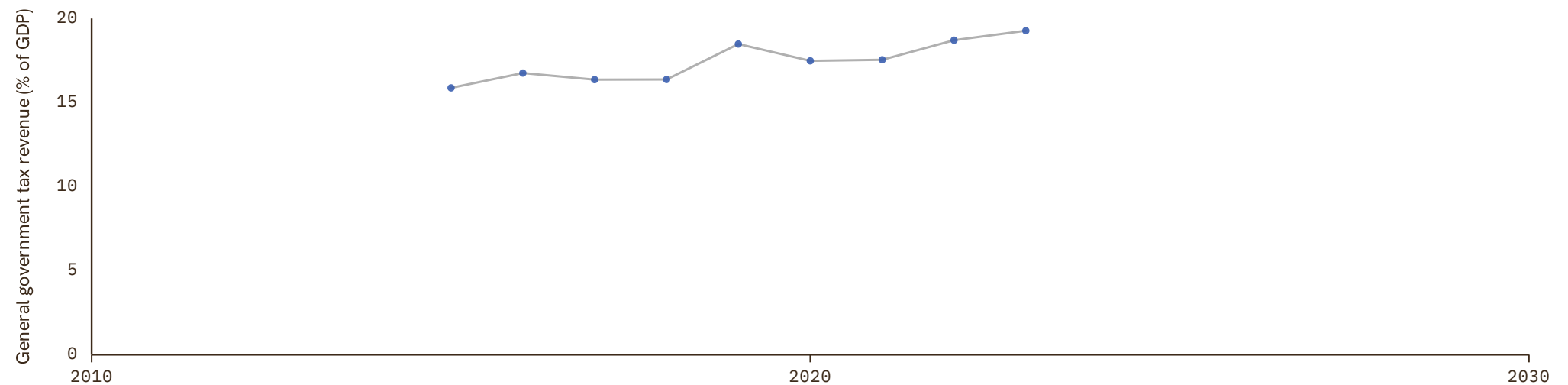
UNIT  
in %

## 1 Source composition

| SOURCE   | CODE    | TIME SPAN   | NOTES  |
|--|---------|-------------|--|
| <a href="#">International Monetary Fund (2024)</a> | IMF GFS | 2015 - 2023 | Baseline source, overlaps with anchor year 2015. |

## 2 Harmonised series

— GMD estimate ● IMF GFS



# Serbia

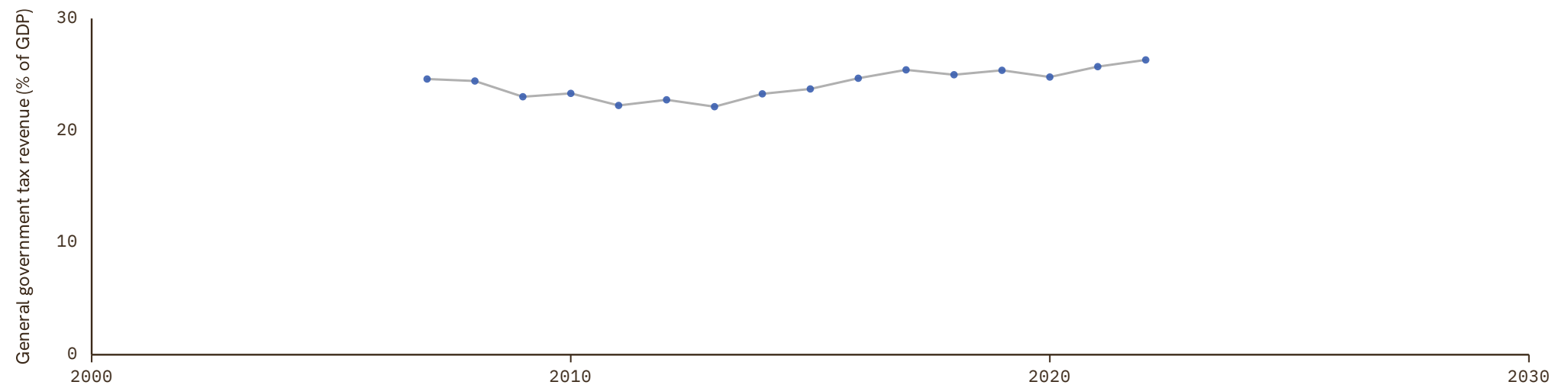
COVERAGE  
2007–2022UNIT  
in %

## 1 Source composition

| SOURCE   | CODE    | TIME SPAN   | NOTES  |
|--|---------|-------------|--|
| <a href="#">International Monetary Fund (2024)</a> | IMF GFS | 2007 - 2022 | Baseline source, overlaps with anchor year 2015. |

## 2 Harmonised series

— GMD estimate ● IMF GFS



# Seychelles

COVERAGE  
1993–2008

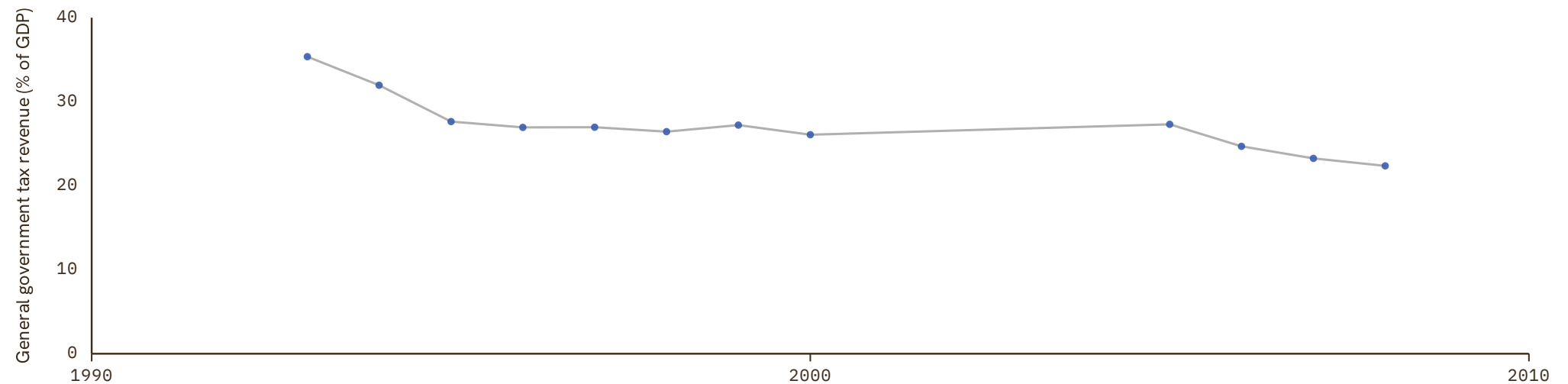
UNIT  
in %

## 1 Source composition

| SOURCE                             | CODE    | TIME SPAN   | NOTES   |
|------------------------------------|---------|-------------|---|
| International Monetary Fund (2024) | IMF GFS | 1993 - 2008 | Ratio-spliced using overlapping data in 2009: (ratio = 100%). |

## 2 Harmonised series

— GMD estimate ● IMF GFS



# Singapore

COVERAGE  
1972-2024

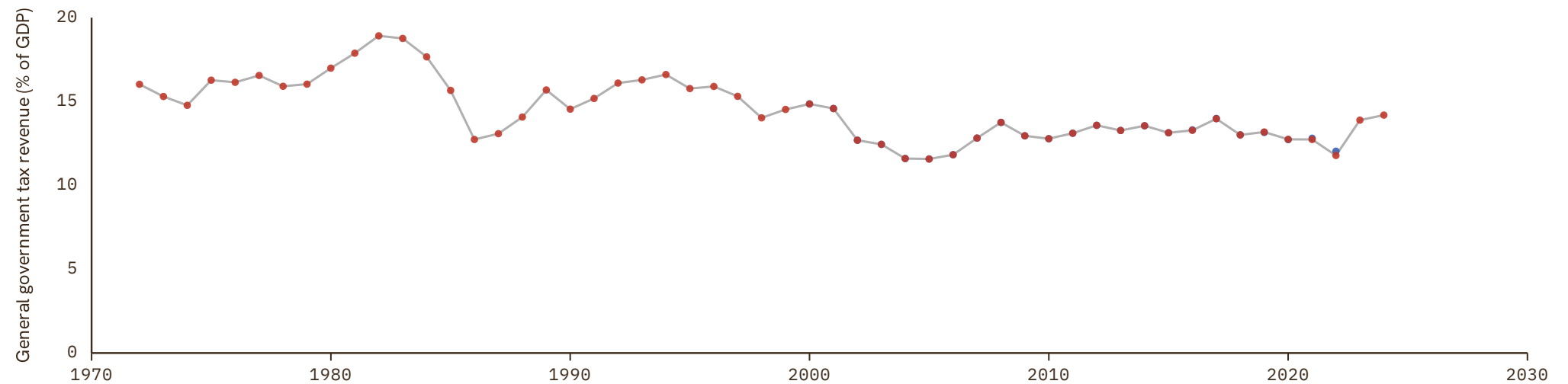
UNIT  
in %

## 1 Source composition

| SOURCE                             | CODE    | TIME SPAN   | NOTES  |
|------------------------------------|---------|-------------|--|
| International Monetary Fund (2024) | IMF GFS | 1972 - 2024 | Baseline source, overlaps with anchor year 2015. |

## 2 Harmonised series

— GMD estimate   ● ADB   ● IMF GFS



# Slovakia

COVERAGE  
1995–2027

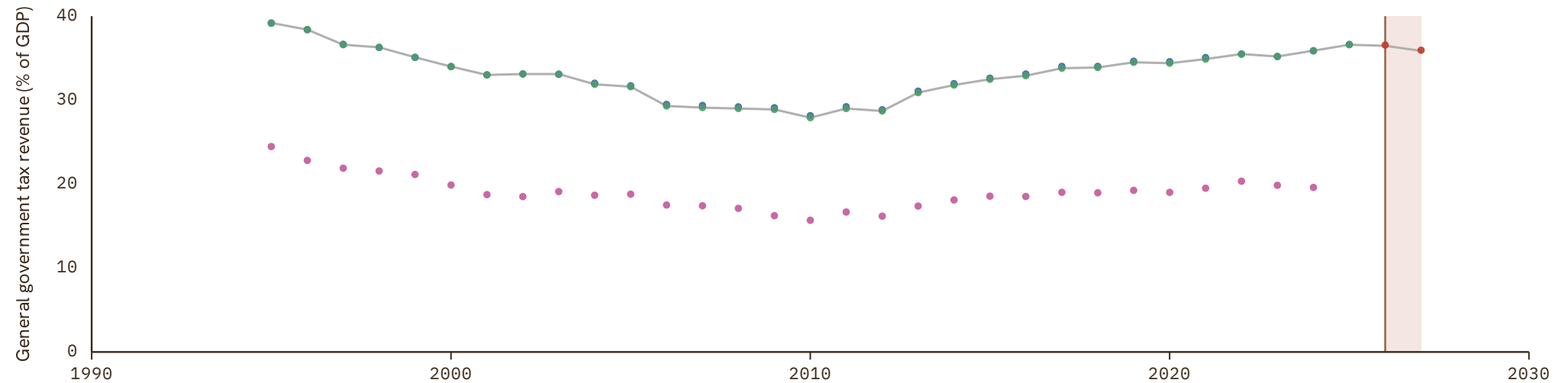
UNIT  
in %

## 1 Source composition

| SOURCE                          | CODE           | TIME SPAN   | NOTES   |
|---------------------------------|----------------|-------------|---|
| <a href="#">Eurostat (2025)</a> | EUS            | 1995 - 2025 | Baseline source, overlaps with anchor year 2015.              |
| <a href="#">AMECO forecast</a>  | AMECO forecast | 2026 - 2027 | Ratio-spliced using overlapping data in 2028: (ratio = 100%). |

## 2 Harmonised series

GMD forecast
 — GMD estimate
| Source change
● AMECO
● AMECO forecast
● EUS
● IMF GFS



# Slovenia

COVERAGE  
1992–2027

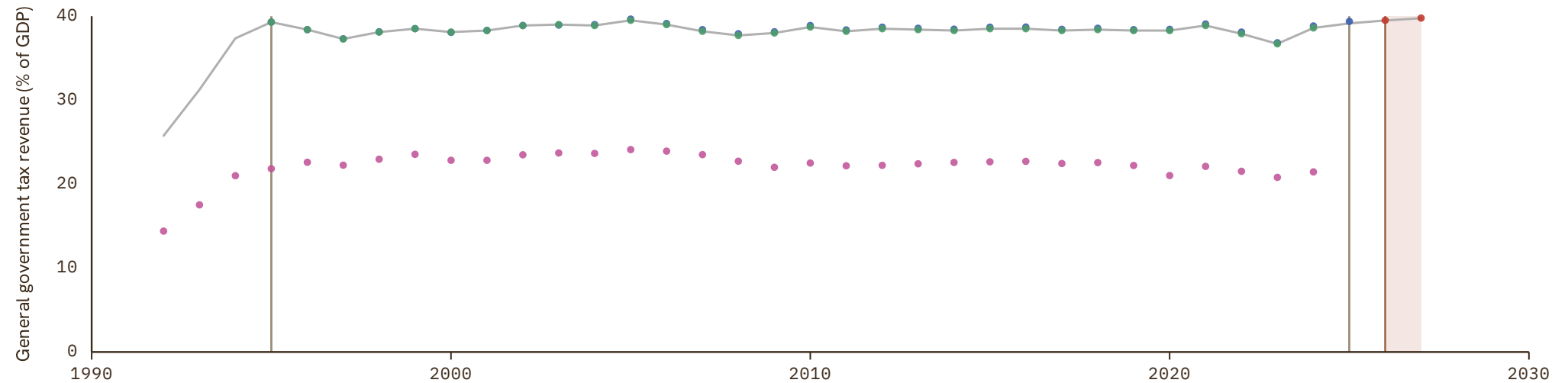
UNIT  
in %

## 1 Source composition

| SOURCE   | CODE           | TIME SPAN   | NOTES   |
|--|----------------|-------------|---|
| <a href="#">International Monetary Fund (2024)</a> | IMF GFS        | 1992 - 1994 | Ratio-spliced using overlapping data in 1995: (ratio = 100%). |
| <a href="#">Eurostat (2025)</a>                    | EUS            | 1995 - 2024 | Baseline source, overlaps with anchor year 2015.              |
| <a href="#">European Commission (2024)</a>         | AMECO          | 2025 - 2025 | Ratio-spliced using overlapping data in 2026: (ratio = 100%). |
| <a href="#">AMECO forecast</a>                     | AMECO forecast | 2026 - 2027 | Ratio-spliced using overlapping data in 2028: (ratio = 100%). |

## 2 Harmonised series

GMD forecast
 — GMD estimate
| Source change
● AMECO
● AMECO forecast
● EUS
● IMF GFS



# Somalia

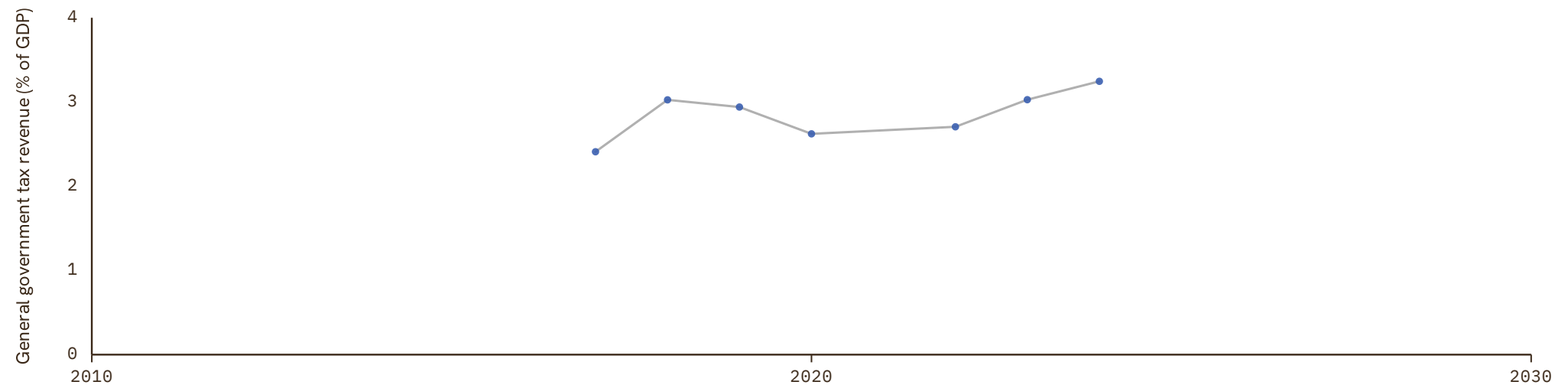
COVERAGE  
2017–2024UNIT  
in %

## 1 Source composition

| SOURCE                             | CODE    | TIME SPAN   | NOTES   |
|------------------------------------|---------|-------------|---|
| International Monetary Fund (2024) | IMF GFS | 2017 - 2024 | Ratio-spliced using overlapping data in 2025: (ratio = 100%). |

## 2 Harmonised series

— GMD estimate ● IMF GFS



# South Africa

COVERAGE  
1977-2024

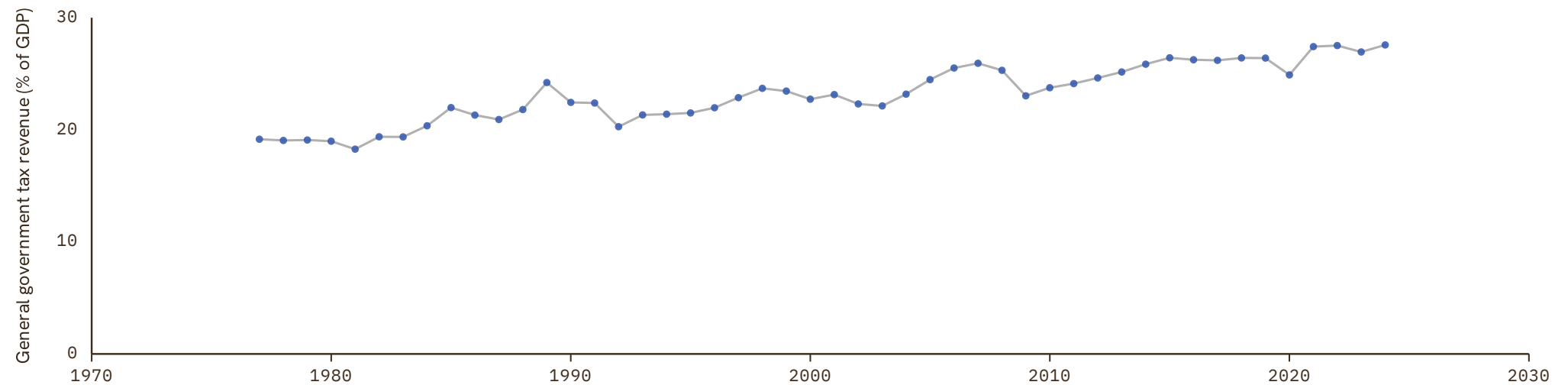
UNIT  
in %

## 1 Source composition

| SOURCE                             | CODE    | TIME SPAN   | NOTES  |
|------------------------------------|---------|-------------|--|
| International Monetary Fund (2024) | IMF GFS | 1977 - 2024 | Baseline source, overlaps with anchor year 2015. |

## 2 Harmonised series

— GMD estimate ● IMF GFS



# South Korea

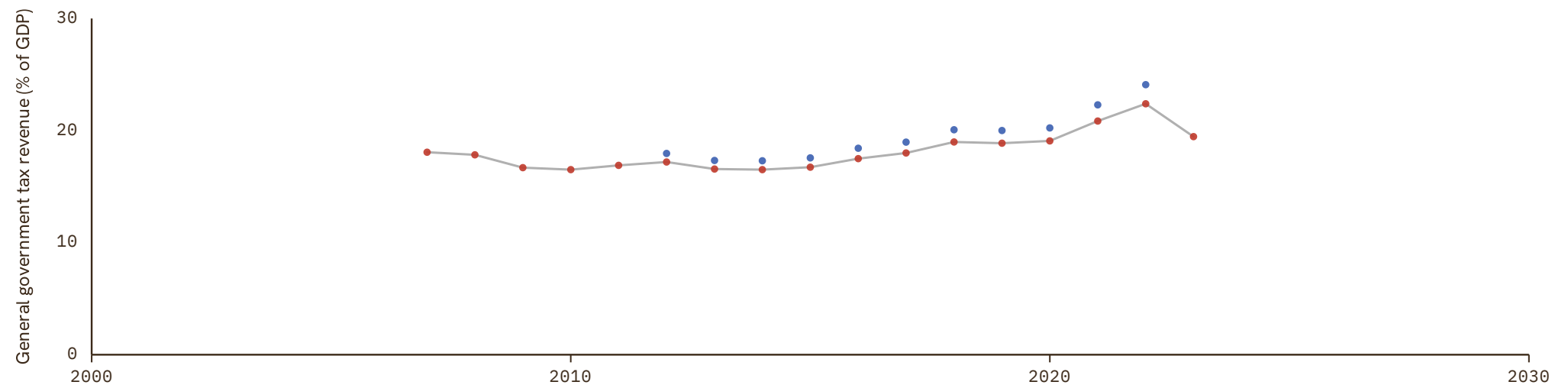
COVERAGE  
2007–2023UNIT  
in %

## 1 Source composition

| SOURCE   | CODE    | TIME SPAN   | NOTES  |
|--|---------|-------------|--|
| <a href="#">International Monetary Fund (2024)</a> | IMF GFS | 2007 - 2023 | Baseline source, overlaps with anchor year 2015. |

## 2 Harmonised series

— GMD estimate ● ADB ● IMF GFS



# Spain

COVERAGE  
1980-2027

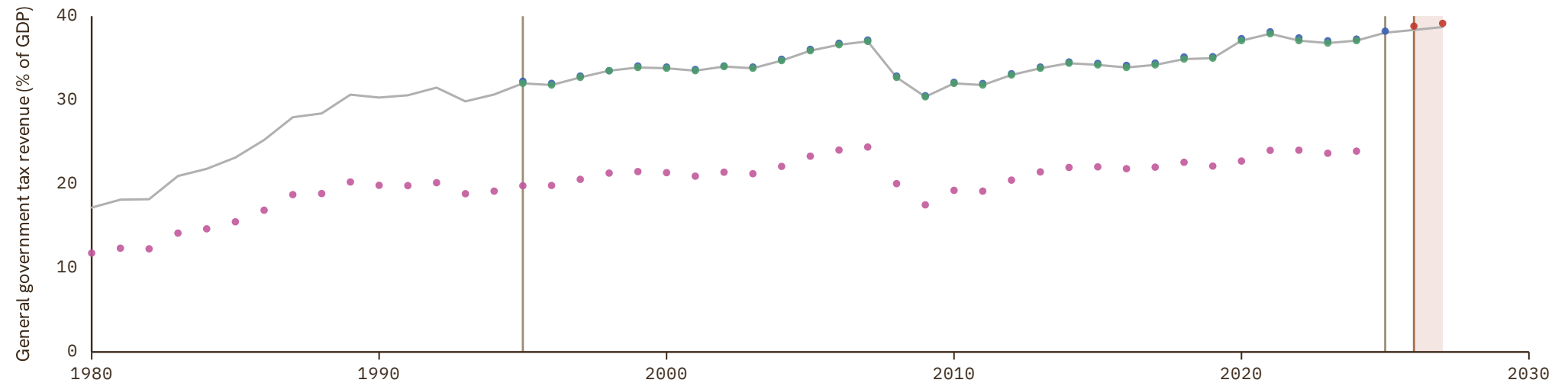
UNIT  
in %

## 1 Source composition

| SOURCE                             | CODE           | TIME SPAN   | NOTES   |
|------------------------------------|----------------|-------------|---|
| International Monetary Fund (2024) | IMF GFS        | 1980 - 1994 | Ratio-spliced using overlapping data in 1995: (ratio = 100%). |
| Eurostat (2025)                    | EUS            | 1995 - 2024 | Baseline source, overlaps with anchor year 2015.              |
| European Commission (2024)         | AMECO          | 2025 - 2025 | Ratio-spliced using overlapping data in 2026: (ratio = 100%). |
| AMECO forecast                     | AMECO forecast | 2026 - 2027 | Ratio-spliced using overlapping data in 2028: (ratio = 100%). |

## 2 Harmonised series

GMD forecast
 — GMD estimate
 | Source change
 ● AMECO
 ● AMECO forecast
 ● EUS
 ● IMF GFS



# Sri Lanka

COVERAGE  
2000–2023

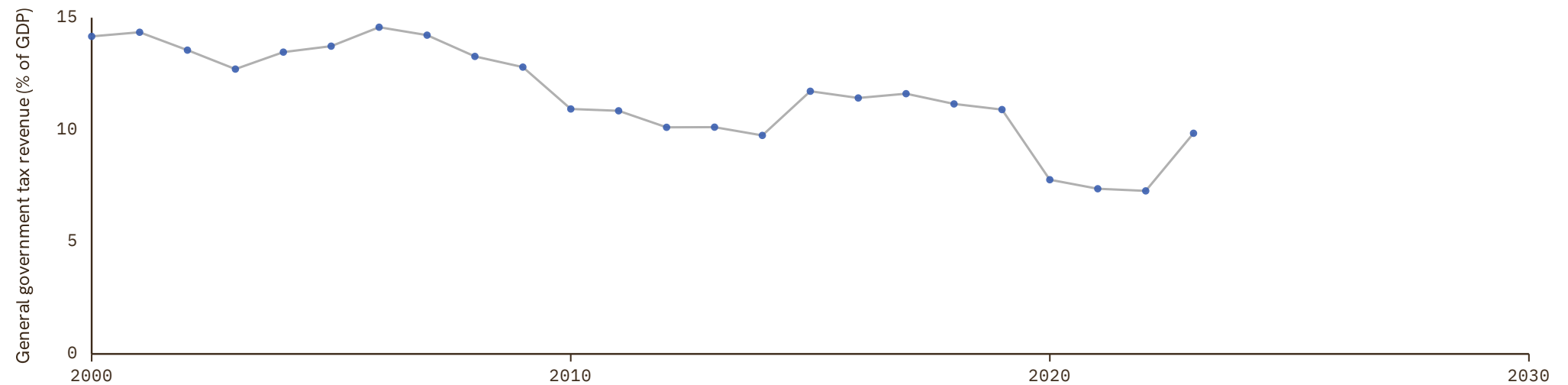
UNIT  
in %

## 1 Source composition

| SOURCE                        | CODE | TIME SPAN   | NOTES  |
|-------------------------------|------|-------------|--|
| Asian Development Bank (2024) | ADB  | 2000 - 2023 | Baseline source, overlaps with anchor year 2015. |

## 2 Harmonised series

— GMD estimate ● ADB



# Sudan

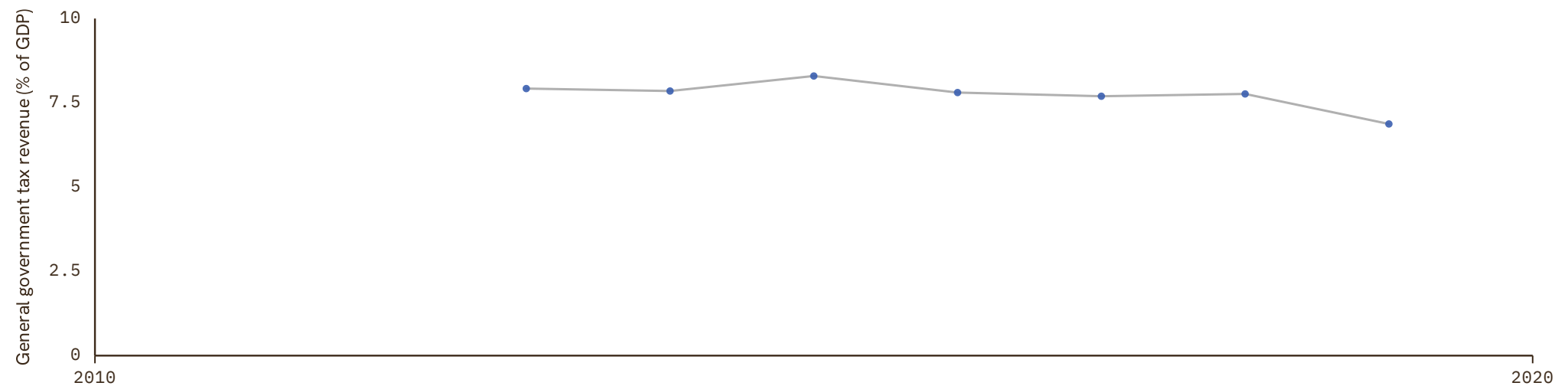
COVERAGE  
2013–2019UNIT  
in %

## 1 Source composition

| SOURCE                    | CODE | TIME SPAN   | NOTES  |
|---------------------------|------|-------------|--|
| Arab Monetary Fund (2024) | AMF  | 2013 - 2019 | Baseline source, overlaps with anchor year 2015. |

## 2 Harmonised series

— GMD estimate ● AMF



# Sweden

COVERAGE  
1972-2027

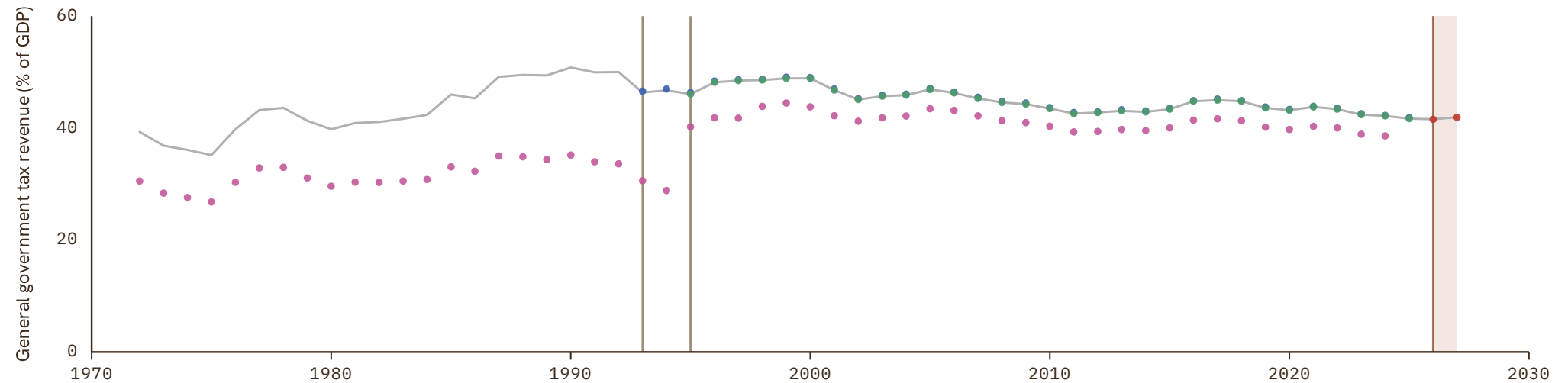
UNIT  
in %

## 1 Source composition

| SOURCE   | CODE           | TIME SPAN   | NOTES   |
|--|----------------|-------------|---|
| <a href="#">International Monetary Fund (2024)</a> | IMF GFS        | 1972 - 1992 | Ratio-spliced using overlapping data in 1993: (ratio = 100%). |
| <a href="#">European Commission (2024)</a>         | AMECO          | 1993 - 1994 | Ratio-spliced using overlapping data in 1995: (ratio = 100%). |
| <a href="#">Eurostat (2025)</a>                    | EUS            | 1995 - 2025 | Baseline source, overlaps with anchor year 2015.              |
| <a href="#">AMECO forecast</a>                     | AMECO forecast | 2026 - 2027 | Ratio-spliced using overlapping data in 2028: (ratio = 100%). |

## 2 Harmonised series

GMD forecast
 — GMD estimate
 | Source change
 ● AMECO
 ● AMECO forecast
 ● EUS
 ● IMF GFS



# Switzerland

COVERAGE  
1972-2024

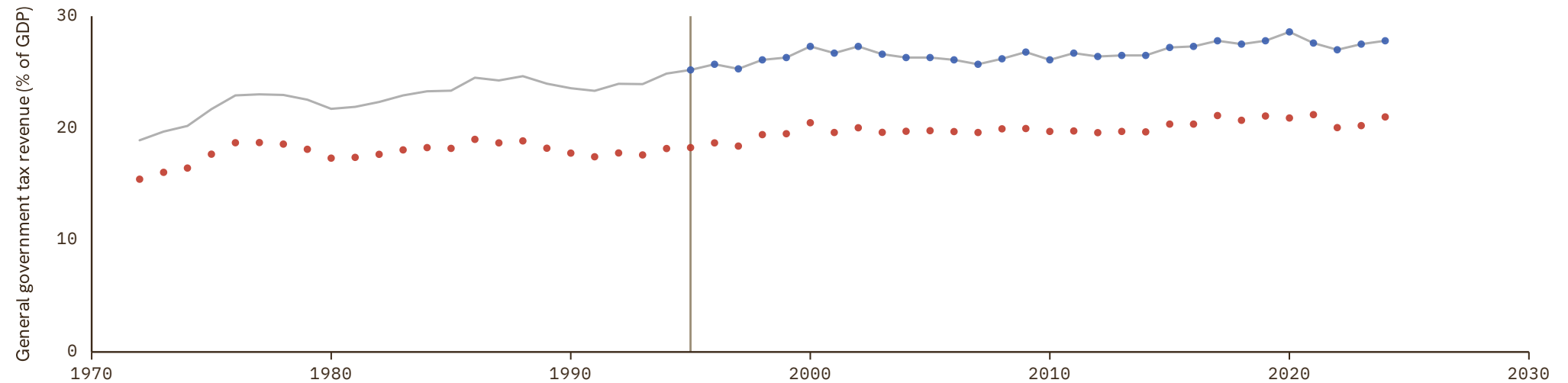
UNIT  
in %

## 1 Source composition

| SOURCE   | CODE    | TIME SPAN   | NOTES   |
|--|---------|-------------|---|
| <a href="#">International Monetary Fund (2024)</a> | IMF GFS | 1972 - 1994 | Ratio-spliced using overlapping data in 1995: (ratio = 100%). |
| <a href="#">Eurostat (2025)</a>                    | EUS     | 1995 - 2024 | Baseline source, overlaps with anchor year 2015.              |

## 2 Harmonised series

— GMD estimate | Source change ● EUS ● IMF GFS



# Syria

COVERAGE  
2013–2020

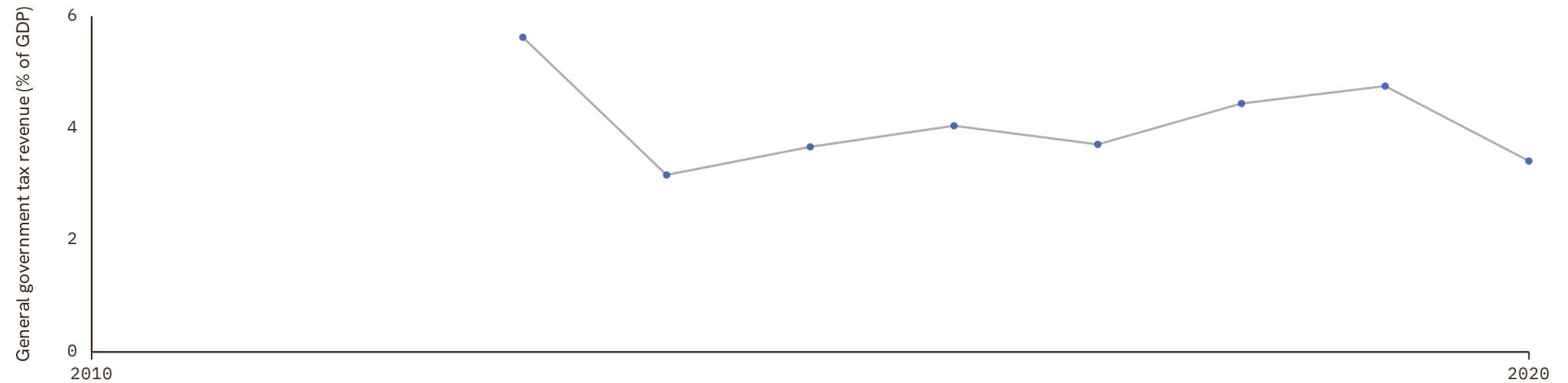
UNIT  
in %

## 1 Source composition

| SOURCE                    | CODE | TIME SPAN   | NOTES  |
|---------------------------|------|-------------|--|
| Arab Monetary Fund (2024) | AMF  | 2013 - 2020 | Baseline source, overlaps with anchor year 2015. |

## 2 Harmonised series

— GMD estimate ● AMF



# Taiwan

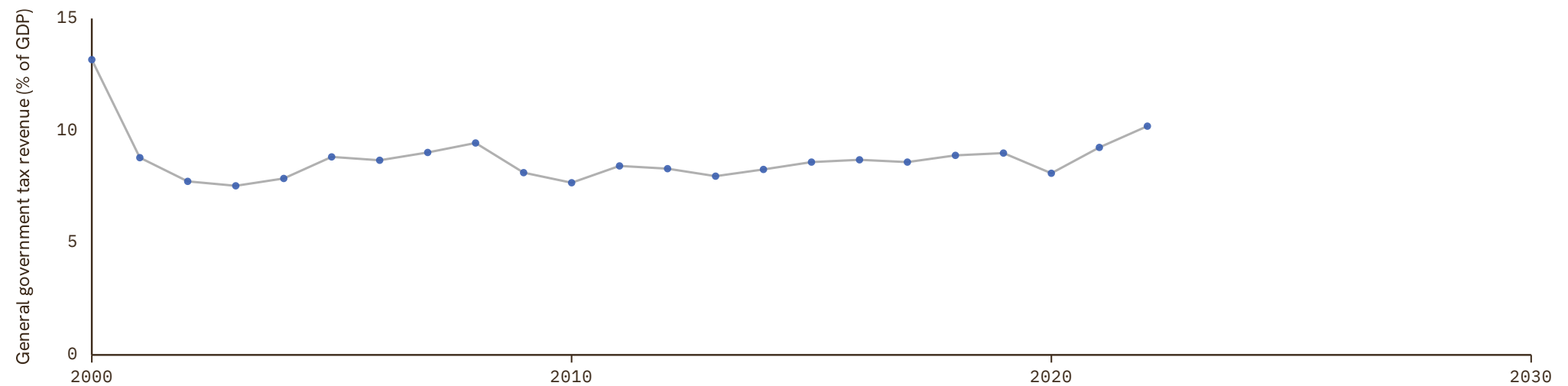
COVERAGE  
2000–2022UNIT  
in %

## 1 Source composition

| SOURCE                        | CODE | TIME SPAN   | NOTES  |
|-------------------------------|------|-------------|--|
| Asian Development Bank (2024) | ADB  | 2000 - 2022 | Baseline source, overlaps with anchor year 2015. |

## 2 Harmonised series

— GMD estimate ● ADB



# Tajikistan

COVERAGE  
2000–2024

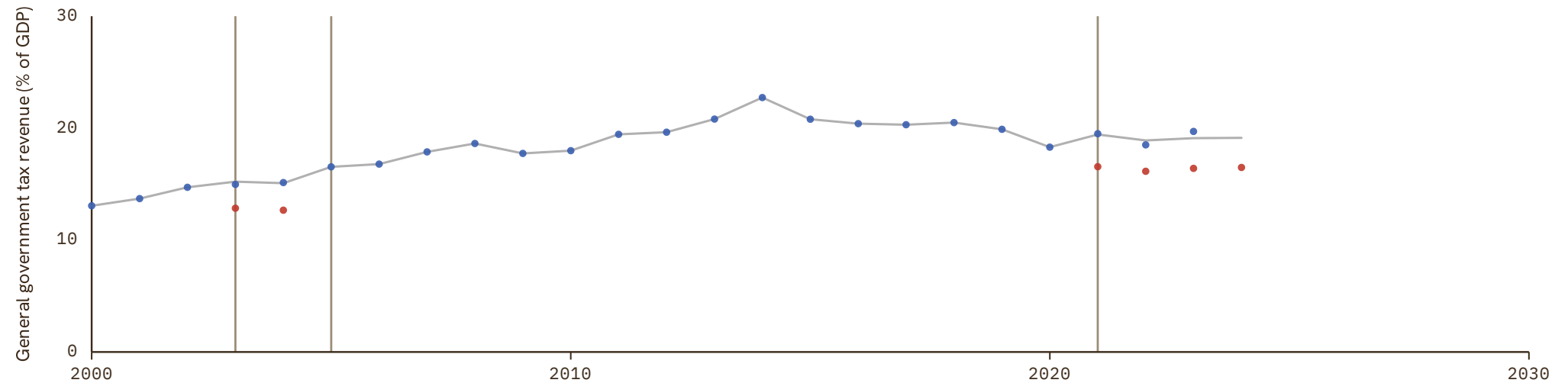
UNIT  
in %

## 1 Source composition

| SOURCE                             | CODE    | TIME SPAN   | NOTES   |
|------------------------------------|---------|-------------|---|
| Asian Development Bank (2024)      | ADB     | 2000 - 2002 | Ratio-spliced using overlapping data in 2003: (ratio = 100%). |
| International Monetary Fund (2024) | IMF GFS | 2003 - 2004 | Ratio-spliced using overlapping data in 2005: (ratio = 100%). |
| Asian Development Bank (2024)      | ADB     | 2005 - 2020 | Baseline source, overlaps with anchor year 2015.              |
| International Monetary Fund (2024) | IMF GFS | 2021 - 2024 | Ratio-spliced using overlapping data in 2025: (ratio = 100%). |

## 2 Harmonised series

— GMD estimate | Source change ● ADB ● IMF GFS



# Tanzania

COVERAGE  
2014–2014


UNIT  
in %

## 1 Source composition

| SOURCE   | CODE    | TIME SPAN   | NOTES   |
|--|---------|-------------|---|
| <a href="#">International Monetary Fund (2024)</a> | IMF GFS | 2014 - 2014 | Ratio-spliced using overlapping data in 2015: (ratio = 100%). |

## 2 Harmonised series

— GMD estimate ● IMF GFS



# Thailand

COVERAGE  
1972-2024

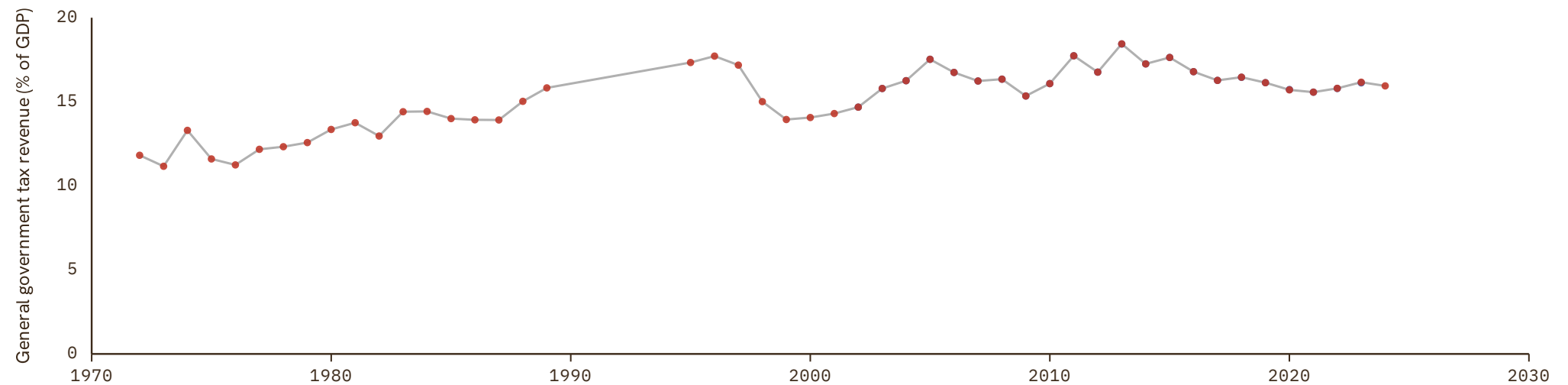
UNIT  
in %

## 1 Source composition

| SOURCE                             | CODE    | TIME SPAN   | NOTES  |
|------------------------------------|---------|-------------|--|
| International Monetary Fund (2024) | IMF GFS | 1972 - 2024 | Baseline source, overlaps with anchor year 2015. |

## 2 Harmonised series

— GMD estimate   ● ADB   ● IMF GFS



# Timor-Leste

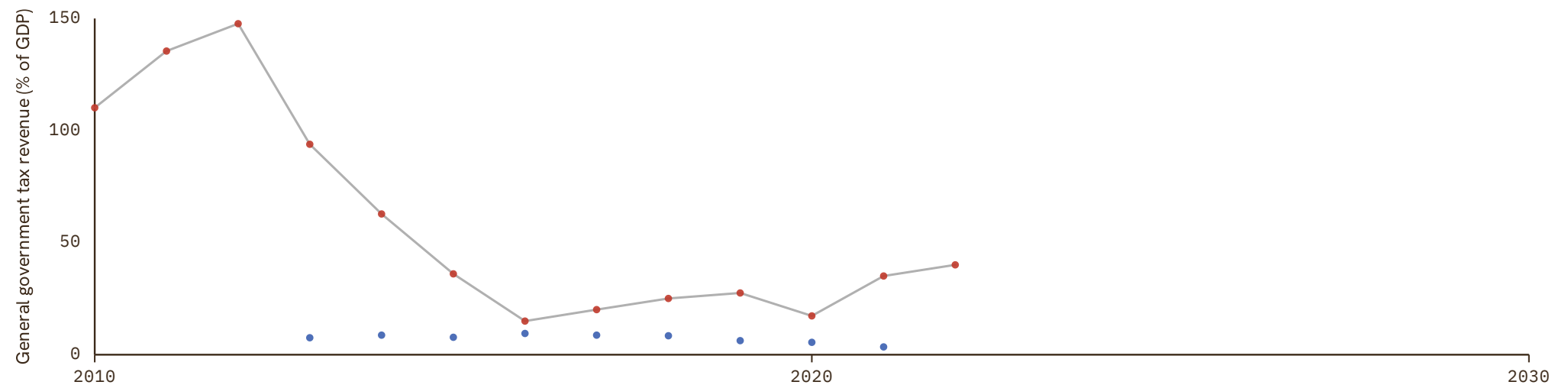
COVERAGE | UNIT  
2010-2022 | in %

## 1 Source composition

| SOURCE                             | CODE    | TIME SPAN   | NOTES  |
|------------------------------------|---------|-------------|--|
| International Monetary Fund (2024) | IMF GFS | 2010 - 2022 | Baseline source, overlaps with anchor year 2015. |

## 2 Harmonised series

— GMD estimate   ● ADB   ● IMF GFS



# Tunisia

COVERAGE  
2008–2021

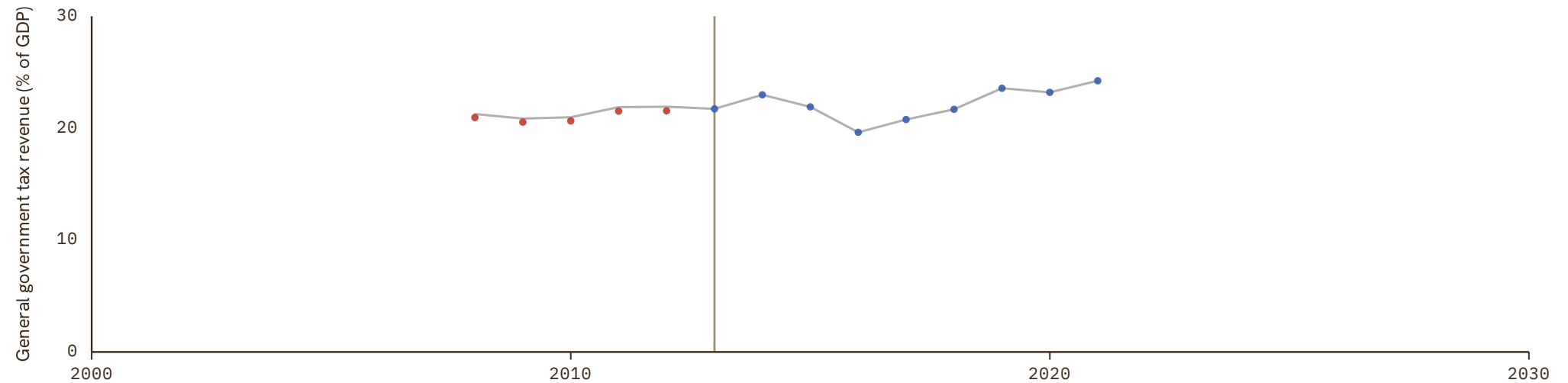
UNIT  
in %

## 1 Source composition

| SOURCE   | CODE    | TIME SPAN   | NOTES   |
|--|---------|-------------|---|
| <a href="#">International Monetary Fund (2024)</a> | IMF GFS | 2008 - 2012 | Ratio-spliced using overlapping data in 2013: (ratio = 100%). |
| <a href="#">Arab Monetary Fund (2024)</a>          | AMF     | 2013 - 2021 | Baseline source, overlaps with anchor year 2015.              |

## 2 Harmonised series

— GMD estimate | Source change ● AMF ● IMF GFS



# Turkey

COVERAGE  
2008–2024

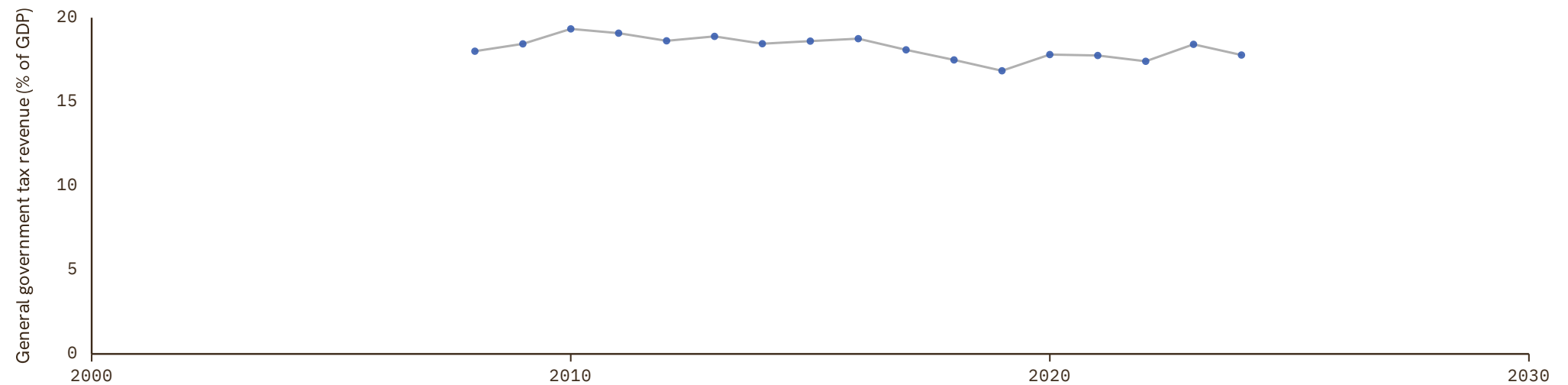
UNIT  
in %

## 1 Source composition

| SOURCE                             | CODE    | TIME SPAN   | NOTES  |
|------------------------------------|---------|-------------|--|
| International Monetary Fund (2024) | IMF GFS | 2008 - 2024 | Baseline source, overlaps with anchor year 2015. |

## 2 Harmonised series

— GMD estimate ● IMF GFS



# Turkmenistan

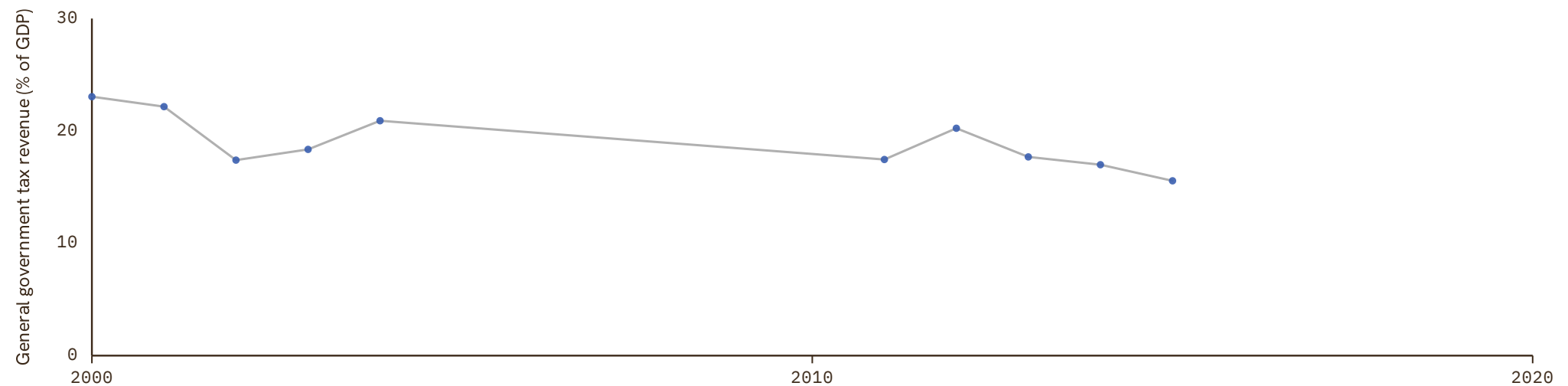
COVERAGE  
2000–2015UNIT  
in %

## 1 Source composition

| SOURCE                        | CODE | TIME SPAN   | NOTES   |
|-------------------------------|------|-------------|---|
| Asian Development Bank (2024) | ADB  | 2000 - 2015 | Ratio-spliced using overlapping data in 2016: (ratio = 100%). |

## 2 Harmonised series

— GMD estimate ● ADB



# Uganda

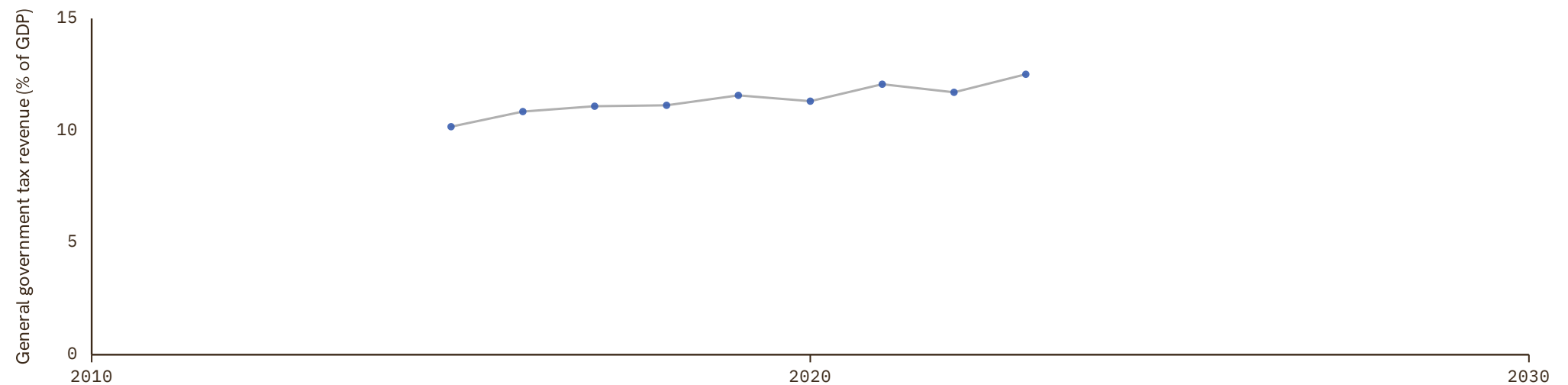
COVERAGE  
2015–2023UNIT  
in %

## 1 Source composition

| SOURCE                             | CODE    | TIME SPAN   | NOTES  |
|------------------------------------|---------|-------------|--|
| International Monetary Fund (2024) | IMF GFS | 2015 - 2023 | Baseline source, overlaps with anchor year 2015. |

## 2 Harmonised series

— GMD estimate ● IMF GFS



# Ukraine

COVERAGE

2001–2024

UNIT

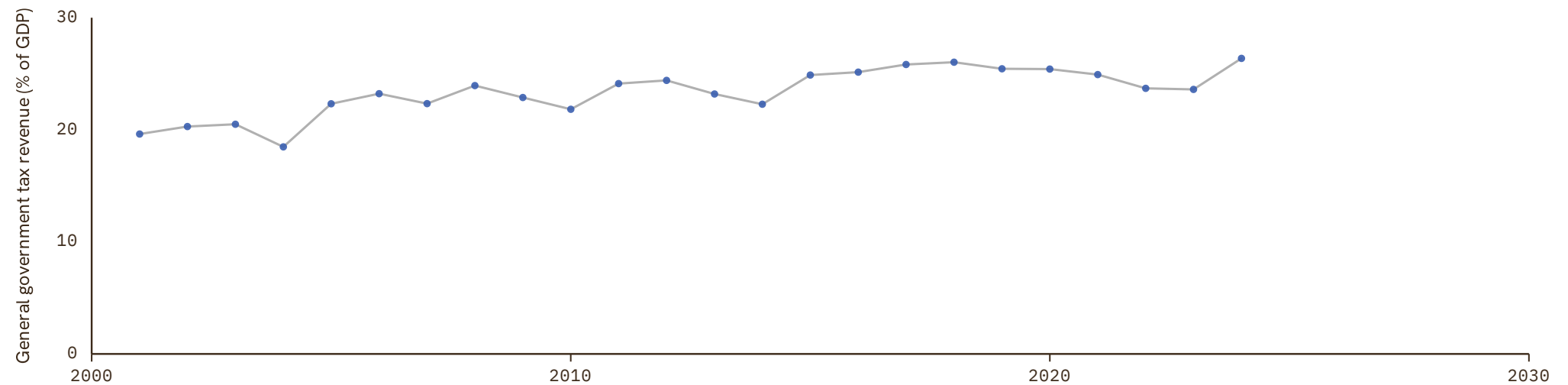
in %

## 1 Source composition

| SOURCE   | CODE    | TIME SPAN   | NOTES  |
|--|---------|-------------|--|
| <a href="#">International Monetary Fund (2024)</a> | IMF GFS | 2001 - 2024 | Baseline source, overlaps with anchor year 2015. |

## 2 Harmonised series

— GMD estimate ● IMF GFS



# United Arab Emirates

COVERAGE  
2011-2024

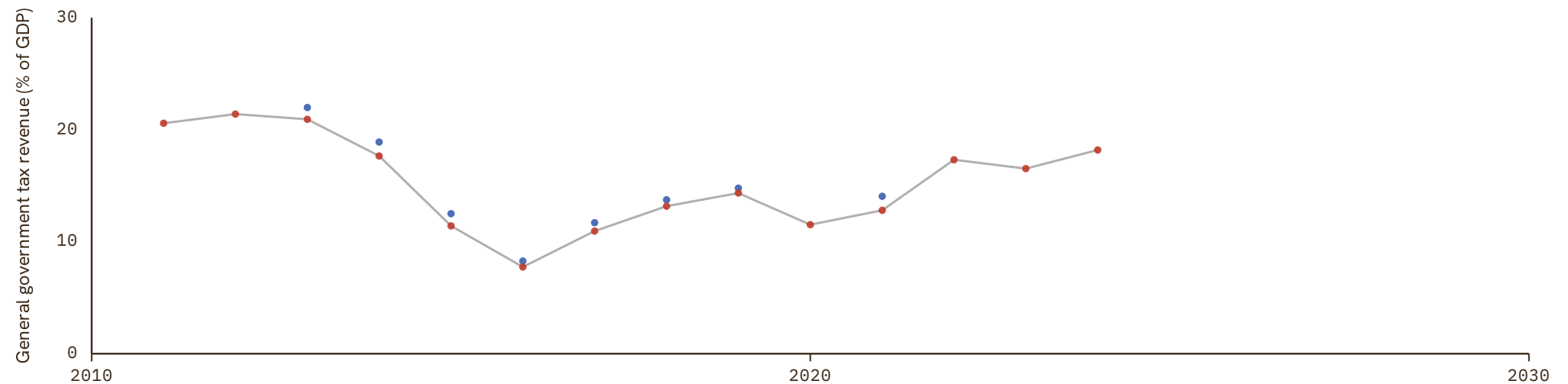
UNIT  
in %

## 1 Source composition

| SOURCE                             | CODE    | TIME SPAN   | NOTES  |
|------------------------------------|---------|-------------|--|
| International Monetary Fund (2024) | IMF GFS | 2011 - 2024 | Baseline source, overlaps with anchor year 2015. |

## 2 Harmonised series

— GMD estimate    ● AMF    ● IMF GFS



# United Kingdom

COVERAGE  
1798–2024

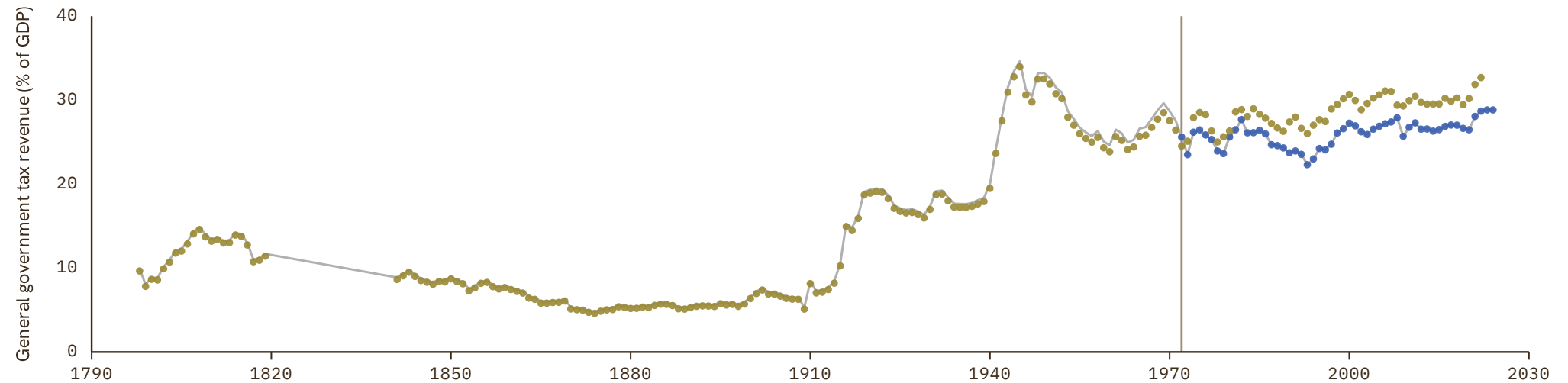
UNIT  
in %

## 1 Source composition

| SOURCE   | CODE    | TIME SPAN   | NOTES   |
|--|---------|-------------|---|
| <a href="#">HM Treasury (2026)</a>                 | CS2 GBR | 1798 - 1971 | Ratio-spliced using overlapping data in 1972: (ratio = 100%). |
| <a href="#">International Monetary Fund (2024)</a> | IMF GFS | 1972 - 2024 | Baseline source, overlaps with anchor year 2015.              |

## 2 Harmonised series

— GMD estimate | Source change ● IMF GFS ● CS2



# United States

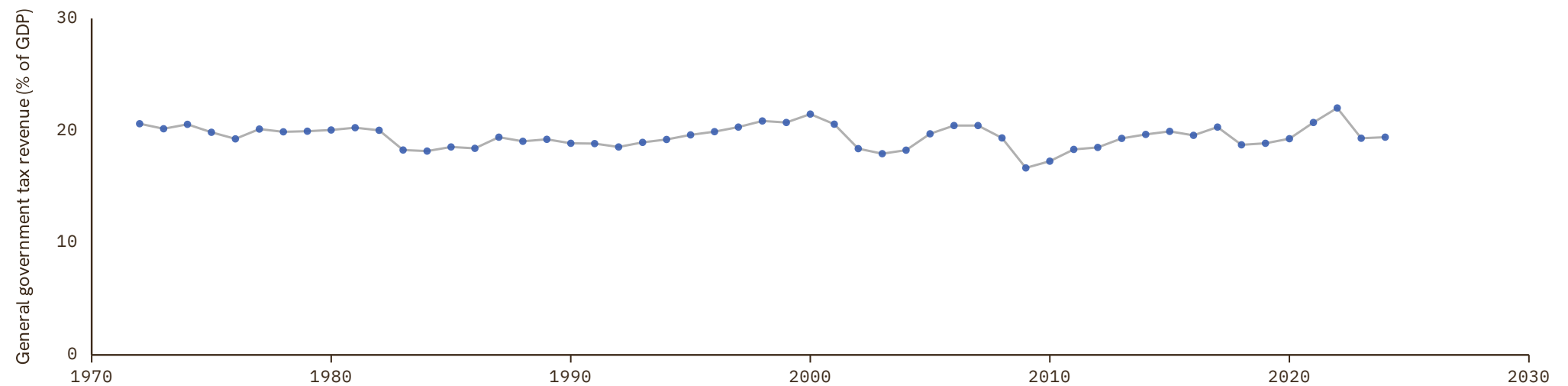
COVERAGE  
1972–2024UNIT  
in %

## 1 Source composition

| SOURCE                             | CODE    | TIME SPAN   | NOTES  |
|------------------------------------|---------|-------------|--|
| International Monetary Fund (2024) | IMF GFS | 1972 - 2024 | Baseline source, overlaps with anchor year 2015. |

## 2 Harmonised series

— GMD estimate ● IMF GFS



# Uzbekistan

COVERAGE  
2011-2023

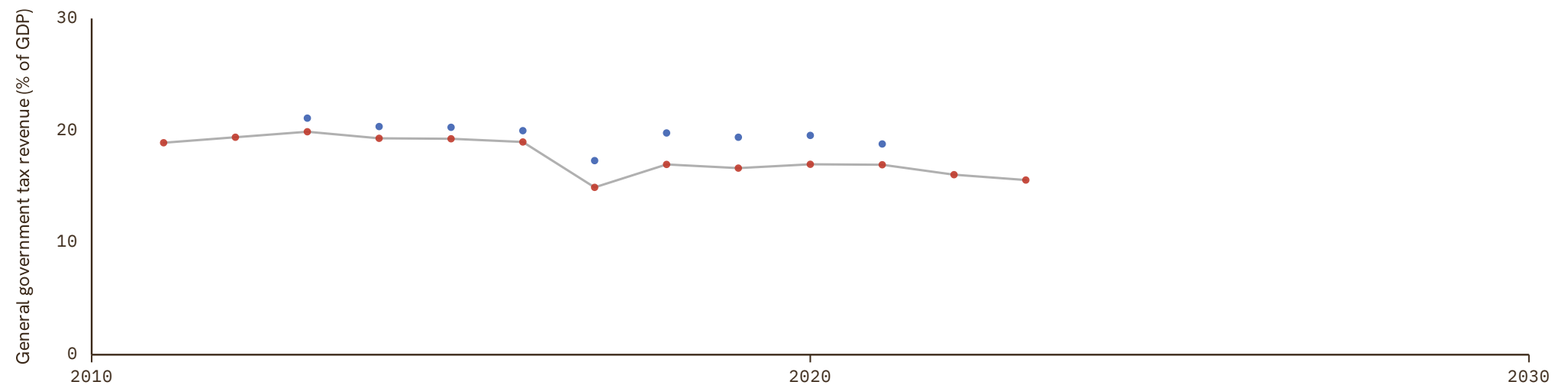
UNIT  
in %

## 1 Source composition

| SOURCE                             | CODE    | TIME SPAN   | NOTES  |
|------------------------------------|---------|-------------|--|
| International Monetary Fund (2024) | IMF GFS | 2011 - 2023 | Baseline source, overlaps with anchor year 2015. |

## 2 Harmonised series

— GMD estimate    ● ADB    ● IMF GFS



# Vietnam

COVERAGE  
2003–2020

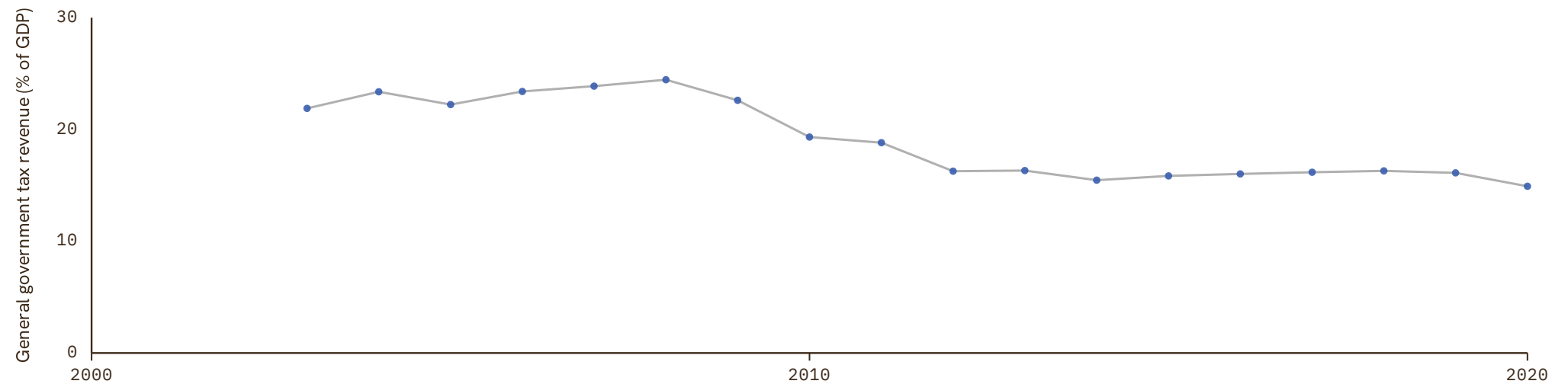
UNIT  
in %

## 1 Source composition

| SOURCE                        | CODE | TIME SPAN   | NOTES  |
|-------------------------------|------|-------------|--|
| Asian Development Bank (2024) | ADB  | 2003 - 2020 | Baseline source, overlaps with anchor year 2015. |

## 2 Harmonised series

— GMD estimate ● ADB



# Yemen

COVERAGE  
2002–2021

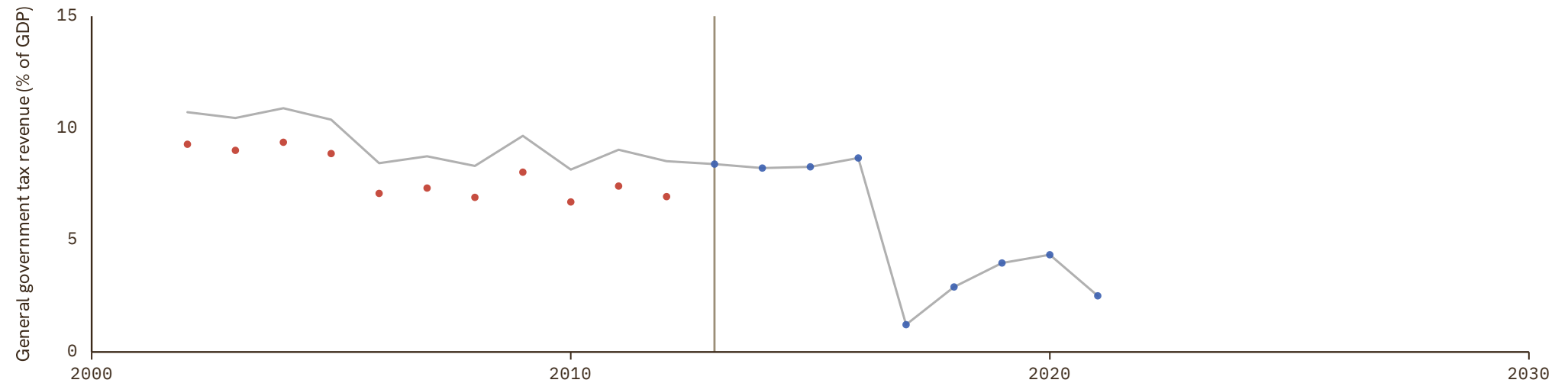
UNIT  
in %

## 1 Source composition

| SOURCE   | CODE    | TIME SPAN   | NOTES   |
|--|---------|-------------|---|
| <a href="#">International Monetary Fund (2024)</a> | IMF GFS | 2002 - 2012 | Ratio-spliced using overlapping data in 2013: (ratio = 100%). |
| <a href="#">Arab Monetary Fund (2024)</a>          | AMF     | 2013 - 2021 | Baseline source, overlaps with anchor year 2015.              |

## 2 Harmonised series

— GMD estimate | Source change ● AMF ● IMF GFS



# Andorra

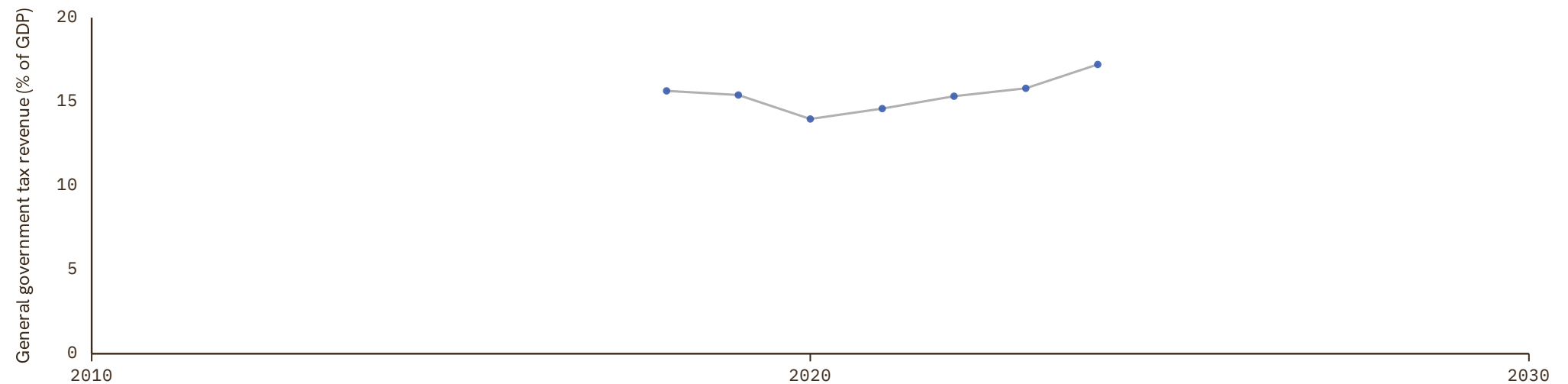
COVERAGE  
2018–2024UNIT  
in %

## 1 Source composition

| SOURCE                             | CODE    | TIME SPAN   | NOTES   |
|------------------------------------|---------|-------------|---|
| International Monetary Fund (2024) | IMF GFS | 2018 - 2024 | Ratio-spliced using overlapping data in 2025: (ratio = 100%). |

## 2 Harmonised series

— GMD estimate ● IMF GFS



# Comoros

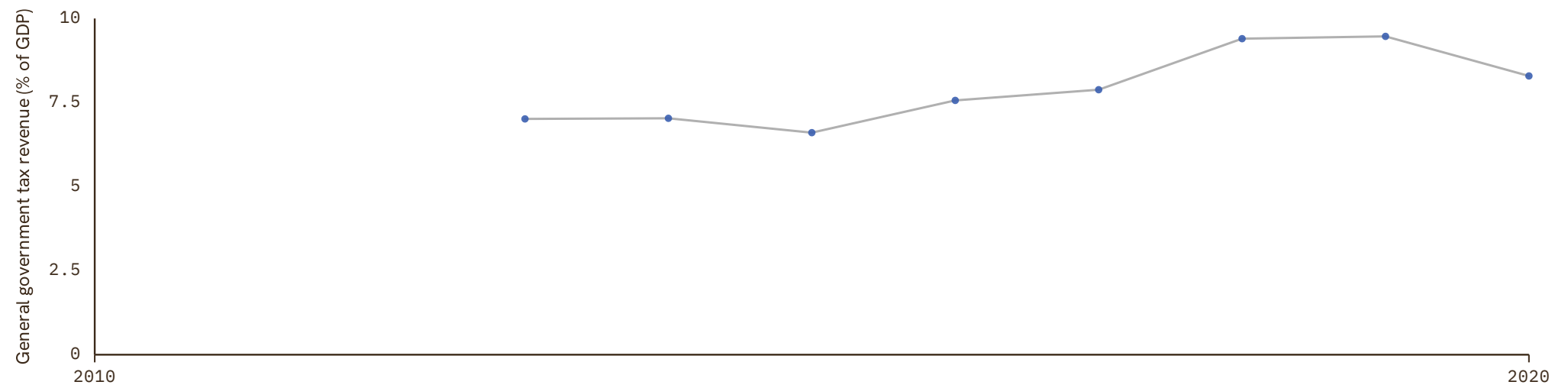
COVERAGE  
2013–2020UNIT  
in %

## 1 Source composition

| SOURCE                    | CODE | TIME SPAN   | NOTES  |
|---------------------------|------|-------------|--|
| Arab Monetary Fund (2024) | AMF  | 2013 - 2020 | Baseline source, overlaps with anchor year 2015. |

## 2 Harmonised series

— GMD estimate ● AMF



# Cook Islands

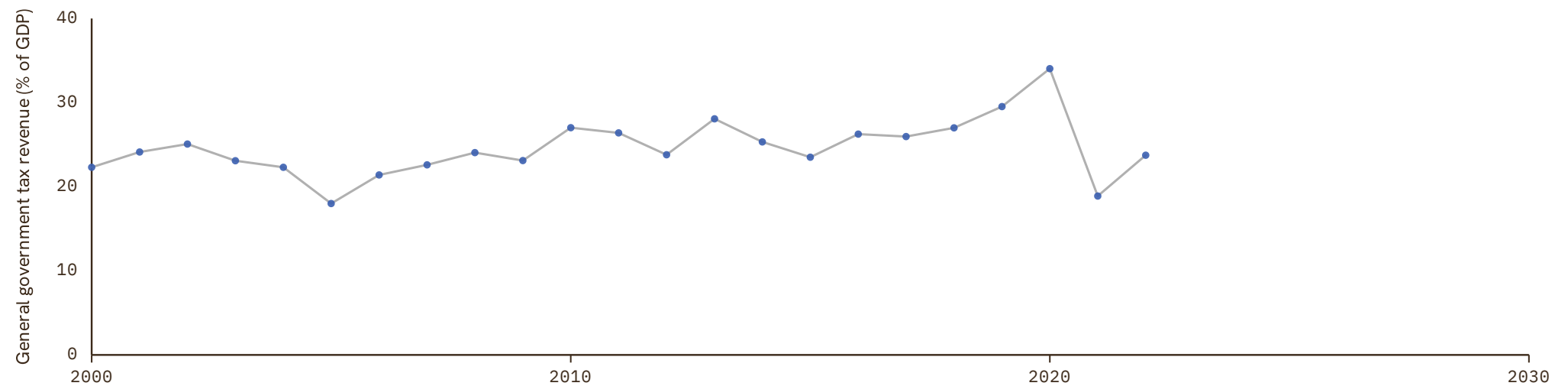
COVERAGE  
2000–2022UNIT  
in %

## 1 Source composition

| SOURCE                        | CODE | TIME SPAN   | NOTES  |
|-------------------------------|------|-------------|--|
| Asian Development Bank (2024) | ADB  | 2000 - 2022 | Baseline source, overlaps with anchor year 2015. |

## 2 Harmonised series

— GMD estimate ● ADB



# Kiribati

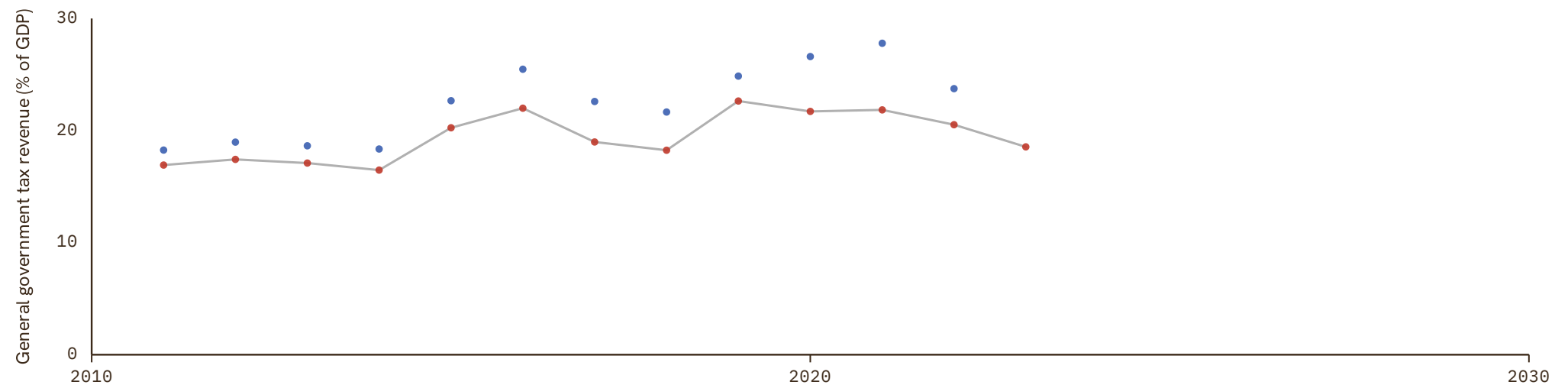
COVERAGE  
2011–2023UNIT  
in %

## 1 Source composition

| SOURCE                             | CODE    | TIME SPAN   | NOTES  |
|------------------------------------|---------|-------------|--|
| International Monetary Fund (2024) | IMF GFS | 2011 - 2023 | Baseline source, overlaps with anchor year 2015. |

## 2 Harmonised series

— GMD estimate ● ADB ● IMF GFS



# Kosovo

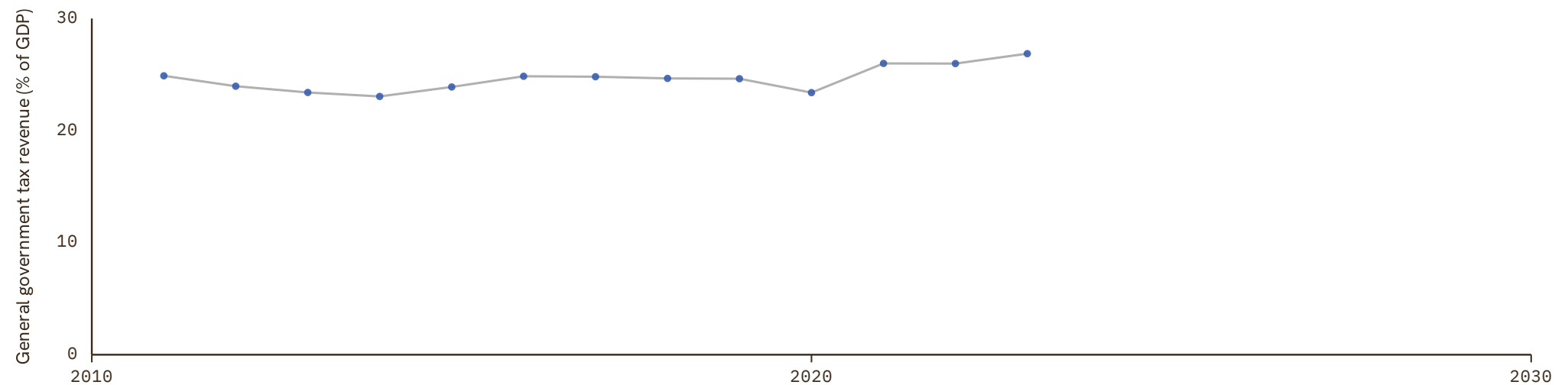
COVERAGE  
2011–2023UNIT  
in %

## 1 Source composition

| SOURCE   | CODE    | TIME SPAN   | NOTES  |
|--|---------|-------------|--|
| <a href="#">International Monetary Fund (2024)</a> | IMF GFS | 2011 - 2023 | Baseline source, overlaps with anchor year 2015. |

## 2 Harmonised series

— GMD estimate ● IMF GFS



# Macau

COVERAGE  
2001-2024

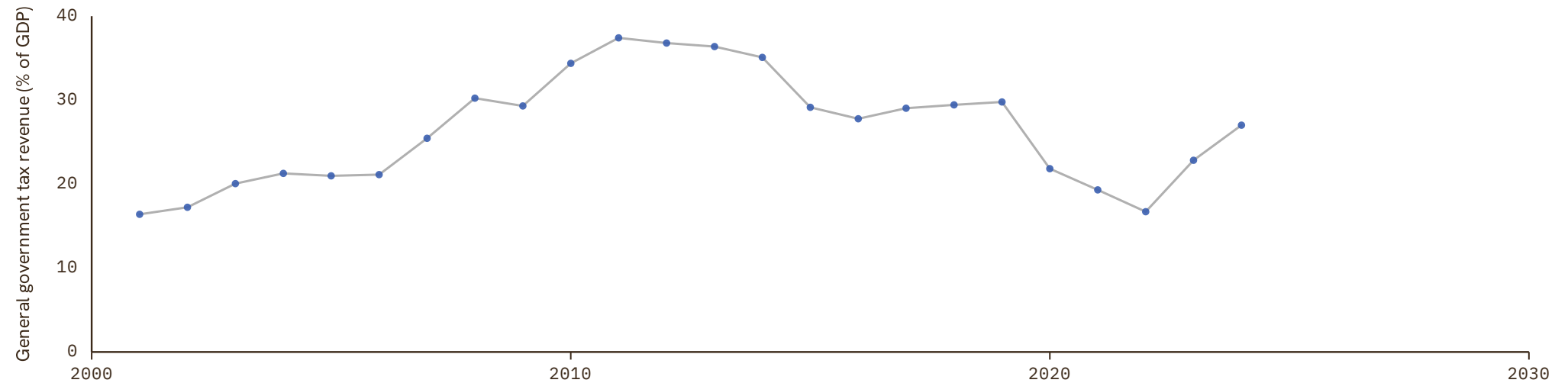
UNIT  
in %

## 1 Source composition

| SOURCE                             | CODE    | TIME SPAN   | NOTES  |
|------------------------------------|---------|-------------|--|
| International Monetary Fund (2024) | IMF GFS | 2001 - 2024 | Baseline source, overlaps with anchor year 2015. |

## 2 Harmonised series

— GMD estimate ● IMF GFS



# Marshall Islands

COVERAGE  
2004–2023

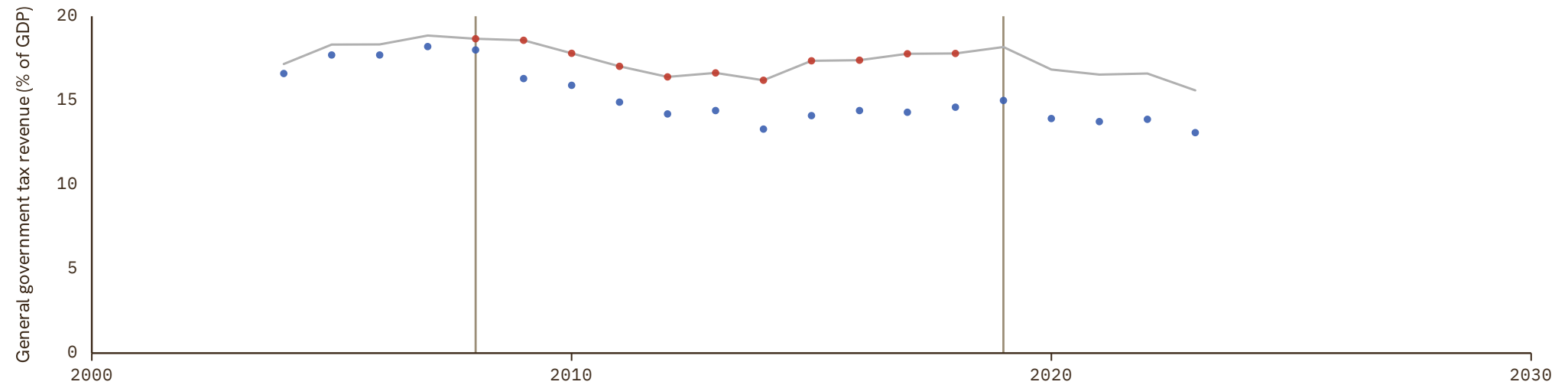
UNIT  
in %

## 1 Source composition

| SOURCE                             | CODE    | TIME SPAN   | NOTES   |
|------------------------------------|---------|-------------|---|
| Asian Development Bank (2024)      | ADB     | 2004 - 2007 | Ratio-spliced using overlapping data in 2008: (ratio = 100%). |
| International Monetary Fund (2024) | IMF GFS | 2008 - 2018 | Baseline source, overlaps with anchor year 2015.              |
| Asian Development Bank (2024)      | ADB     | 2019 - 2023 | Ratio-spliced using overlapping data in 2024: (ratio = 100%). |

## 2 Harmonised series

— GMD estimate | Source change ● ADB ● IMF GFS



# Micronesia (Federated States of)

COVERAGE  
2004–2021

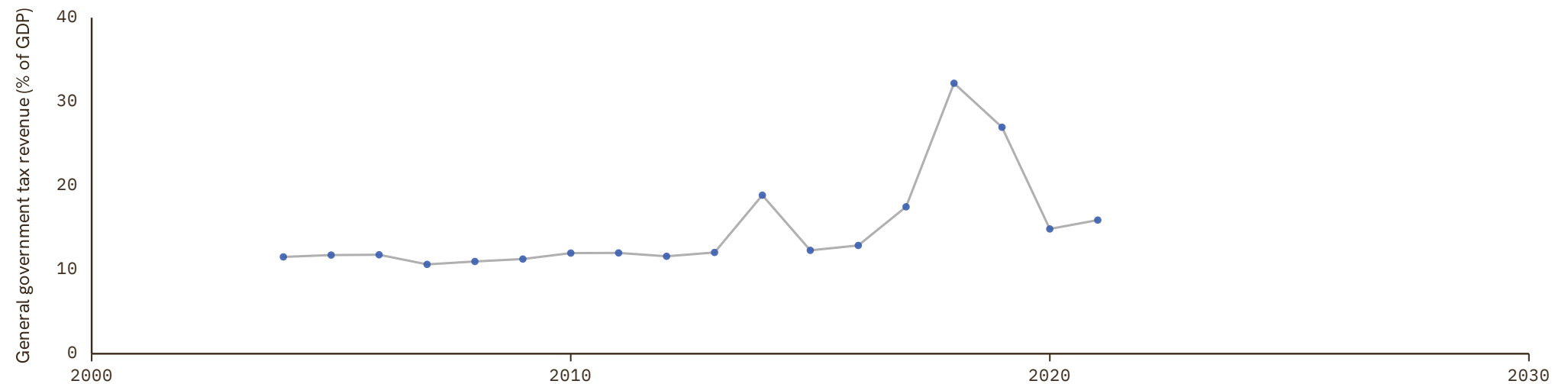
UNIT  
in %

## 1 Source composition

| SOURCE                        | CODE | TIME SPAN   | NOTES  |
|-------------------------------|------|-------------|--|
| Asian Development Bank (2024) | ADB  | 2004 - 2021 | Baseline source, overlaps with anchor year 2015. |

## 2 Harmonised series

— GMD estimate ● ADB



# Nauru

COVERAGE  
2012–2024

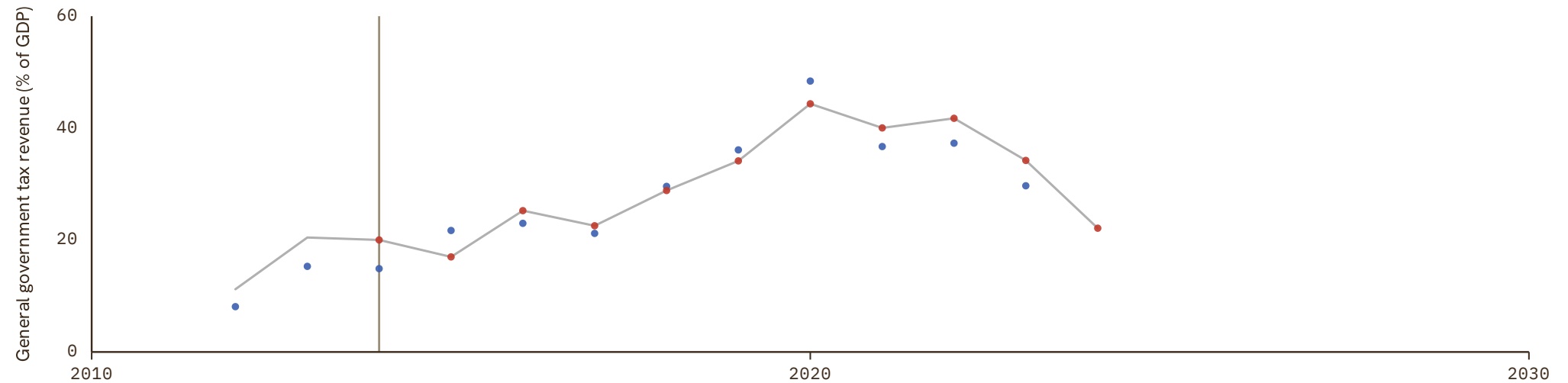
UNIT  
in %

## 1 Source composition

| SOURCE                             | CODE    | TIME SPAN   | NOTES   |
|------------------------------------|---------|-------------|---|
| Asian Development Bank (2024)      | ADB     | 2012 - 2013 | Ratio-spliced using overlapping data in 2014: (ratio = 100%). |
| International Monetary Fund (2024) | IMF GFS | 2014 - 2024 | Baseline source, overlaps with anchor year 2015.              |

## 2 Harmonised series

— GMD estimate | Source change ● ADB ● IMF GFS



# Palau

COVERAGE  
2000–2023

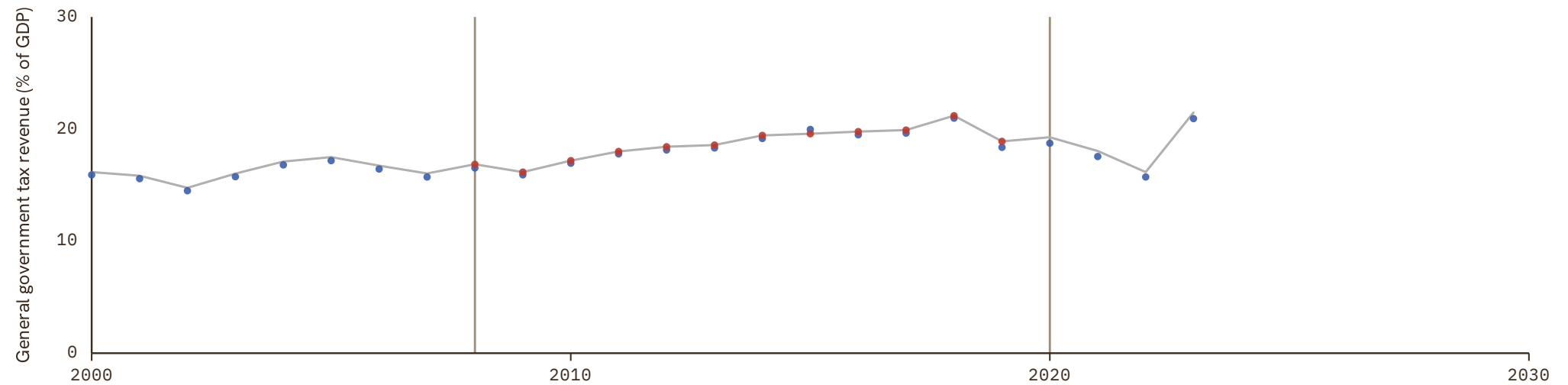
UNIT  
in %

## 1 Source composition

| SOURCE                             | CODE    | TIME SPAN   | NOTES   |
|------------------------------------|---------|-------------|---|
| Asian Development Bank (2024)      | ADB     | 2000 - 2007 | Ratio-spliced using overlapping data in 2008: (ratio = 100%). |
| International Monetary Fund (2024) | IMF GFS | 2008 - 2019 | Baseline source, overlaps with anchor year 2015.              |
| Asian Development Bank (2024)      | ADB     | 2020 - 2023 | Ratio-spliced using overlapping data in 2024: (ratio = 100%). |

## 2 Harmonised series

— GMD estimate | Source change ● ADB ● IMF GFS



# Samoa

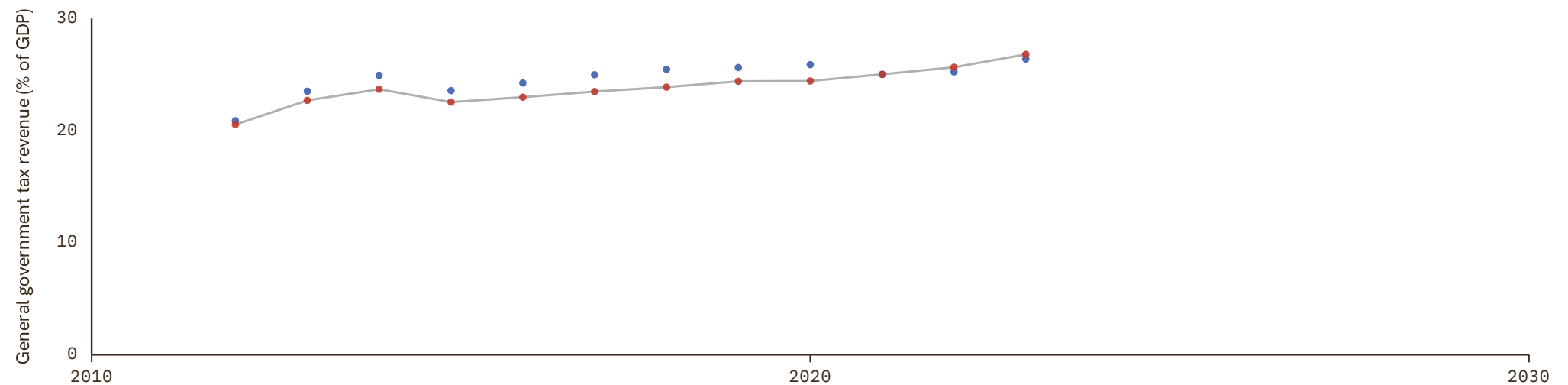
COVERAGE  
2012–2023UNIT  
in %

## 1 Source composition

| SOURCE                             | CODE    | TIME SPAN   | NOTES  |
|------------------------------------|---------|-------------|--|
| International Monetary Fund (2024) | IMF GFS | 2012 - 2023 | Baseline source, overlaps with anchor year 2015. |

## 2 Harmonised series

— GMD estimate ● ADB ● IMF GFS



# San Marino

COVERAGE  
2002–2024

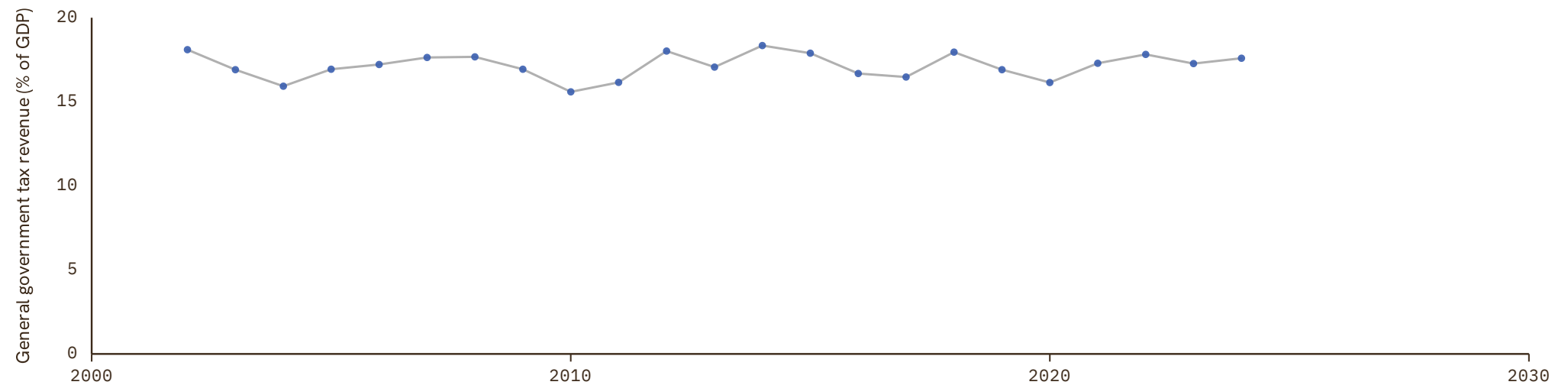
UNIT  
in %

## 1 Source composition

| SOURCE                             | CODE    | TIME SPAN   | NOTES  |
|------------------------------------|---------|-------------|--|
| International Monetary Fund (2024) | IMF GFS | 2002 - 2024 | Baseline source, overlaps with anchor year 2015. |

## 2 Harmonised series

— GMD estimate ● IMF GFS



# Solomon Islands

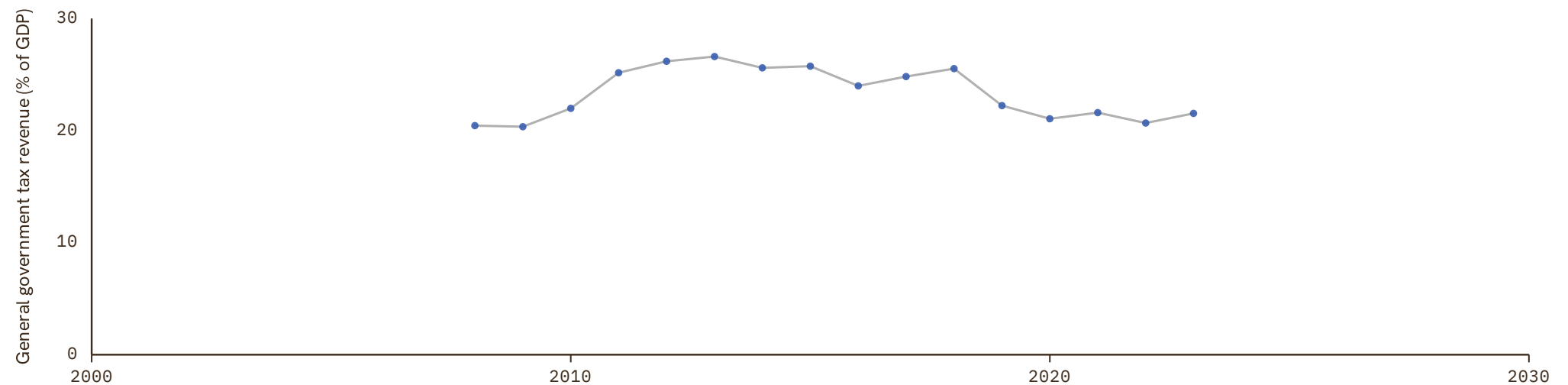
COVERAGE  
2008–2023UNIT  
in %

## 1 Source composition

| SOURCE                        | CODE | TIME SPAN   | NOTES  |
|-------------------------------|------|-------------|--|
| Asian Development Bank (2024) | ADB  | 2008 - 2023 | Baseline source, overlaps with anchor year 2015. |

## 2 Harmonised series

— GMD estimate ● ADB



# Tonga

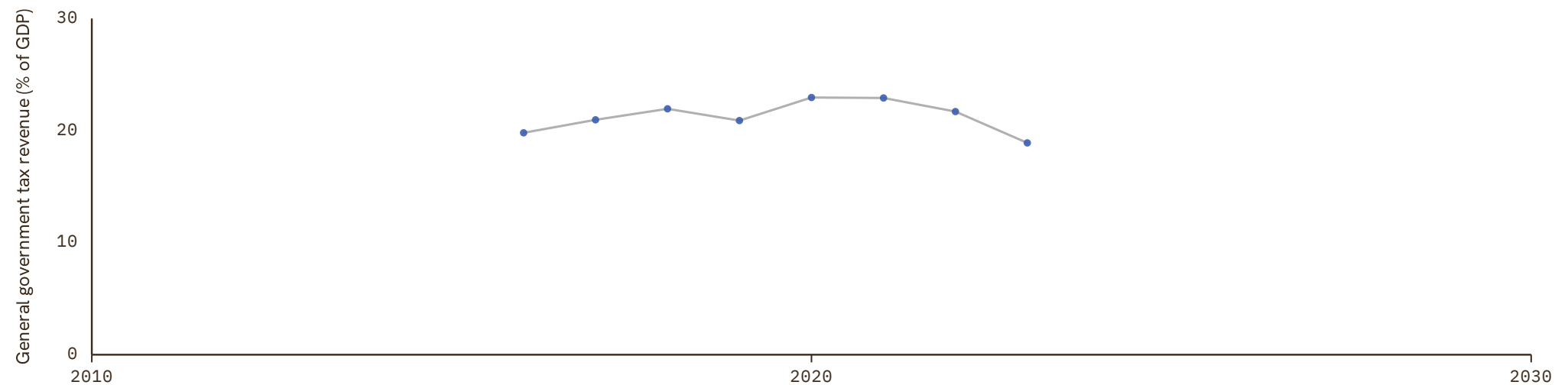
COVERAGE  
2016–2023UNIT  
in %

## 1 Source composition

| SOURCE                        | CODE | TIME SPAN   | NOTES   |
|-------------------------------|------|-------------|---|
| Asian Development Bank (2024) | ADB  | 2016 - 2023 | Ratio-spliced using overlapping data in 2024: (ratio = 100%). |

## 2 Harmonised series

— GMD estimate ● ADB



# Tuvalu

COVERAGE  
2012–2021

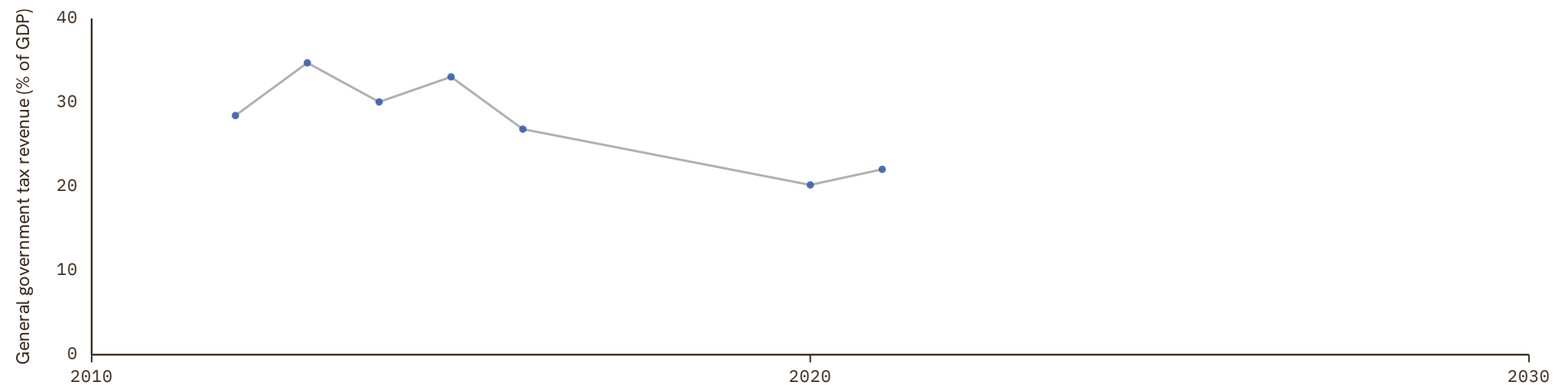
UNIT  
in %

## 1 Source composition

| SOURCE                        | CODE | TIME SPAN   | NOTES  |
|-------------------------------|------|-------------|--|
| Asian Development Bank (2024) | ADB  | 2012 - 2021 | Baseline source, overlaps with anchor year 2015. |

## 2 Harmonised series

— GMD estimate ● ADB



# Vanuatu

COVERAGE  
2012–2021

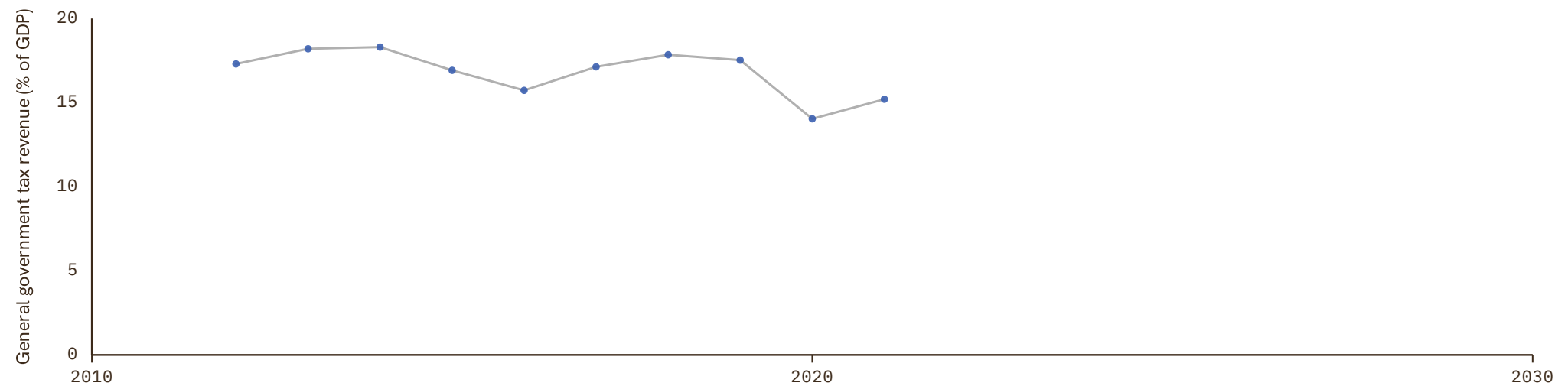
UNIT  
in %

## 1 Source composition

| SOURCE                        | CODE | TIME SPAN   | NOTES  |
|-------------------------------|------|-------------|--|
| Asian Development Bank (2024) | ADB  | 2012 - 2021 | Baseline source, overlaps with anchor year 2015. |

## 2 Harmonised series

— GMD estimate ● ADB



---

# References

---

**ADB** Asian Development Bank (2024). Key Indicators Database. <https://kidb.adb.org>

**AMECO** European Commission (2024). AMECO Database. [https://economy-finance.ec.europa.eu/economic-research-and-databases/economic-databases/ameco-database\\_en](https://economy-finance.ec.europa.eu/economic-research-and-databases/economic-databases/ameco-database_en)

**AMECO\_forecast** AMECO forecast

**AMF** Arab Monetary Fund (2024). Arab Economic Database. <https://www.amf.org.ae/ar>

**CS1\_CHN** Natl Bureau of Statistics, China (2024). National Data. <https://data.stats.gov.cn/english/index.htm>

**CS2\_AUS** Vamplew, Wray (1987). Australians: Historical Statistics. Fairfax, Syme & Weldon Associates.

**CS2\_GBR** HM Treasury (2026). Historical Public Finances Database. <https://www.gov.uk/government/statistics/historical-public-finances-database>

**CS2\_ISL** Statistics Iceland (1997). Hagskinna — Icelandic Historical Statistics from the 17th Century to 1990. Hagstofa Íslands. <https://baekur.is/bok/8f318e69-dc49-4a9f-a8ec-805b2352bad0>

**EUS** Eurostat (2025). Eurostat Database. .

**IMF\_GFS** International Monetary Fund (2024). Government Finance Statistics. <https://data.imf.org/?sk=a0867067-d23c-4ebc-ad23-d3b015045405>

---