

Government Deficit

August 23, 2025

Contents

Afghanistan	4
Albania	5
Algeria	6
Angola	7
Argentina	8
Armenia	9
Australia	10
Austria	11
Azerbaijan	12
Bahamas	13
Bahrain	14
Bangladesh	15
Barbados	16
Belarus	17
Belgium	18
Belize	19
Benin	20
Bhutan	21
Bolivia	22
Bosnia and Herzegovina	23
Botswana	24
Brazil	25
Brunei	26
Bulgaria	27
Burkina Faso	28
Burundi	29

Cambodia	30
Cameroon	31
Canada	32
Cape Verde	33
Central African Republic	34
Chad	35
Chile	36
China	37
Colombia	38
Costa Rica	39
Croatia	40
Cuba	41
Cyprus	42
Czech Republic	43
Democratic Republic of the Congo	44
Denmark	45
Djibouti	46
Dominica	47
Dominican Republic	48
Ecuador	49
Egypt	50
El Salvador	51
Equatorial Guinea	52
Eritrea	53
Estonia	54
Eswatini	55
Ethiopia	56

Fiji	57
Finland	58
France	59
Gabon	60
Gambia	61
Georgia	62
Germany	63
Ghana	64
Greece	65
Grenada	66
Guatemala	67
Guinea	68
Guinea-Bissau	69
Guyana	70
Haiti	71
Honduras	72
Hong Kong	73
Hungary	74
Iceland	75
India	76
Indonesia	77
Iran	78
Iraq	79
Ireland	80
Israel	81
Italy	82
Ivory Coast	83

Jamaica	84
Japan	85
Jordan	86
Kazakhstan	87
Kenya	88
Kuwait	89
Kyrgyzstan	90
Laos	91
Latvia	92
Lebanon	93
Lesotho	94
Liberia	95
Libya	96
Lithuania	97
Luxembourg	98
Macedonia	99
Madagascar	100
Malawi	101
Malaysia	102
Maldives	103
Mali	104
Malta	105
Mauritania	106
Mauritius	107
Mexico	108
Moldova	109
Mongolia	110

Montenegro	111
Morocco	112
Mozambique	113
Myanmar	114
Namibia	115
Nepal	116
Netherlands	117
New Zealand	118
Nicaragua	119
Niger	120
Nigeria	121
Norway	122
Oman	123
Pakistan	124
Palestine	125
Panama	126
Papua New Guinea	127
Paraguay	128
Peru	129
Philippines	130
Poland	131
Portugal	132
Puerto Rico	133
Qatar	134
Republic of the Congo	135
Romania	136
Russian Federation	137

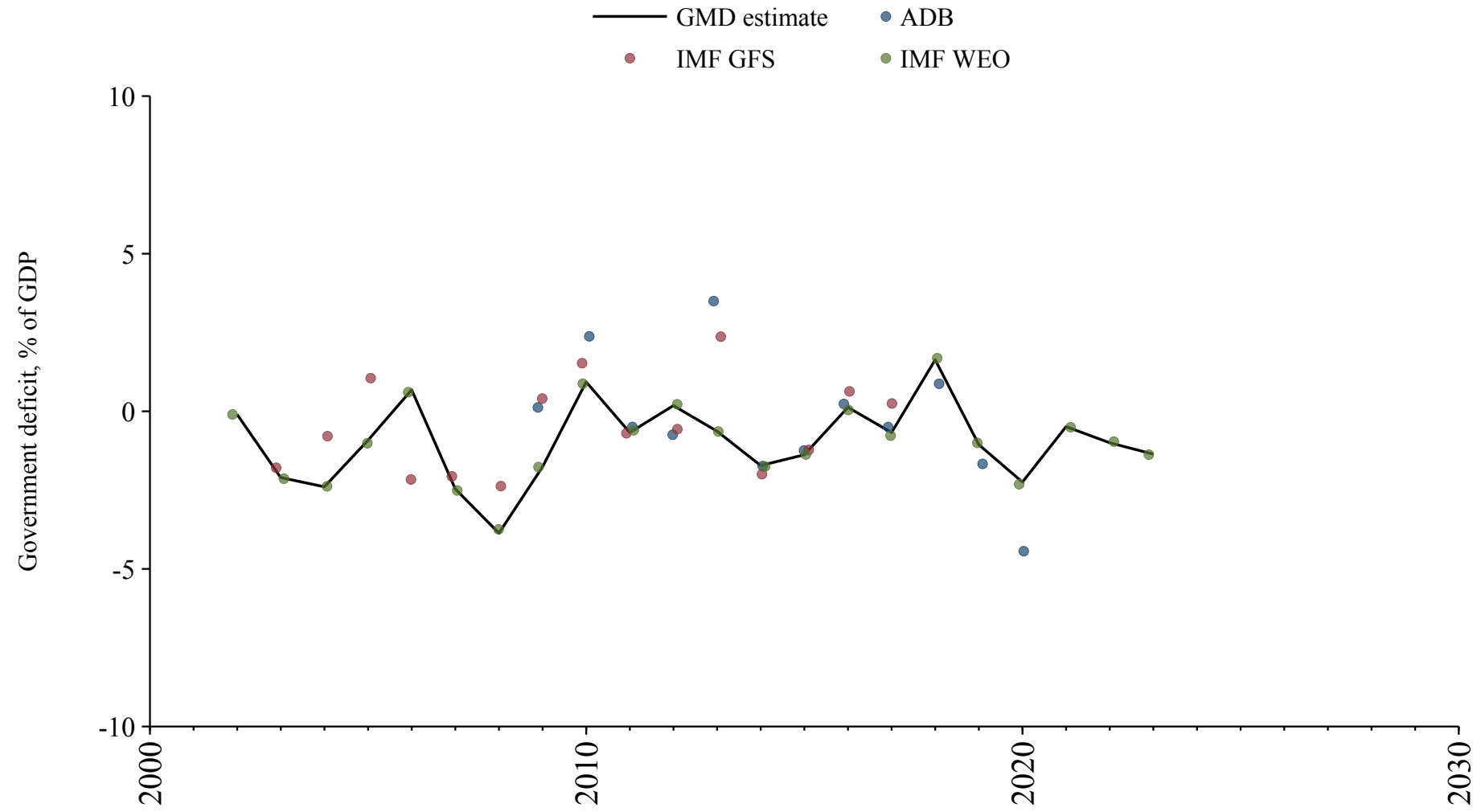
Rwanda	138
Sao Tome and Principe	139
Saudi Arabia	140
Senegal	141
Serbia	142
Seychelles	143
Sierra Leone	144
Singapore	145
Slovakia	146
Slovenia	147
Somalia	148
South Africa	149
South Korea	150
South Sudan	151
Spain	152
Sri Lanka	153
Sudan	154
Suriname	155
Sweden	156
Switzerland	157
Syria	158
Taiwan	159
Tajikistan	160
Tanzania	161
Thailand	162
Timor-Leste	163
Togo	164

Trinidad and Tobago	165
Tunisia	166
Turkey	167
Turkmenistan	168
Uganda	169
Ukraine	170
United Arab Emirates	171
United Kingdom	172
United States	173
Uruguay	174
Uzbekistan	175
Venezuela	176
Vietnam	177
Yemen	178
Zambia	179
Zimbabwe	180
Andorra	181
Anguilla	182
Antigua and Barbuda	183
Aruba	184
Comoros	185
Cook Islands	186
Kiribati	187
Kosovo	188
Macau	189
Marshall Islands	190
Micronesia (Federated States of)	191

Montserrat	192
Nauru	193
Palau	194
Saint Kitts and Nevis	195
Saint Lucia	196
Saint Vincent and the Grenadines	197
Samoa	198
San Marino	199
Solomon Islands	200
Tonga	201
Tuvalu	202
Vanuatu	203
References	204

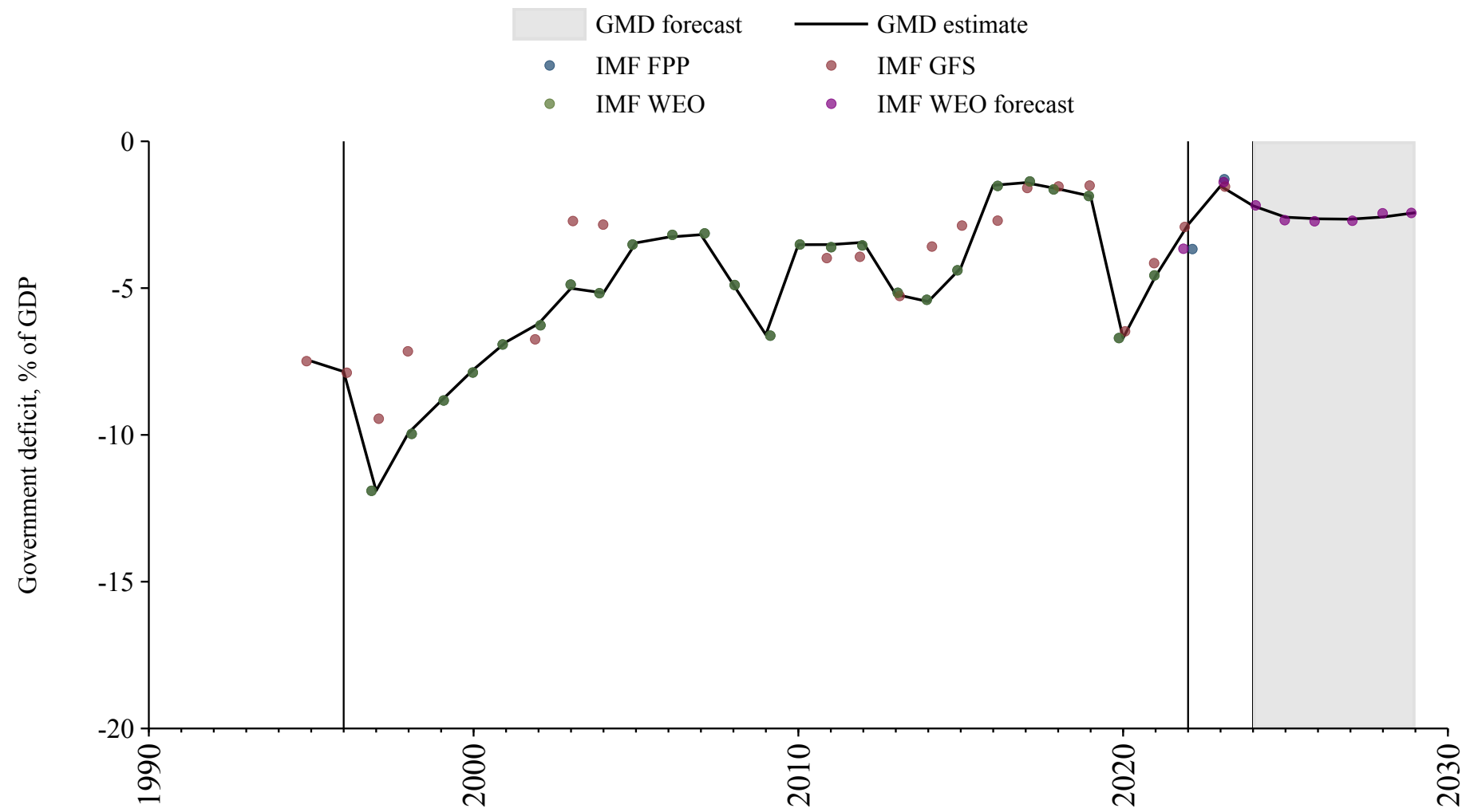
Afghanistan

Source	Time span	Notes
WEO (2024a)	2002 - 2023	Baseline source, overlaps with base year 2018.



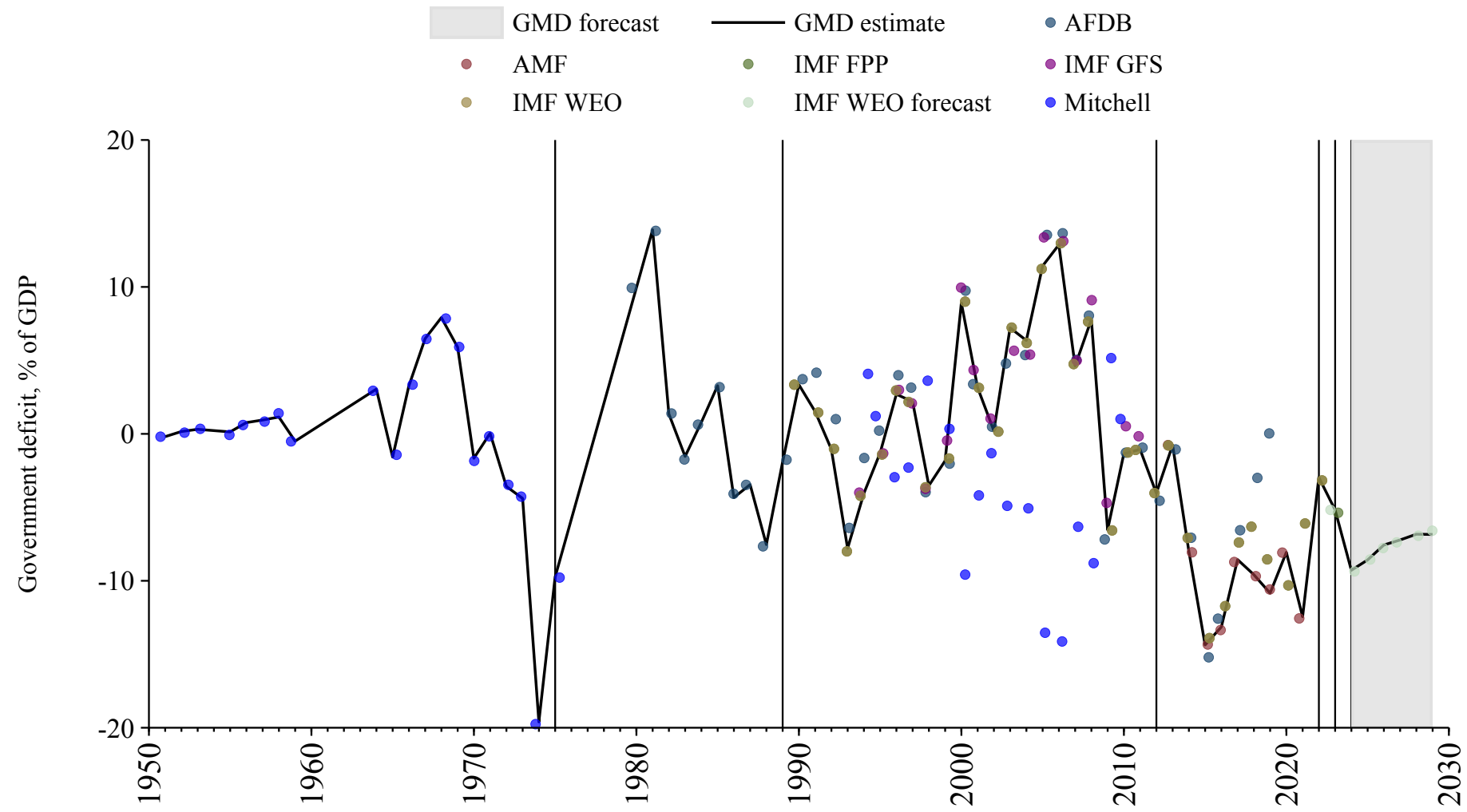
Albania

Source	Time span	Notes
International Monetary Fund (2024)	1995 - 1996	Spliced using overlapping data in 1997.
WEO (2024a)	1997 - 2021	Baseline source, overlaps with base year 2018.
International Monetary Fund (2024)	2022 - 2023	Spliced using overlapping data in 2024.
WEO (2024b)	2024 - 2029	Spliced using overlapping data in 2030.



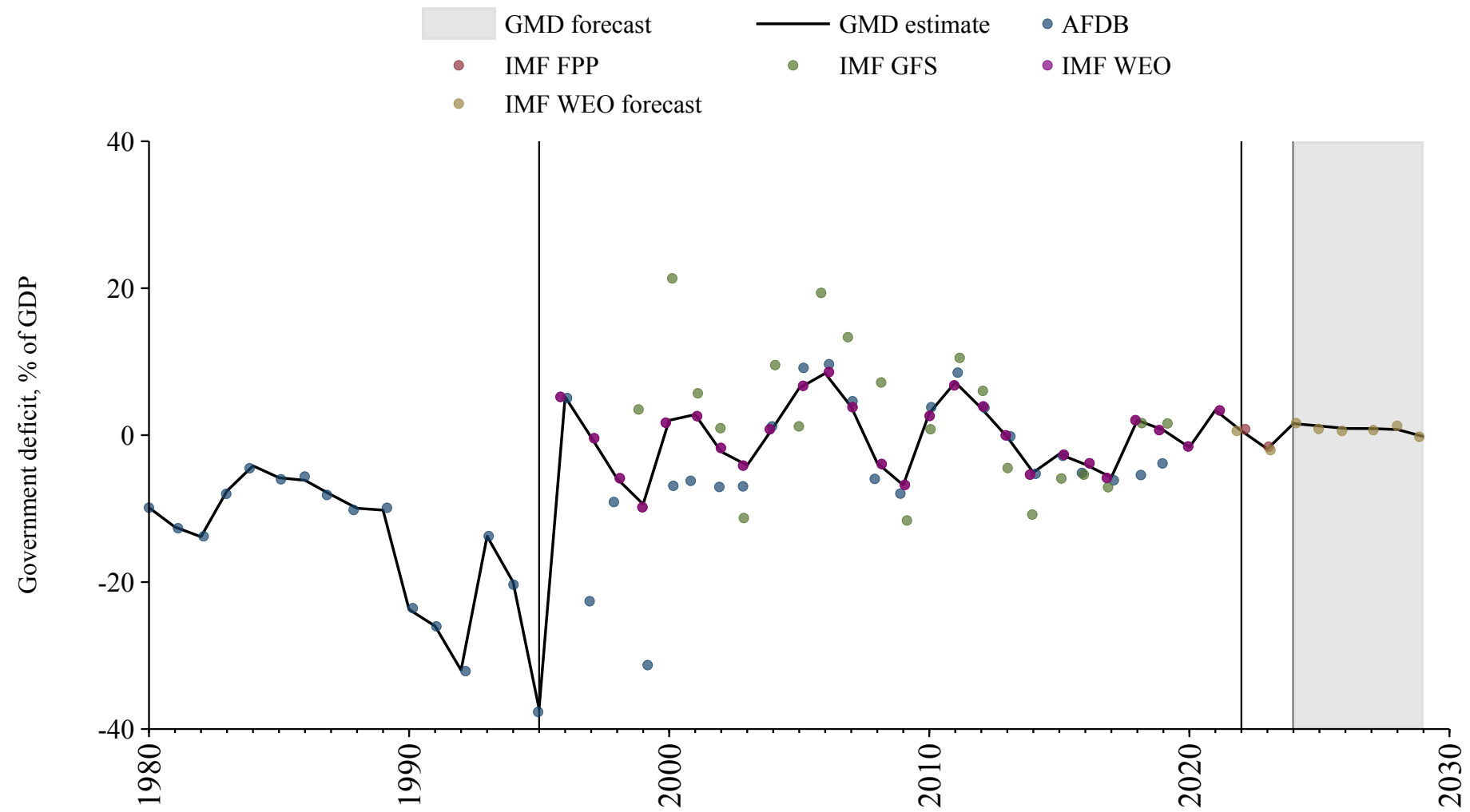
Algeria

Source	Time span	Notes
Mitchell (2013)	1951 - 1975	Spliced using overlapping data in 1976.
Bank (2024)	1976 - 1989	Spliced using overlapping data in 1990.
WEO (2024a)	1990 - 2012	Spliced using overlapping data in 2013.
Arab Monetary Fund (2024)	2013 - 2021	Baseline source, overlaps with base year 2018.
WEO (2024a)	2022 - 2022	Spliced using overlapping data in 2023.
Mauro et al. (2015)	2023 - 2023	Spliced using overlapping data in 2024.
WEO (2024b)	2024 - 2029	Spliced using overlapping data in 2030.



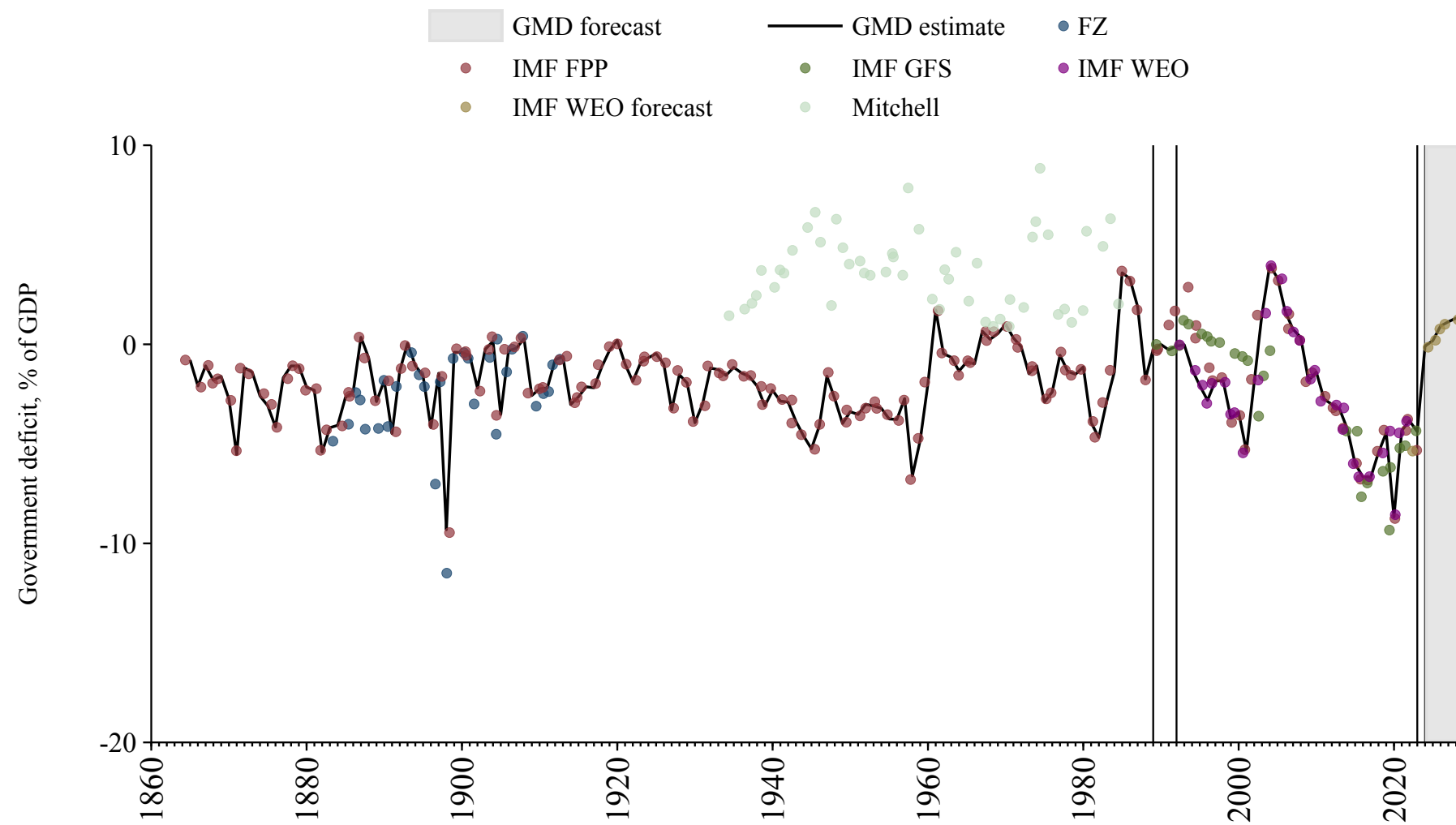
Angola

Source	Time span	Notes
Bank (2024)	1980 - 1995	Spliced using overlapping data in 1996.
WEO (2024a)	1996 - 2021	Baseline source, overlaps with base year 2018.
Mauro et al. (2015)	2022 - 2023	Spliced using overlapping data in 2024.
WEO (2024b)	2024 - 2029	Spliced using overlapping data in 2030.



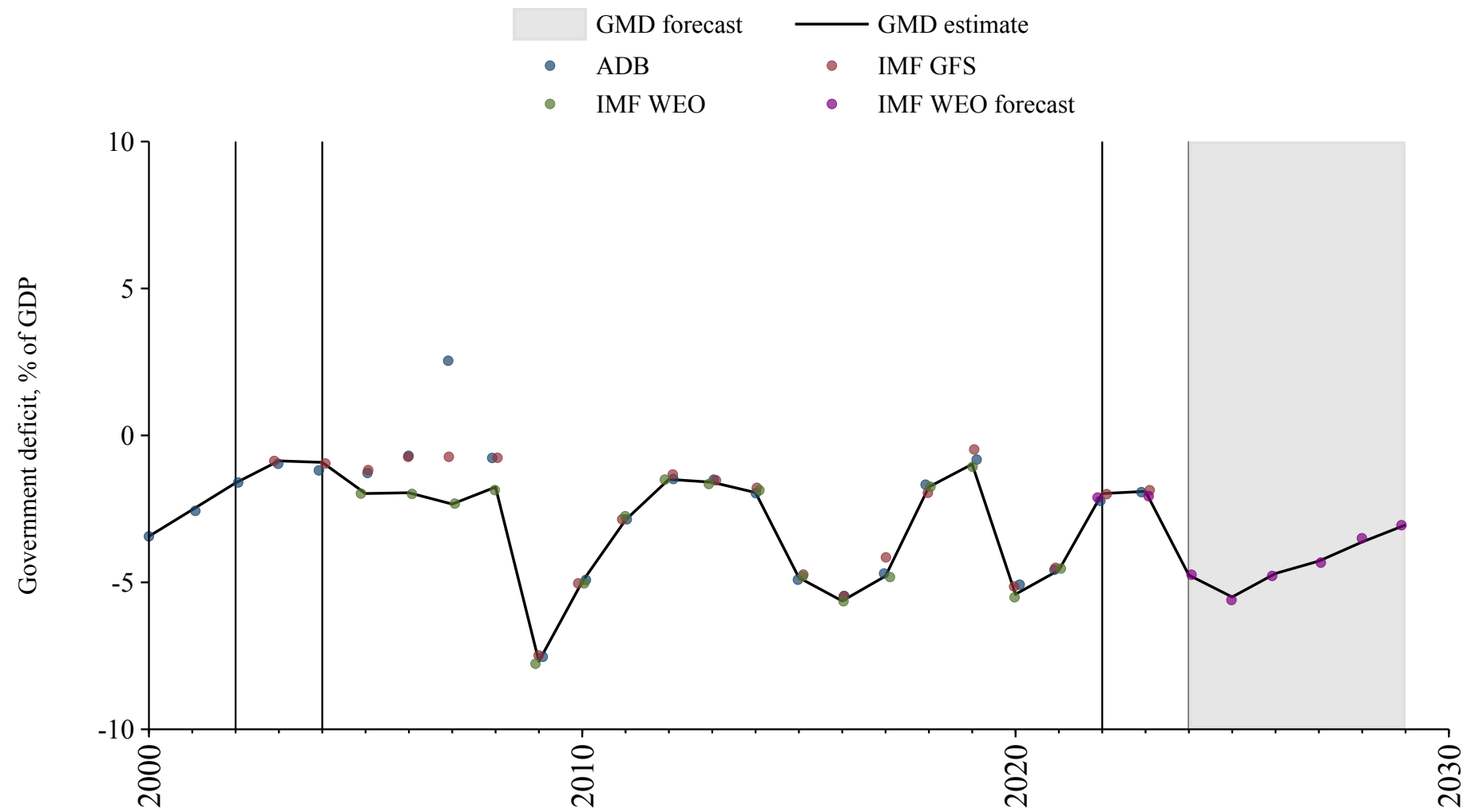
Argentina

Source	Time span	Notes
Mauro et al. (2015)	1865 - 1989	Spliced using overlapping data in 1990.
International Monetary Fund (2024)	1990 - 1992	Spliced using overlapping data in 1993.
WEO (2024a)	1993 - 2022	Baseline source, overlaps with base year 2018.
International Monetary Fund (2024)	2023 - 2023	Spliced using overlapping data in 2024.
WEO (2024b)	2024 - 2029	Spliced using overlapping data in 2030.



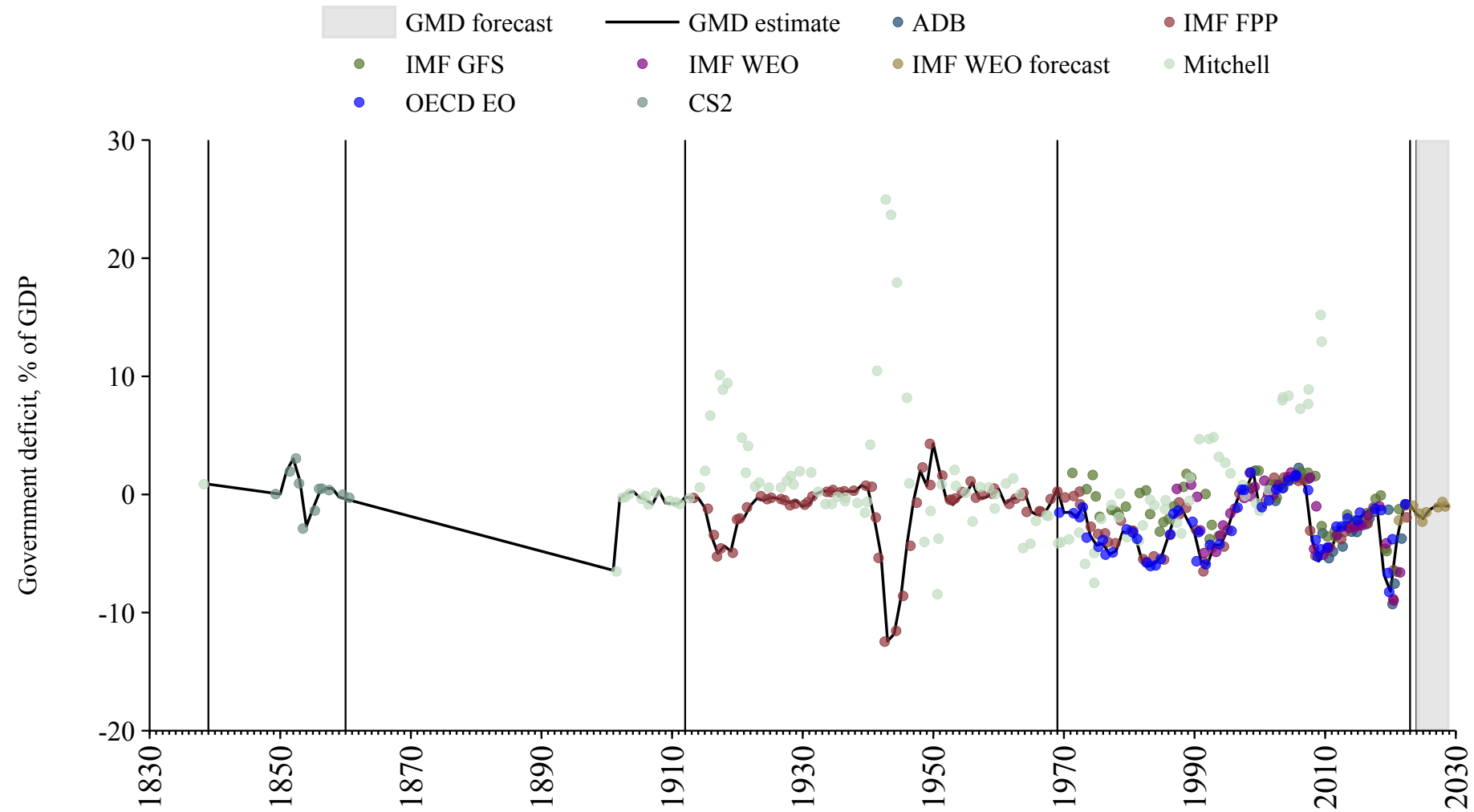
Armenia

Source	Time span	Notes
Asian Development Bank (2024)	2000 - 2002	Spliced using overlapping data in 2003.
International Monetary Fund (2024)	2003 - 2004	Spliced using overlapping data in 2005.
WEO (2024a)	2005 - 2021	Baseline source, overlaps with base year 2018.
International Monetary Fund (2024)	2022 - 2023	Spliced using overlapping data in 2024.
WEO (2024b)	2024 - 2029	Spliced using overlapping data in 2030.



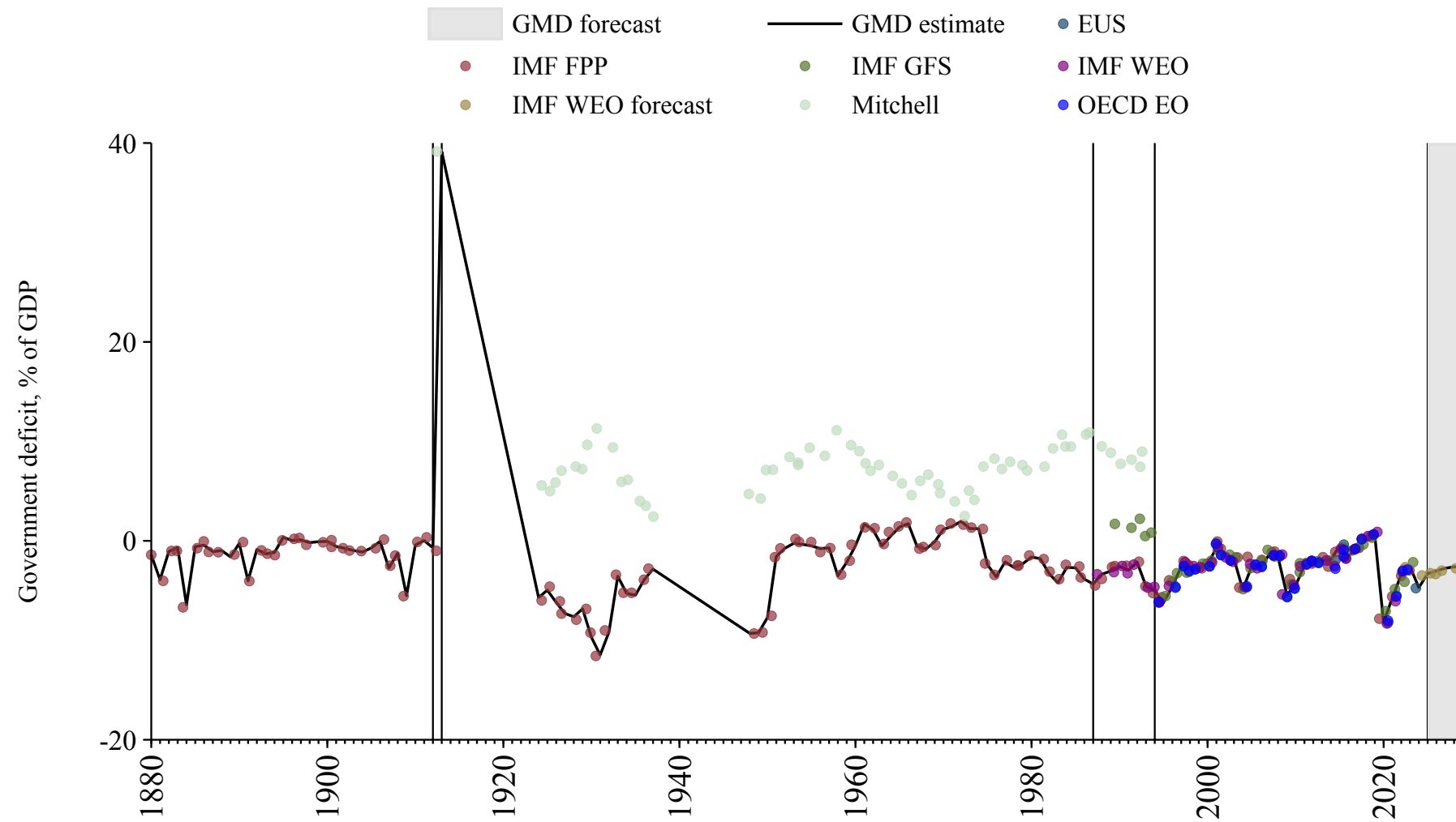
Australia

Source	Time span	Notes
Mitchell (2013)	1839 - 1839	Spliced using overlapping data in 1840.
Vamplew (1987)	1840 - 1860	Spliced using overlapping data in 1861.
Mitchell (2013)	1861 - 1912	Spliced using overlapping data in 1913.
Mauro et al. (2015)	1913 - 1969	Spliced using overlapping data in 1970.
OECD Economic Outlook (2024)	1970 - 2022	Baseline source, overlaps with base year 2018.
Mauro et al. (2015)	2023 - 2023	Spliced using overlapping data in 2024.
WEO (2024b)	2024 - 2029	Spliced using overlapping data in 2030.



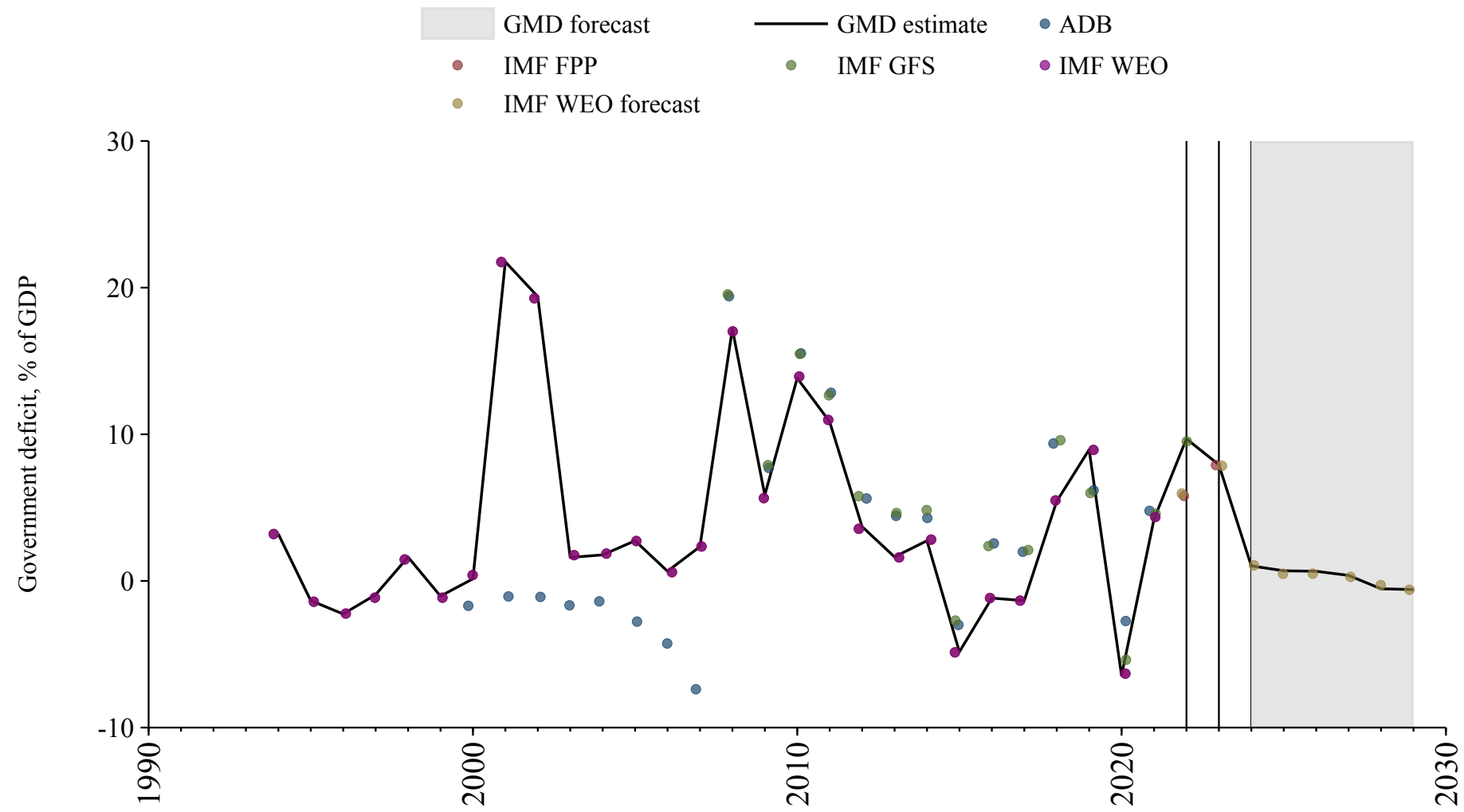
Austria

Source	Time span	Notes
Mauro et al. (2015)	1880 - 1912	Spliced using overlapping data in 1913.
Mitchell (2013)	1913 - 1913	Spliced using overlapping data in 1914.
Mauro et al. (2015)	1914 - 1987	Spliced using overlapping data in 1988.
WEO (2024a)	1988 - 1994	Spliced using overlapping data in 1995.
Commission (2024)	1995 - 2024	Baseline source, overlaps with base year 2018.
WEO (2024b)	2025 - 2029	Spliced using overlapping data in 2030.



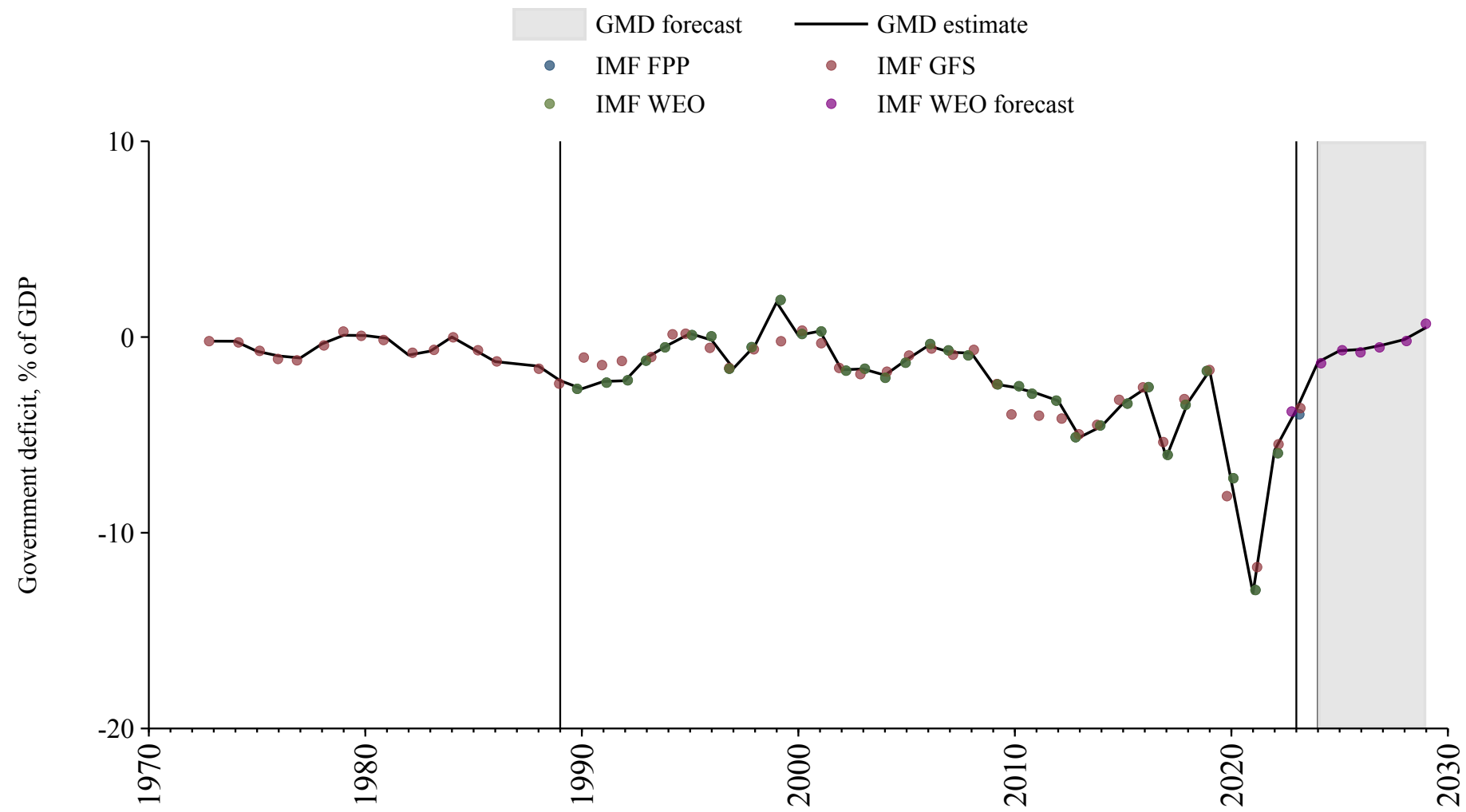
Azerbaijan

Source	Time span	Notes
WEO (2024a)	1994 - 2021	Baseline source, overlaps with base year 2018.
International Monetary Fund (2024)	2022 - 2022	Spliced using overlapping data in 2023.
Mauro et al. (2015)	2023 - 2023	Spliced using overlapping data in 2024.
WEO (2024b)	2024 - 2029	Spliced using overlapping data in 2030.



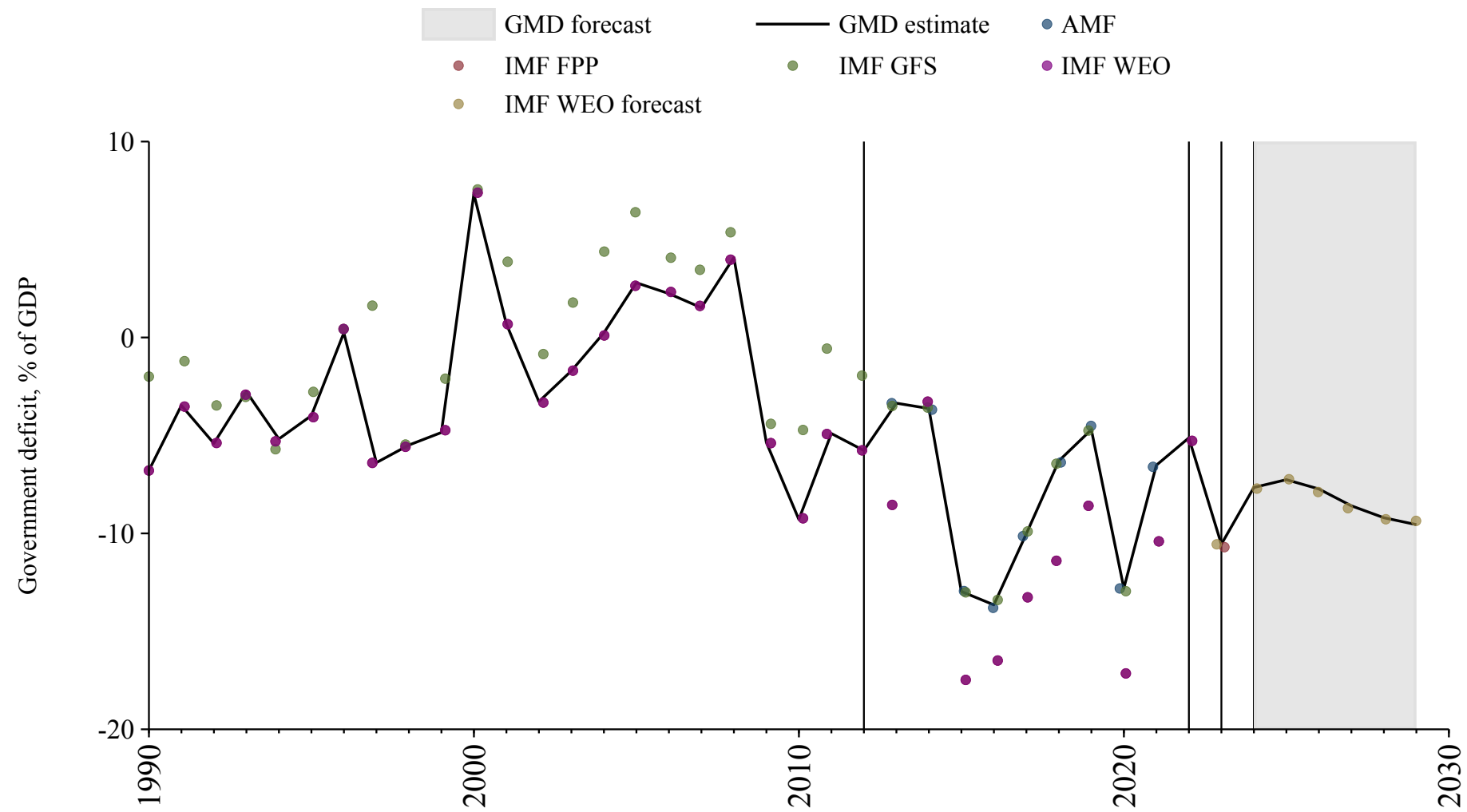
Bahamas

Source	Time span	Notes
International Monetary Fund (2024)	1973 - 1989	Spliced using overlapping data in 1990.
WEO (2024a)	1990 - 2022	Baseline source, overlaps with base year 2018.
International Monetary Fund (2024)	2023 - 2023	Spliced using overlapping data in 2024.
WEO (2024b)	2024 - 2029	Spliced using overlapping data in 2030.



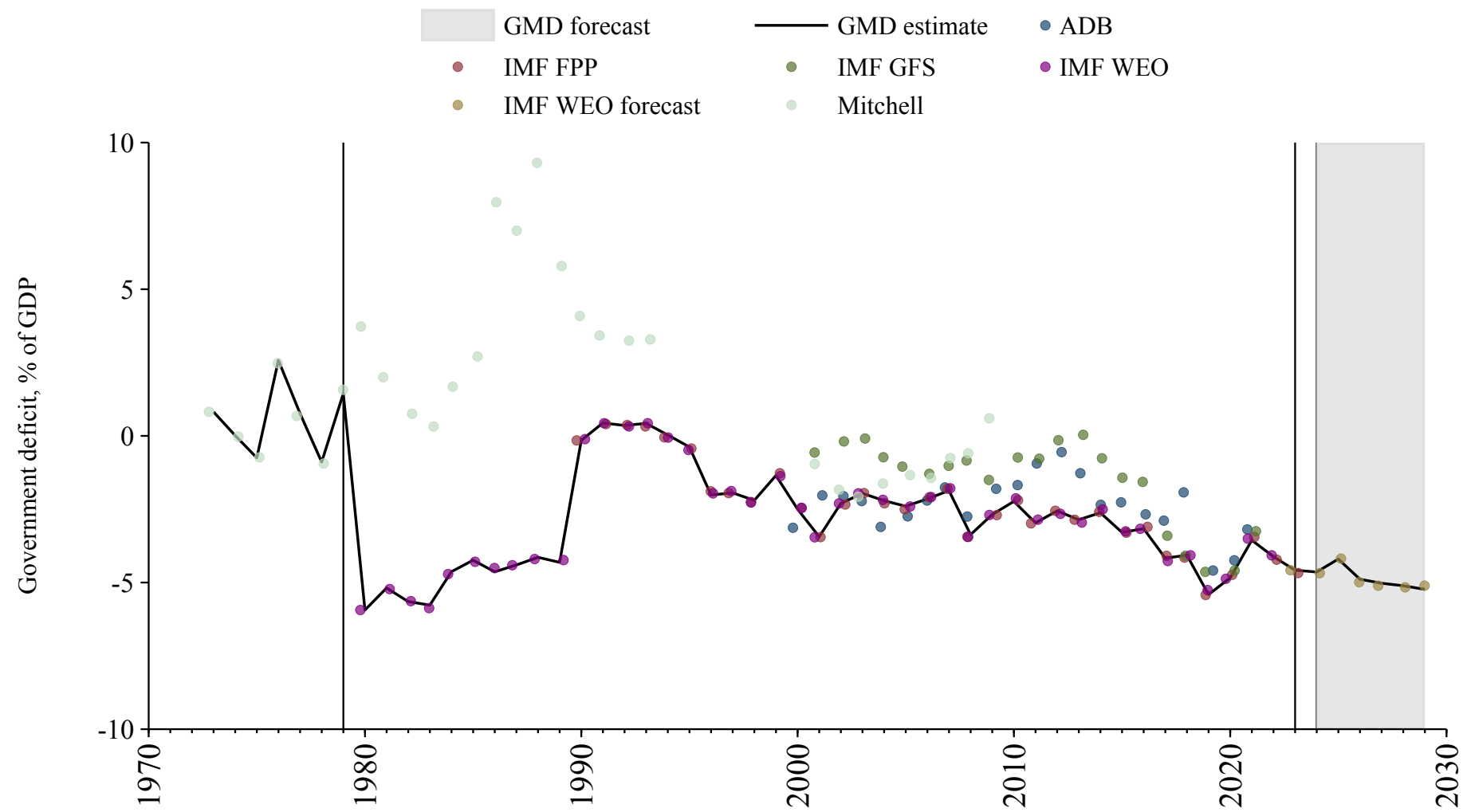
Bahrain

Source	Time span	Notes
WEO (2024a)	1990 - 2012	Spliced using overlapping data in 2013.
Arab Monetary Fund (2024)	2013 - 2021	Baseline source, overlaps with base year 2018.
WEO (2024a)	2022 - 2022	Spliced using overlapping data in 2023.
Mauro et al. (2015)	2023 - 2023	Spliced using overlapping data in 2024.
WEO (2024b)	2024 - 2029	Spliced using overlapping data in 2030.



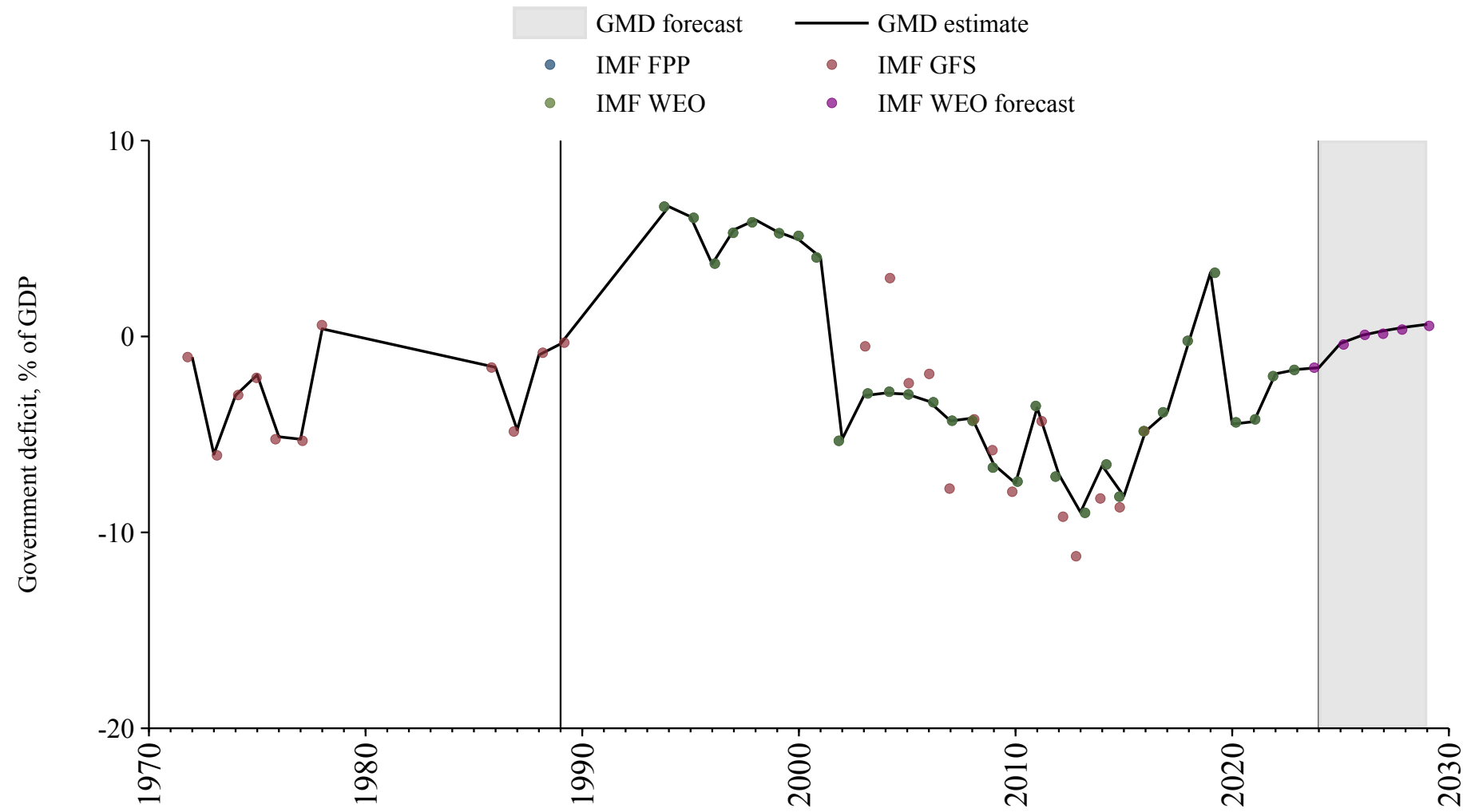
Bangladesh

Source	Time span	Notes
Mitchell (2013)	1973 - 1979	Spliced using overlapping data in 1980.
WEO (2024a)	1980 - 2022	Baseline source, overlaps with base year 2018.
Mauro et al. (2015)	2023 - 2023	Spliced using overlapping data in 2024.
WEO (2024b)	2024 - 2029	Spliced using overlapping data in 2030.



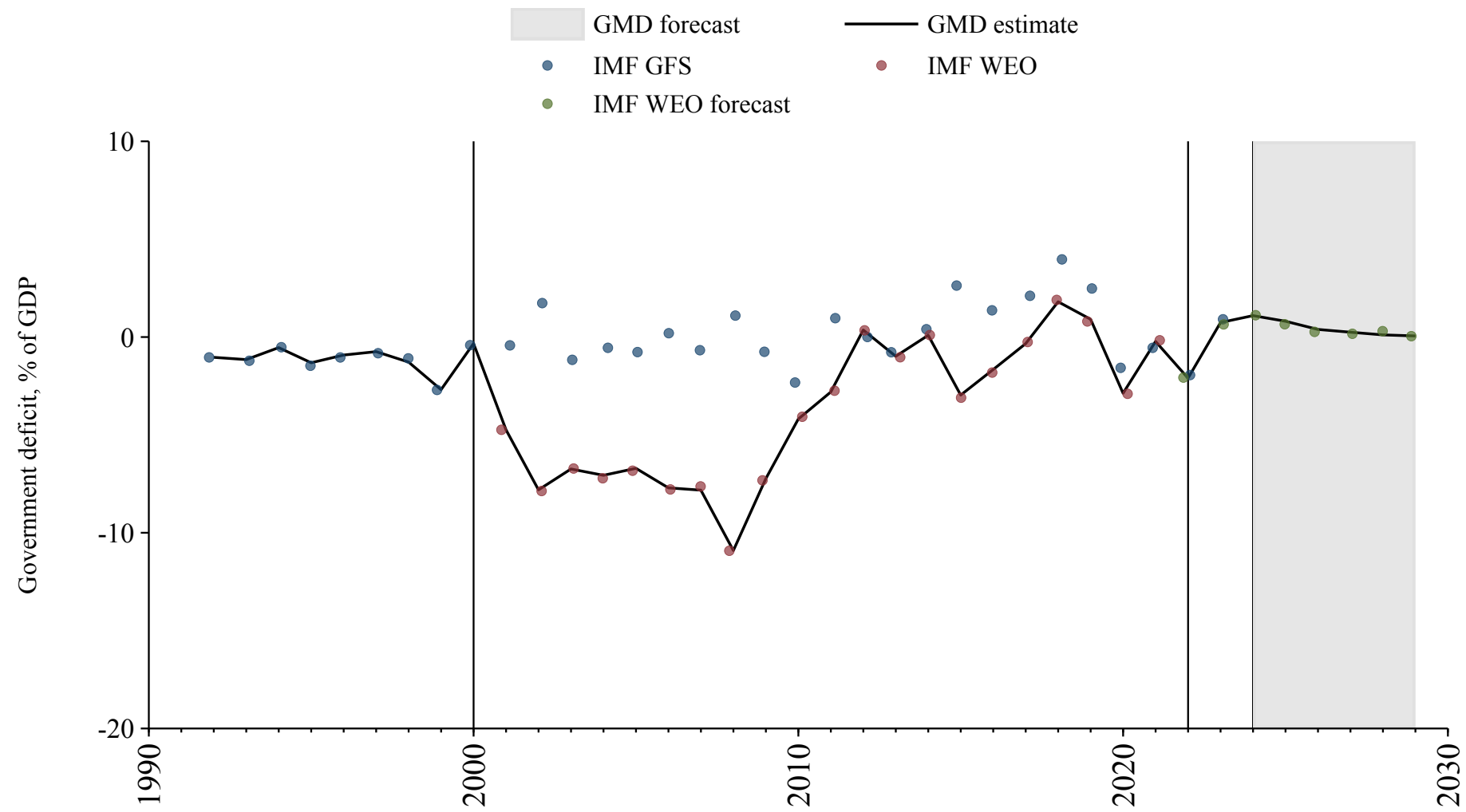
Barbados

Source	Time span	Notes
International Monetary Fund (2024)	1972 - 1989	Spliced using overlapping data in 1990.
WEO (2024a)	1990 - 2023	Baseline source, overlaps with base year 2018.
WEO (2024b)	2024 - 2029	Spliced using overlapping data in 2030.



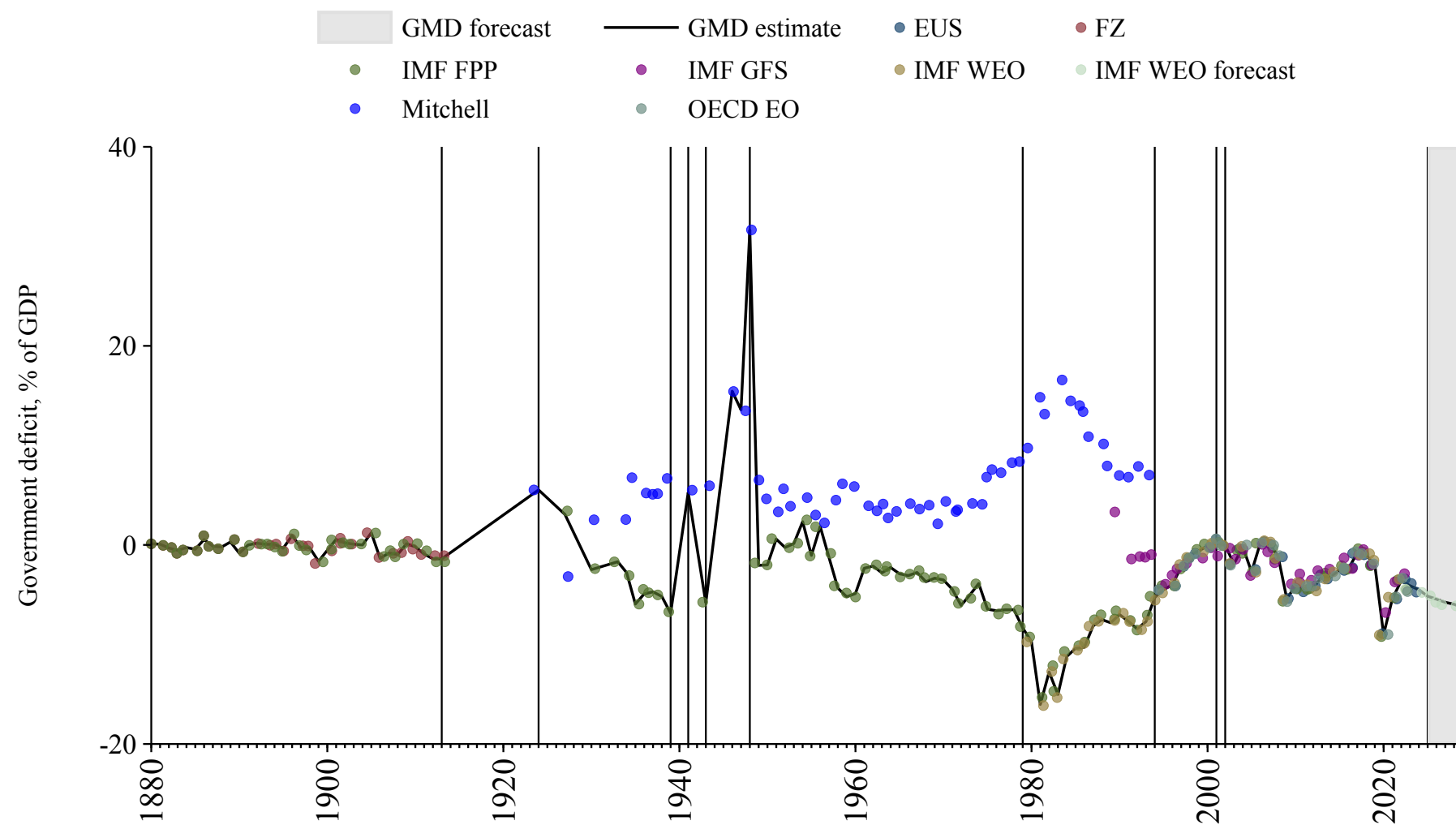
Belarus

Source	Time span	Notes
International Monetary Fund (2024)	1992 - 2000	Spliced using overlapping data in 2001.
WEO (2024a)	2001 - 2021	Baseline source, overlaps with base year 2018.
International Monetary Fund (2024)	2022 - 2023	Spliced using overlapping data in 2024.
WEO (2024b)	2024 - 2029	Spliced using overlapping data in 2030.



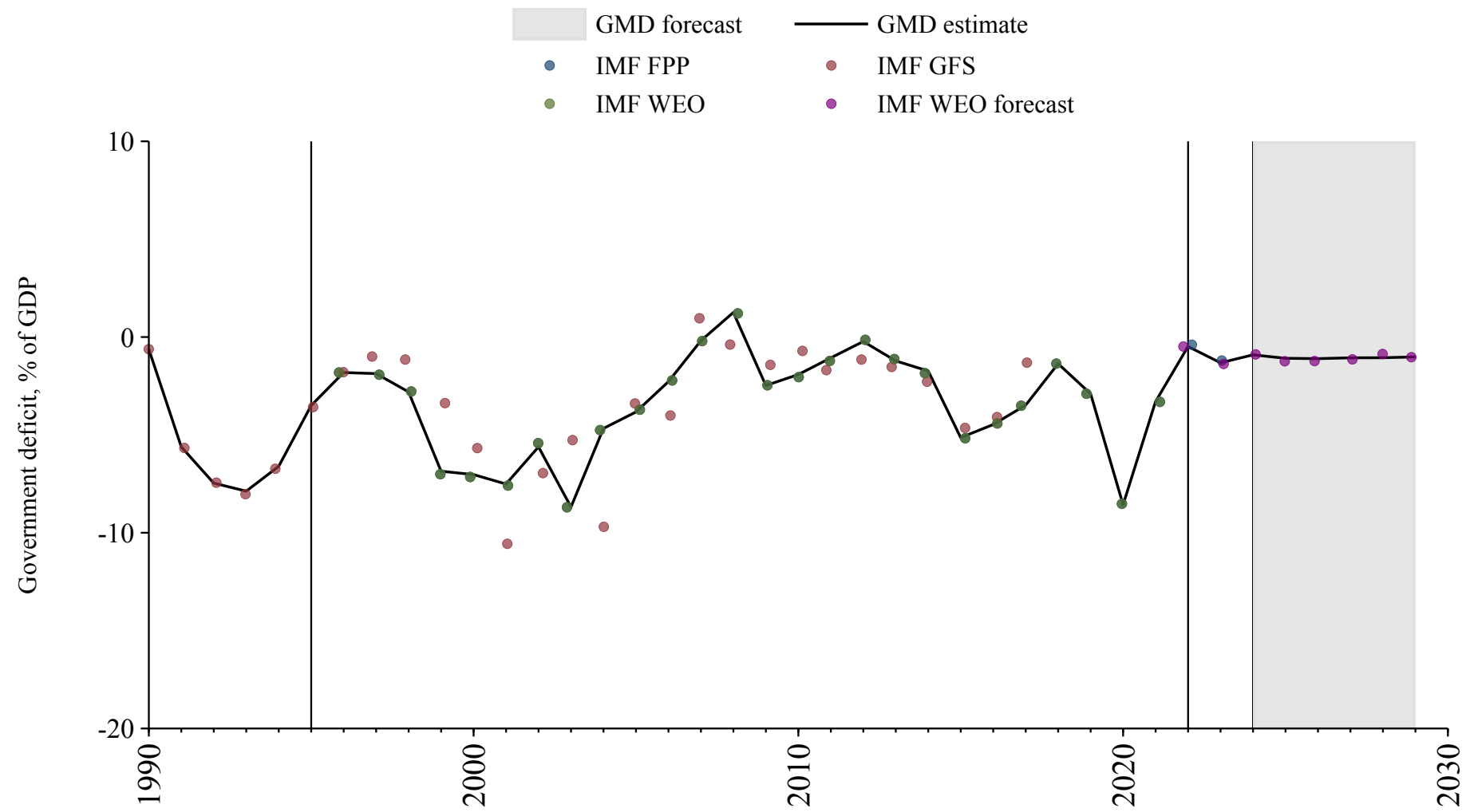
Belgium

Source	Time span	Notes
Mauro et al. (2015)	1880 - 1913	Spliced using overlapping data in 1914.
Mitchell (2013)	1914 - 1924	Spliced using overlapping data in 1925.
Mauro et al. (2015)	1925 - 1939	Spliced using overlapping data in 1940.
Mitchell (2013)	1940 - 1941	Spliced using overlapping data in 1942.
Mauro et al. (2015)	1942 - 1943	Spliced using overlapping data in 1944.
Mitchell (2013)	1944 - 1948	Spliced using overlapping data in 1949.
Mauro et al. (2015)	1949 - 1979	Spliced using overlapping data in 1980.
WEO (2024a)	1980 - 1994	Spliced using overlapping data in 1995.
Commission (2024)	1995 - 2001	Spliced using overlapping data in 2002.
OECD Economic Outlook (2024)	2002 - 2002	Spliced using overlapping data in 2003.
Commission (2024)	2003 - 2024	Baseline source, overlaps with base year 2018.
WEO (2024b)	2025 - 2029	Spliced using overlapping data in 2030.



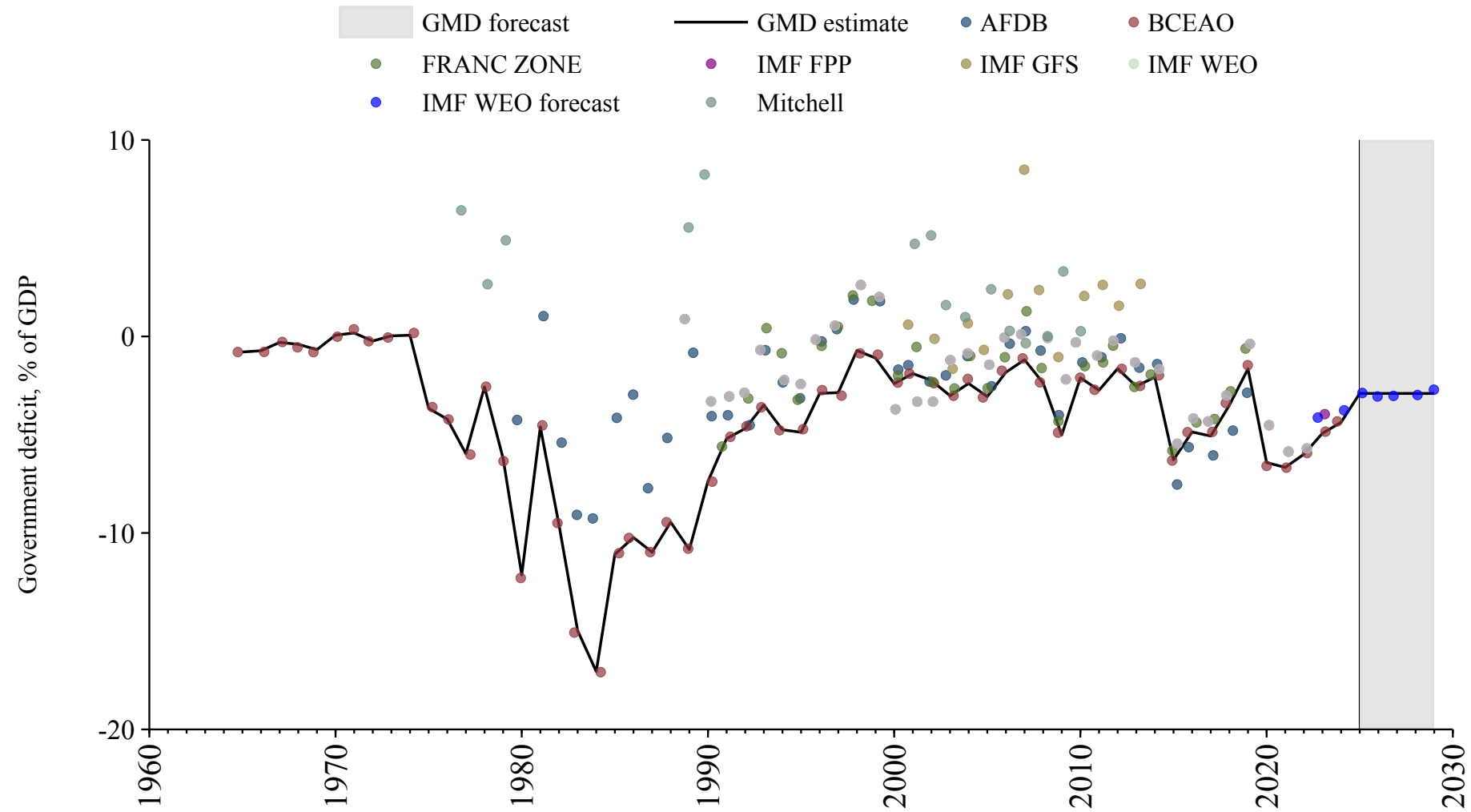
Belize

Source	Time span	Notes
International Monetary Fund (2024)	1990 - 1995	Spliced using overlapping data in 1996.
WEO (2024a)	1996 - 2021	Baseline source, overlaps with base year 2018.
Mauro et al. (2015)	2022 - 2023	Spliced using overlapping data in 2024.
WEO (2024b)	2024 - 2029	Spliced using overlapping data in 2030.



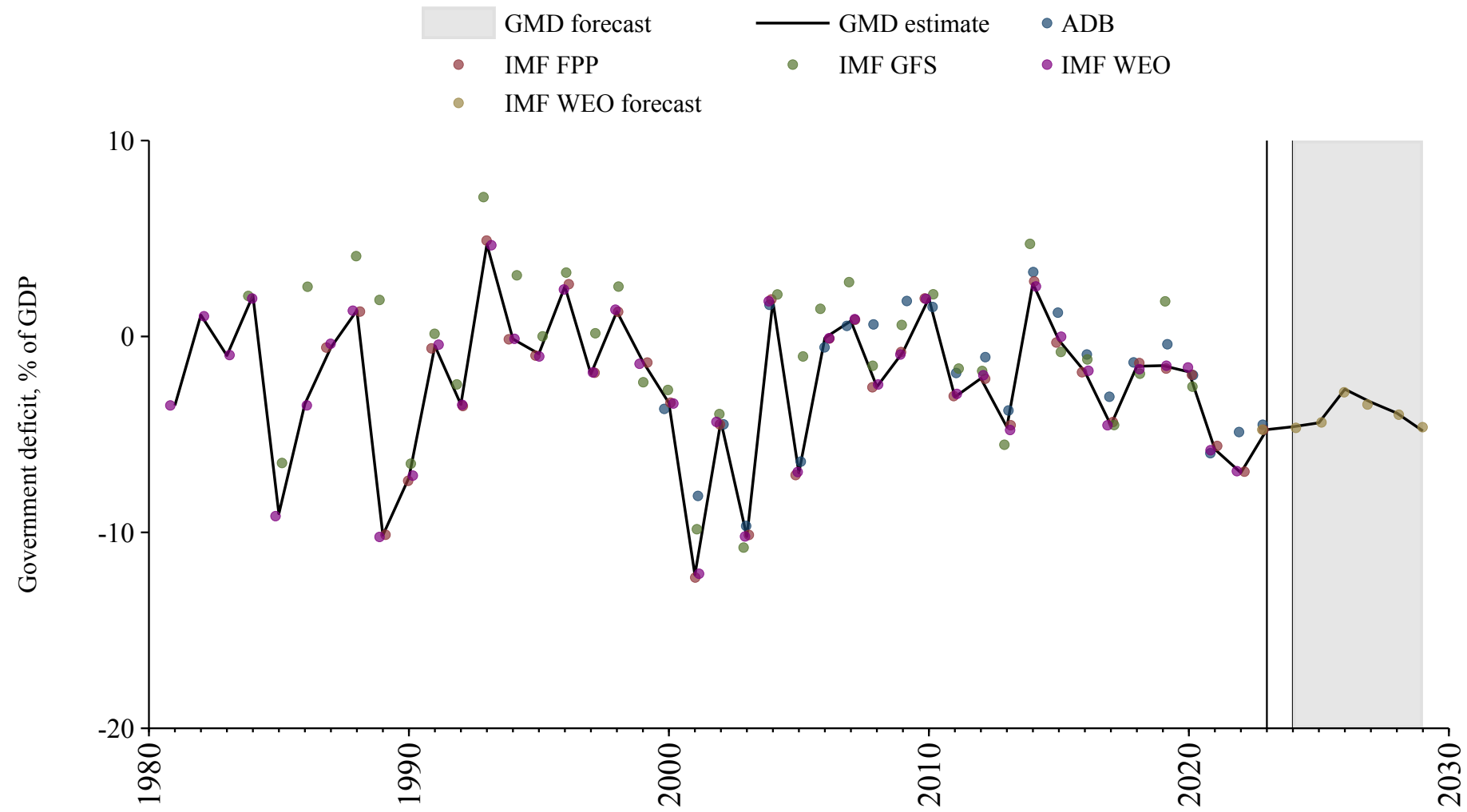
Benin

Source	Time span	Notes
Banque centrale des États de l'Afrique de l'Ouest (2024)	1965 - 2024	Baseline source, overlaps with base year 2018.
WEO (2024b)	2025 - 2029	Spliced using overlapping data in 2030.



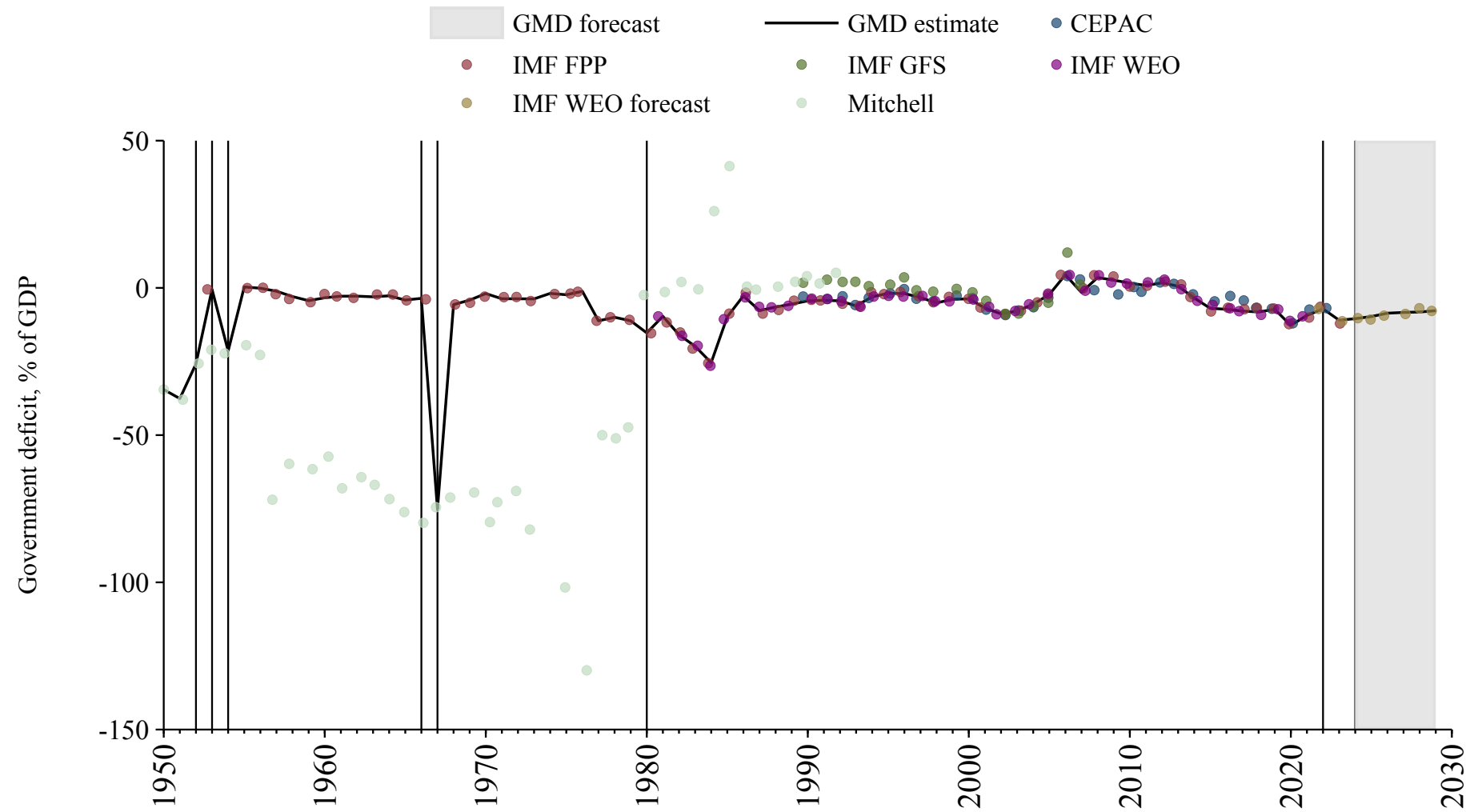
Bhutan

Source	Time span	Notes
WEO (2024a)	1981 - 2022	Baseline source, overlaps with base year 2018.
Mauro et al. (2015)	2023 - 2023	Spliced using overlapping data in 2024.
WEO (2024b)	2024 - 2029	Spliced using overlapping data in 2020.



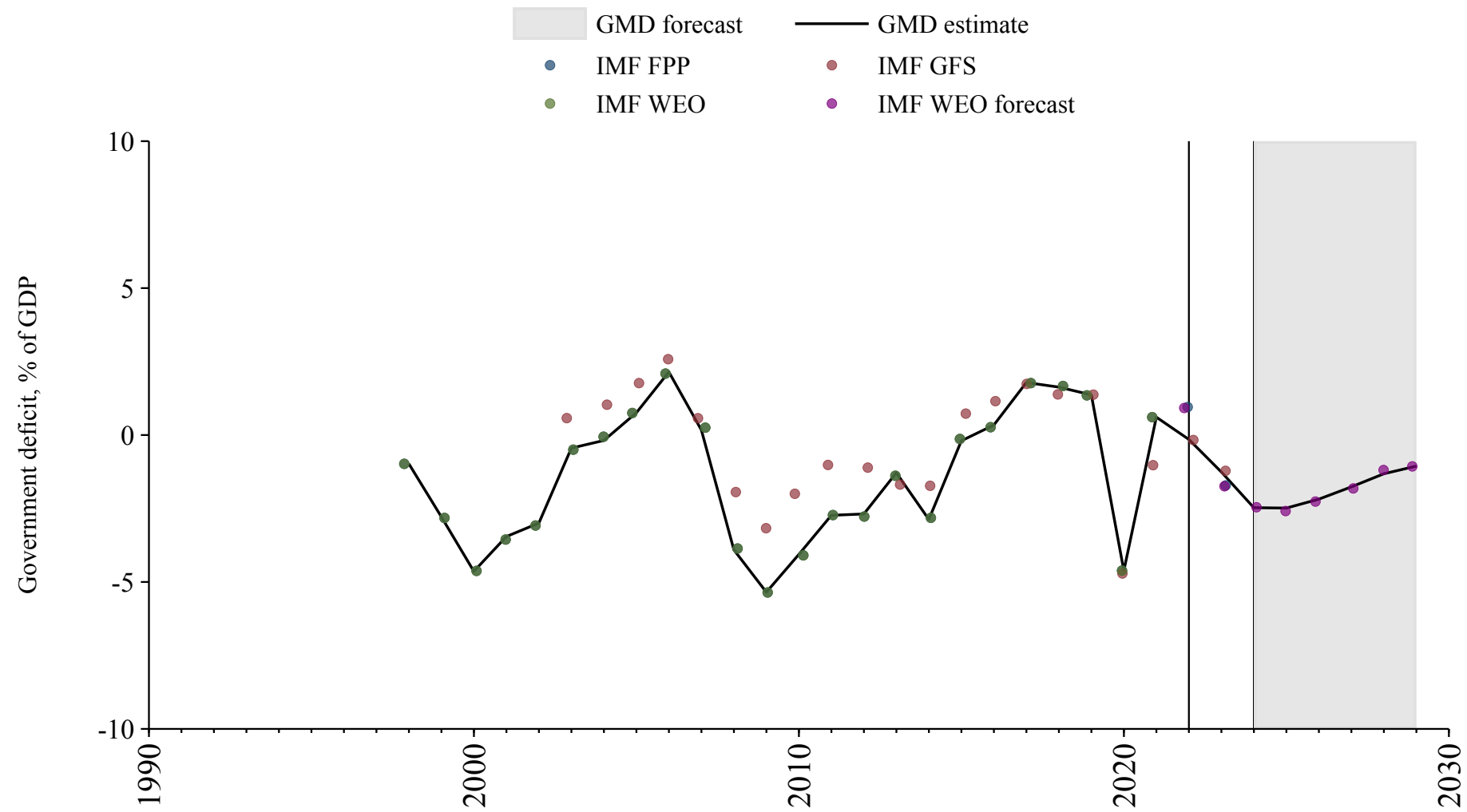
Bolivia

Source	Time span	Notes
Mitchell (2013)	1950 - 1952	Spliced using overlapping data in 1953.
Mauro et al. (2015)	1953 - 1953	Spliced using overlapping data in 1954.
Mitchell (2013)	1954 - 1954	Spliced using overlapping data in 1955.
Mauro et al. (2015)	1955 - 1966	Spliced using overlapping data in 1967.
Mitchell (2013)	1967 - 1967	Spliced using overlapping data in 1968.
Mauro et al. (2015)	1968 - 1980	Spliced using overlapping data in 1981.
WEO (2024a)	1981 - 2021	Baseline source, overlaps with base year 2018.
Mauro et al. (2015)	2022 - 2023	Spliced using overlapping data in 2024.
WEO (2024b)	2024 - 2029	Spliced using overlapping data in 2030.



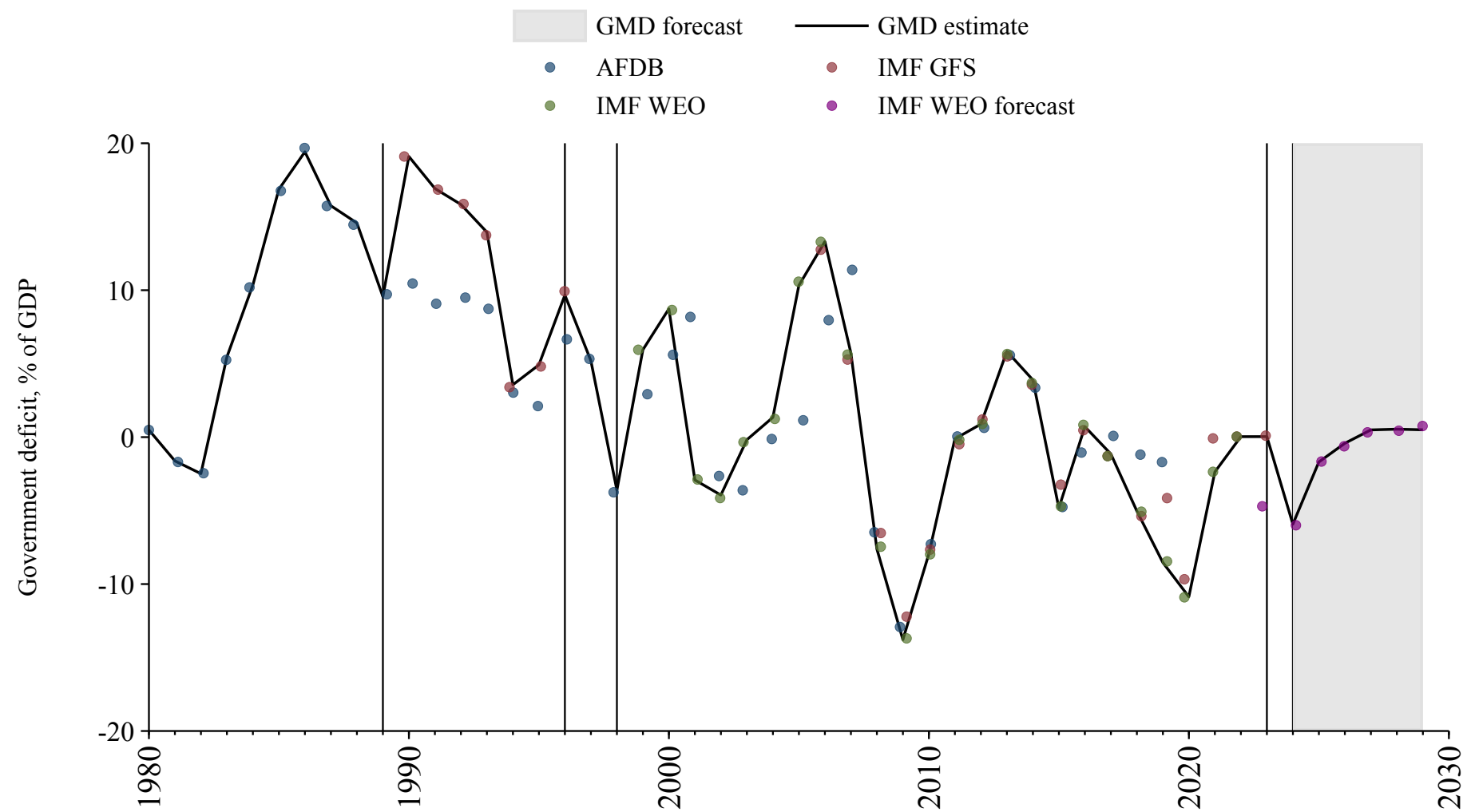
Bosnia and Herzegovina

Source	Time span	Notes
WEO (2024a)	1998 - 2021	Baseline source, overlaps with base year 2018.
International Monetary Fund (2024)	2022 - 2023	Spliced using overlapping data in 2024.
WEO (2024b)	2024 - 2029	Spliced using overlapping data in 2030.



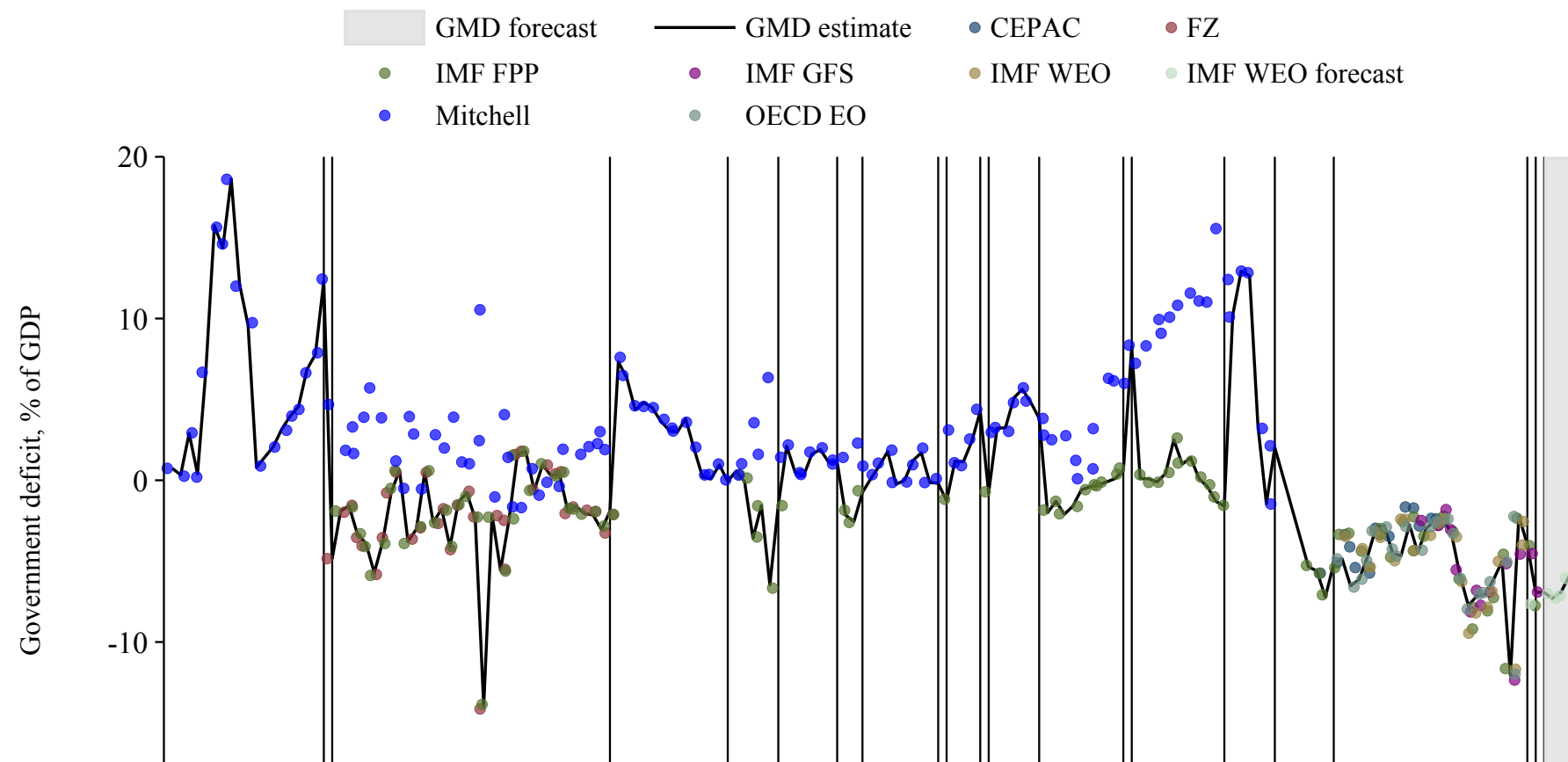
Botswana

Source	Time span	Notes
Bank (2024)	1980 - 1989	Spliced using overlapping data in 1990.
International Monetary Fund (2024)	1990 - 1996	Spliced using overlapping data in 1997.
Bank (2024)	1997 - 1998	Spliced using overlapping data in 1999.
WEO (2024a)	1999 - 2022	Baseline source, overlaps with base year 2018.
International Monetary Fund (2024)	2023 - 2023	Spliced using overlapping data in 2024.
WEO (2024b)	2024 - 2029	Spliced using overlapping data in 2030.



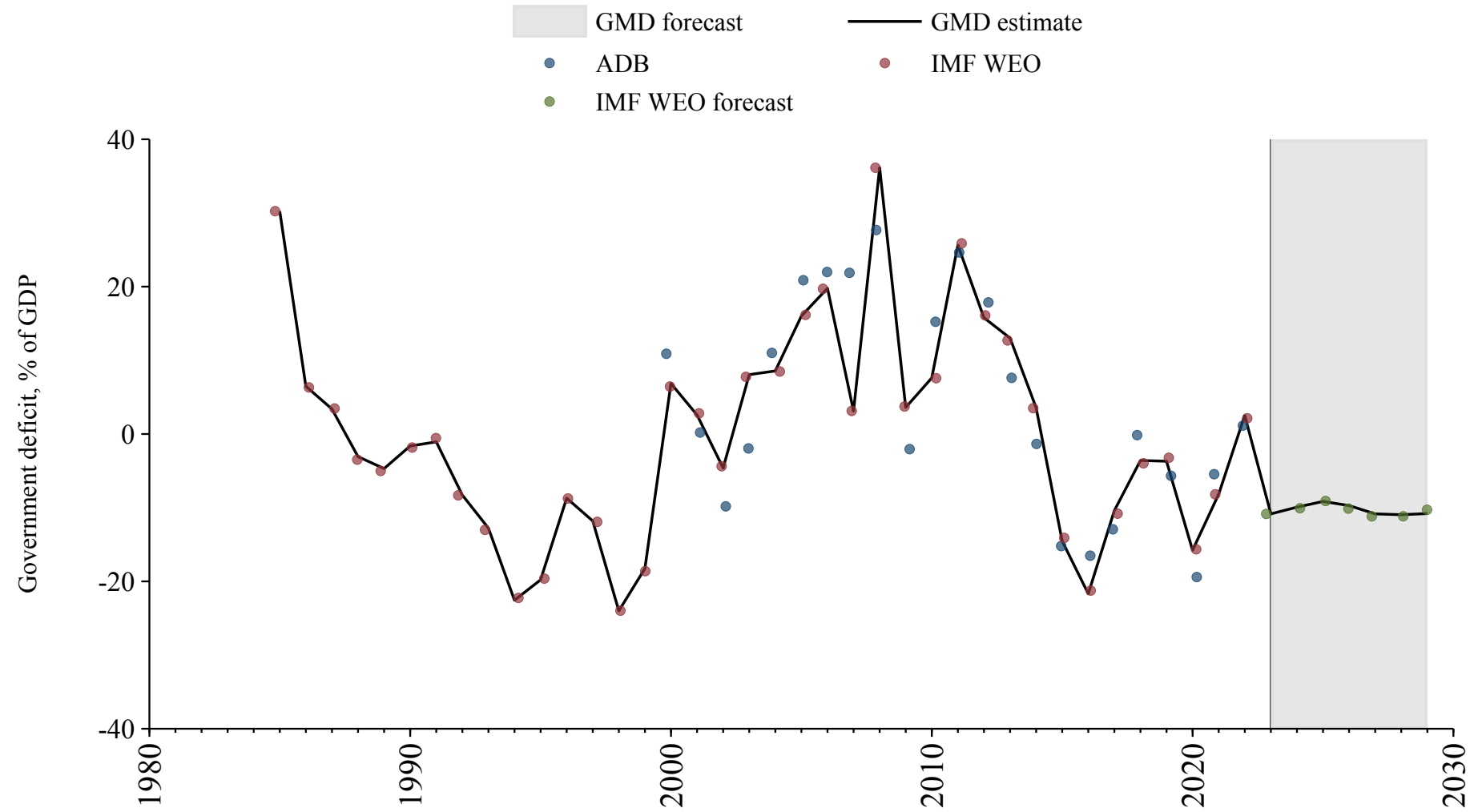
Brazil

Source	Time span	Notes
Mitchell (2013)	1861 - 1879	Spliced using overlapping data in 1880.
Flandreau and Zumer (2009)	1880 - 1880	Spliced using overlapping data in 1881.
Mauro et al. (2015)	1881 - 1913	Spliced using overlapping data in 1914.
Mitchell (2013)	1914 - 1927	Spliced using overlapping data in 1928.
Mauro et al. (2015)	1928 - 1933	Spliced using overlapping data in 1934.
Mitchell (2013)	1934 - 1940	Spliced using overlapping data in 1941.
Mauro et al. (2015)	1941 - 1943	Spliced using overlapping data in 1944.
Mitchell (2013)	1944 - 1952	Spliced using overlapping data in 1953.
Mauro et al. (2015)	1953 - 1953	Spliced using overlapping data in 1954.
Mitchell (2013)	1954 - 1957	Spliced using overlapping data in 1958.
Mauro et al. (2015)	1958 - 1958	Spliced using overlapping data in 1959.
Mitchell (2013)	1959 - 1964	Spliced using overlapping data in 1965.
Mauro et al. (2015)	1965 - 1974	Spliced using overlapping data in 1975.
Mitchell (2013)	1975 - 1975	Spliced using overlapping data in 1976.
Mauro et al. (2015)	1976 - 1986	Spliced using overlapping data in 1987.
Mitchell (2013)	1987 - 1992	Spliced using overlapping data in 1993.
Mauro et al. (2015)	1993 - 1999	Spliced using overlapping data in 2000.
OECD Economic Outlook (2024)	2000 - 2021	Baseline source, overlaps with base year 2018.
WEO (2024a)	2022 - 2022	Spliced using overlapping data in 2023.
International Monetary Fund (2024)	2023 - 2023	Spliced using overlapping data in 2024.
WEO (2024b)	2024 - 2029	Spliced using overlapping data in 2030.



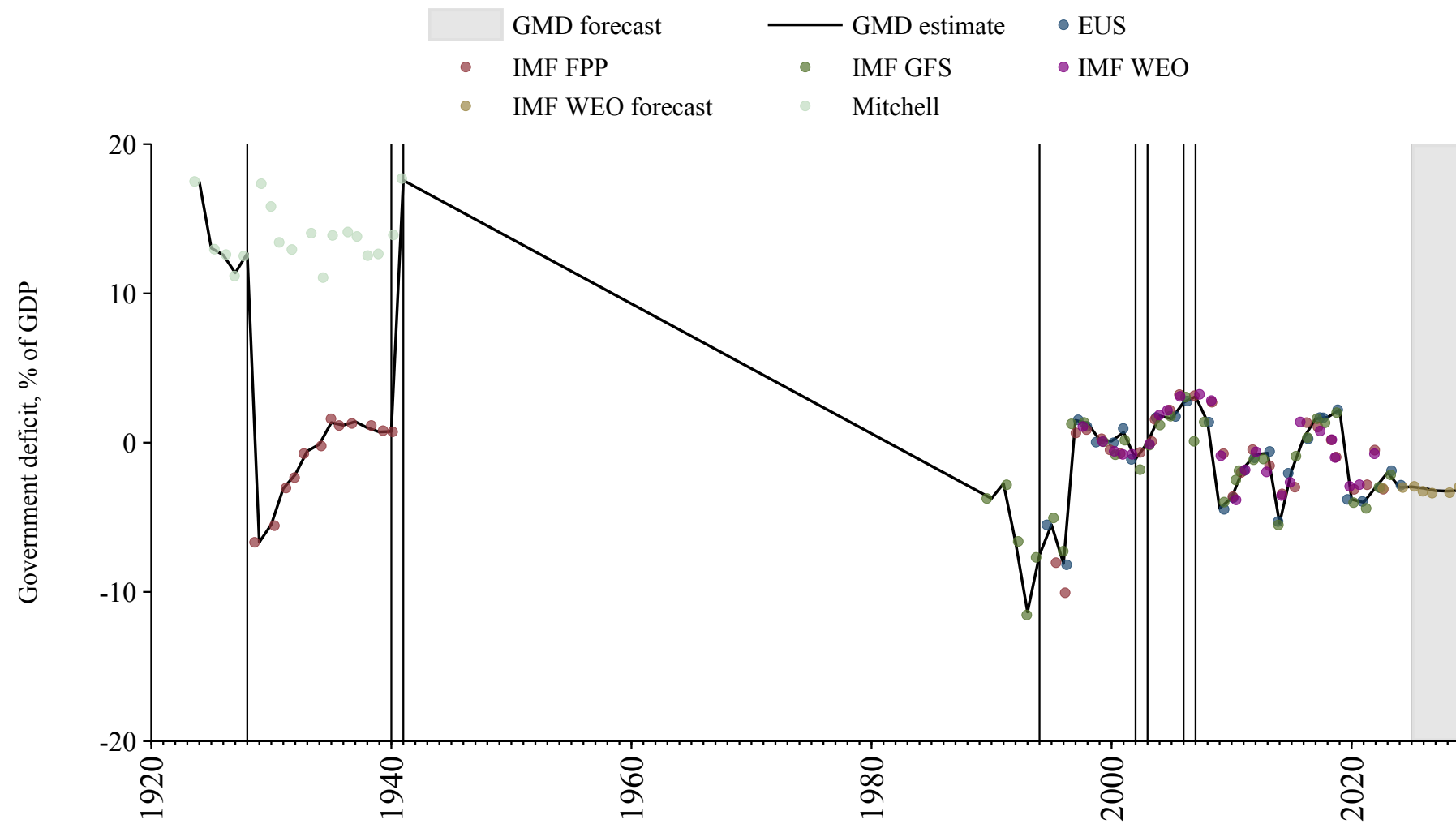
Brunei

Source	Time span	Notes
WEO (2024a)	1985 - 2022	Baseline source, overlaps with base year 2018.
WEO (2024b)	2023 - 2029	Spliced using overlapping data in 2030.



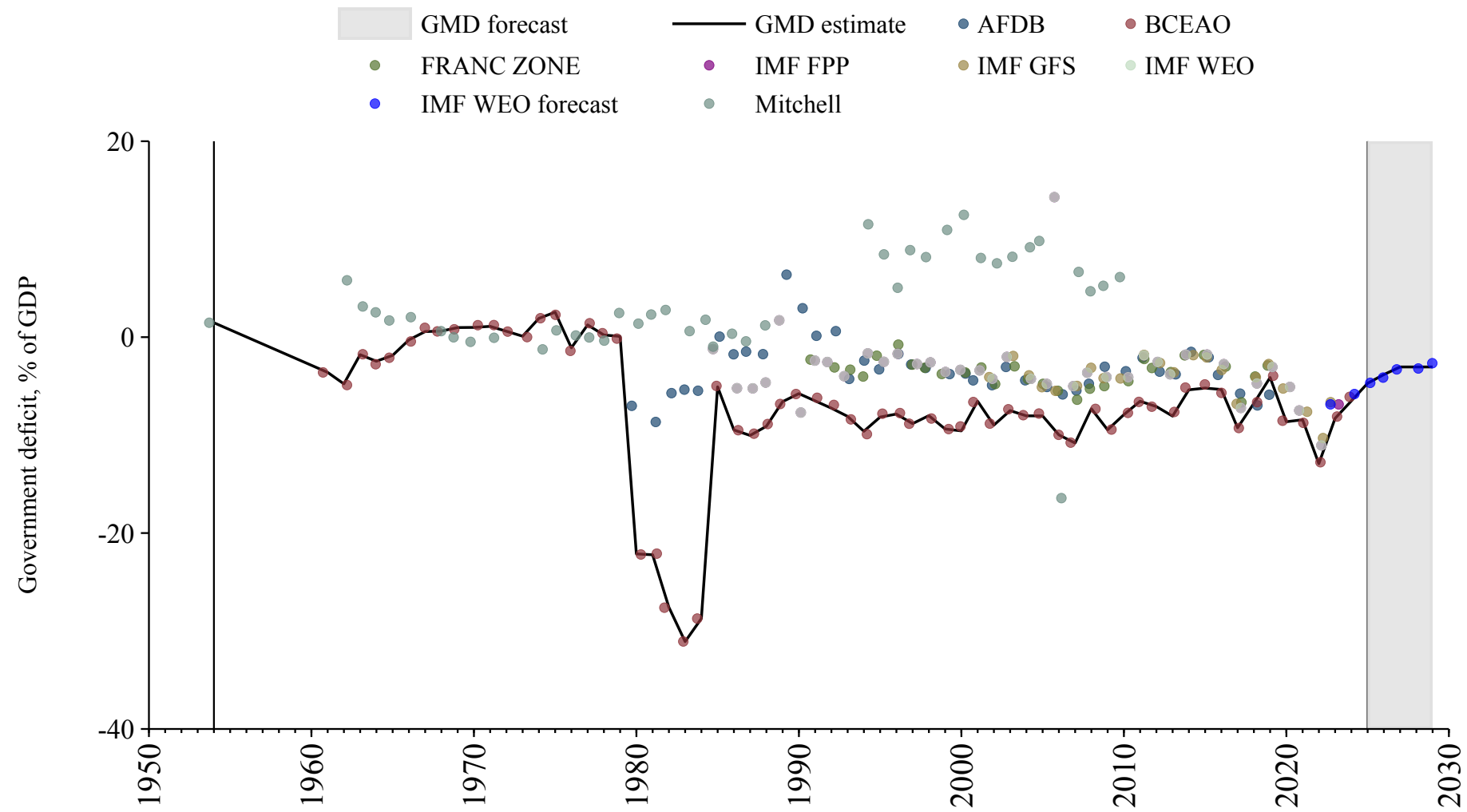
Bulgaria

Source	Time span	Notes
Mitchell (2013)	1924 - 1928	Spliced using overlapping data in 1929.
Mauro et al. (2015)	1929 - 1940	Spliced using overlapping data in 1941.
Mitchell (2013)	1941 - 1941	Spliced using overlapping data in 1942.
International Monetary Fund (2024)	1942 - 1994	Spliced using overlapping data in 1995.
Commission (2024)	1995 - 2002	Spliced using overlapping data in 2003.
WEO (2024a)	2003 - 2003	Spliced using overlapping data in 2004.
Commission (2024)	2004 - 2006	Spliced using overlapping data in 2007.
WEO (2024a)	2007 - 2007	Spliced using overlapping data in 2008.
Commission (2024)	2008 - 2024	Baseline source, overlaps with base year 2018.
WEO (2024b)	2025 - 2029	Spliced using overlapping data in 2030.



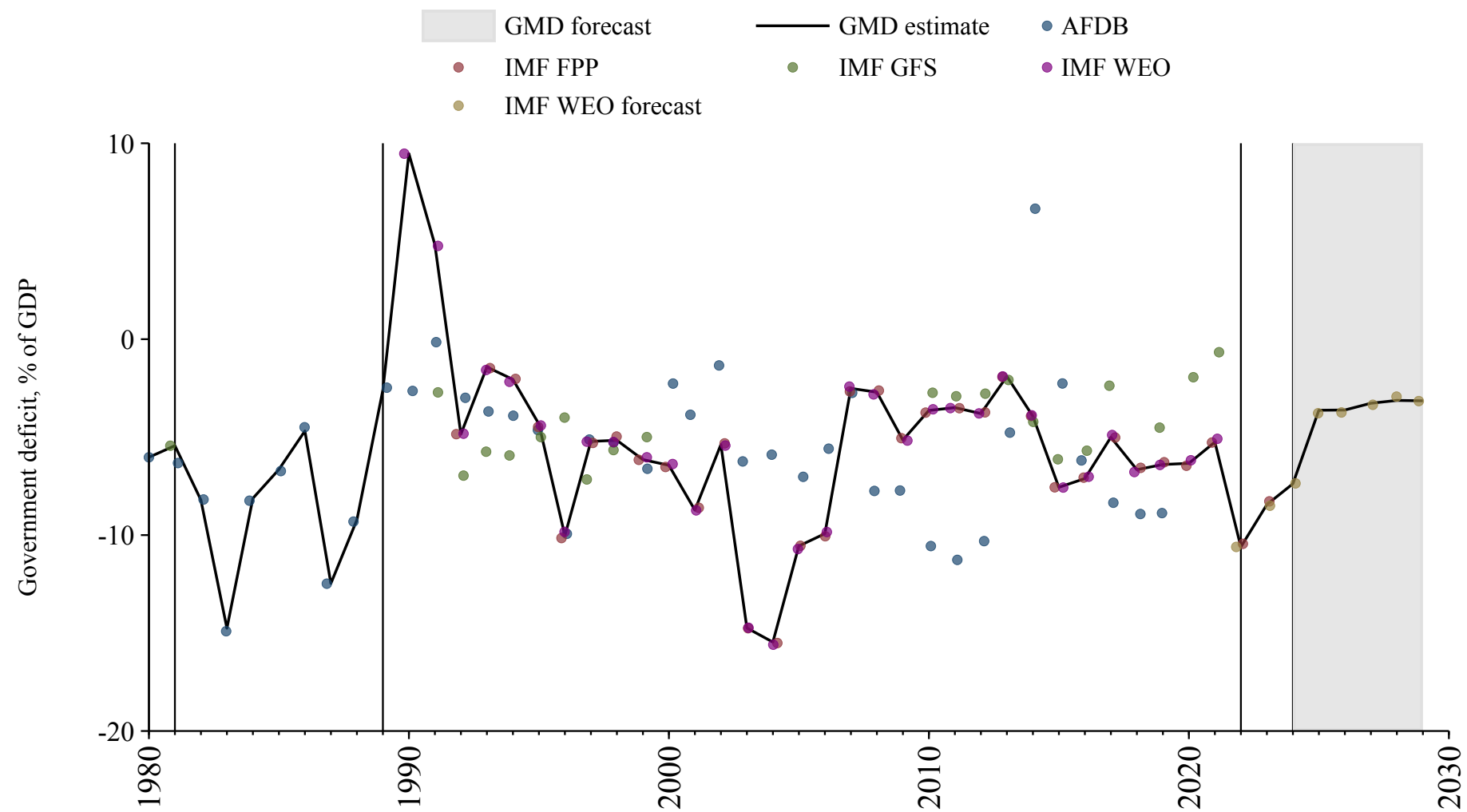
Burkina Faso

Source	Time span	Notes
Mitchell (2013)	1954 - 1954	Spliced using overlapping data in 1955.
Banque centrale des États de l'Afrique de l'Ouest (2024)	1955 - 2024	Baseline source, overlaps with base year 2018.
WEO (2024b)	2025 - 2029	Spliced using overlapping data in 2030.



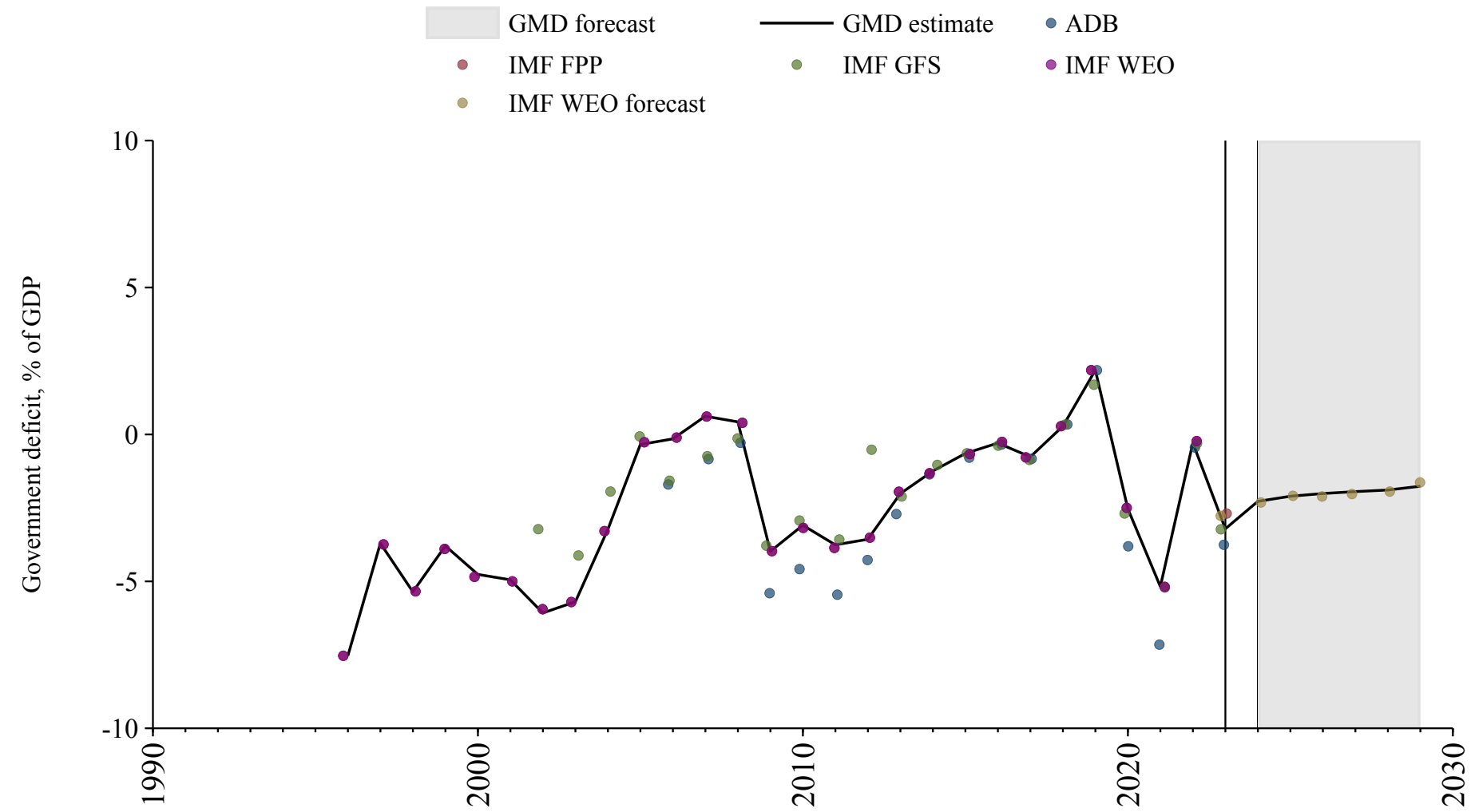
Burundi

Source	Time span	Notes
Bank (2024)	1980 - 1980	Spliced using overlapping data in 1981.
International Monetary Fund (2024)	1981 - 1981	Spliced using overlapping data in 1982.
Bank (2024)	1982 - 1989	Spliced using overlapping data in 1990.
WEO (2024a)	1990 - 2021	Baseline source, overlaps with base year 2018.
Mauro et al. (2015)	2022 - 2023	Spliced using overlapping data in 2024.
WEO (2024b)	2024 - 2029	Spliced using overlapping data in 2030.



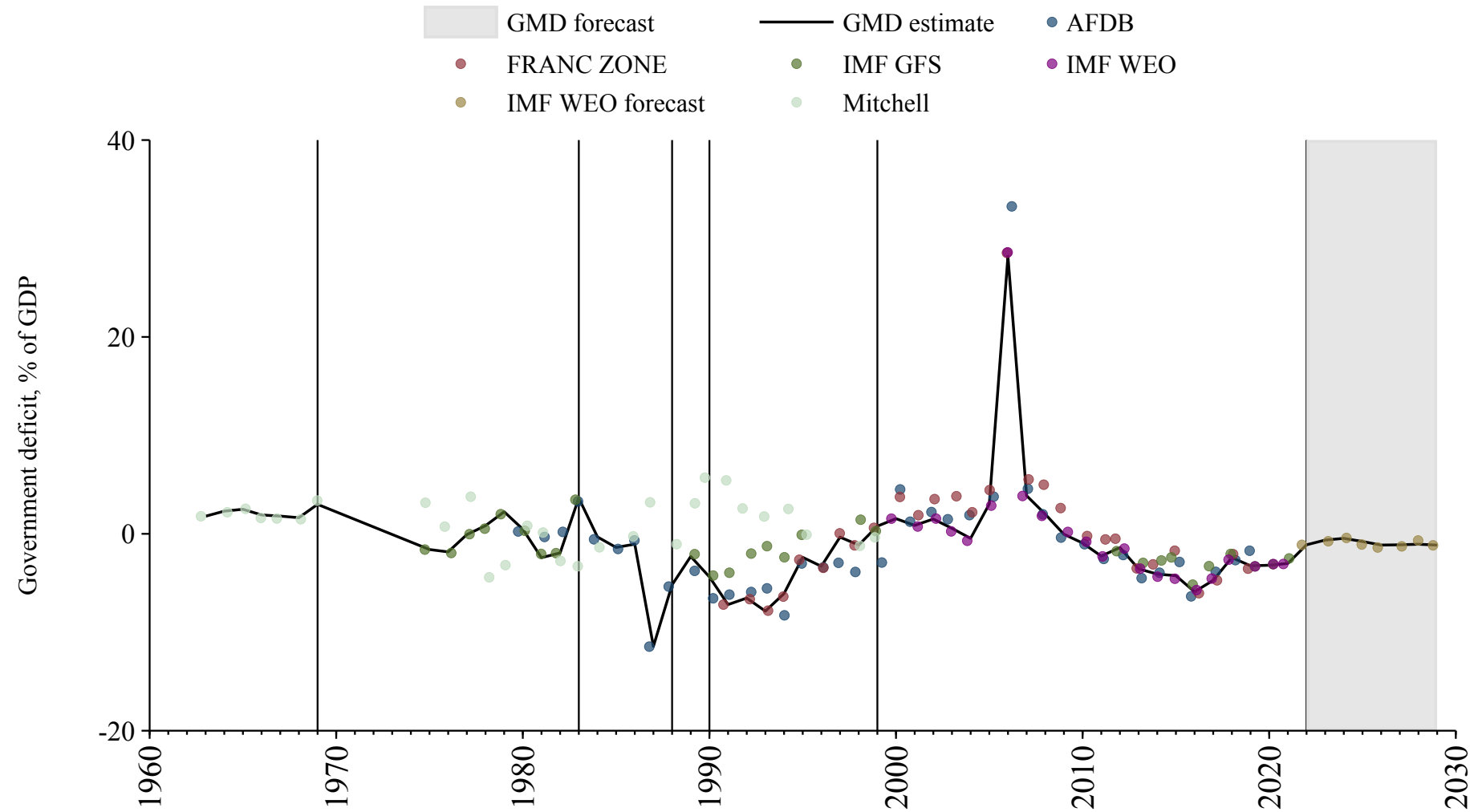
Cambodia

Source	Time span	Notes
WEO (2024a)	1996 - 2022	Baseline source, overlaps with base year 2018.
International Monetary Fund (2024)	2023 - 2023	Spliced using overlapping data in 2024.
WEO (2024b)	2024 - 2029	Spliced using overlapping data in 2030.



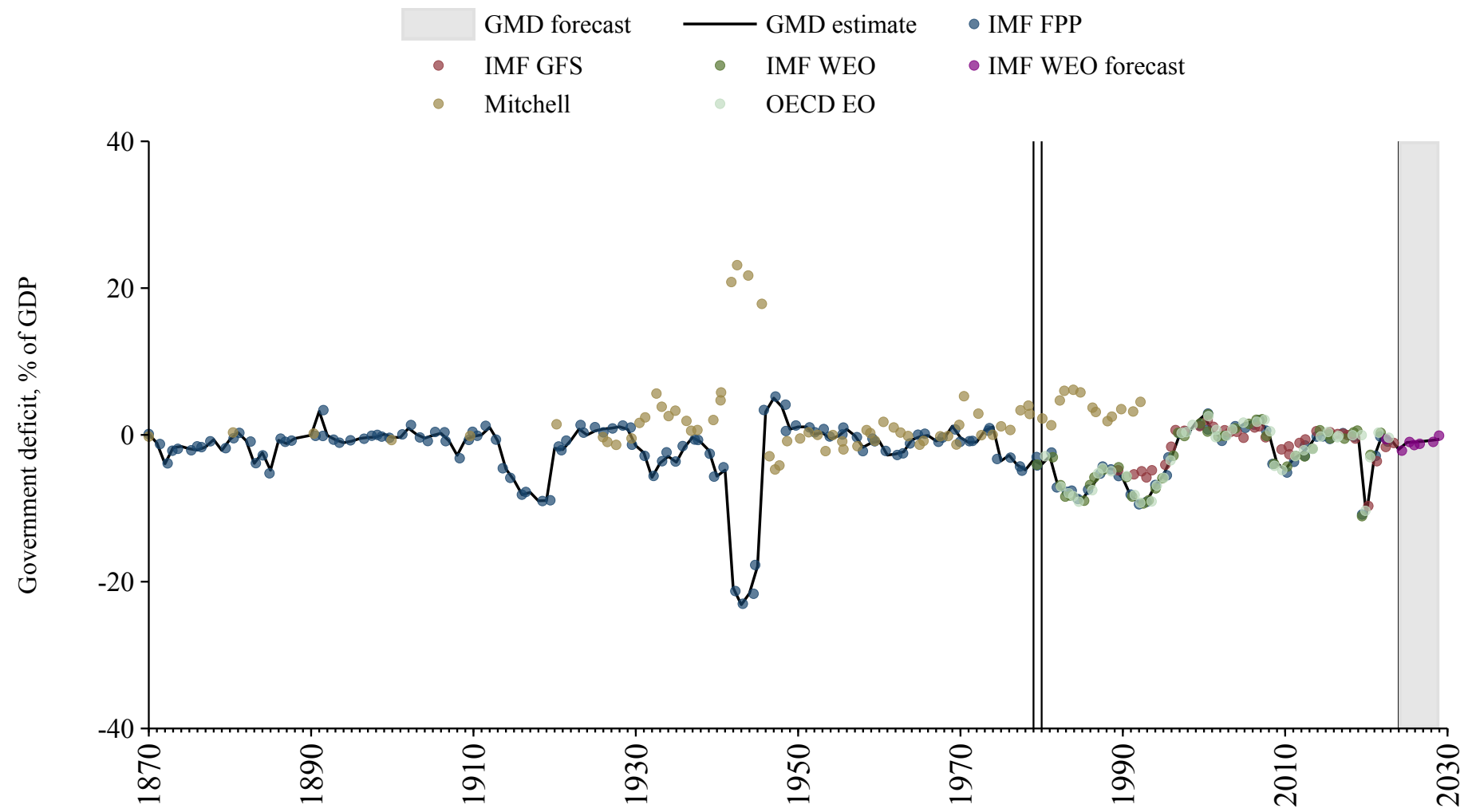
Cameroon

Source	Time span	Notes
Mitchell (2013)	1963 - 1969	Spliced using overlapping data in 1970.
International Monetary Fund (2024)	1970 - 1983	Spliced using overlapping data in 1984.
Bank (2024)	1984 - 1988	Spliced using overlapping data in 1989.
International Monetary Fund (2024)	1989 - 1990	Spliced using overlapping data in 1991.
Banque de France (2024)	1991 - 1999	Spliced using overlapping data in 2000.
WEO (2024a)	2000 - 2021	Baseline source, overlaps with base year 2018.
WEO (2024b)	2022 - 2029	Spliced using overlapping data in 2030.



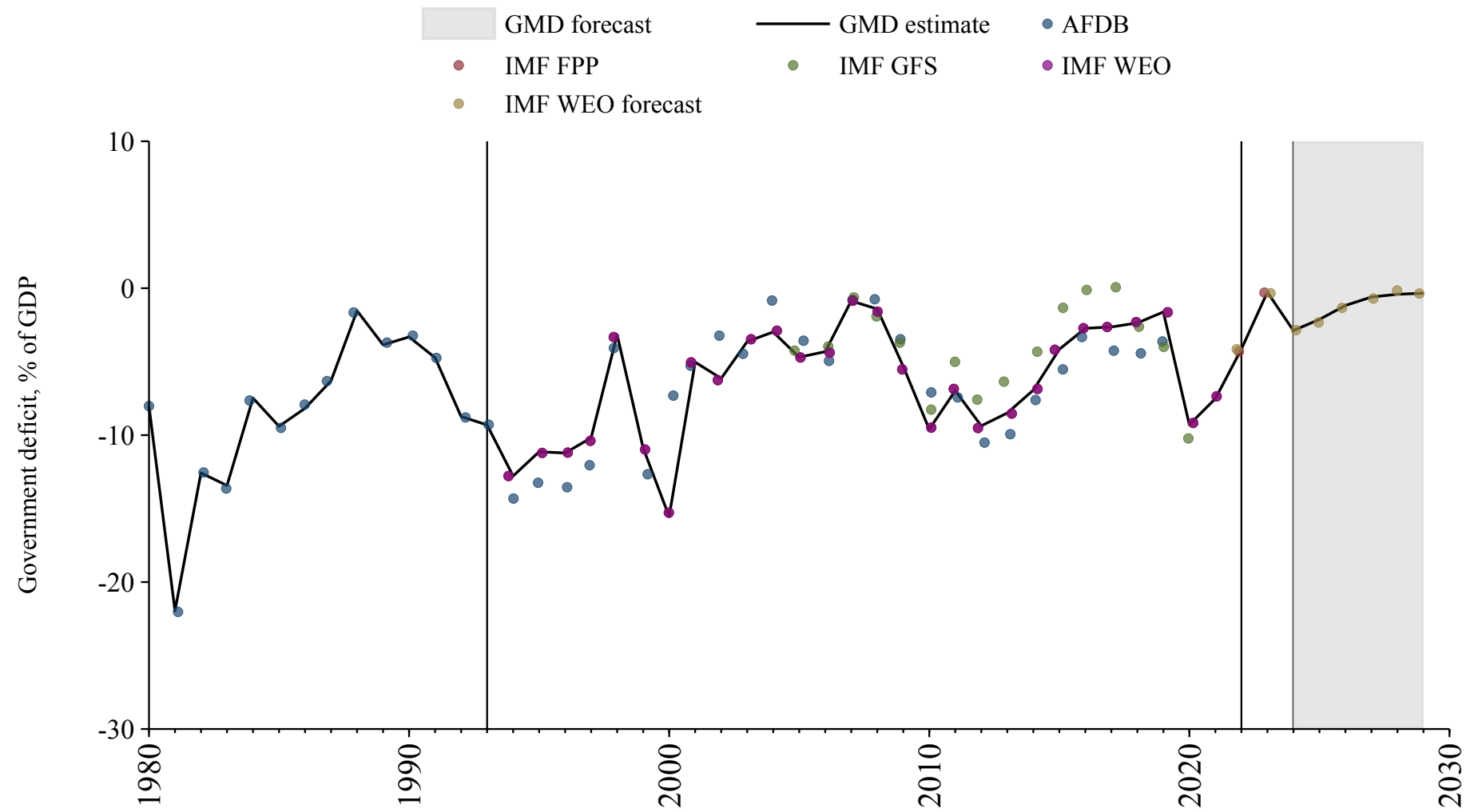
Canada

Source	Time span	Notes
Mauro et al. (2015)	1870 - 1979	Spliced using overlapping data in 1980.
WEO (2024a)	1980 - 1980	Spliced using overlapping data in 1981.
OECD Economic Outlook (2024)	1981 - 2023	Baseline source, overlaps with base year 2018.
WEO (2024b)	2024 - 2029	Spliced using overlapping data in 2030.



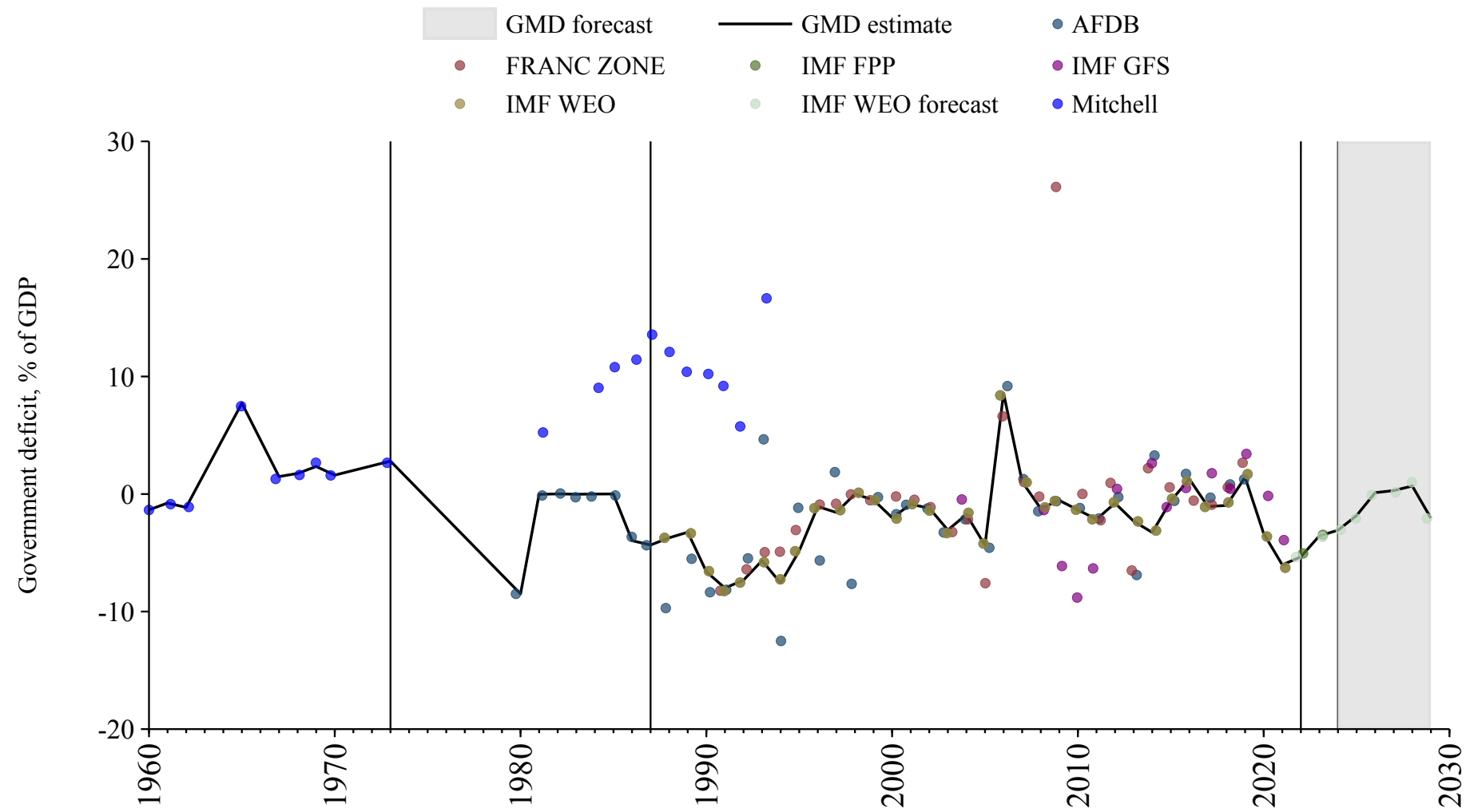
Cape Verde

Source	Time span	Notes
Bank (2024)	1980 - 1993	Spliced using overlapping data in 1994.
WEO (2024a)	1994 - 2021	Baseline source, overlaps with base year 2018.
Mauro et al. (2015)	2022 - 2023	Spliced using overlapping data in 2024.
WEO (2024b)	2024 - 2029	Spliced using overlapping data in 2030.



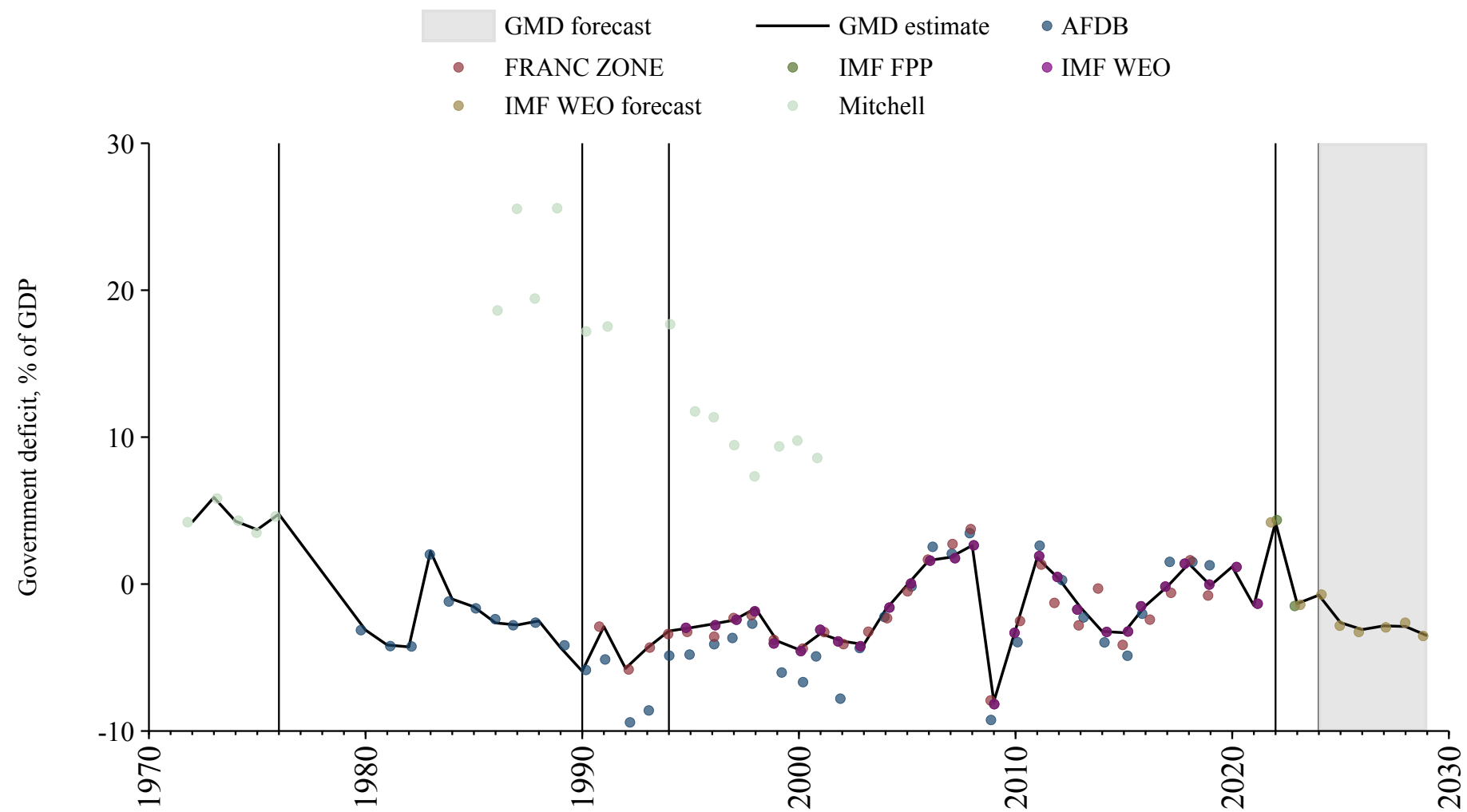
Central African Republic

Source	Time span	Notes
Mitchell (2013)	1960 - 1973	Spliced using overlapping data in 1974.
Bank (2024)	1974 - 1987	Spliced using overlapping data in 1988.
WEO (2024a)	1988 - 2021	Baseline source, overlaps with base year 2018.
Mauro et al. (2015)	2022 - 2023	Spliced using overlapping data in 2024.
WEO (2024b)	2024 - 2029	Spliced using overlapping data in 2030.



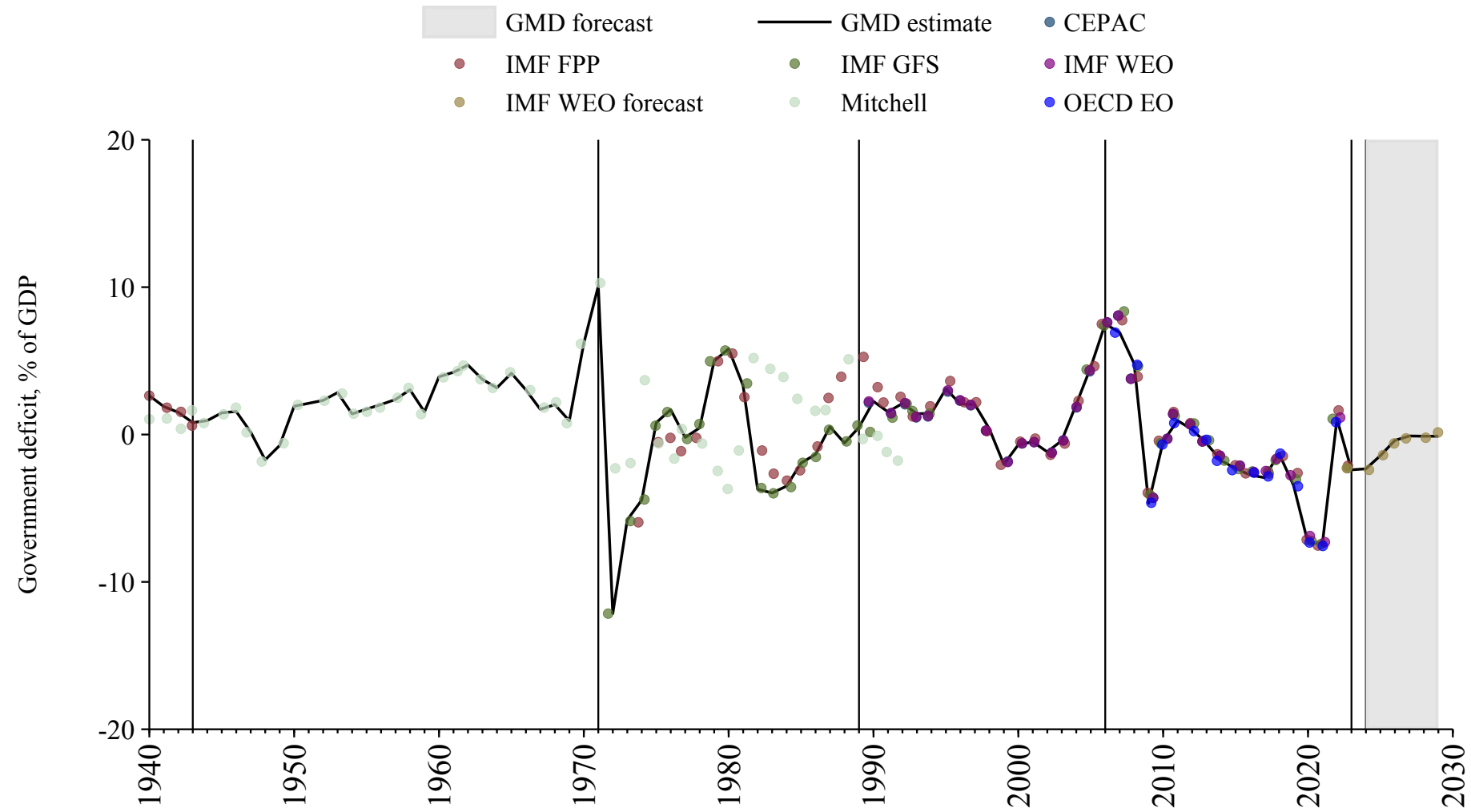
Chad

Source	Time span	Notes
Mitchell (2013)	1972 - 1976	Spliced using overlapping data in 1977.
Bank (2024)	1977 - 1990	Spliced using overlapping data in 1991.
Banque de France (2024)	1991 - 1994	Spliced using overlapping data in 1995.
WEO (2024a)	1995 - 2021	Baseline source, overlaps with base year 2018.
Mauro et al. (2015)	2022 - 2023	Spliced using overlapping data in 2024.
WEO (2024b)	2024 - 2029	Spliced using overlapping data in 2030.



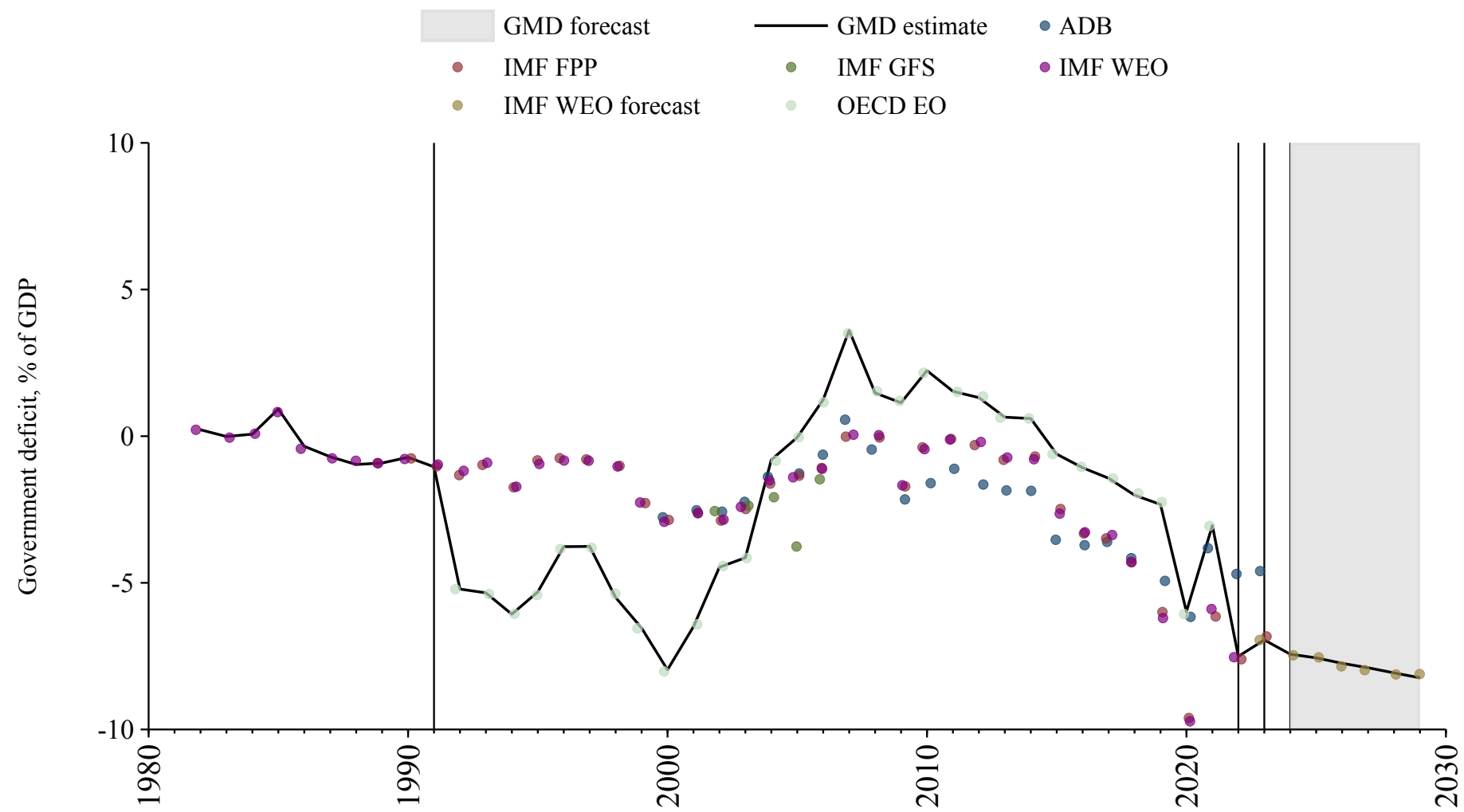
Chile

Source	Time span	Notes
Mauro et al. (2015)	1940 - 1943	Spliced using overlapping data in 1944.
Mitchell (2013)	1944 - 1971	Spliced using overlapping data in 1972.
International Monetary Fund (2024)	1972 - 1989	Spliced using overlapping data in 1990.
WEO (2024a)	1990 - 2006	Spliced using overlapping data in 2007.
OECD Economic Outlook (2024)	2007 - 2022	Baseline source, overlaps with base year 2018.
International Monetary Fund (2024)	2023 - 2023	Spliced using overlapping data in 2024.
WEO (2024b)	2024 - 2029	Spliced using overlapping data in 2030.



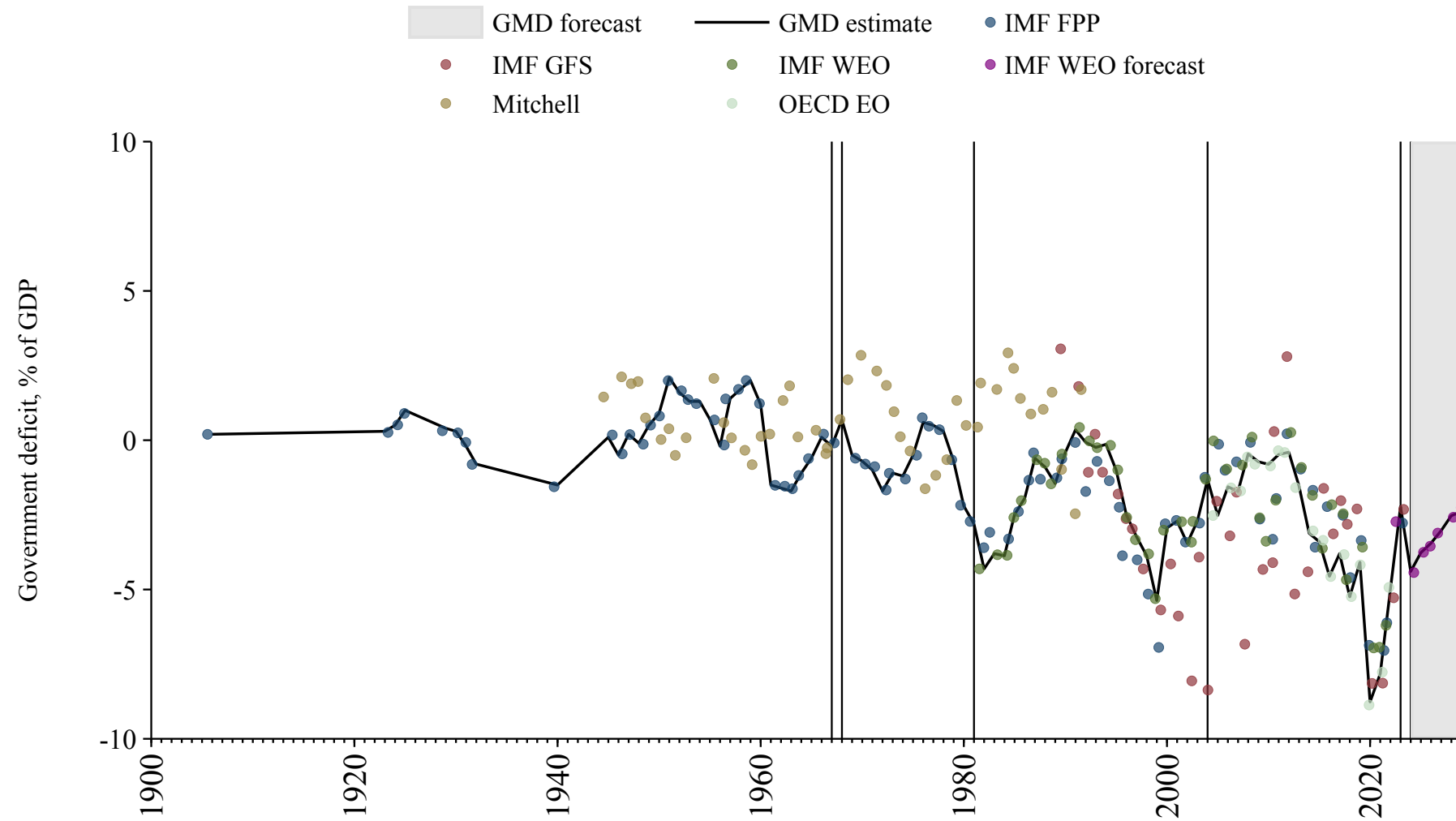
China

Source	Time span	Notes
WEO (2024a)	1982 - 1991	Spliced using overlapping data in 1992.
OECD Economic Outlook (2024)	1992 - 2021	Baseline source, overlaps with base year 2018.
WEO (2024a)	2022 - 2022	Spliced using overlapping data in 2023.
Mauro et al. (2015)	2023 - 2023	Spliced using overlapping data in 2024.
WEO (2024b)	2024 - 2029	Spliced using overlapping data in 2030.



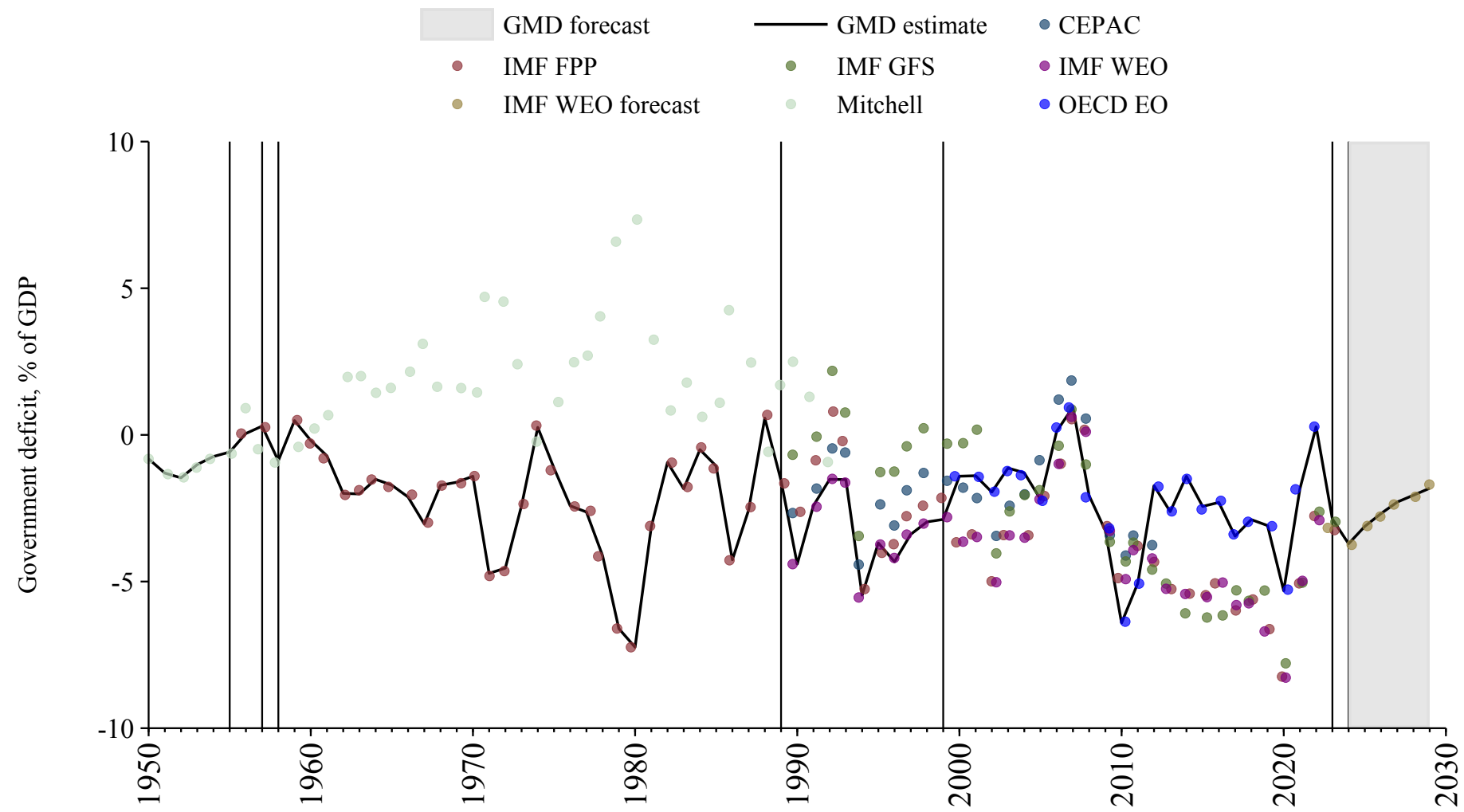
Colombia

Source	Time span	Notes
Mauro et al. (2015)	1906 - 1967	Spliced using overlapping data in 1968.
Mitchell (2013)	1968 - 1968	Spliced using overlapping data in 1969.
Mauro et al. (2015)	1969 - 1981	Spliced using overlapping data in 1982.
WEO (2024a)	1982 - 2004	Spliced using overlapping data in 2005.
OECD Economic Outlook (2024)	2005 - 2022	Baseline source, overlaps with base year 2018.
International Monetary Fund (2024)	2023 - 2023	Spliced using overlapping data in 2024.
WEO (2024b)	2024 - 2029	Spliced using overlapping data in 2030.



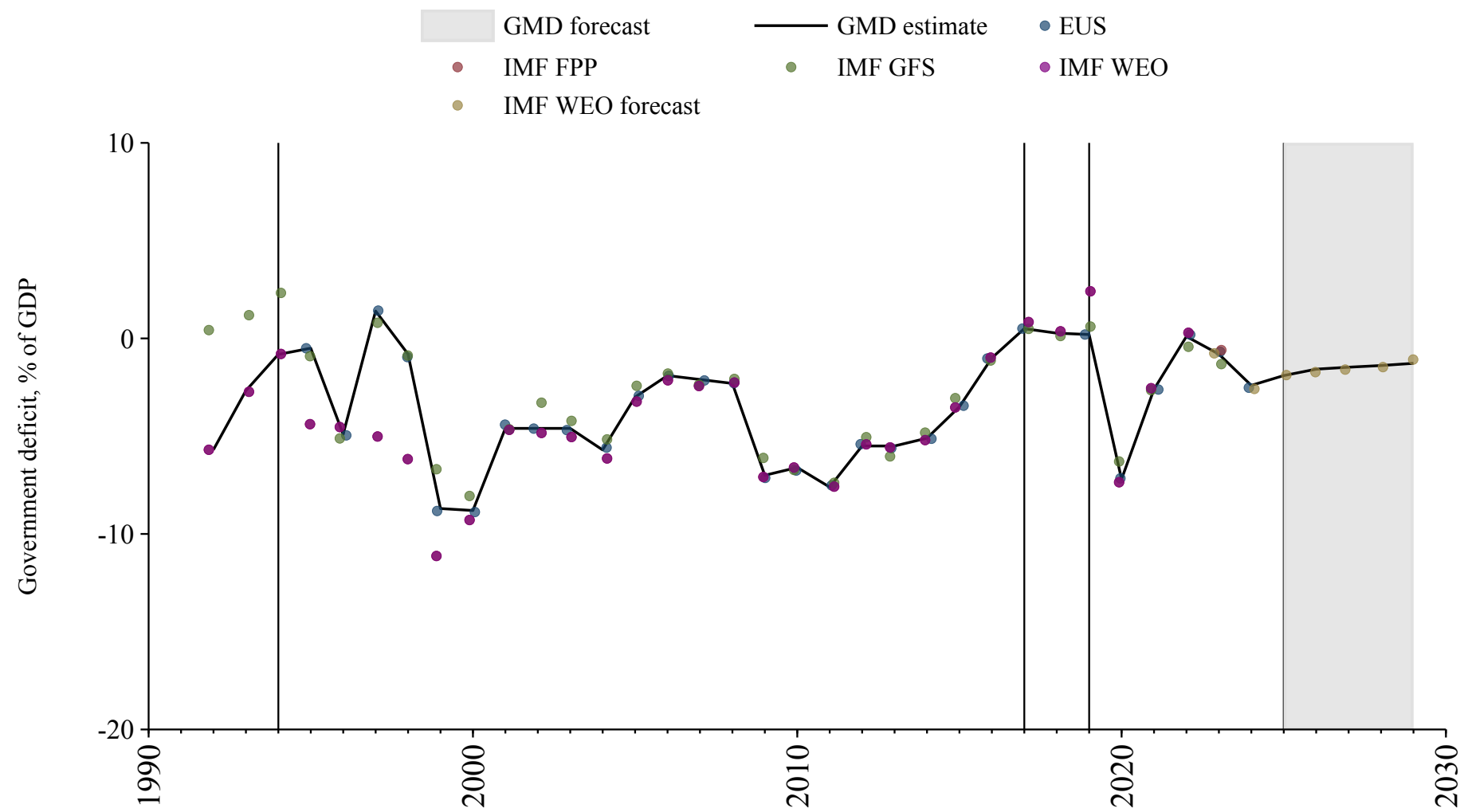
Costa Rica

Source	Time span	Notes
Mitchell (2013)	1950 - 1955	Spliced using overlapping data in 1956.
Mauro et al. (2015)	1956 - 1957	Spliced using overlapping data in 1958.
Mitchell (2013)	1958 - 1958	Spliced using overlapping data in 1959.
Mauro et al. (2015)	1959 - 1989	Spliced using overlapping data in 1990.
WEO (2024a)	1990 - 1999	Spliced using overlapping data in 2000.
OECD Economic Outlook (2024)	2000 - 2022	Baseline source, overlaps with base year 2018.
International Monetary Fund (2024)	2023 - 2023	Spliced using overlapping data in 2024.
WEO (2024b)	2024 - 2029	Spliced using overlapping data in 2030.



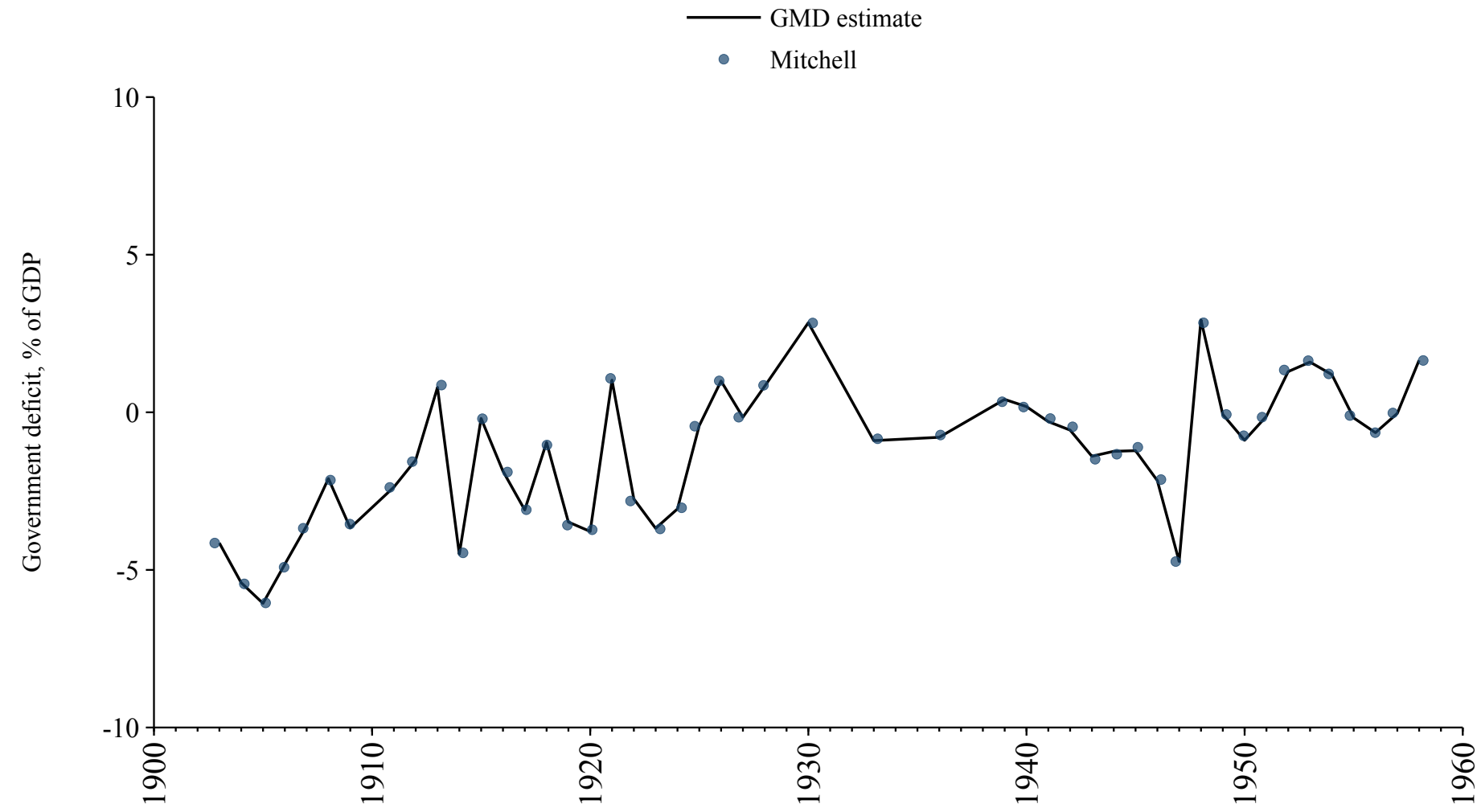
Croatia

Source	Time span	Notes
WEO (2024a)	1992 - 1994	Spliced using overlapping data in 1995.
Commission (2024)	1995 - 2017	Spliced using overlapping data in 2018.
WEO (2024a)	2018 - 2018	Spliced using overlapping data in 2019.
Commission (2024)	2019 - 2024	Spliced using overlapping data in 2025.
WEO (2024b)	2025 - 2029	Spliced using overlapping data in 2030.



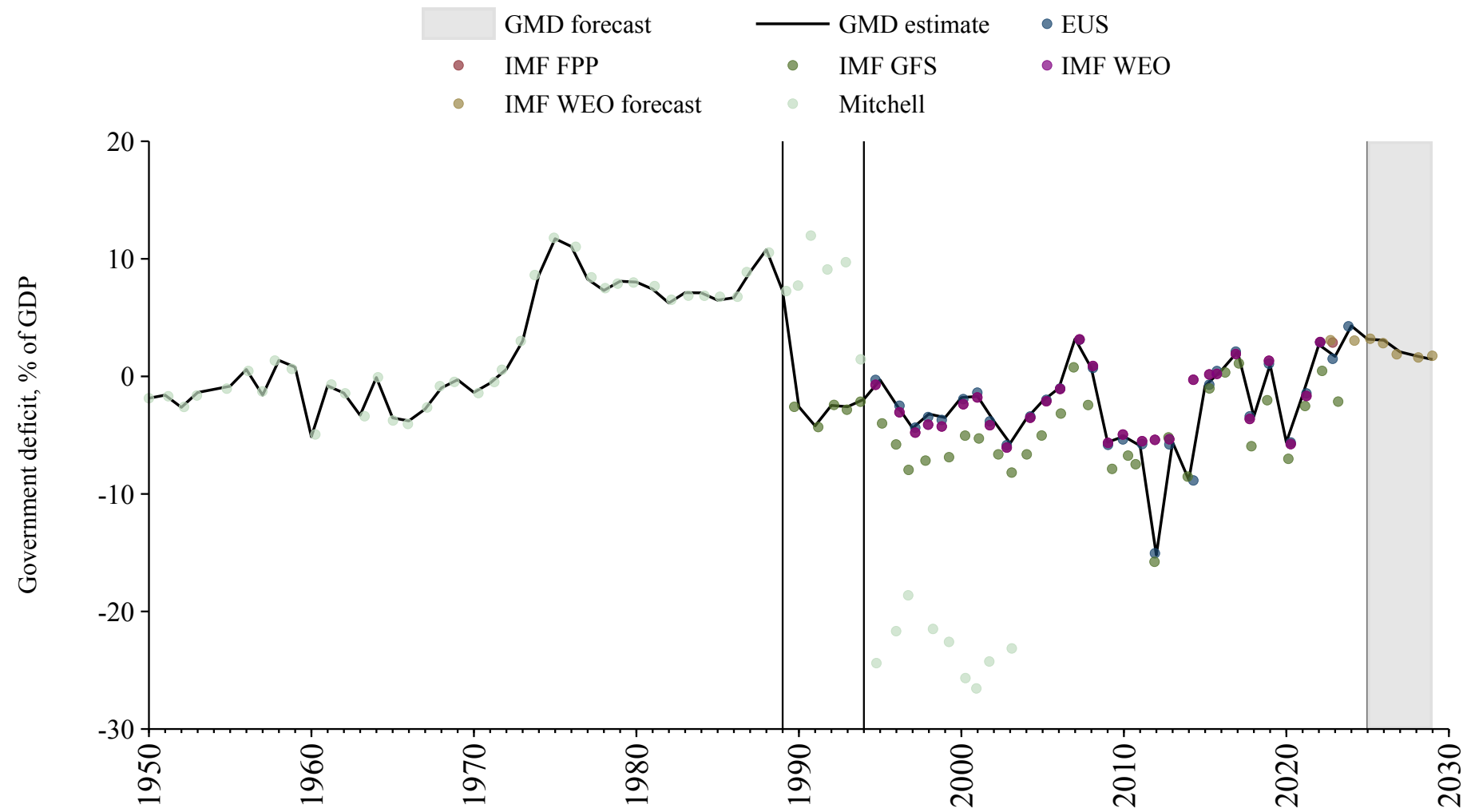
Cuba

Source	Time span	Notes
Mitchell (2013)	1903 - 1958	Spliced using overlapping data in 1959.



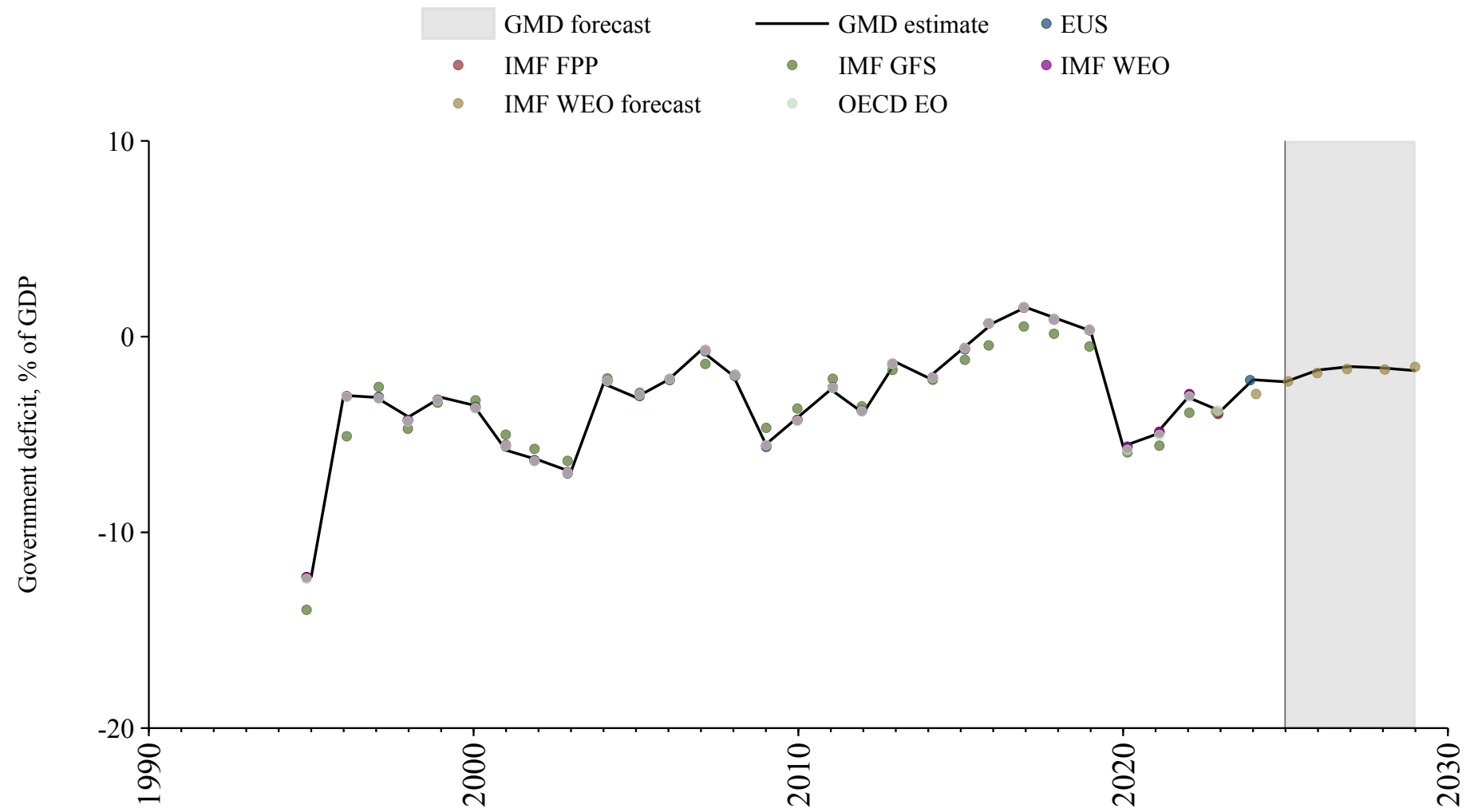
Cyprus

Source	Time span	Notes
Mitchell (2013)	1950 - 1989	Spliced using overlapping data in 1990.
International Monetary Fund (2024)	1990 - 1994	Spliced using overlapping data in 1995.
Commission (2024)	1995 - 2024	Baseline source, overlaps with base year 2018.
WEO (2024b)	2025 - 2029	Spliced using overlapping data in 2030.



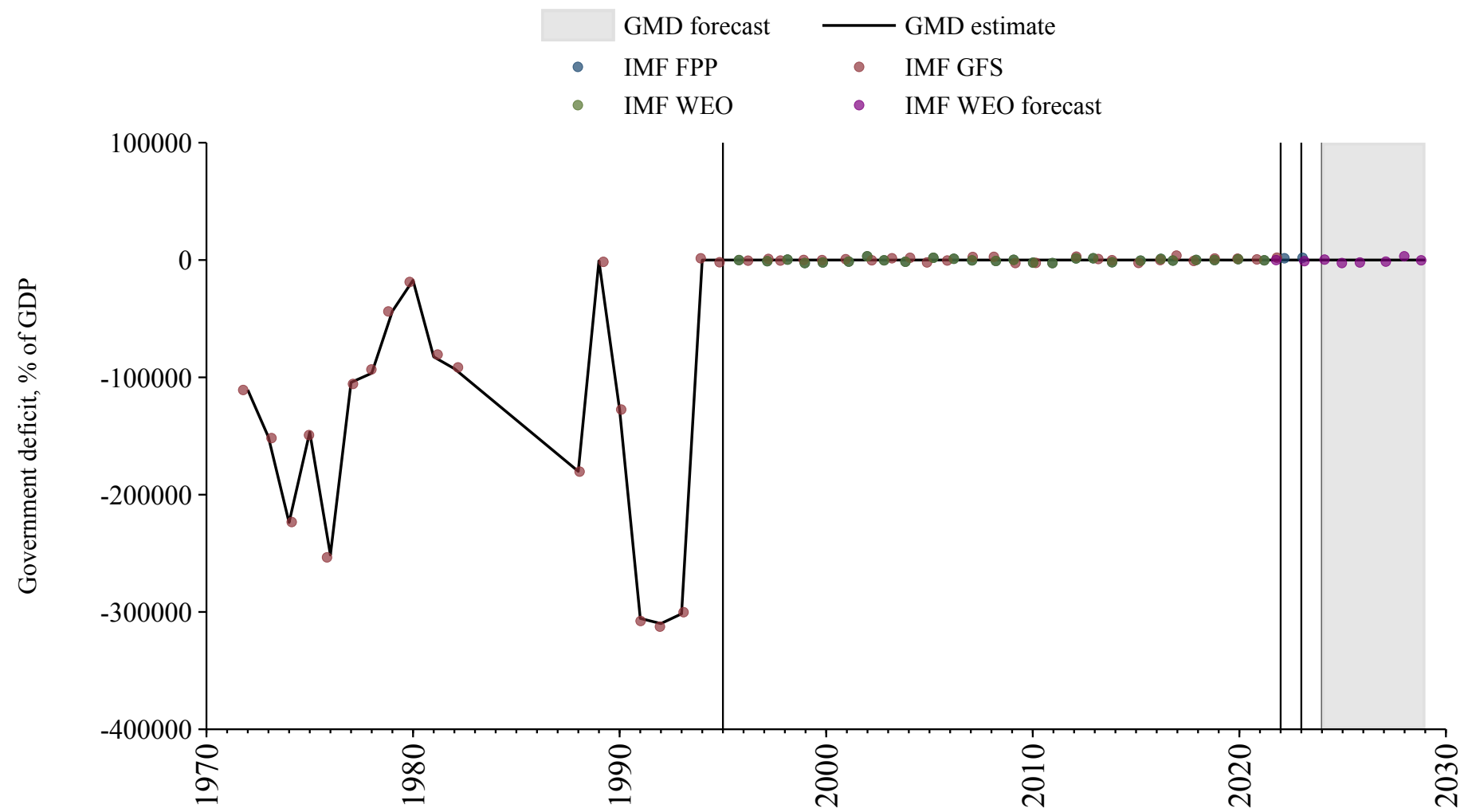
Czech Republic

Source	Time span	Notes
Commission (2024)	1995 - 2024	Baseline source, overlaps with base year 2018.
WEO (2024b)	2025 - 2029	Spliced using overlapping data in 2030.



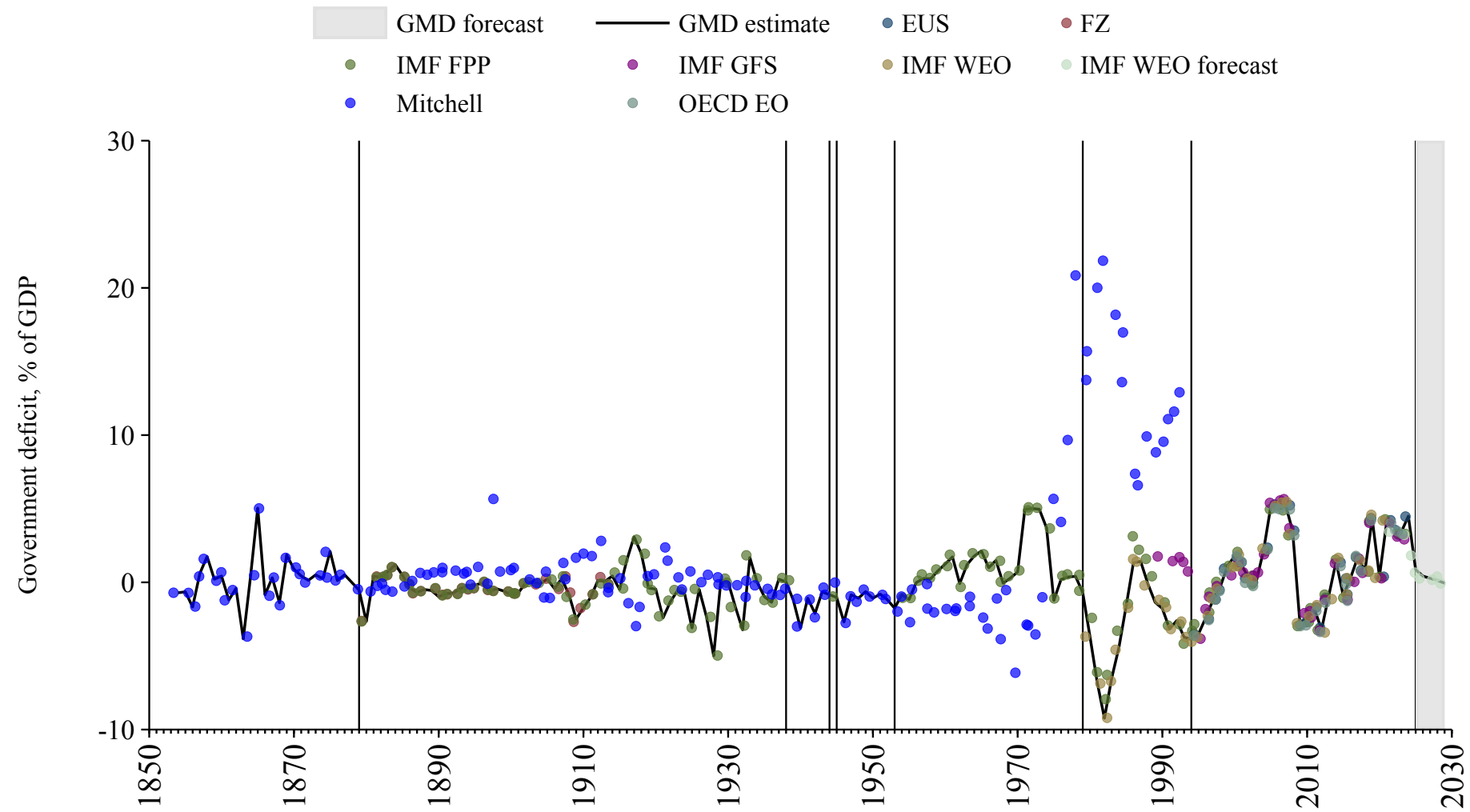
Democratic Republic of the Congo

Source	Time span	Notes
International Monetary Fund (2024)	1972 - 1995	Spliced using overlapping data in 1996.
WEO (2024a)	1996 - 2021	Baseline source, overlaps with base year 2018.
International Monetary Fund (2024)	2022 - 2022	Spliced using overlapping data in 2023.
Mauro et al. (2015)	2023 - 2023	Spliced using overlapping data in 2024.
WEO (2024b)	2024 - 2029	Spliced using overlapping data in 2030.



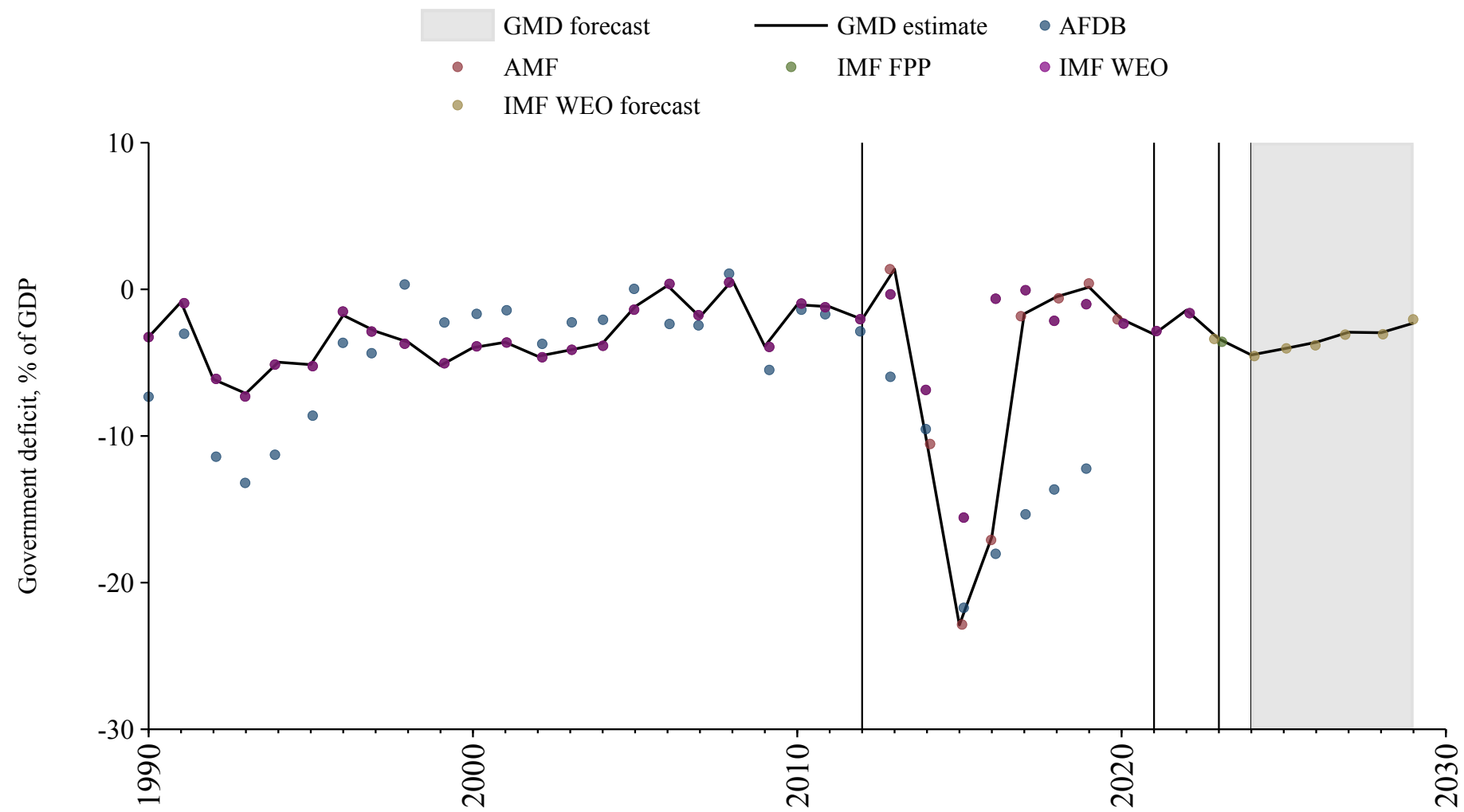
Denmark

Source	Time span	Notes
Mitchell (2013)	1854 - 1879	Spliced using overlapping data in 1880.
Mauro et al. (2015)	1880 - 1938	Spliced using overlapping data in 1939.
Mitchell (2013)	1939 - 1944	Spliced using overlapping data in 1945.
Mauro et al. (2015)	1945 - 1945	Spliced using overlapping data in 1946.
Mitchell (2013)	1946 - 1953	Spliced using overlapping data in 1954.
Mauro et al. (2015)	1954 - 1979	Spliced using overlapping data in 1980.
WEO (2024a)	1980 - 1994	Spliced using overlapping data in 1995.
Commission (2024)	1995 - 2024	Baseline source, overlaps with base year 2018.
WEO (2024b)	2025 - 2029	Spliced using overlapping data in 2030.



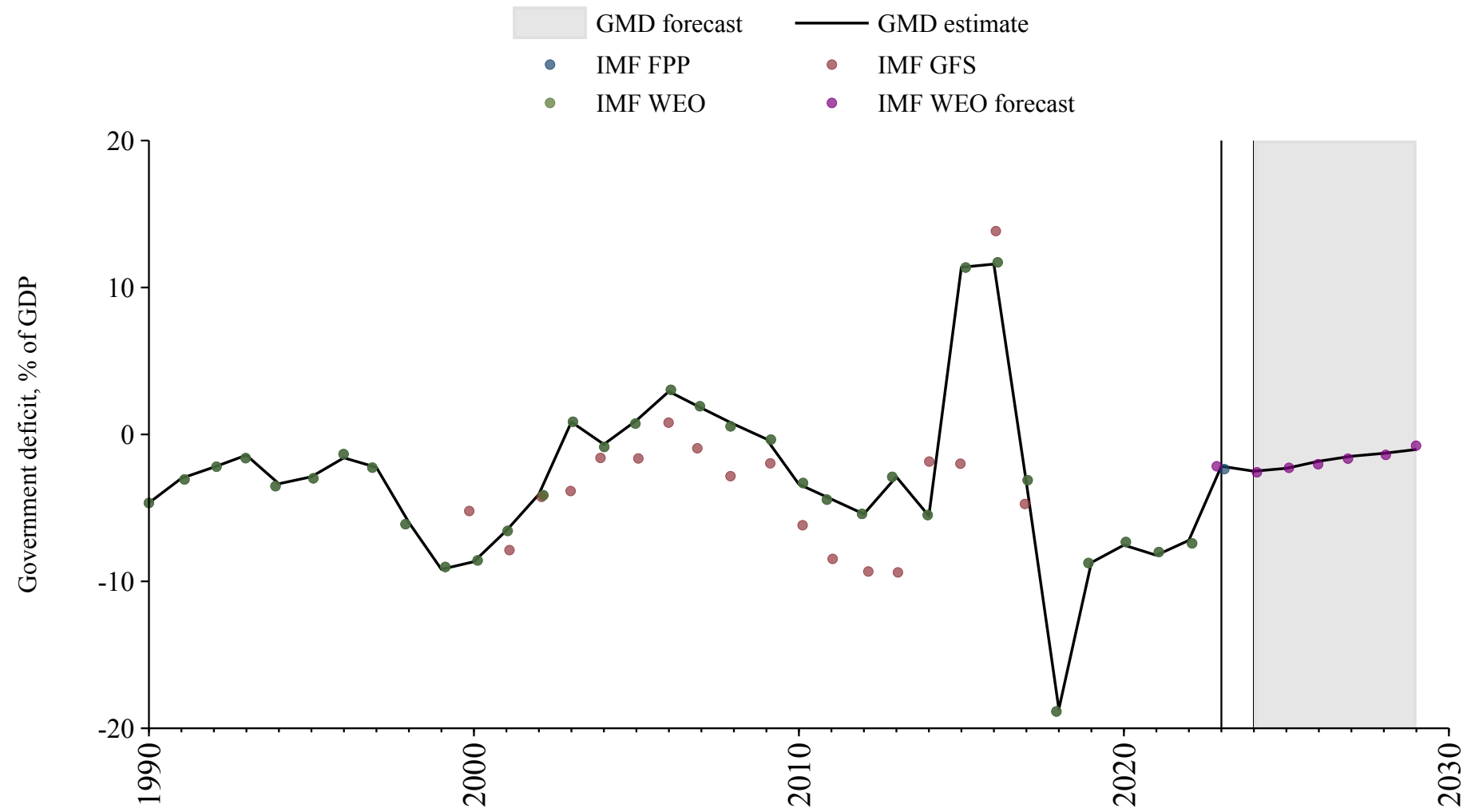
Djibouti

Source	Time span	Notes
WEO (2024a)	1990 - 2012	Spliced using overlapping data in 2013.
Arab Monetary Fund (2024)	2013 - 2020	Baseline source, overlaps with base year 2018.
WEO (2024a)	2021 - 2022	Spliced using overlapping data in 2023.
Mauro et al. (2015)	2023 - 2023	Spliced using overlapping data in 2024.
WEO (2024b)	2024 - 2029	Spliced using overlapping data in 2030.



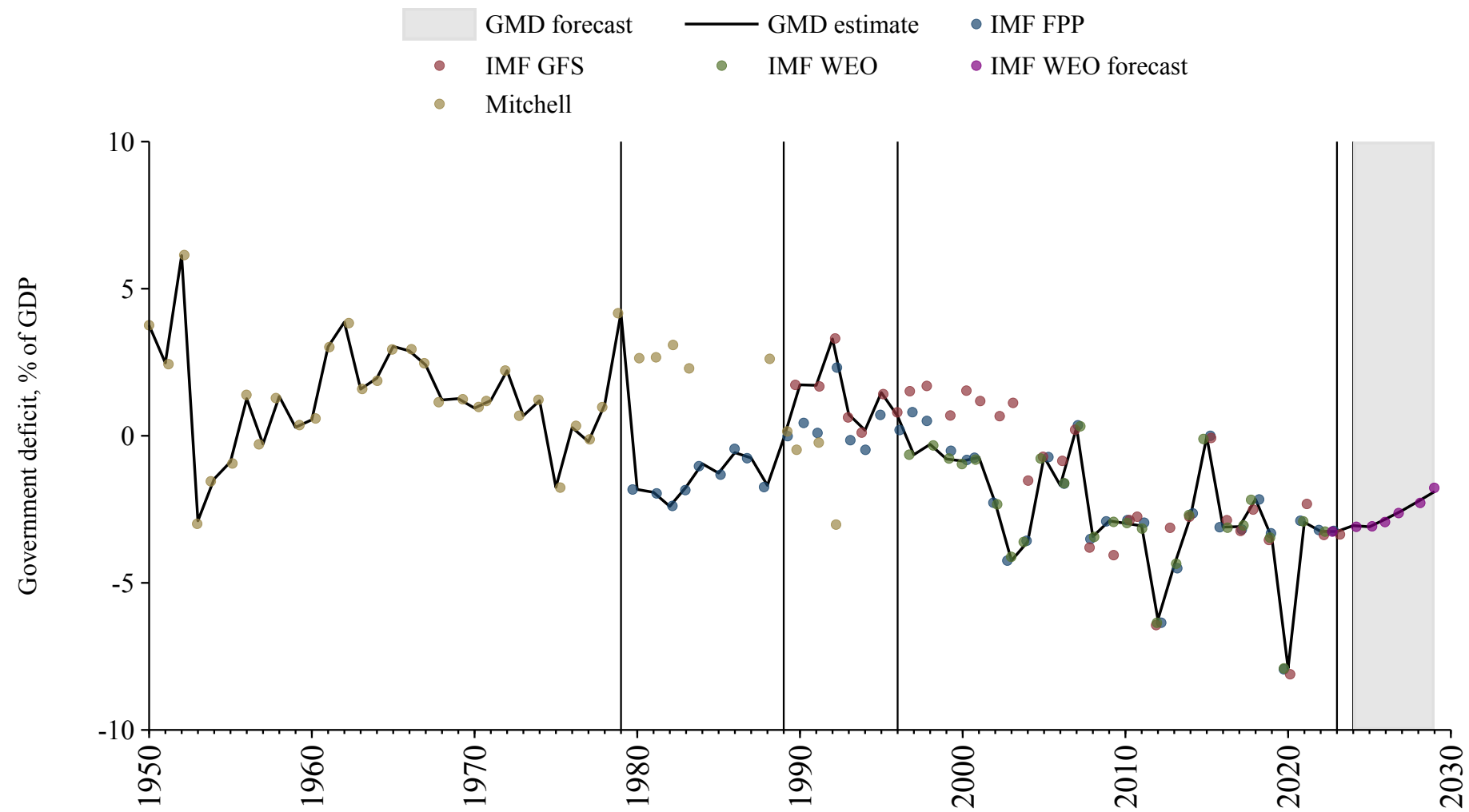
Dominica

Source	Time span	Notes
WEO (2024a)	1990 - 2022	Baseline source, overlaps with base year 2018.
Mauro et al. (2015)	2023 - 2023	Spliced using overlapping data in 2024.
WEO (2024b)	2024 - 2029	Spliced using overlapping data in 2030.



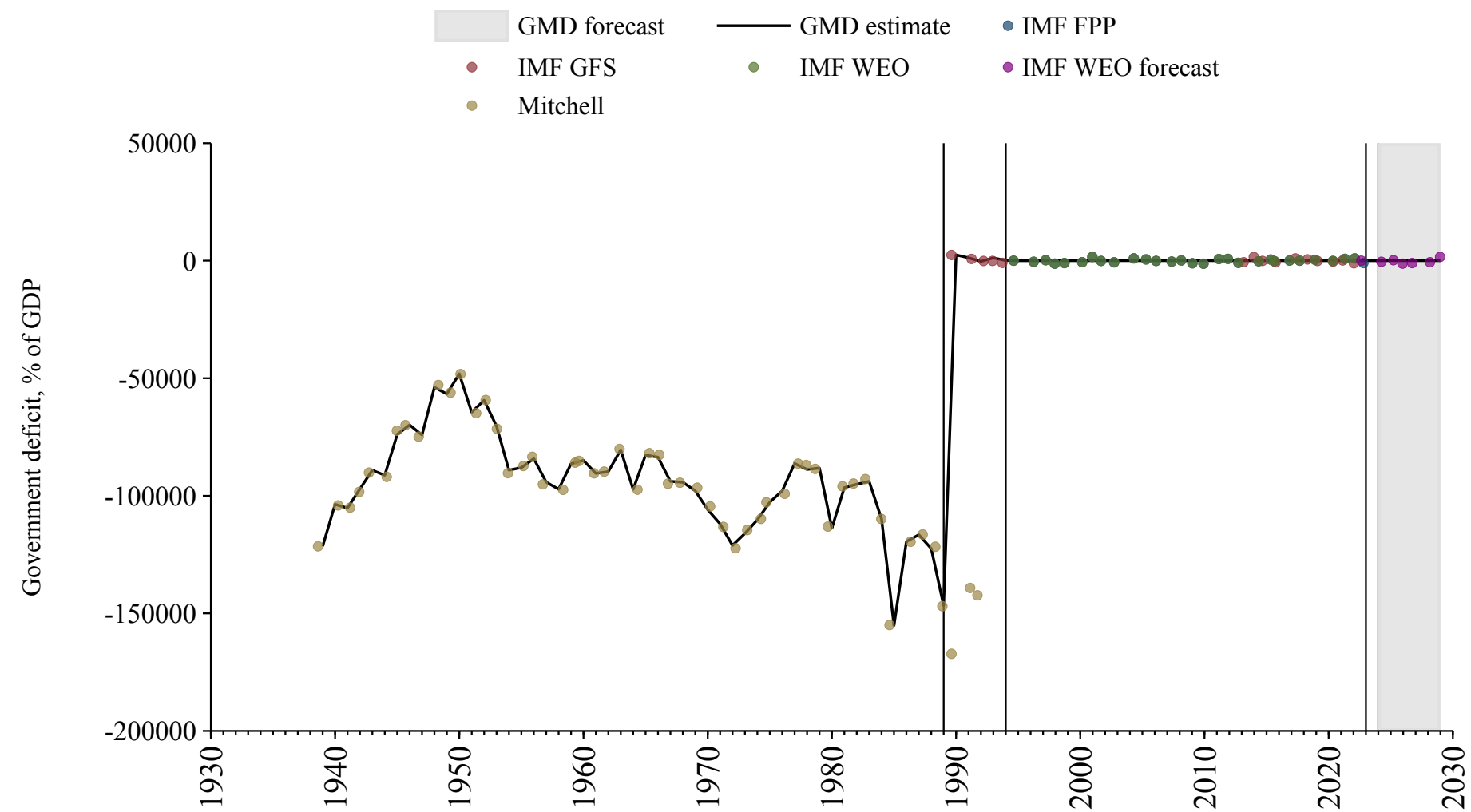
Dominican Republic

Source	Time span	Notes
Mitchell (2013)	1950 - 1979	Spliced using overlapping data in 1980.
Mauro et al. (2015)	1980 - 1989	Spliced using overlapping data in 1990.
International Monetary Fund (2024)	1990 - 1996	Spliced using overlapping data in 1997.
WEO (2024a)	1997 - 2022	Baseline source, overlaps with base year 2018.
International Monetary Fund (2024)	2023 - 2023	Spliced using overlapping data in 2024.
WEO (2024b)	2024 - 2029	Spliced using overlapping data in 2030.



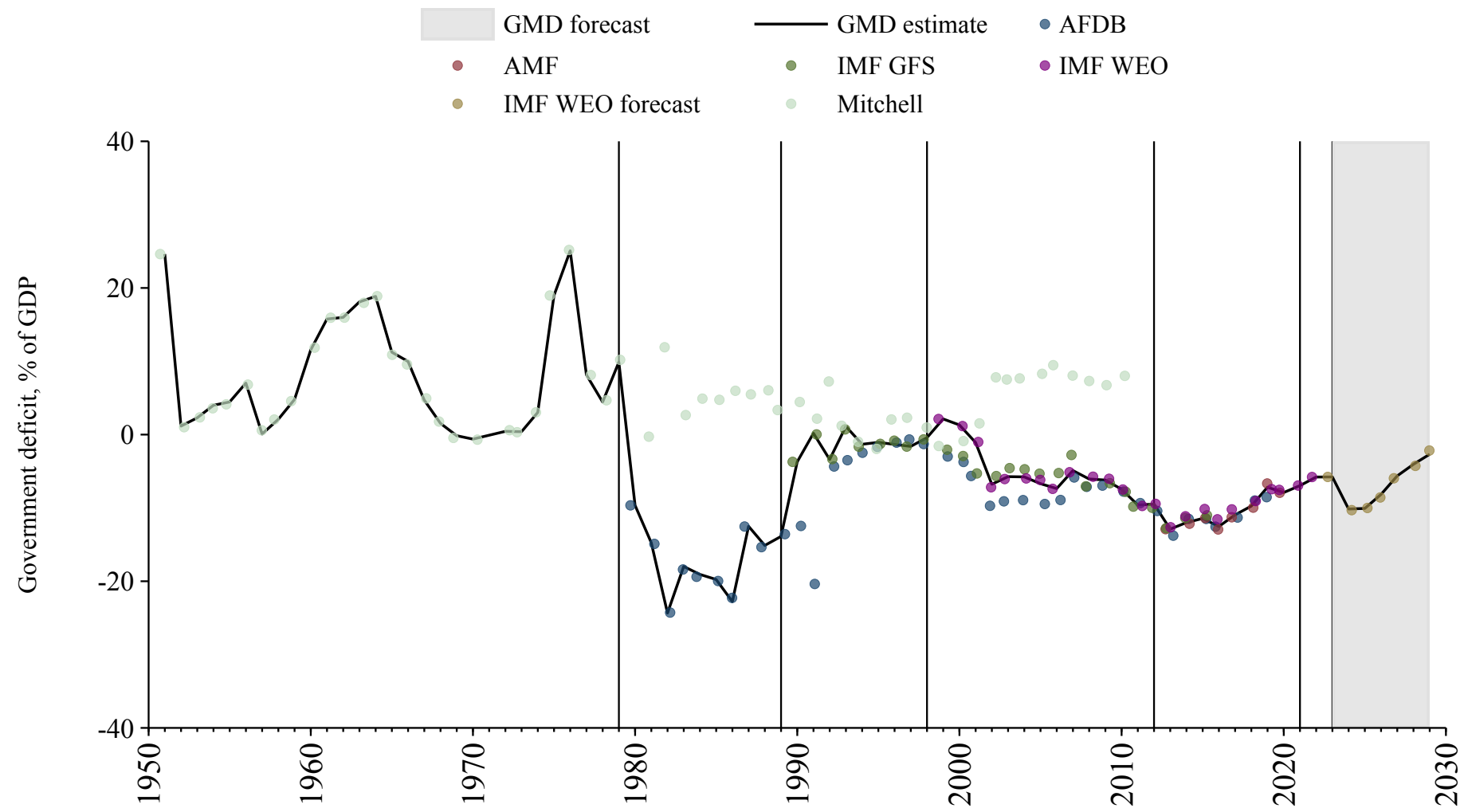
Ecuador

Source	Time span	Notes
Mitchell (2013)	1939 - 1989	Spliced using overlapping data in 1990.
International Monetary Fund (2024)	1990 - 1994	Spliced using overlapping data in 1995.
WEO (2024a)	1995 - 2022	Baseline source, overlaps with base year 2018.
Mauro et al. (2015)	2023 - 2023	Spliced using overlapping data in 2024.
WEO (2024b)	2024 - 2029	Spliced using overlapping data in 2030.



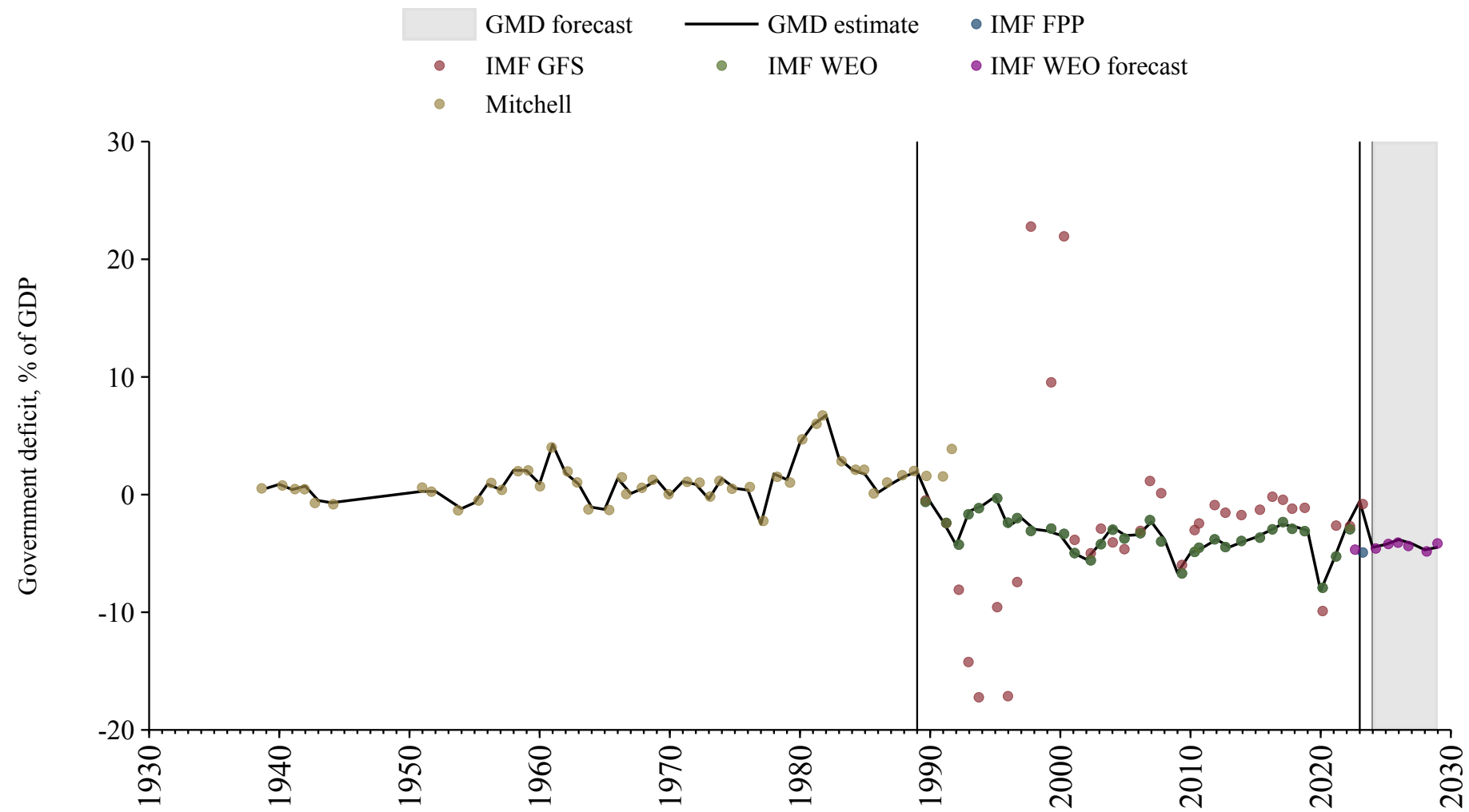
Egypt

Source	Time span	Notes
Mitchell (2013)	1951 - 1979	Spliced using overlapping data in 1980.
Bank (2024)	1980 - 1989	Spliced using overlapping data in 1990.
International Monetary Fund (2024)	1990 - 1998	Spliced using overlapping data in 1999.
WEO (2024a)	1999 - 2012	Spliced using overlapping data in 2013.
Arab Monetary Fund (2024)	2013 - 2020	Baseline source, overlaps with base year 2018.
WEO (2024a)	2021 - 2022	Spliced using overlapping data in 2023.
WEO (2024b)	2023 - 2029	Spliced using overlapping data in 2030.



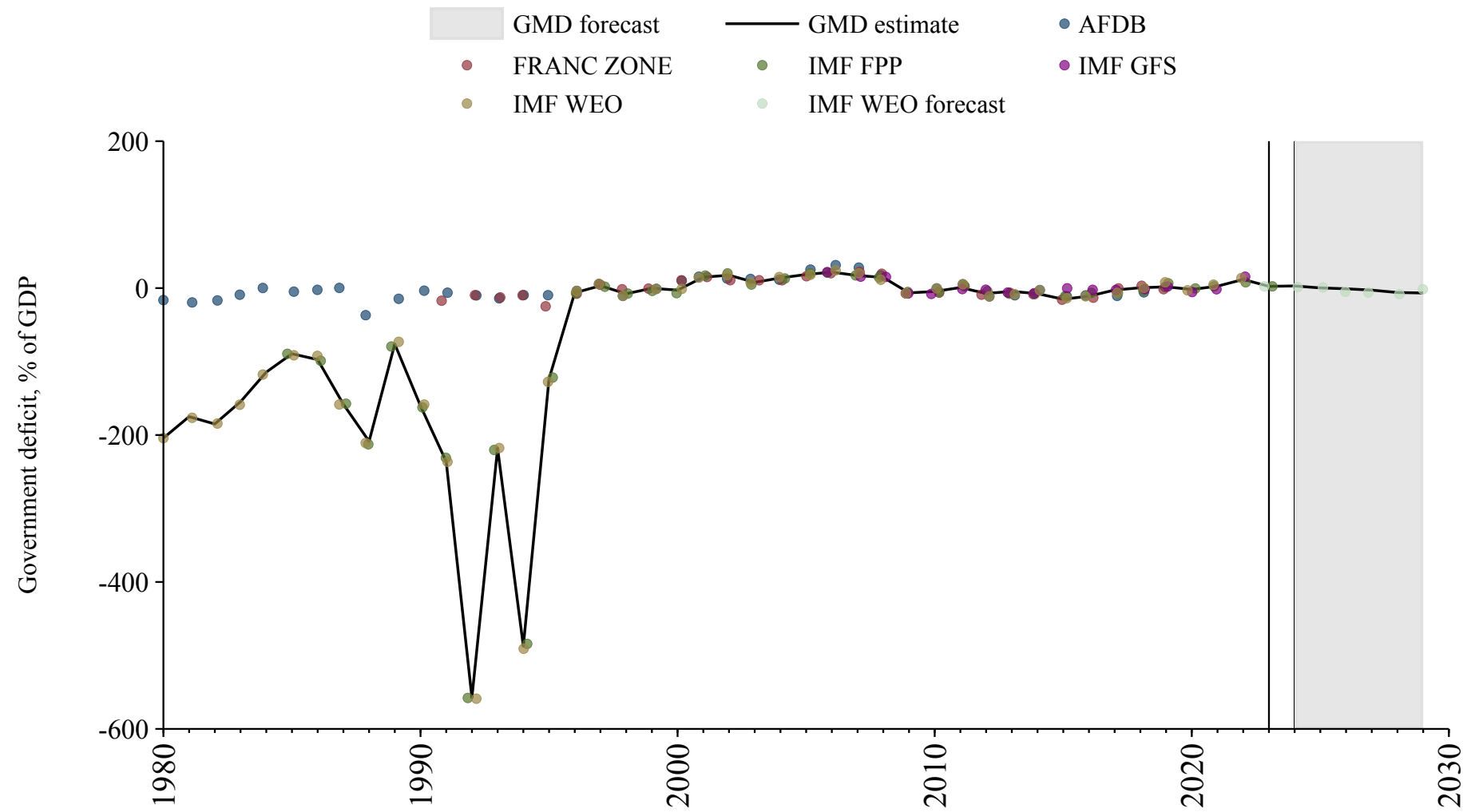
El Salvador

Source	Time span	Notes
Mitchell (2013)	1939 - 1989	Spliced using overlapping data in 1990.
WEO (2024a)	1990 - 2022	Baseline source, overlaps with base year 2018.
International Monetary Fund (2024)	2023 - 2023	Spliced using overlapping data in 2024.
WEO (2024b)	2024 - 2029	Spliced using overlapping data in 2030.



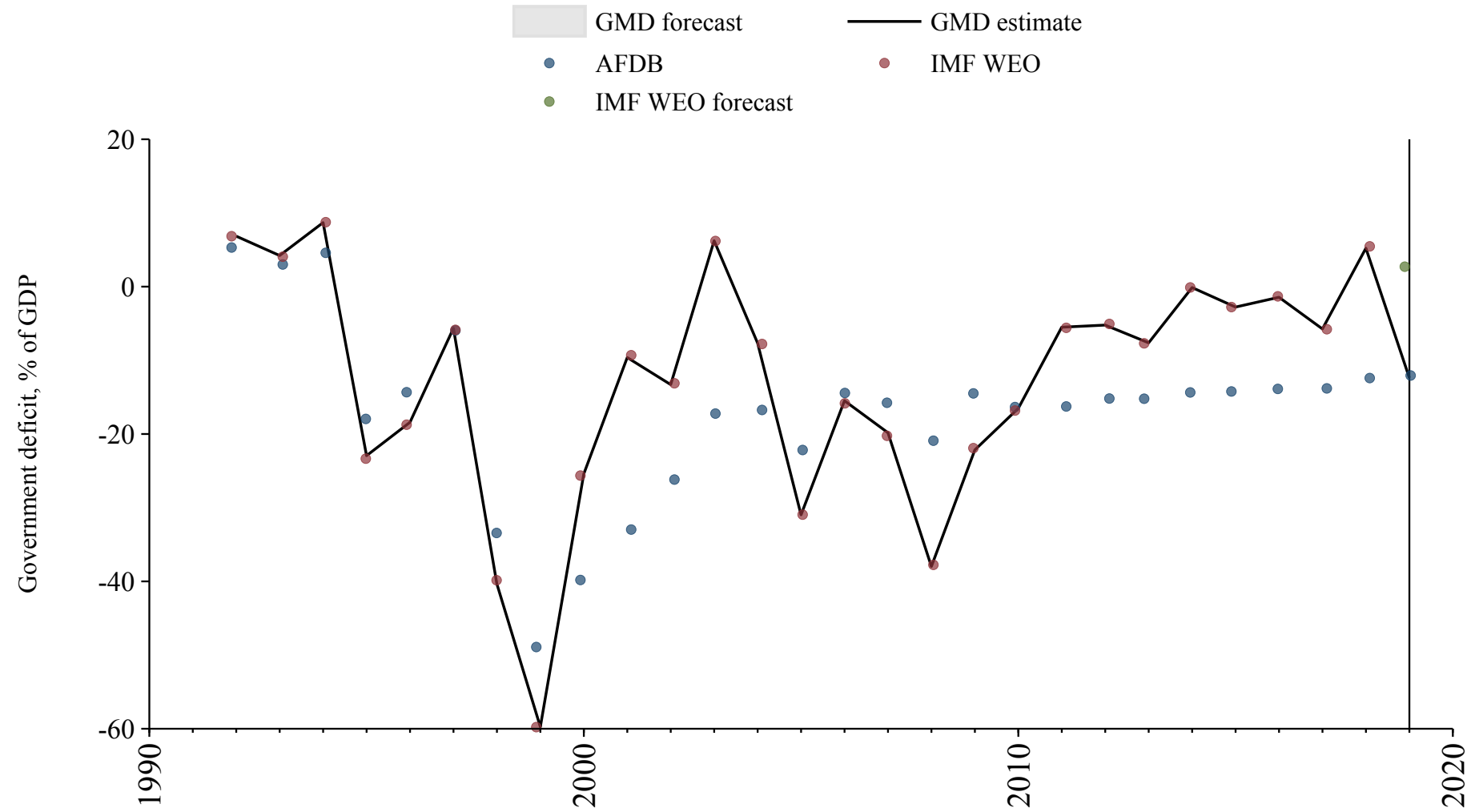
Equatorial Guinea

Source	Time span	Notes
WEO (2024a)	1980 - 2022	Baseline source, overlaps with base year 2018.
Mauro et al. (2015)	2023 - 2023	Spliced using overlapping data in 2024.
WEO (2024b)	2024 - 2029	Spliced using overlapping data in 2030.



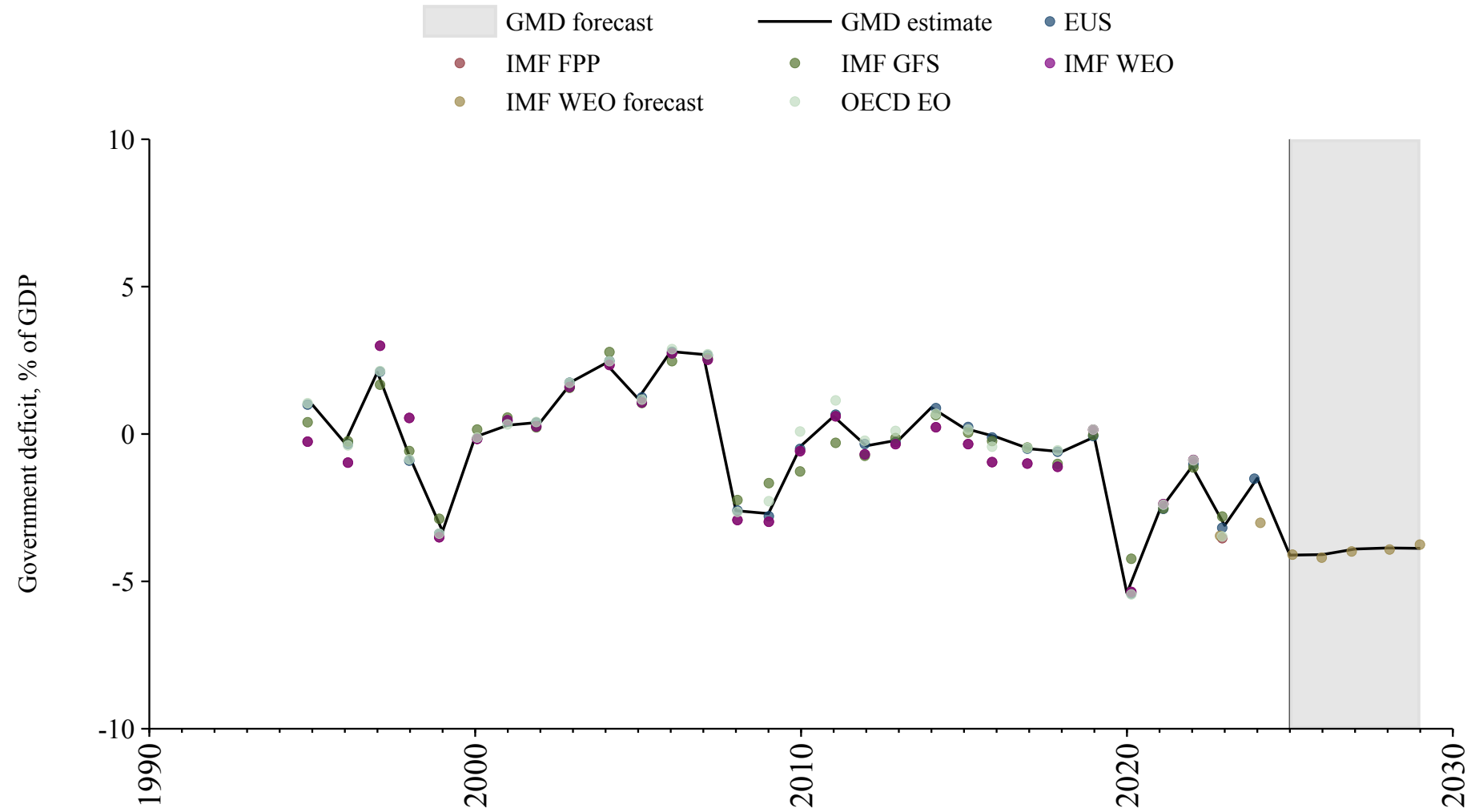
Eritrea

Source	Time span	Notes
WEO (2024a)	1992 - 2018	Spliced using overlapping data in 2019.
Bank (2024)	2019 - 2019	Spliced using overlapping data in 2020.



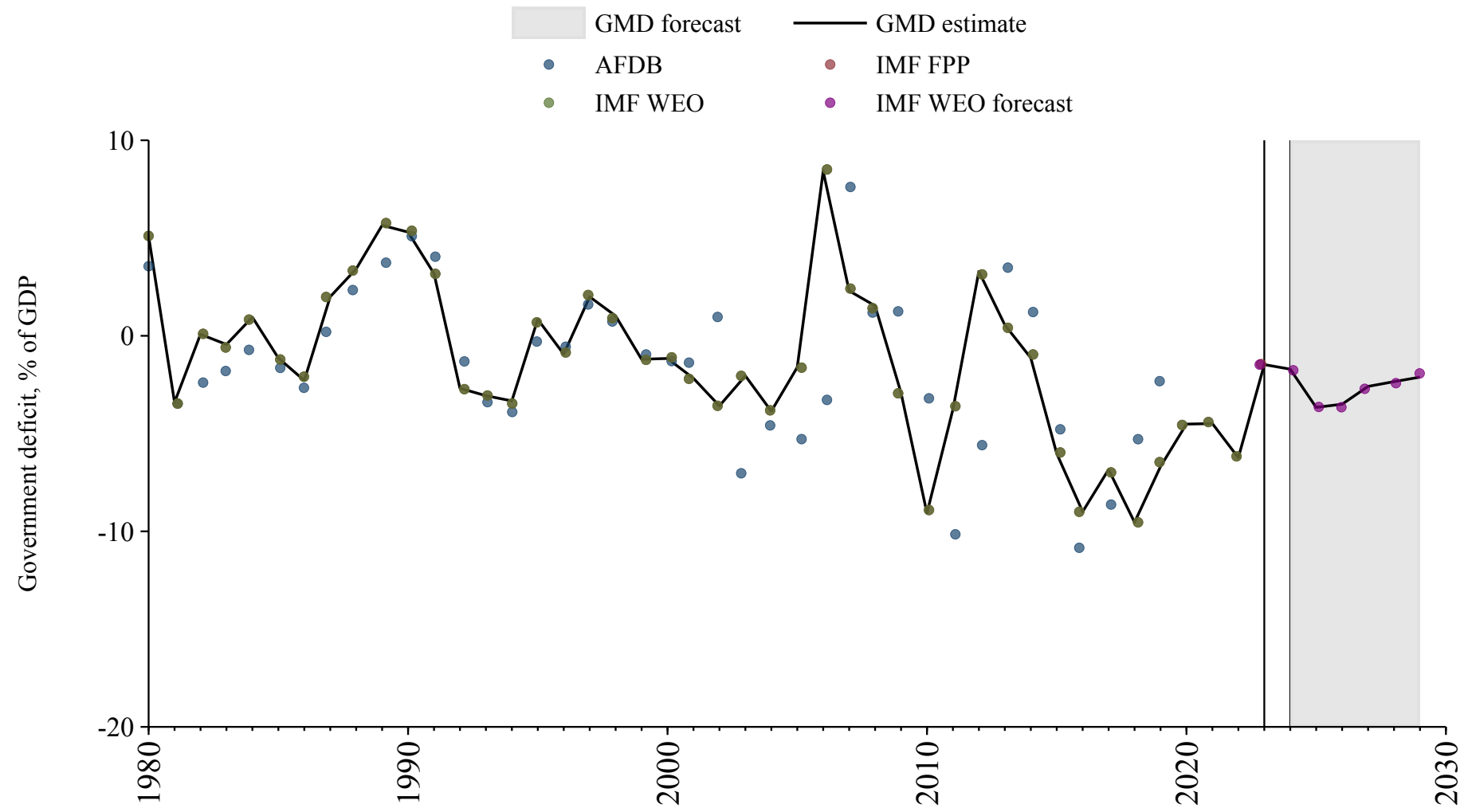
Estonia

Source	Time span	Notes
Commission (2024)	1995 - 2024	Baseline source, overlaps with base year 2018.
WEO (2024b)	2025 - 2029	Spliced using overlapping data in 2030.



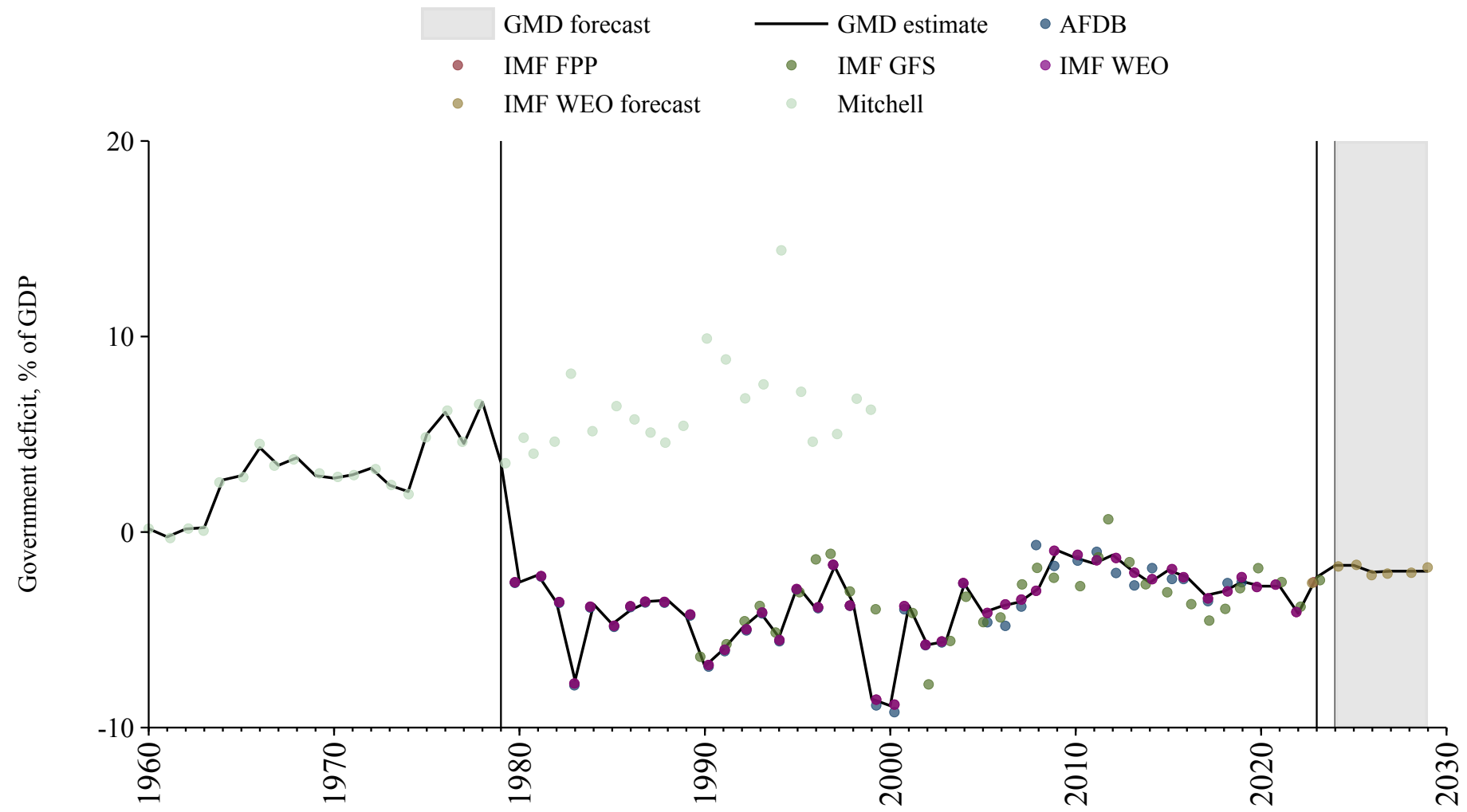
Eswatini

Source	Time span	Notes
WEO (2024a)	1980 - 2022	Baseline source, overlaps with base year 2018.
Mauro et al. (2015)	2023 - 2023	Spliced using overlapping data in 2024.
WEO (2024b)	2024 - 2029	Spliced using overlapping data in 2030.



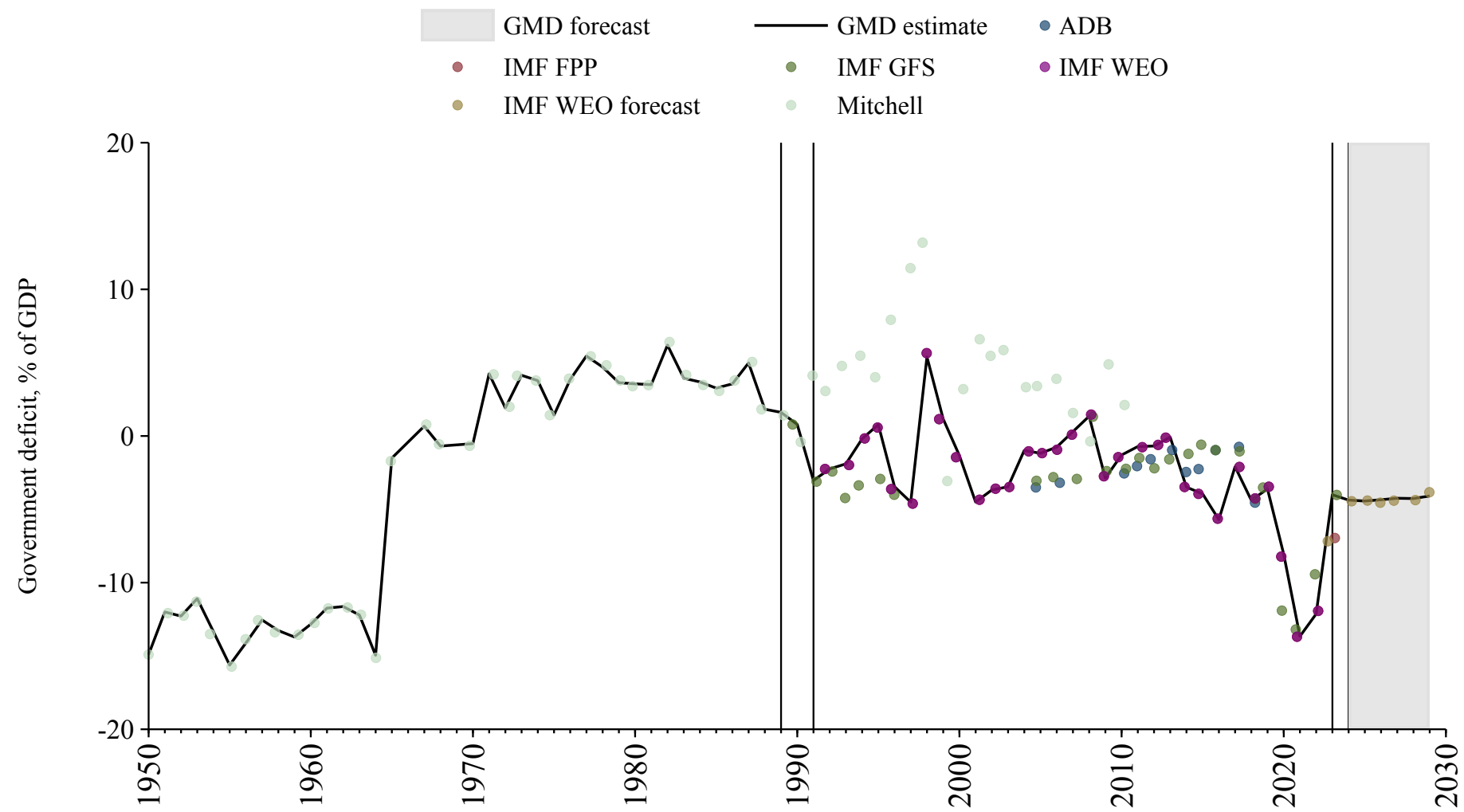
Ethiopia

Source	Time span	Notes
Mitchell (2013)	1960 - 1979	Spliced using overlapping data in 1980.
WEO (2024a)	1980 - 2022	Baseline source, overlaps with base year 2018.
International Monetary Fund (2024)	2023 - 2023	Spliced using overlapping data in 2024.
WEO (2024b)	2024 - 2029	Spliced using overlapping data in 2030.



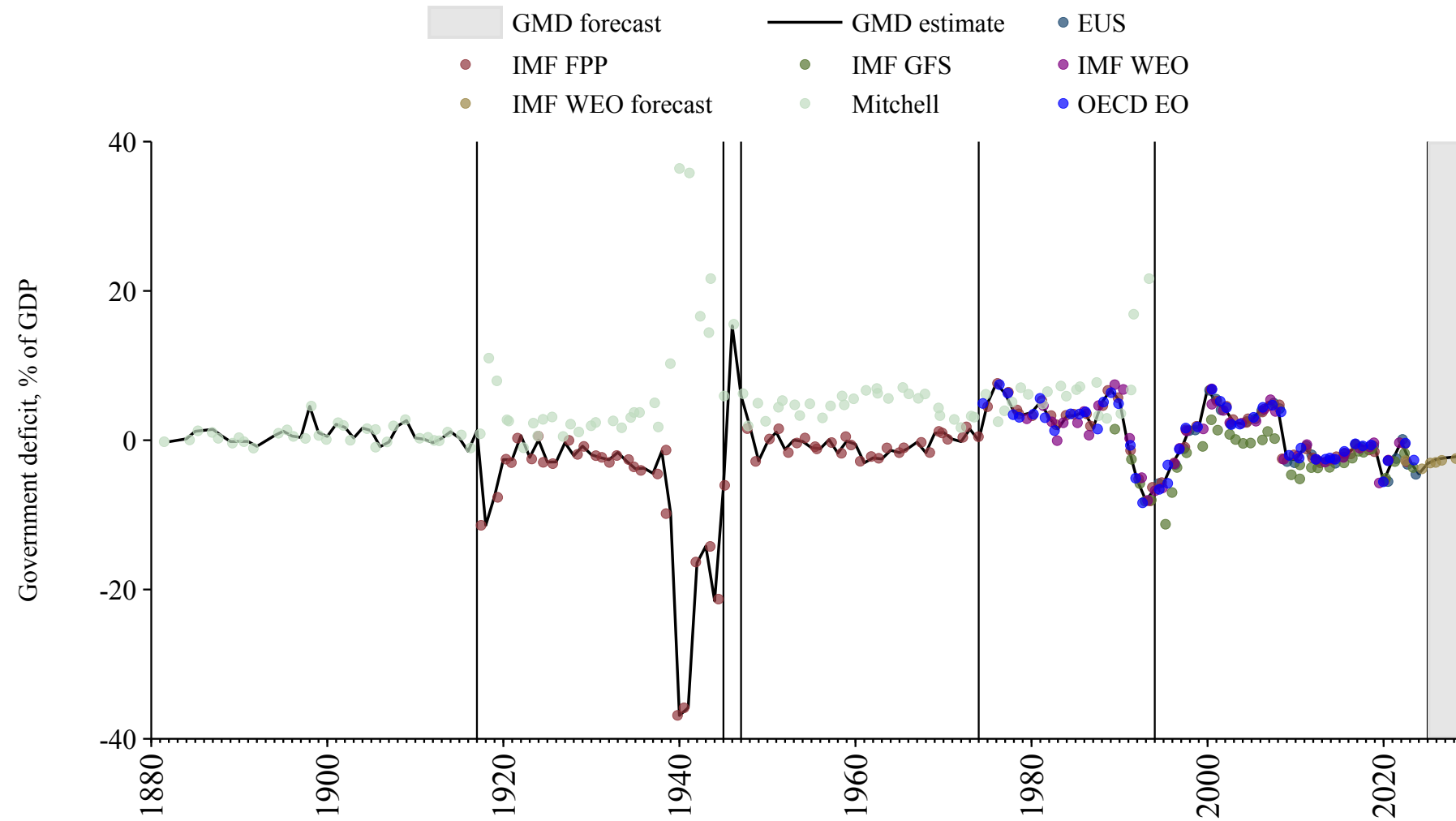
Fiji

Source	Time span	Notes
Mitchell (2013)	1950 - 1989	Spliced using overlapping data in 1990.
International Monetary Fund (2024)	1990 - 1991	Spliced using overlapping data in 1992.
WEO (2024a)	1992 - 2022	Baseline source, overlaps with base year 2018.
International Monetary Fund (2024)	2023 - 2023	Spliced using overlapping data in 2024.
WEO (2024b)	2024 - 2029	Spliced using overlapping data in 2030.



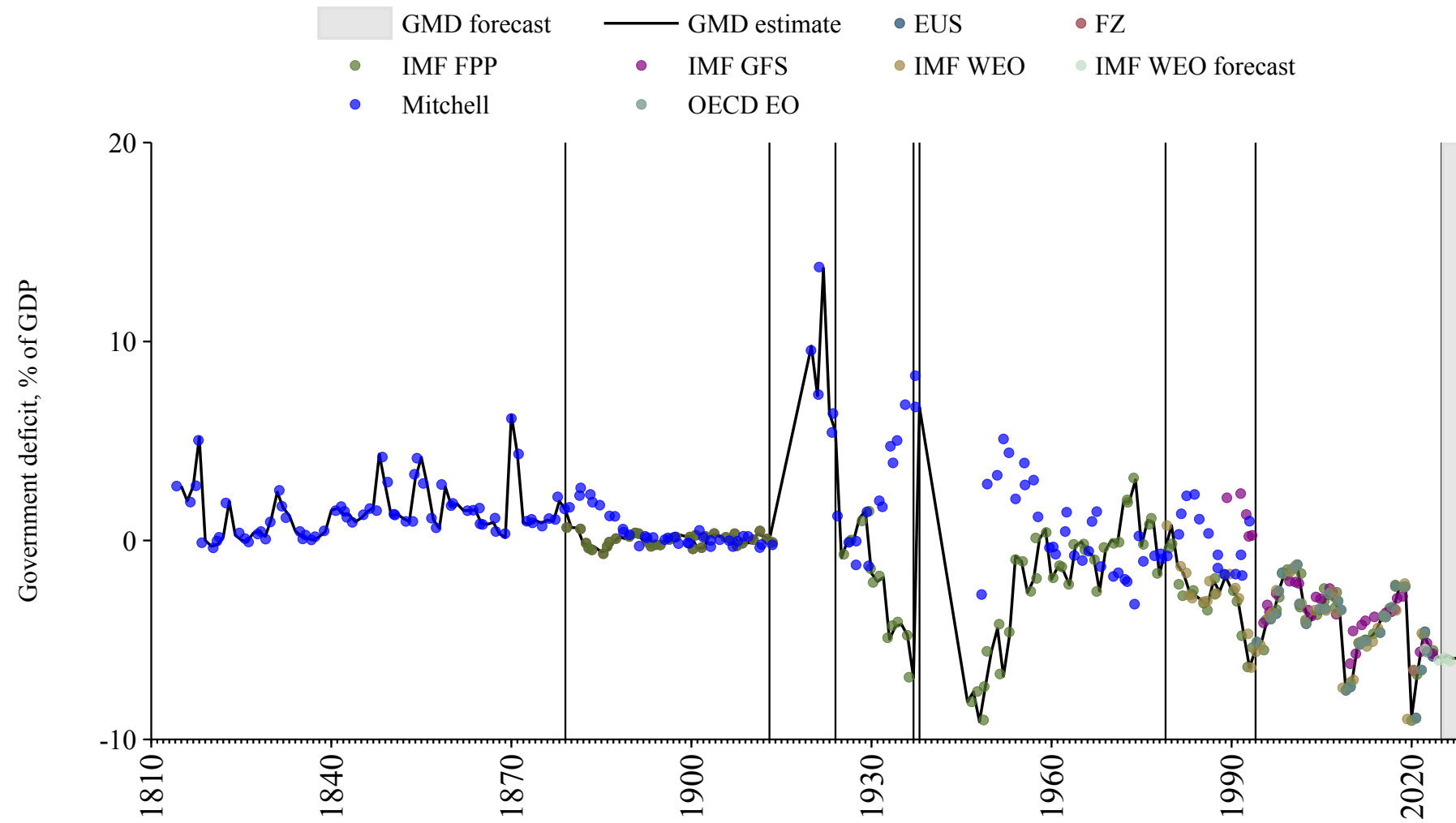
Finland

Source	Time span	Notes
Mitchell (2013)	1882 - 1917	Spliced using overlapping data in 1918.
Mauro et al. (2015)	1918 - 1945	Spliced using overlapping data in 1946.
Mitchell (2013)	1946 - 1947	Spliced using overlapping data in 1948.
Mauro et al. (2015)	1948 - 1974	Spliced using overlapping data in 1975.
OECD Economic Outlook (2024)	1975 - 1994	Spliced using overlapping data in 1995.
Commission (2024)	1995 - 2024	Baseline source, overlaps with base year 2018.
WEO (2024b)	2025 - 2029	Spliced using overlapping data in 2030.



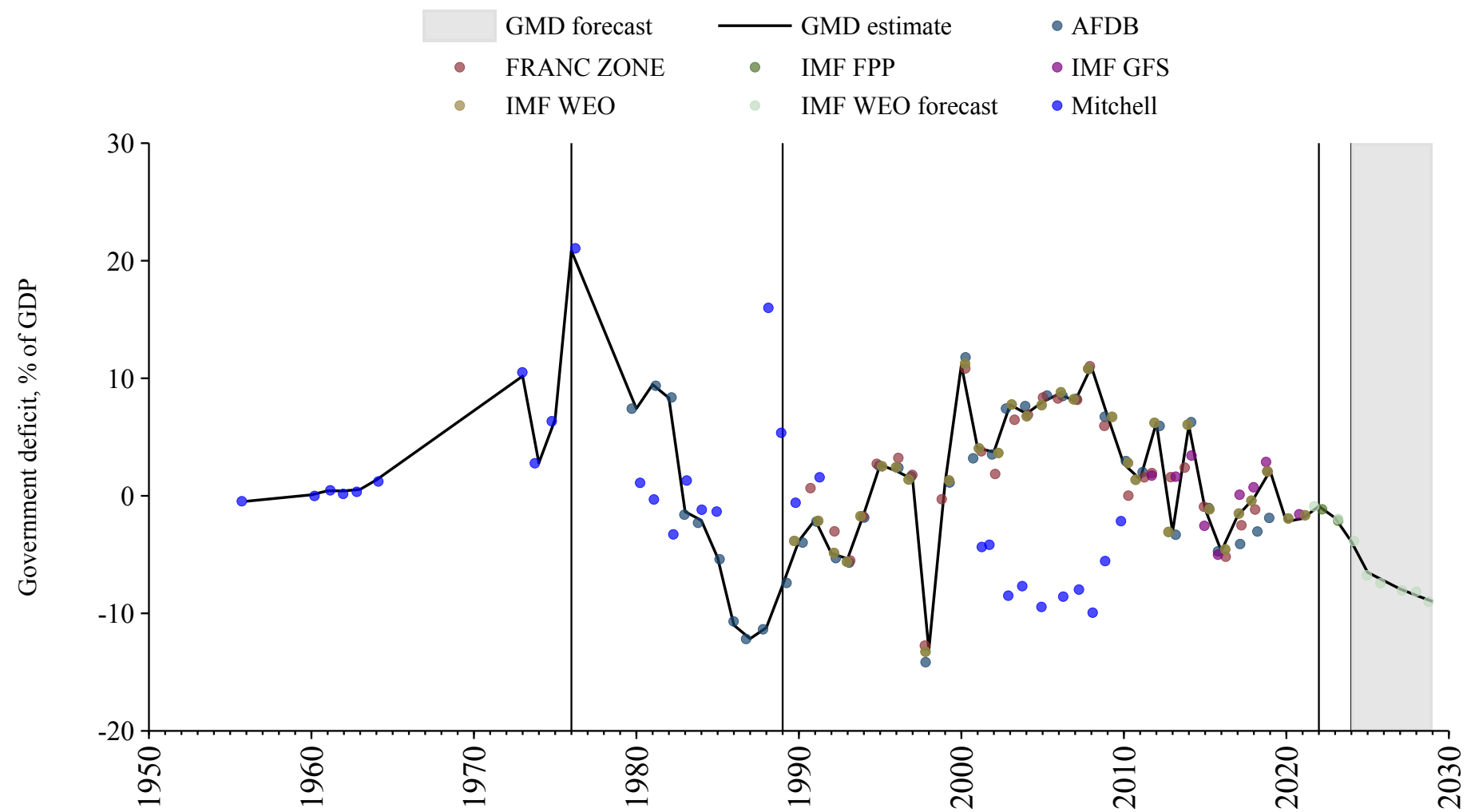
France

Source	Time span	Notes
Mitchell (2013)	1815 - 1879	Spliced using overlapping data in 1880.
Mauro et al. (2015)	1880 - 1913	Spliced using overlapping data in 1914.
Mitchell (2013)	1914 - 1924	Spliced using overlapping data in 1925.
Mauro et al. (2015)	1925 - 1937	Spliced using overlapping data in 1938.
Mitchell (2013)	1938 - 1938	Spliced using overlapping data in 1939.
Mauro et al. (2015)	1939 - 1979	Spliced using overlapping data in 1980.
WEO (2024a)	1980 - 1994	Spliced using overlapping data in 1995.
Commission (2024)	1995 - 2024	Baseline source, overlaps with base year 2018.
WEO (2024b)	2025 - 2029	Spliced using overlapping data in 2030.



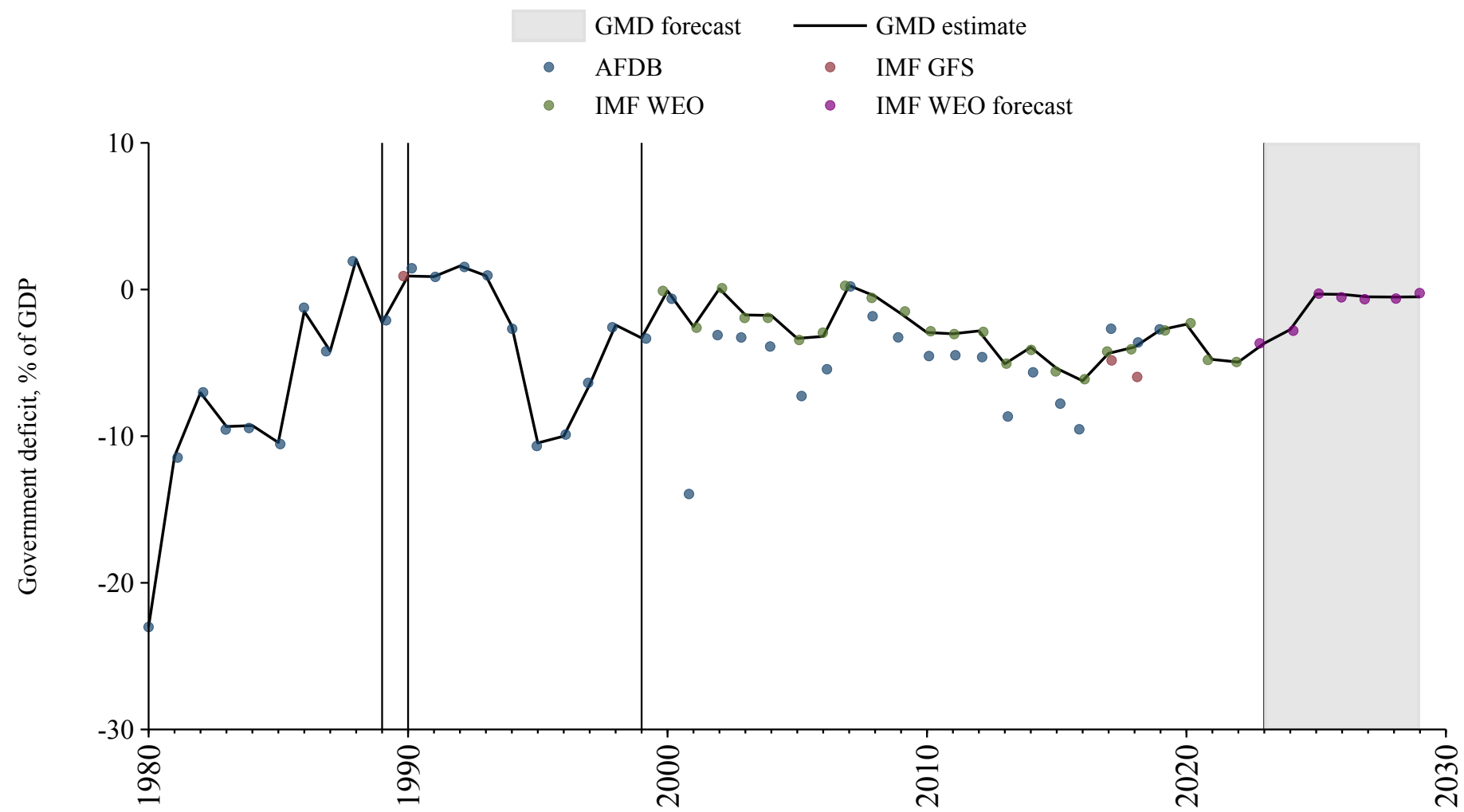
Gabon

Source	Time span	Notes
Mitchell (2013)	1956 - 1976	Spliced using overlapping data in 1977.
Bank (2024)	1977 - 1989	Spliced using overlapping data in 1990.
WEO (2024a)	1990 - 2021	Baseline source, overlaps with base year 2018.
Mauro et al. (2015)	2022 - 2023	Spliced using overlapping data in 2024.
WEO (2024b)	2024 - 2029	Spliced using overlapping data in 2030.



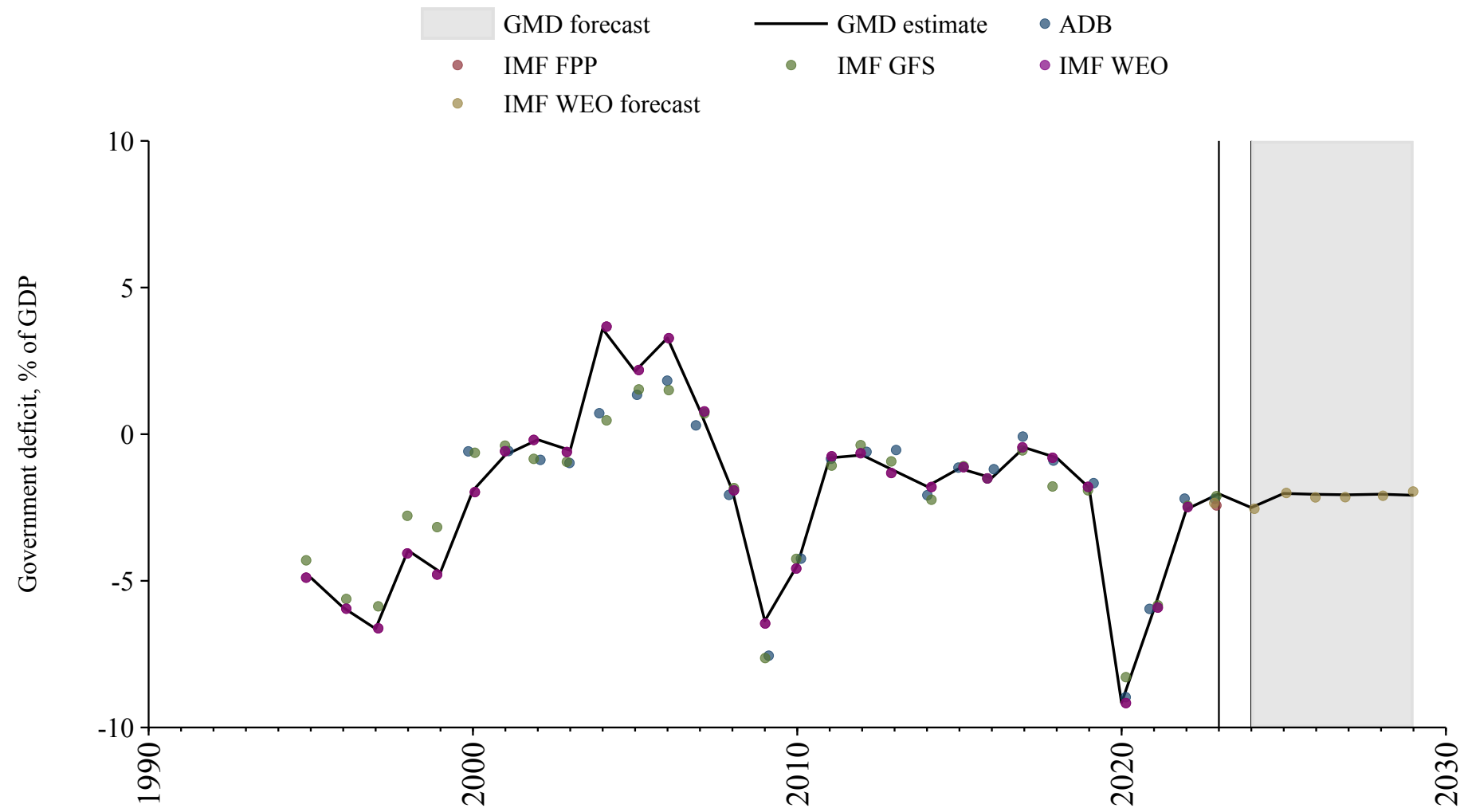
Gambia

Source	Time span	Notes
Bank (2024)	1980 - 1989	Spliced using overlapping data in 1990.
International Monetary Fund (2024)	1990 - 1990	Spliced using overlapping data in 1991.
Bank (2024)	1991 - 1999	Spliced using overlapping data in 2000.
WEO (2024a)	2000 - 2022	Baseline source, overlaps with base year 2018.
WEO (2024b)	2023 - 2029	Spliced using overlapping data in 2030.



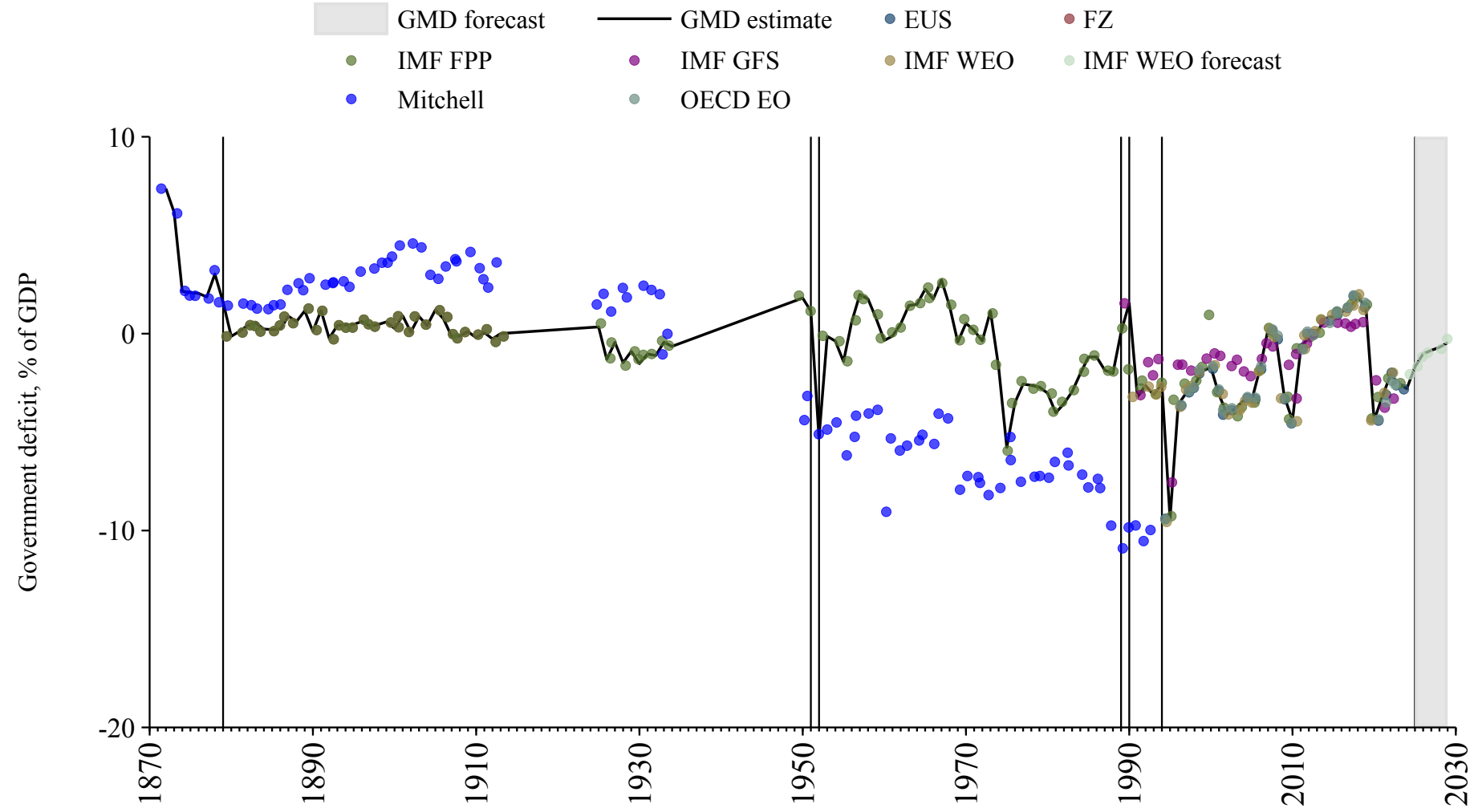
Georgia

Source	Time span	Notes
WEO (2024a)	1995 - 2022	Baseline source, overlaps with base year 2018.
International Monetary Fund (2024)	2023 - 2023	Spliced using overlapping data in 2024.
WEO (2024b)	2024 - 2029	Spliced using overlapping data in 2030.



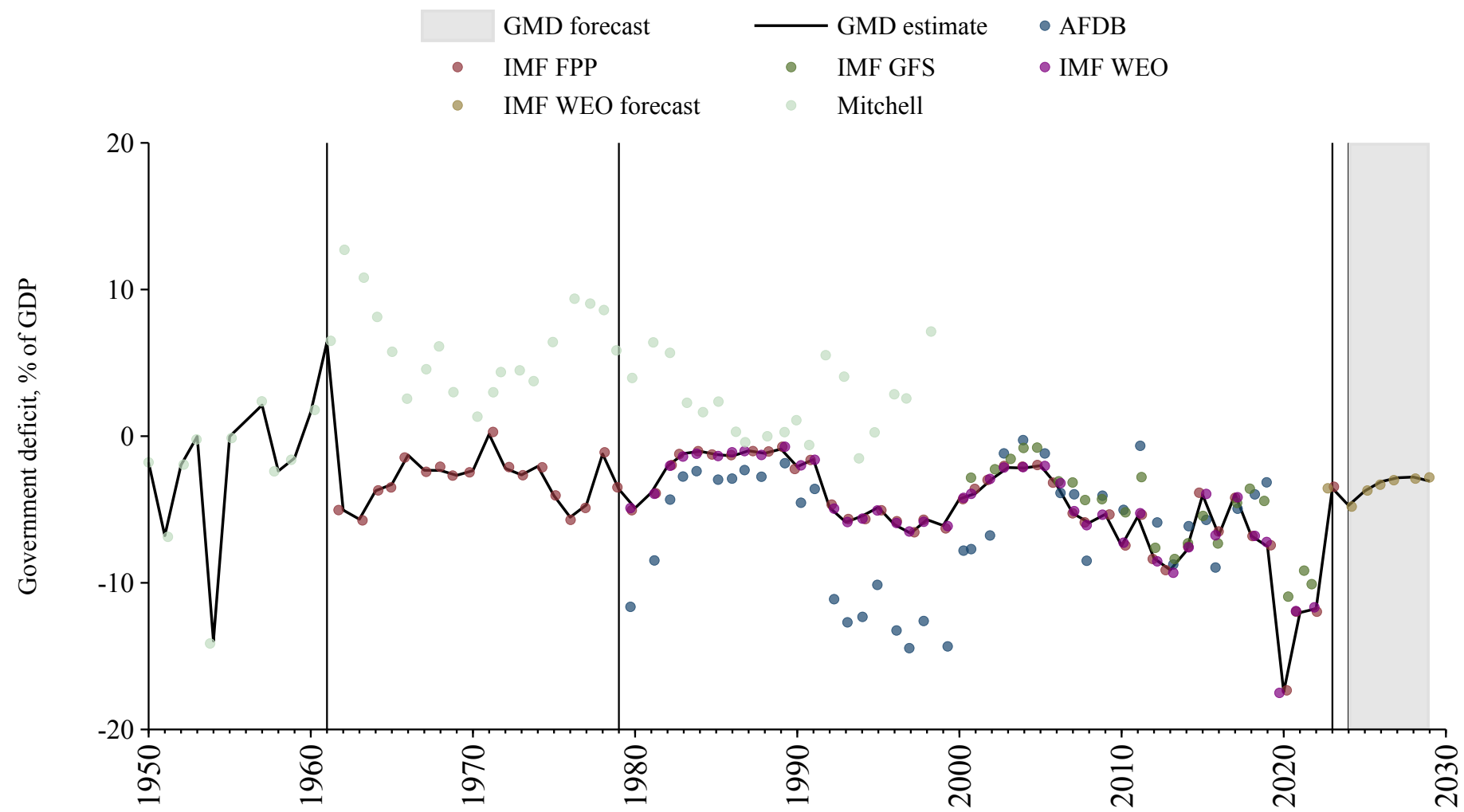
Germany

Source	Time span	Notes
Mitchell (2013)	1872 - 1879	Spliced using overlapping data in 1880.
Mauro et al. (2015)	1880 - 1951	Spliced using overlapping data in 1952.
Mitchell (2013)	1952 - 1952	Spliced using overlapping data in 1953.
Mauro et al. (2015)	1953 - 1989	Spliced using overlapping data in 1990.
International Monetary Fund (2024)	1990 - 1990	Spliced using overlapping data in 1991.
WEO (2024a)	1991 - 1994	Spliced using overlapping data in 1995.
Commission (2024)	1995 - 2024	Baseline source, overlaps with base year 2018.
WEO (2024b)	2025 - 2029	Spliced using overlapping data in 2030.



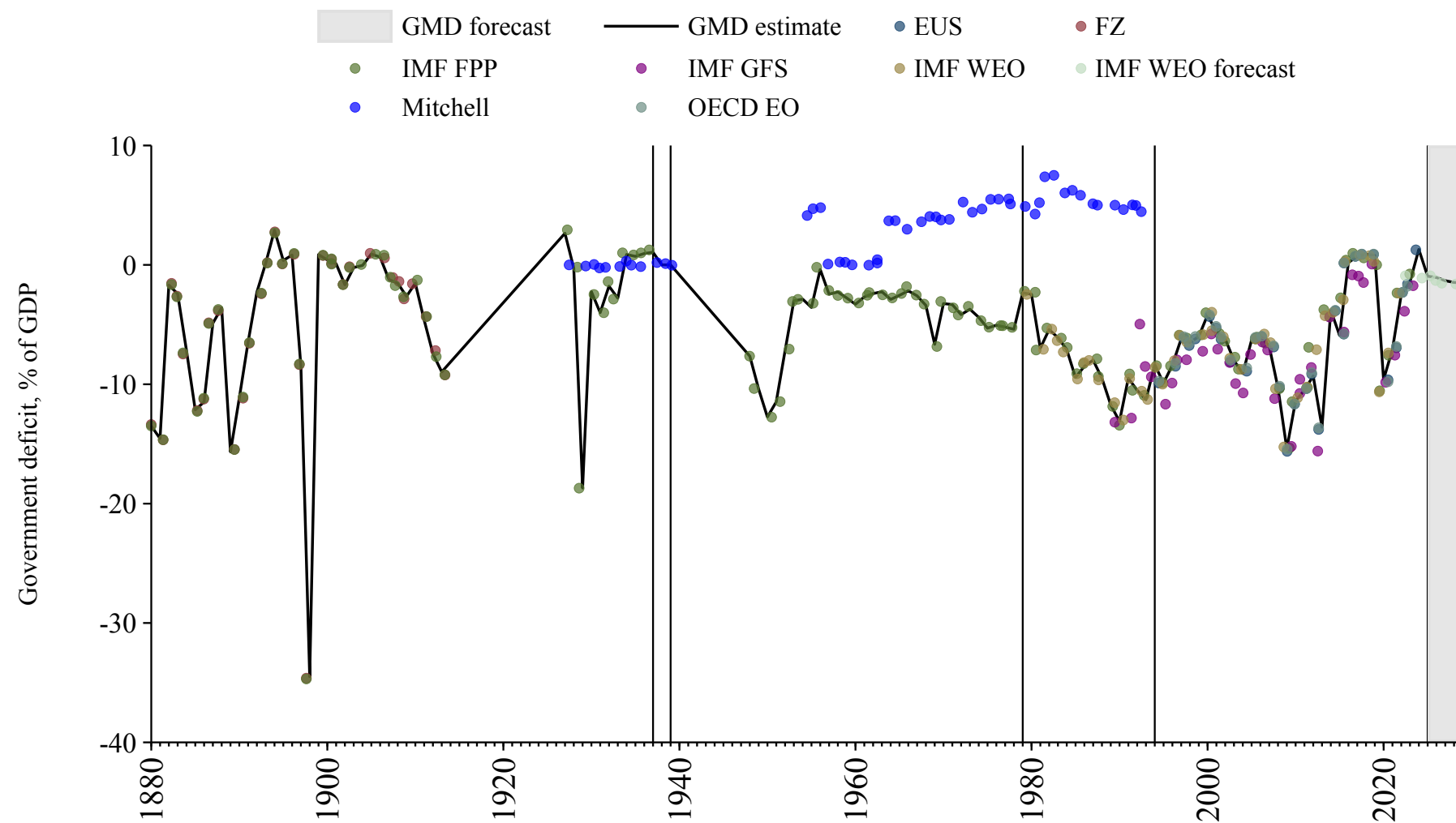
Ghana

Source	Time span	Notes
Mitchell (2013)	1950 - 1961	Spliced using overlapping data in 1962.
Mauro et al. (2015)	1962 - 1979	Spliced using overlapping data in 1980.
WEO (2024a)	1980 - 2022	Baseline source, overlaps with base year 2018.
Mauro et al. (2015)	2023 - 2023	Spliced using overlapping data in 2024.
WEO (2024b)	2024 - 2029	Spliced using overlapping data in 2030.



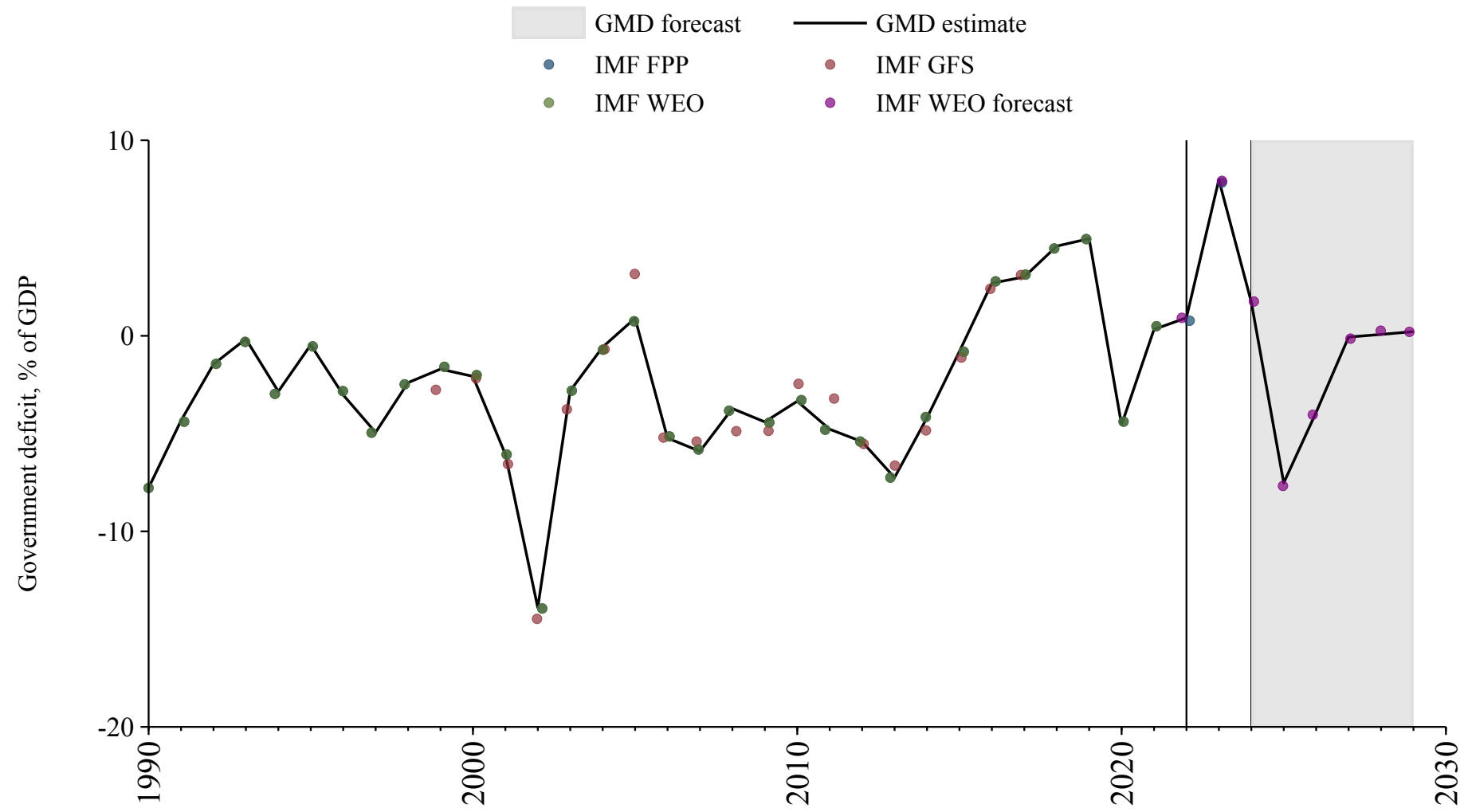
Greece

Source	Time span	Notes
Mauro et al. (2015)	1880 - 1937	Spliced using overlapping data in 1938.
Mitchell (2013)	1938 - 1939	Spliced using overlapping data in 1940.
Mauro et al. (2015)	1940 - 1979	Spliced using overlapping data in 1980.
WEO (2024a)	1980 - 1994	Spliced using overlapping data in 1995.
Commission (2024)	1995 - 2024	Baseline source, overlaps with base year 2018.
WEO (2024b)	2025 - 2029	Spliced using overlapping data in 2030.



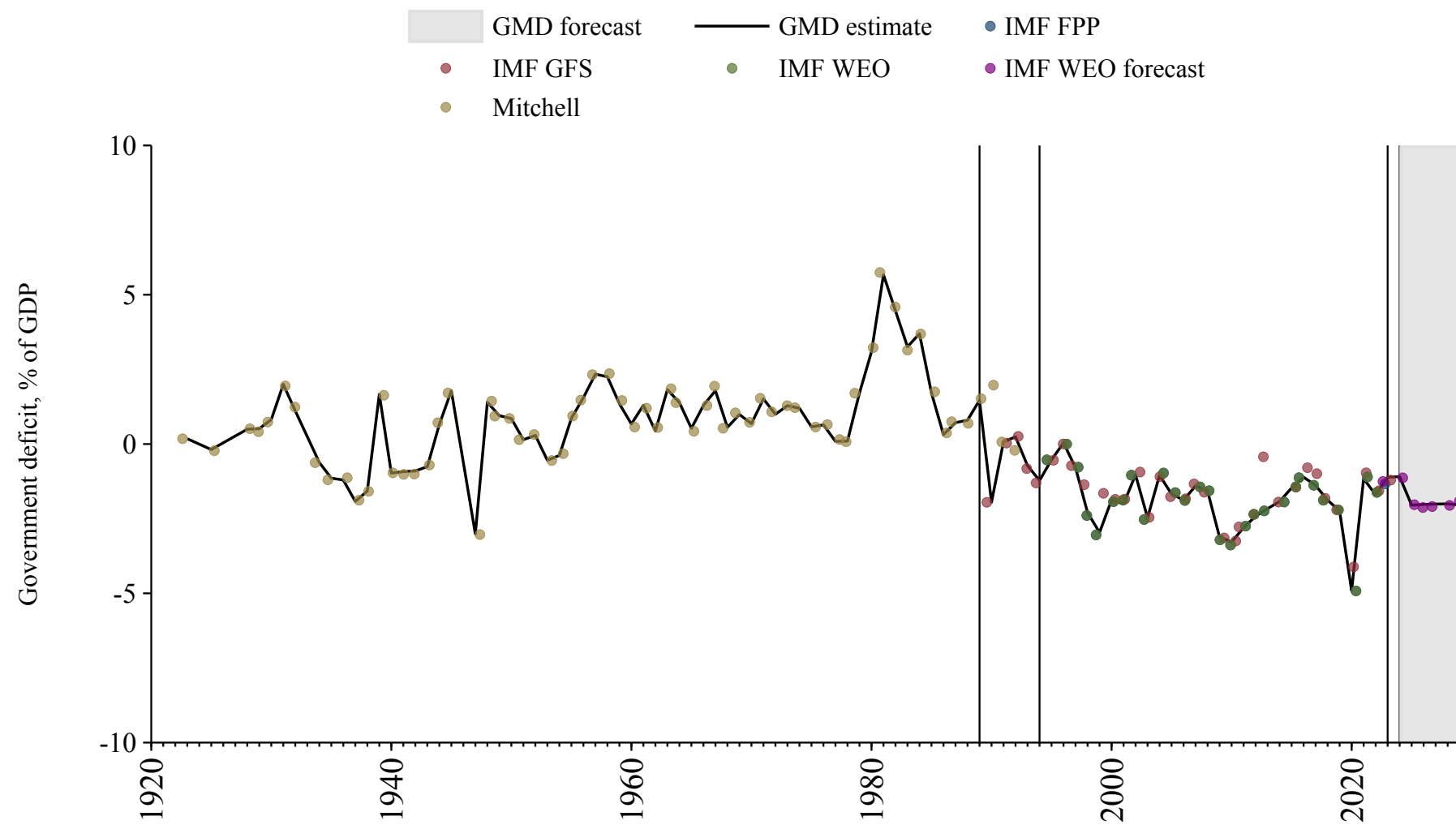
Grenada

Source	Time span	Notes
WEO (2024a)	1990 - 2021	Baseline source, overlaps with base year 2018.
Mauro et al. (2015)	2022 - 2023	Spliced using overlapping data in 2024.
WEO (2024b)	2024 - 2029	Spliced using overlapping data in 2020.



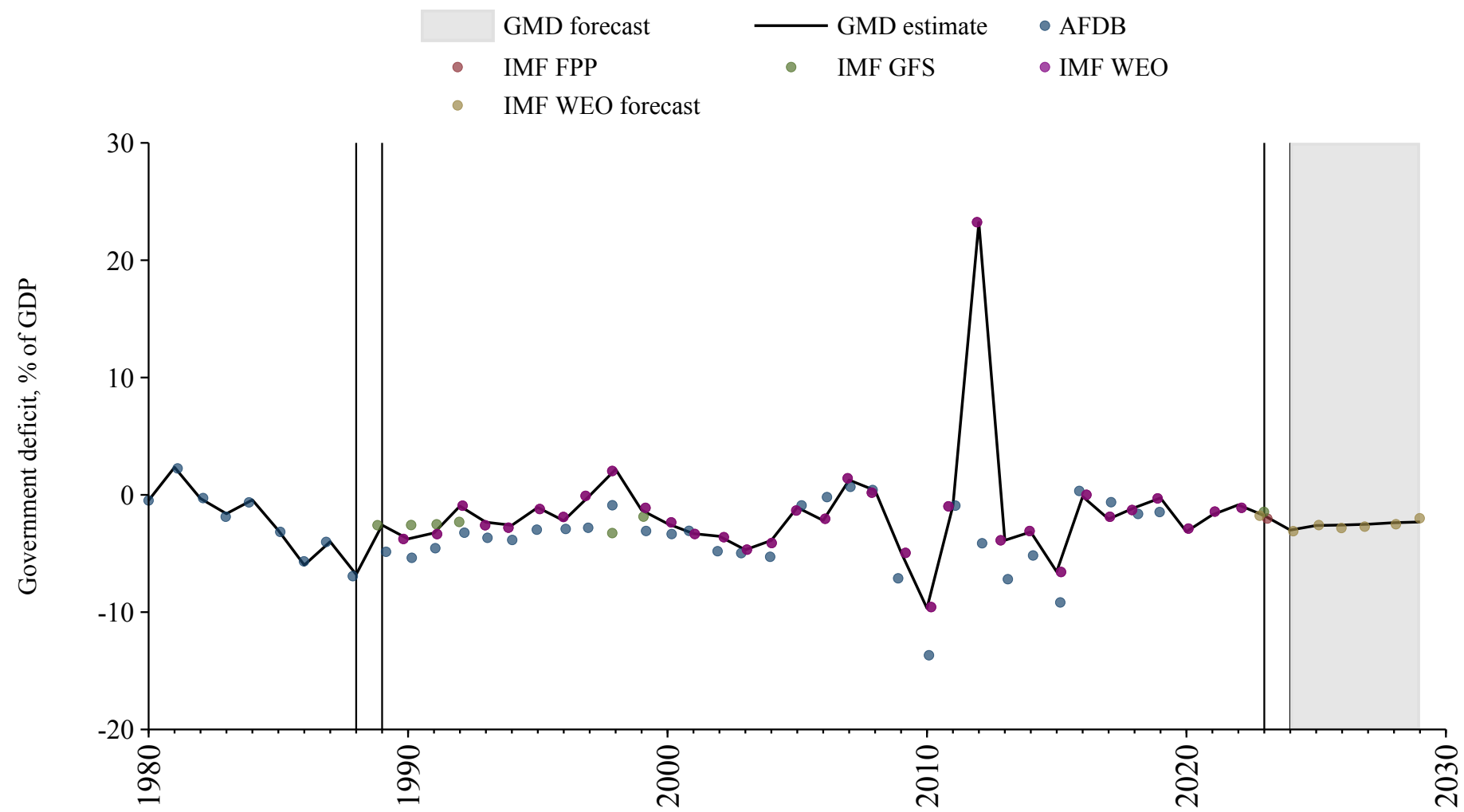
Guatemala

Source	Time span	Notes
Mitchell (2013)	1923 - 1989	Spliced using overlapping data in 1990.
International Monetary Fund (2024)	1990 - 1994	Spliced using overlapping data in 1995.
WEO (2024a)	1995 - 2022	Baseline source, overlaps with base year 2018.
International Monetary Fund (2024)	2023 - 2023	Spliced using overlapping data in 2024.
WEO (2024b)	2024 - 2029	Spliced using overlapping data in 2030.



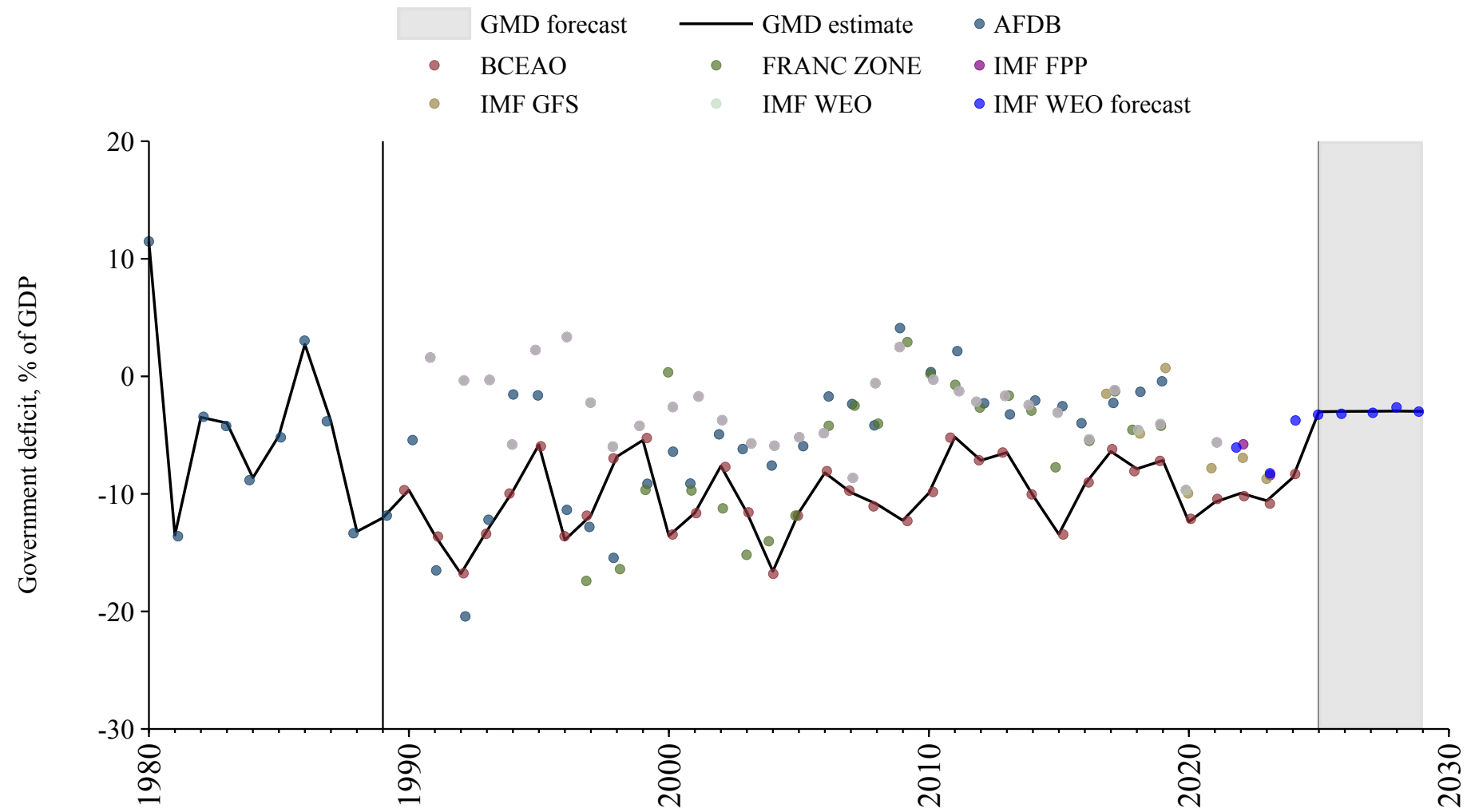
Guinea

Source	Time span	Notes
Bank (2024)	1980 - 1988	Spliced using overlapping data in 1989.
International Monetary Fund (2024)	1989 - 1989	Spliced using overlapping data in 1990.
WEO (2024a)	1990 - 2022	Baseline source, overlaps with base year 2018.
International Monetary Fund (2024)	2023 - 2023	Spliced using overlapping data in 2024.
WEO (2024b)	2024 - 2029	Spliced using overlapping data in 2030.



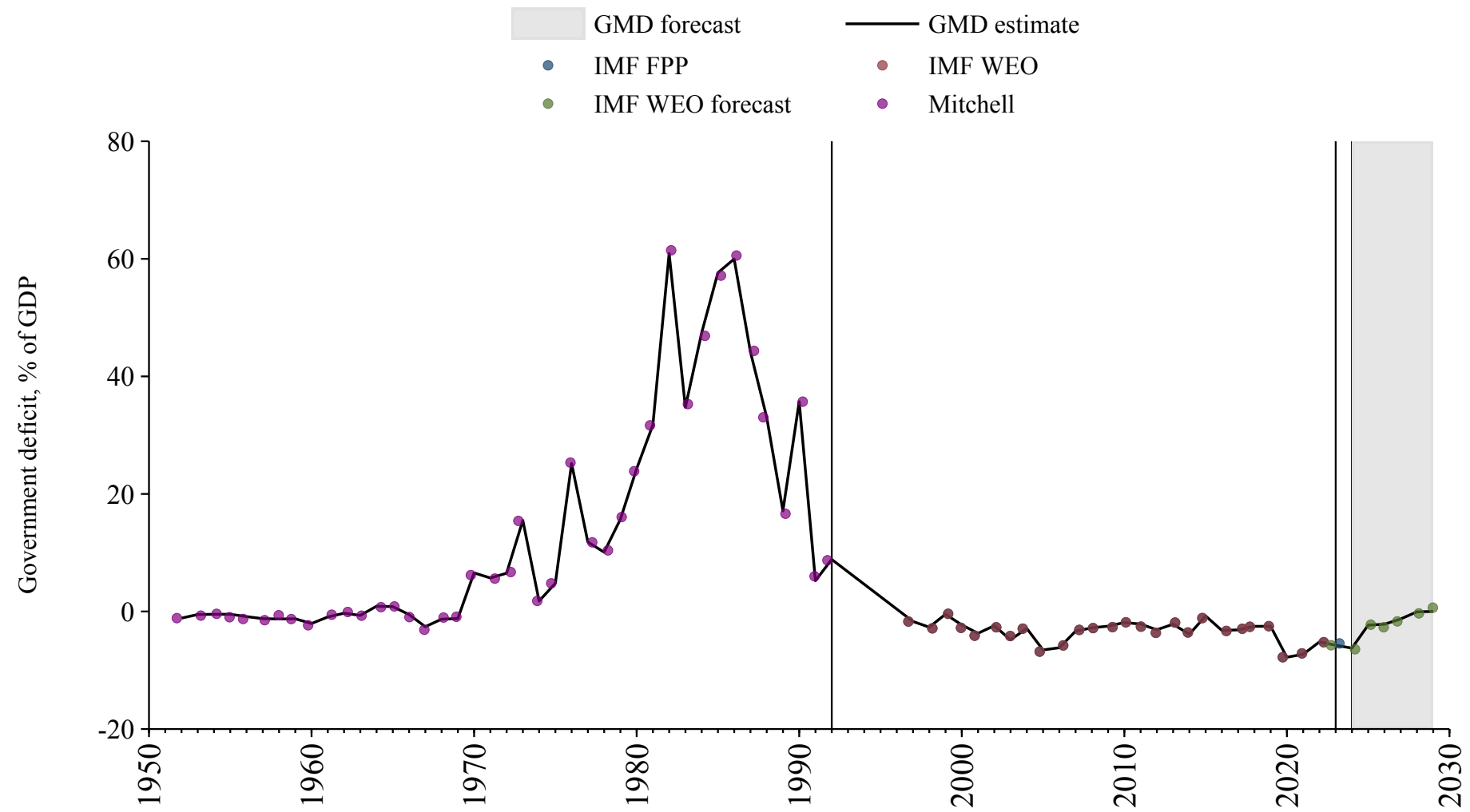
Guinea-Bissau

Source	Time span	Notes
Bank (2024)	1980 - 1989	Spliced using overlapping data in 1990.
Banque centrale des États de l'Afrique de l'Ouest (2024)	1990 - 2024	Baseline source, overlaps with base year 2018.
WEO (2024b)	2025 - 2029	Spliced using overlapping data in 2030.



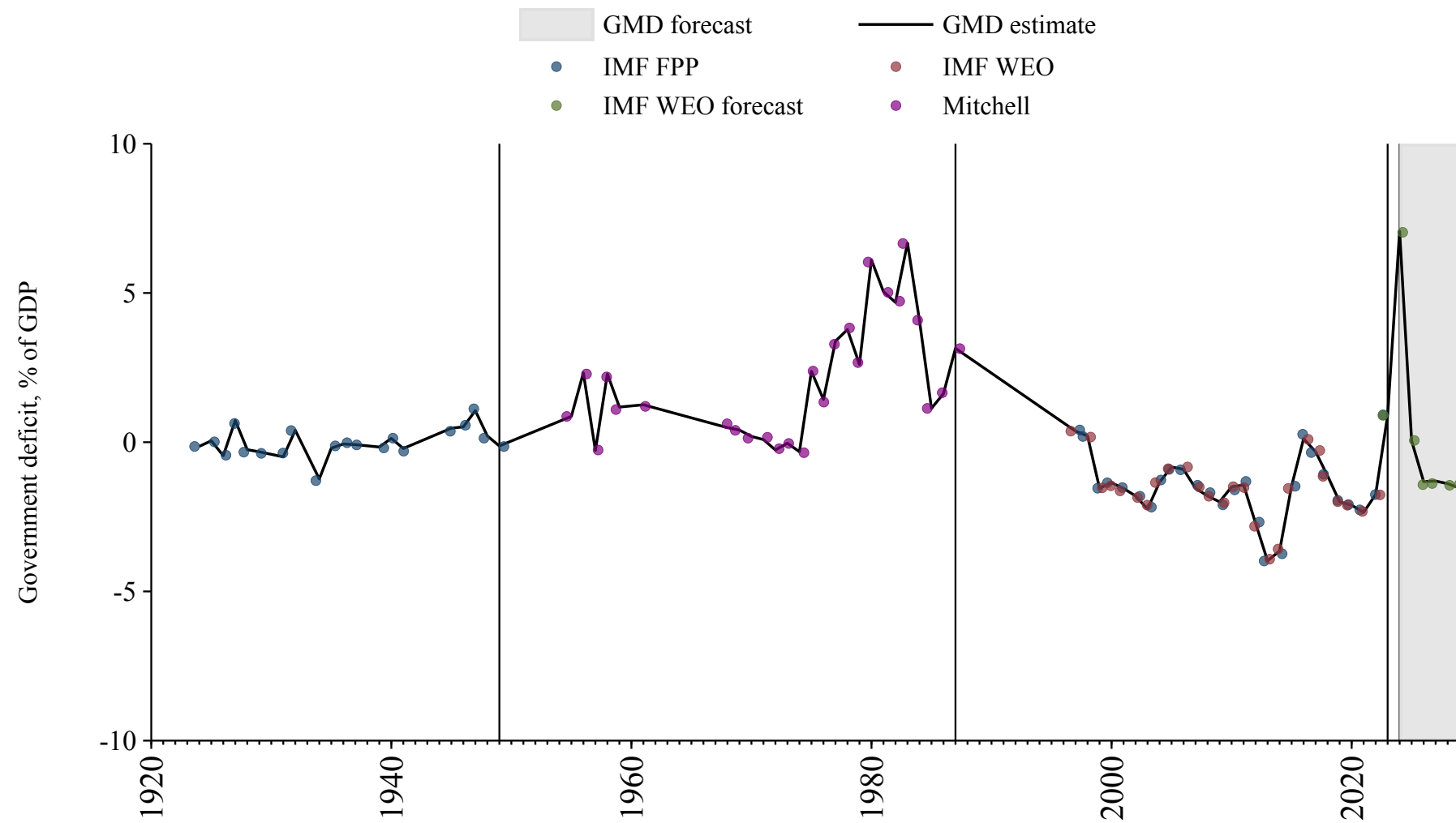
Guyana

Source	Time span	Notes
Mitchell (2013)	1952 - 1992	Spliced using overlapping data in 1993.
WEO (2024a)	1993 - 2022	Baseline source, overlaps with base year 2018.
Mauro et al. (2015)	2023 - 2023	Spliced using overlapping data in 2024.
WEO (2024b)	2024 - 2029	Spliced using overlapping data in 2030.



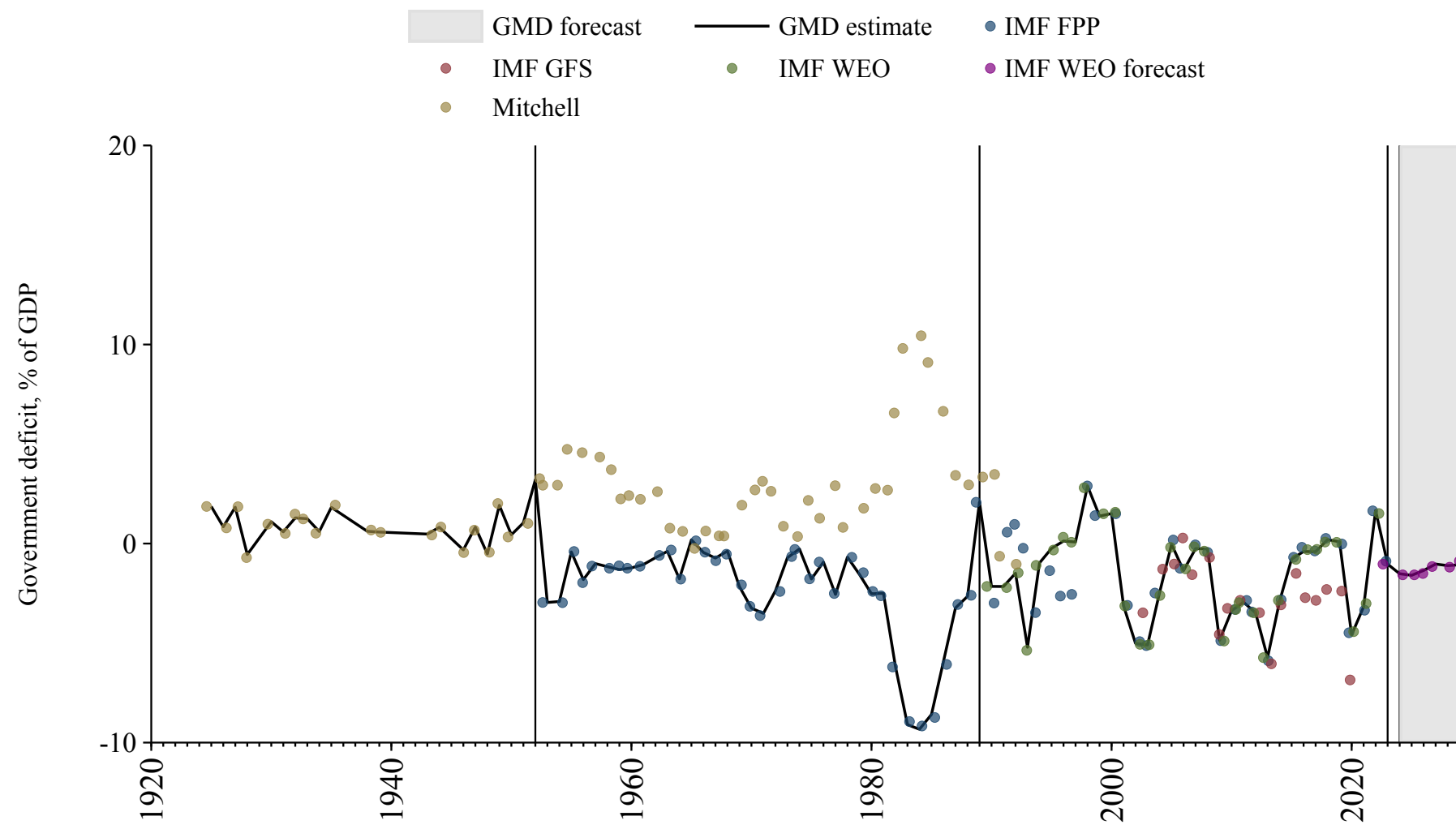
Haiti

Source	Time span	Notes
Mauro et al. (2015)	1924 - 1949	Spliced using overlapping data in 1950.
Mitchell (2013)	1950 - 1987	Spliced using overlapping data in 1988.
WEO (2024a)	1988 - 2022	Baseline source, overlaps with base year 2018.
Mauro et al. (2015)	2023 - 2023	Spliced using overlapping data in 2024.
WEO (2024b)	2024 - 2029	Spliced using overlapping data in 2030.



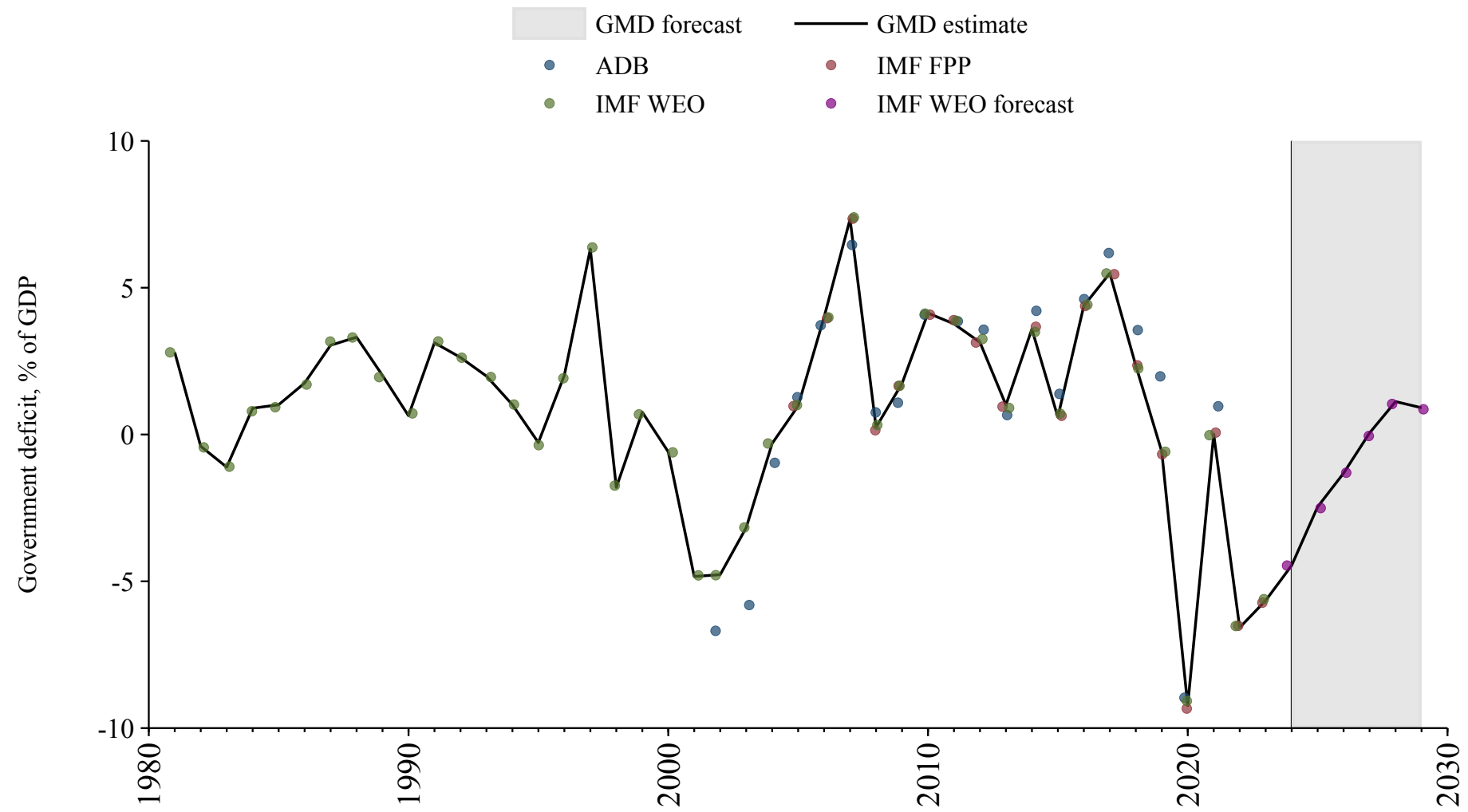
Honduras

Source	Time span	Notes
Mitchell (2013)	1925 - 1952	Spliced using overlapping data in 1953.
Mauro et al. (2015)	1953 - 1989	Spliced using overlapping data in 1990.
WEO (2024a)	1990 - 2022	Baseline source, overlaps with base year 2018.
Mauro et al. (2015)	2023 - 2023	Spliced using overlapping data in 2024.
WEO (2024b)	2024 - 2029	Spliced using overlapping data in 2030.



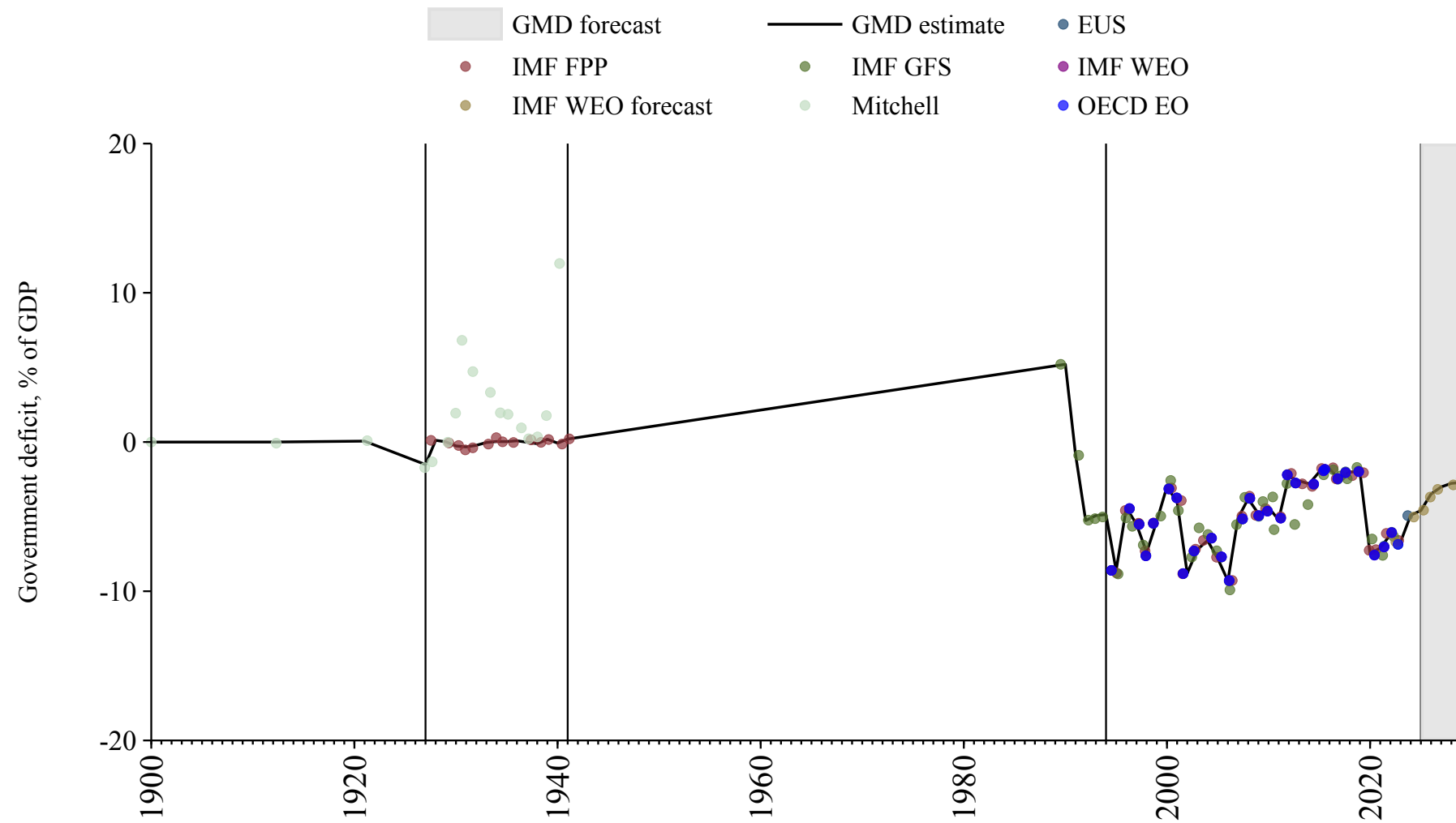
Hong Kong

Source	Time span	Notes
WEO (2024a)	1981 - 2023	Baseline source, overlaps with base year 2018.
WEO (2024b)	2024 - 2029	Spliced using overlapping data in 2030.



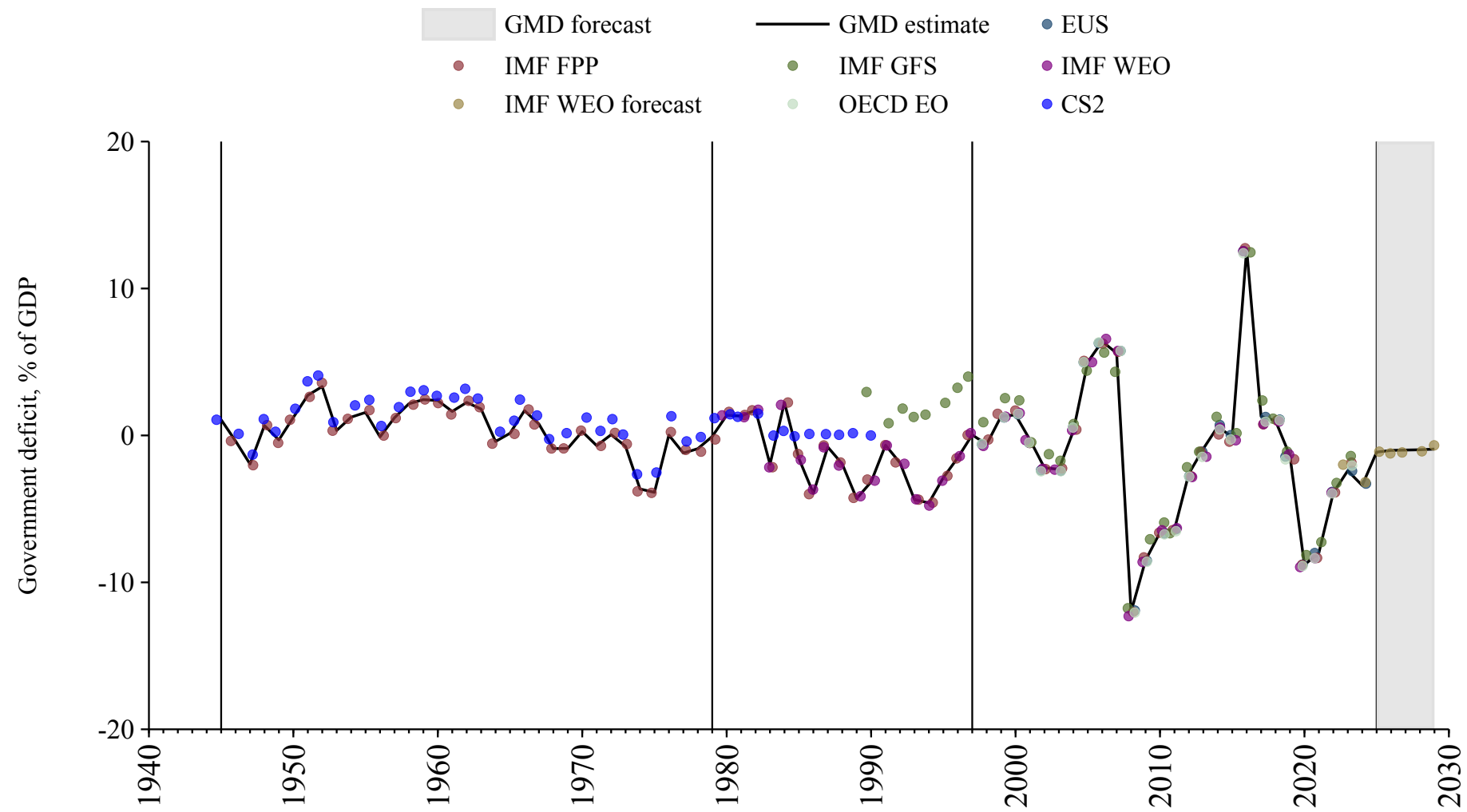
Hungary

Source	Time span	Notes
Mitchell (2013)	1900 - 1927	Spliced using overlapping data in 1928.
Mauro et al. (2015)	1928 - 1941	Spliced using overlapping data in 1942.
International Monetary Fund (2024)	1942 - 1994	Spliced using overlapping data in 1995.
Commission (2024)	1995 - 2024	Baseline source, overlaps with base year 2018.
WEO (2024b)	2025 - 2029	Spliced using overlapping data in 2030.



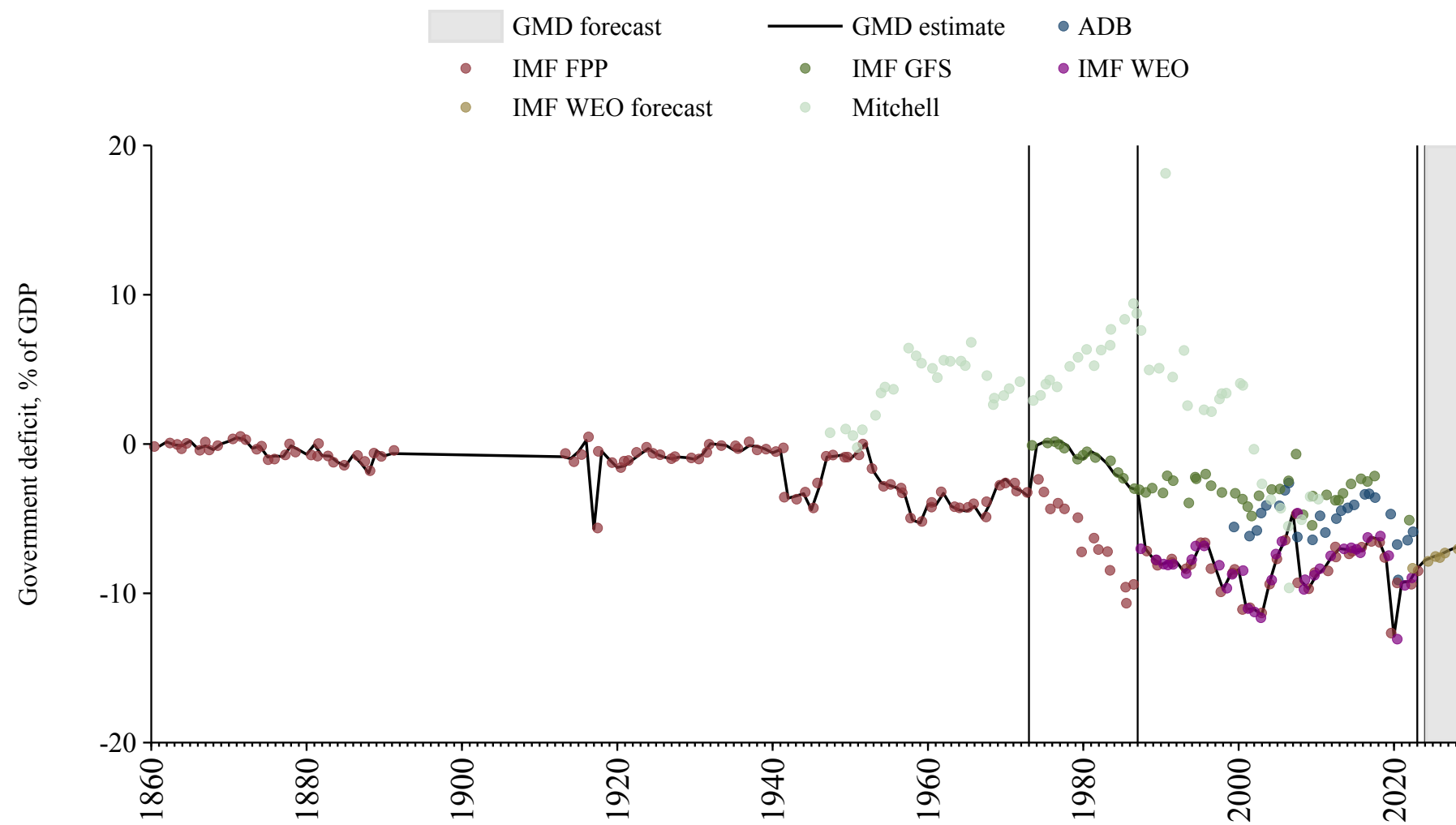
Iceland

Source	Time span	Notes
Iceland (1997)	1945 - 1945	Spliced using overlapping data in 1946.
Mauro et al. (2015)	1946 - 1979	Spliced using overlapping data in 1980.
WEO (2024a)	1980 - 1997	Spliced using overlapping data in 1998.
Commission (2024)	1998 - 2024	Baseline source, overlaps with base year 2018.
WEO (2024b)	2025 - 2029	Spliced using overlapping data in 2030.



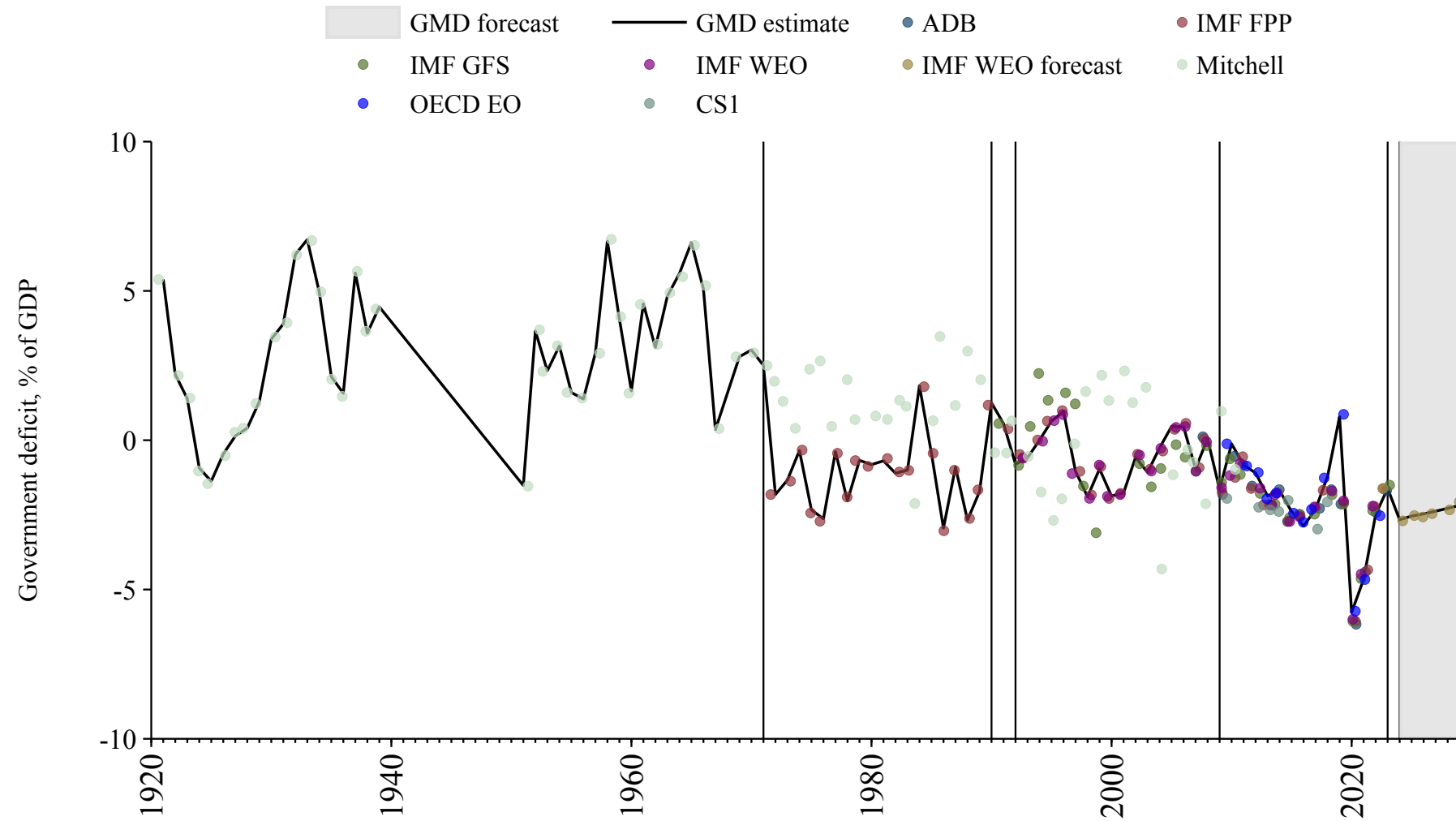
India

Source	Time span	Notes
Mauro et al. (2015)	1861 - 1973	Spliced using overlapping data in 1974.
International Monetary Fund (2024)	1974 - 1987	Spliced using overlapping data in 1988.
WEO (2024a)	1988 - 2022	Baseline source, overlaps with base year 2018.
Mauro et al. (2015)	2023 - 2023	Spliced using overlapping data in 2024.
WEO (2024b)	2024 - 2029	Spliced using overlapping data in 2030.



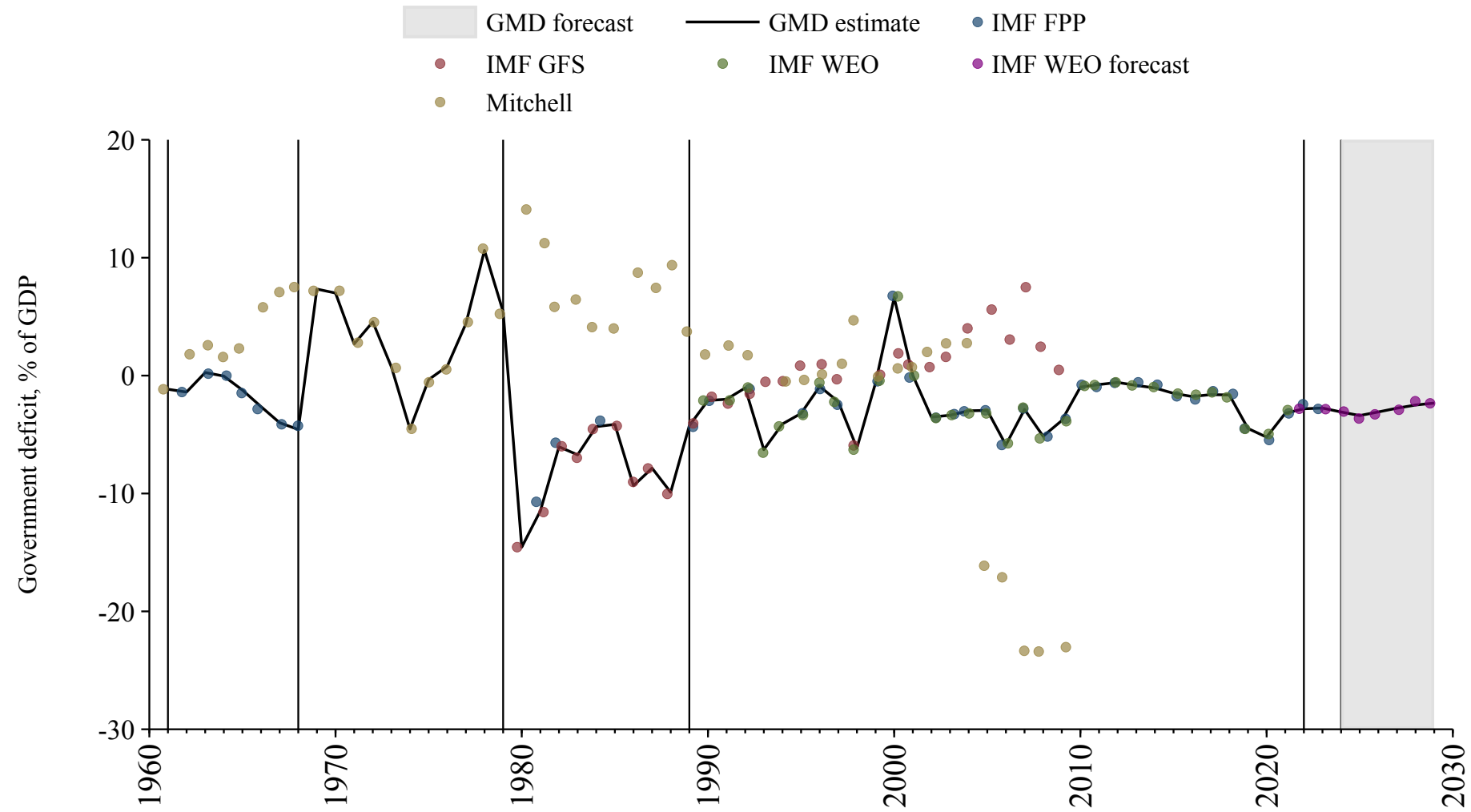
Indonesia

Source	Time span	Notes
Mitchell (2013)	1921 - 1971	Spliced using overlapping data in 1972.
Mauro et al. (2015)	1972 - 1990	Spliced using overlapping data in 1991.
International Monetary Fund (2024)	1991 - 1992	Spliced using overlapping data in 1993.
WEO (2024a)	1993 - 2009	Spliced using overlapping data in 2010.
OECD Economic Outlook (2024)	2010 - 2022	Baseline source, overlaps with base year 2018.
International Monetary Fund (2024)	2023 - 2023	Spliced using overlapping data in 2024.
WEO (2024b)	2024 - 2029	Spliced using overlapping data in 2030.



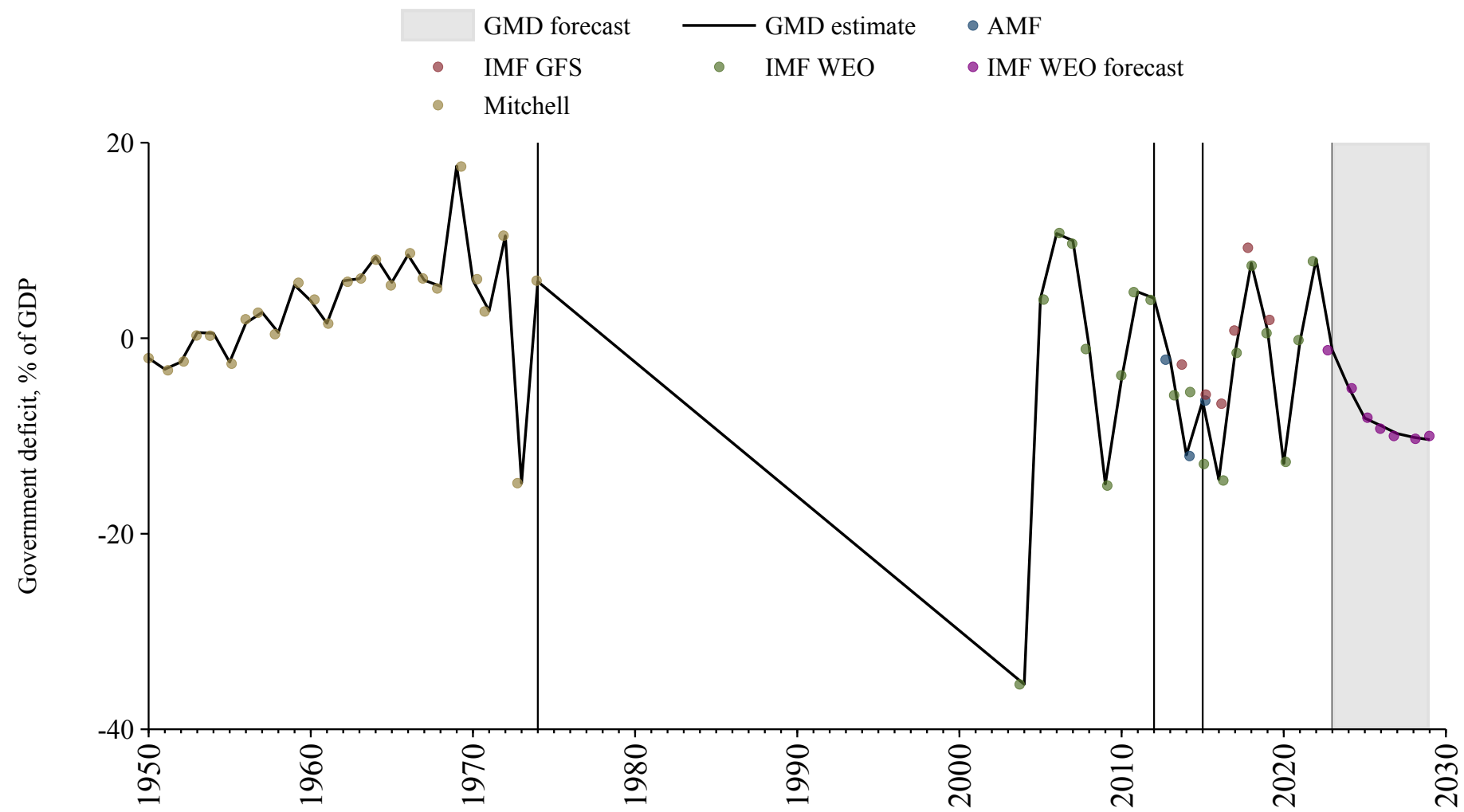
Iran

Source	Time span	Notes
Mitchell (2013)	1961 - 1961	Spliced using overlapping data in 1962.
Mauro et al. (2015)	1962 - 1968	Spliced using overlapping data in 1969.
Mitchell (2013)	1969 - 1979	Spliced using overlapping data in 1980.
International Monetary Fund (2024)	1980 - 1989	Spliced using overlapping data in 1990.
WEO (2024a)	1990 - 2021	Baseline source, overlaps with base year 2018.
Mauro et al. (2015)	2022 - 2023	Spliced using overlapping data in 2024.
WEO (2024b)	2024 - 2029	Spliced using overlapping data in 2030.



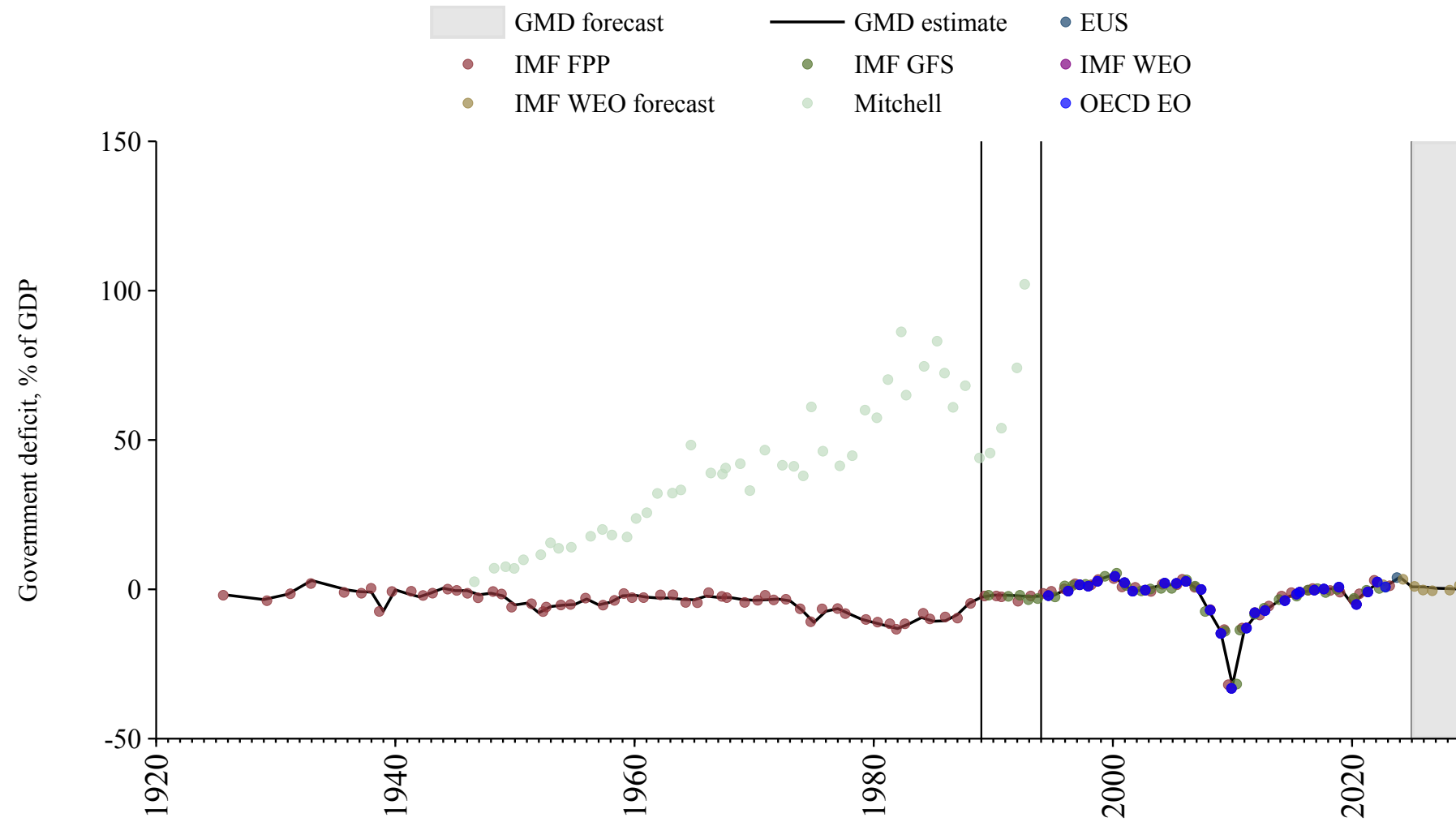
Iraq

Source	Time span	Notes
Mitchell (2013)	1950 - 1974	Spliced using overlapping data in 1975.
WEO (2024a)	1975 - 2012	Spliced using overlapping data in 2013.
Arab Monetary Fund (2024)	2013 - 2015	Spliced using overlapping data in 2016.
WEO (2024a)	2016 - 2022	Baseline source, overlaps with base year 2018.
WEO (2024b)	2023 - 2029	Spliced using overlapping data in 2030.



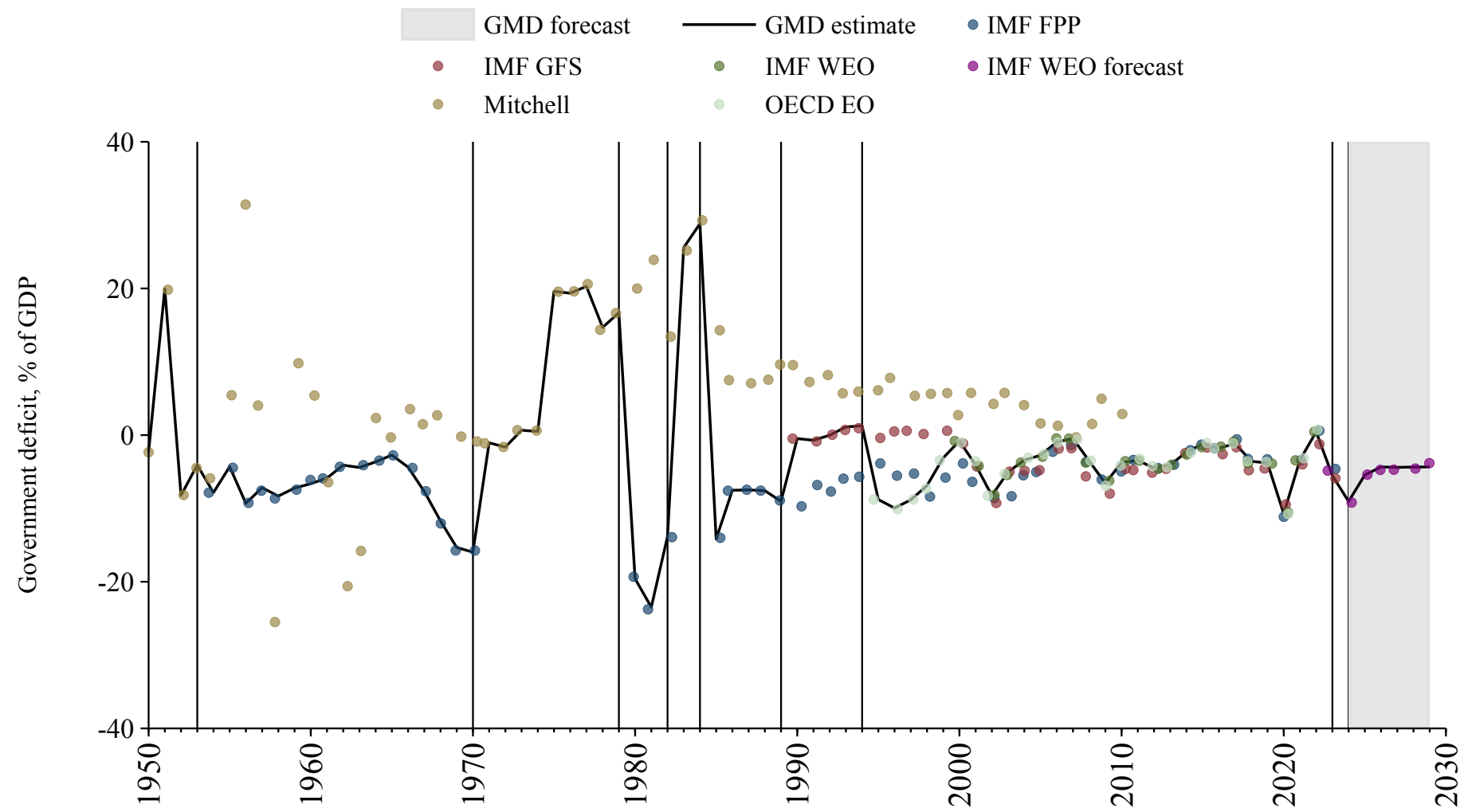
Ireland

Source	Time span	Notes
Mauro et al. (2015)	1926 - 1989	Spliced using overlapping data in 1990.
International Monetary Fund (2024)	1990 - 1994	Spliced using overlapping data in 1995.
Commission (2024)	1995 - 2024	Baseline source, overlaps with base year 2018.
WEO (2024b)	2025 - 2029	Spliced using overlapping data in 2030.



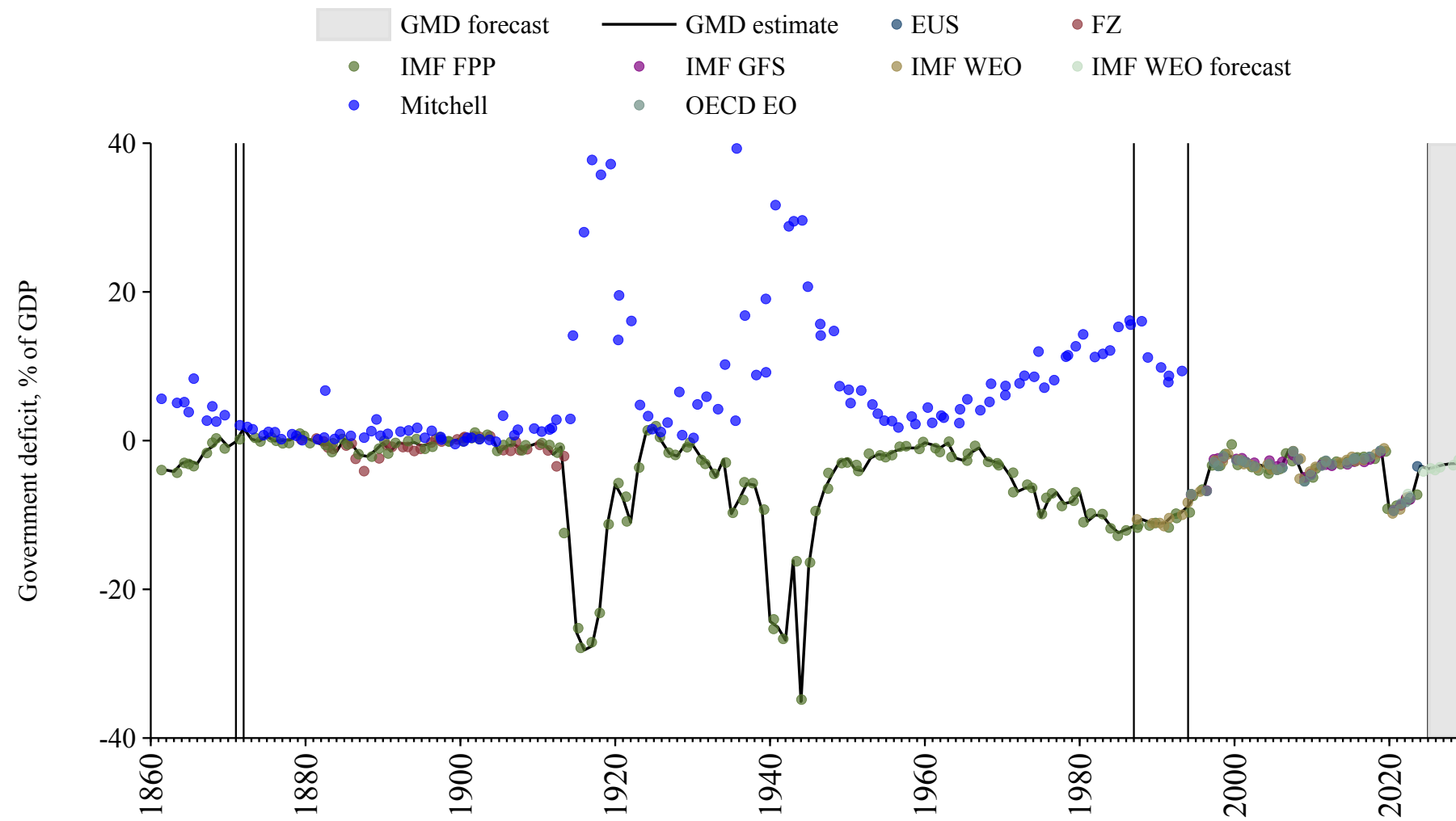
Israel

Source	Time span	Notes
Mitchell (2013)	1950 - 1953	Spliced using overlapping data in 1954.
Mauro et al. (2015)	1954 - 1970	Spliced using overlapping data in 1971.
Mitchell (2013)	1971 - 1979	Spliced using overlapping data in 1980.
Mauro et al. (2015)	1980 - 1982	Spliced using overlapping data in 1983.
Mitchell (2013)	1983 - 1984	Spliced using overlapping data in 1985.
Mauro et al. (2015)	1985 - 1989	Spliced using overlapping data in 1990.
International Monetary Fund (2024)	1990 - 1994	Spliced using overlapping data in 1995.
OECD Economic Outlook (2024)	1995 - 2022	Baseline source, overlaps with base year 2018.
International Monetary Fund (2024)	2023 - 2023	Spliced using overlapping data in 2024.
WEO (2024b)	2024 - 2029	Spliced using overlapping data in 2030.



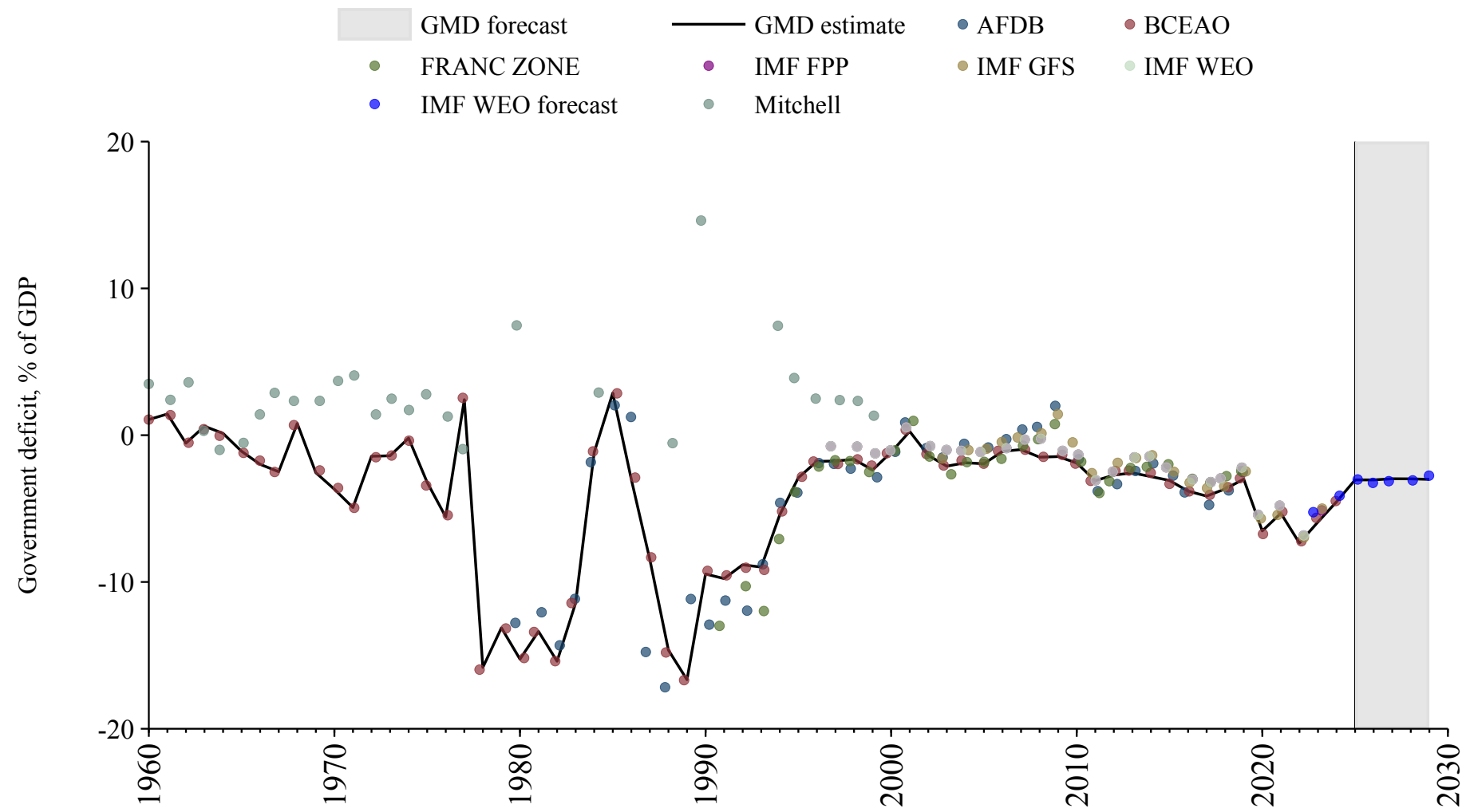
Italy

Source	Time span	Notes
Mauro et al. (2015)	1862 - 1871	Spliced using overlapping data in 1872.
Mitchell (2013)	1872 - 1872	Spliced using overlapping data in 1873.
Mauro et al. (2015)	1873 - 1987	Spliced using overlapping data in 1988.
WEO (2024a)	1988 - 1994	Spliced using overlapping data in 1995.
Commission (2024)	1995 - 2024	Baseline source, overlaps with base year 2018.
WEO (2024b)	2025 - 2029	Spliced using overlapping data in 2030.



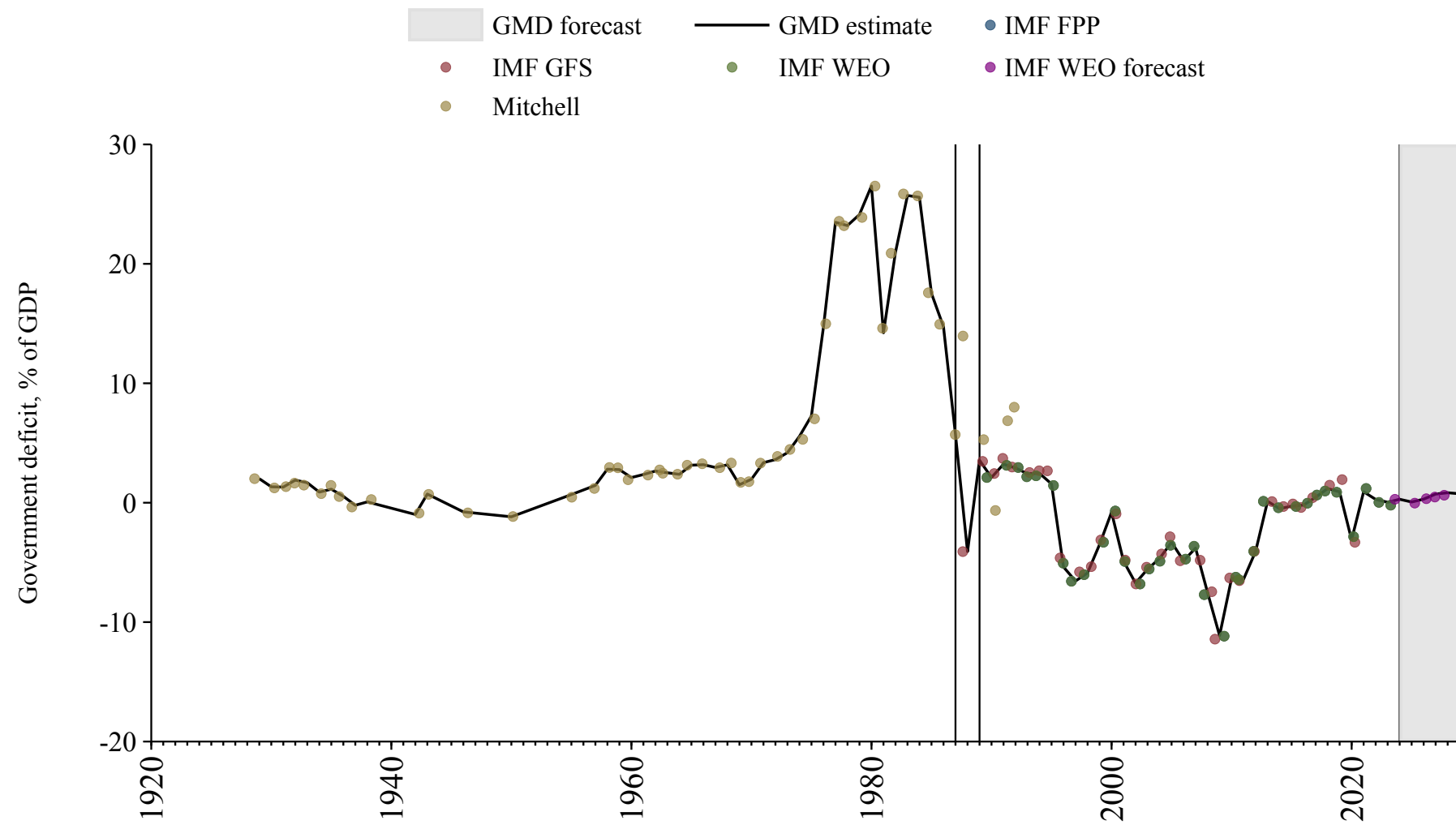
Ivory Coast

Source	Time span	Notes
Banque centrale des États de l'Afrique de l'Ouest (2024)	1960 - 2024	Baseline source, overlaps with base year 2018.
WEO (2024b)	2025 - 2029	Spliced using overlapping data in 2030.



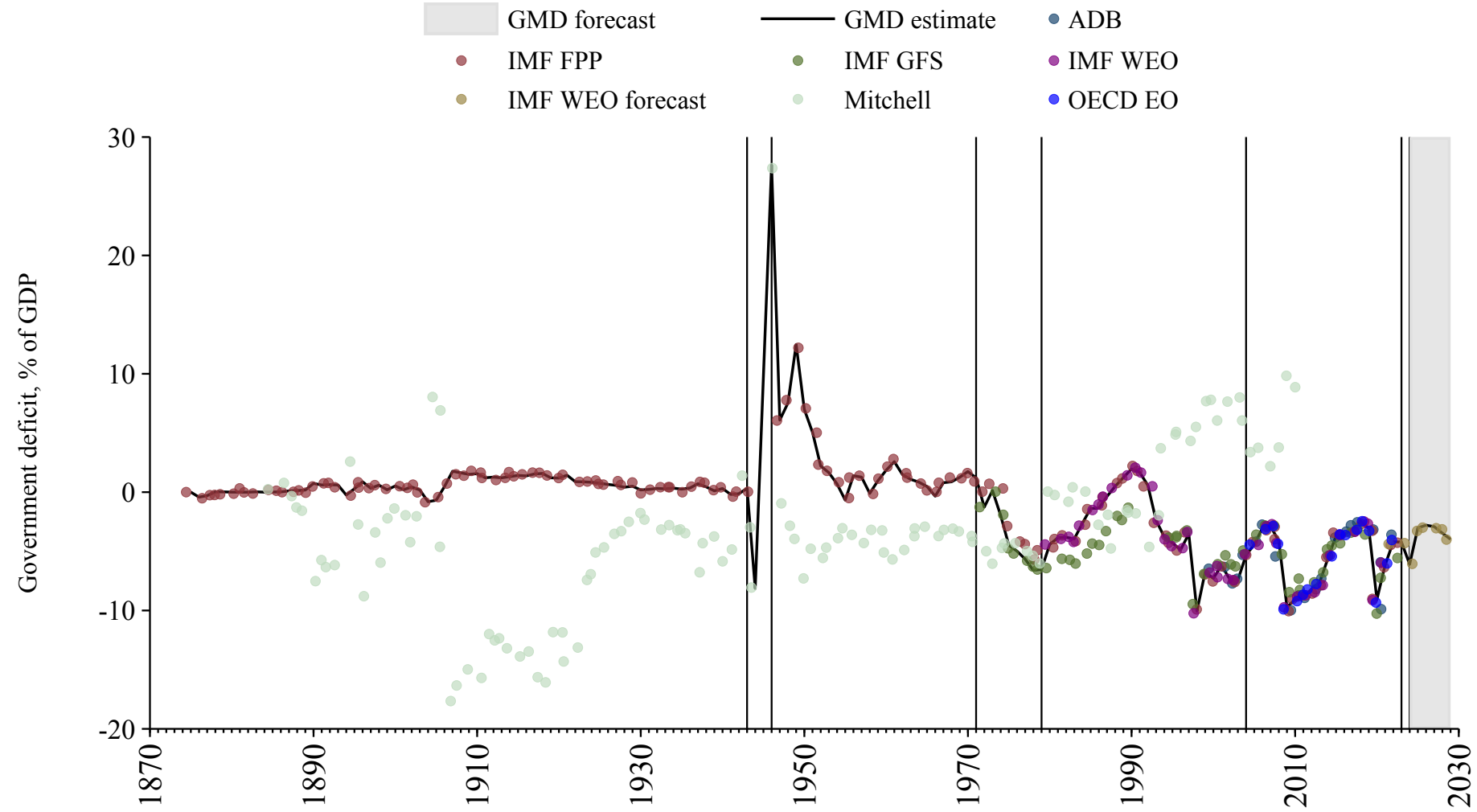
Jamaica

Source	Time span	Notes
Mitchell (2013)	1929 - 1987	Spliced using overlapping data in 1988.
International Monetary Fund (2024)	1988 - 1989	Spliced using overlapping data in 1990.
WEO (2024a)	1990 - 2023	Baseline source, overlaps with base year 2018.
WEO (2024b)	2024 - 2029	Spliced using overlapping data in 2030.



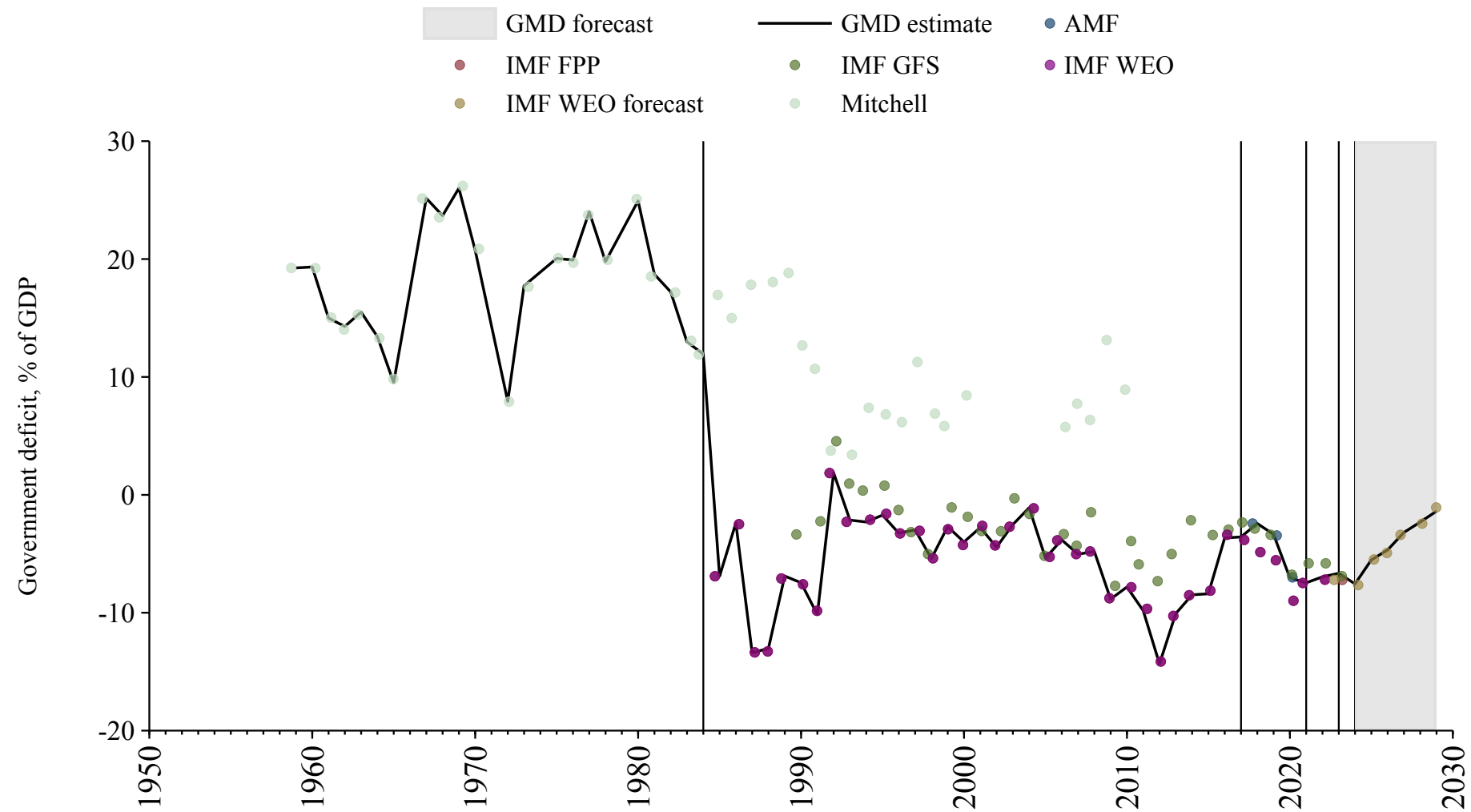
Japan

Source	Time span	Notes
Mauro et al. (2015)	1875 - 1943	Spliced using overlapping data in 1944.
Mitchell (2013)	1944 - 1946	Spliced using overlapping data in 1947.
Mauro et al. (2015)	1947 - 1971	Spliced using overlapping data in 1972.
International Monetary Fund (2024)	1972 - 1979	Spliced using overlapping data in 1980.
WEO (2024a)	1980 - 2004	Spliced using overlapping data in 2005.
OECD Economic Outlook (2024)	2005 - 2022	Baseline source, overlaps with base year 2018.
Mauro et al. (2015)	2023 - 2023	Spliced using overlapping data in 2024.
WEO (2024b)	2024 - 2029	Spliced using overlapping data in 2030.



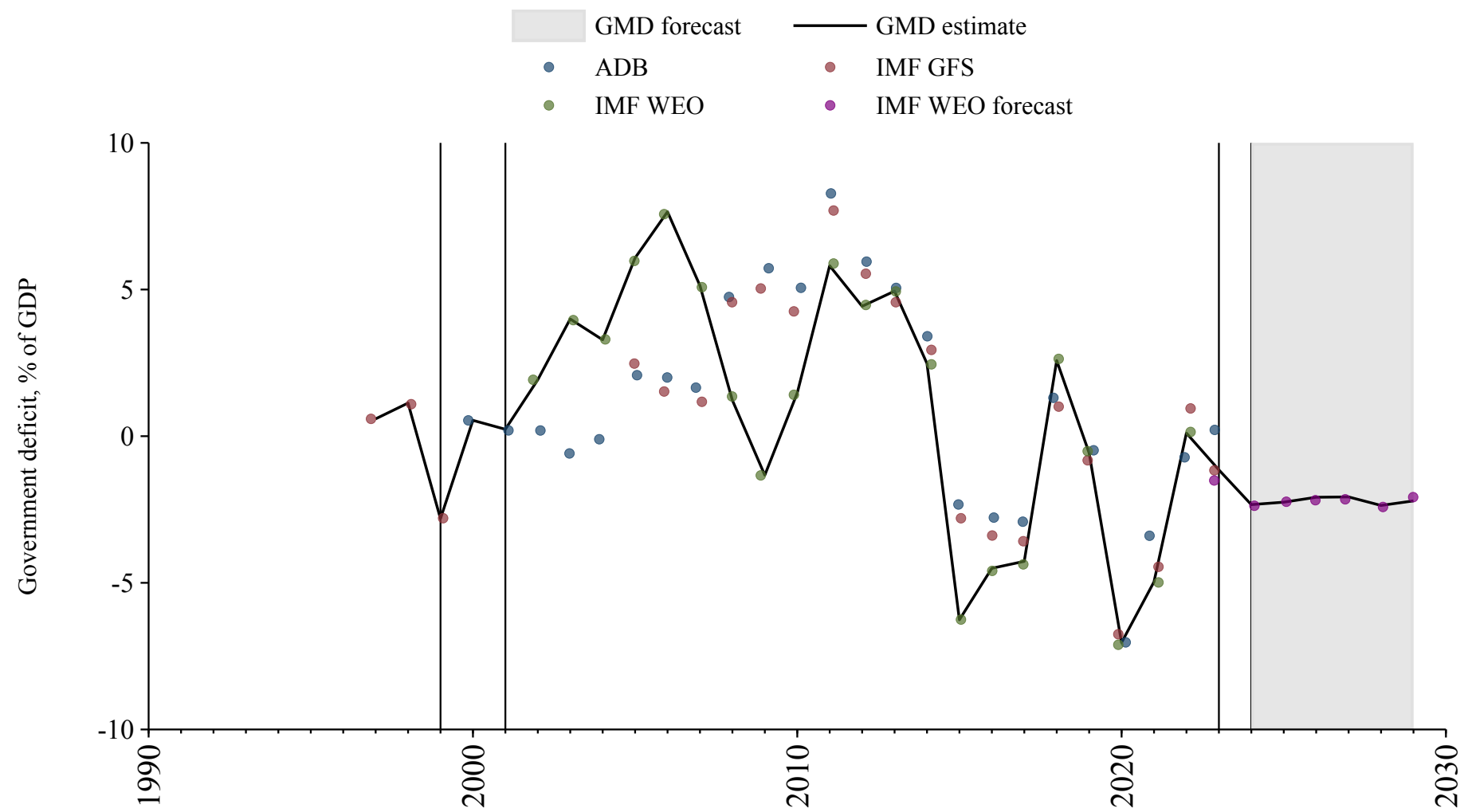
Jordan

Source	Time span	Notes
Mitchell (2013)	1959 - 1984	Spliced using overlapping data in 1985.
WEO (2024a)	1985 - 2017	Spliced using overlapping data in 2018.
Arab Monetary Fund (2024)	2018 - 2020	Baseline source, overlaps with base year 2018.
WEO (2024a)	2021 - 2022	Spliced using overlapping data in 2023.
International Monetary Fund (2024)	2023 - 2023	Spliced using overlapping data in 2024.
WEO (2024b)	2024 - 2029	Spliced using overlapping data in 2030.



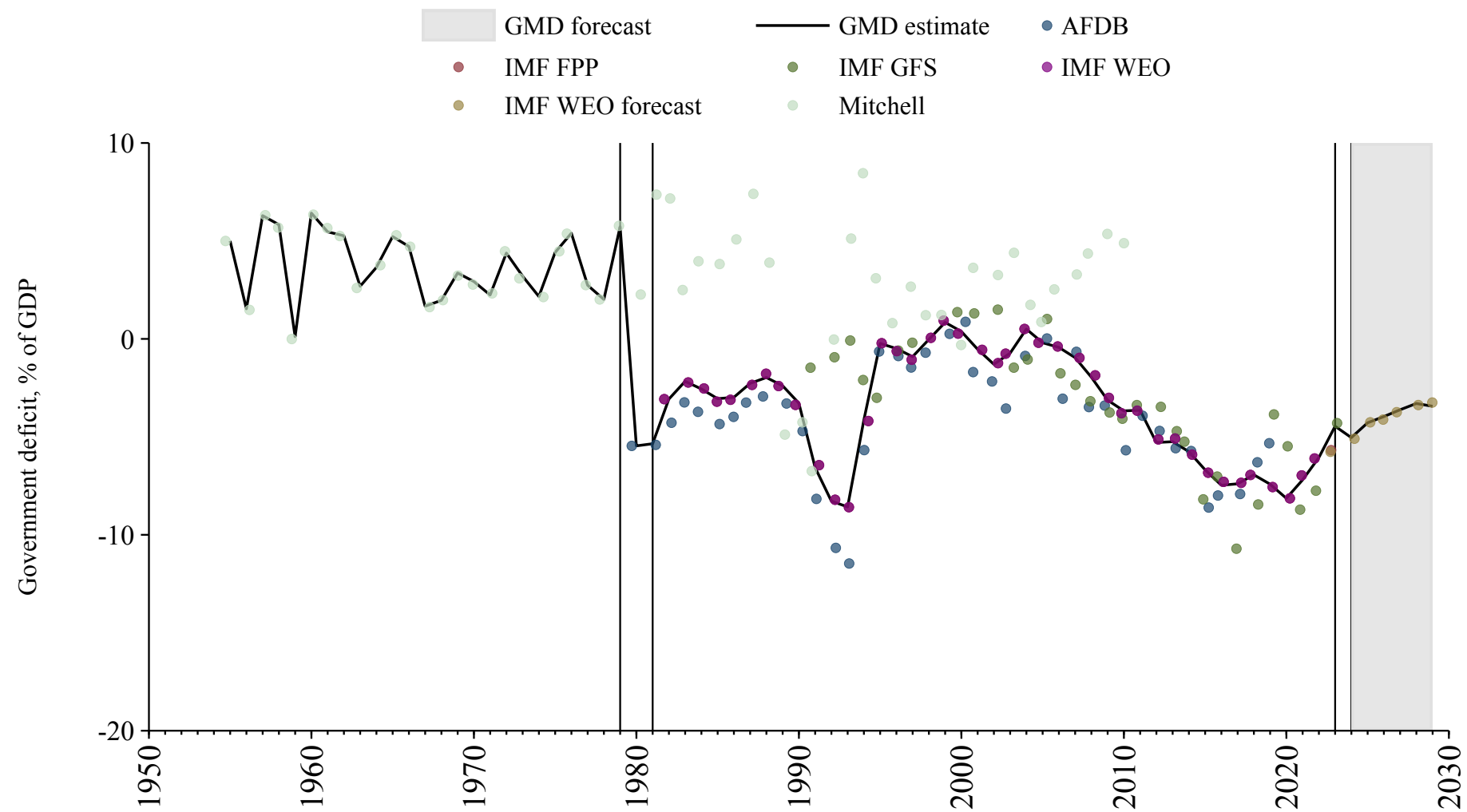
Kazakhstan

Source	Time span	Notes
International Monetary Fund (2024)	1997 - 1999	Spliced using overlapping data in 2000.
Asian Development Bank (2024)	2000 - 2001	Spliced using overlapping data in 2002.
WEO (2024a)	2002 - 2022	Baseline source, overlaps with base year 2018.
International Monetary Fund (2024)	2023 - 2023	Spliced using overlapping data in 2024.
WEO (2024b)	2024 - 2029	Spliced using overlapping data in 2030.



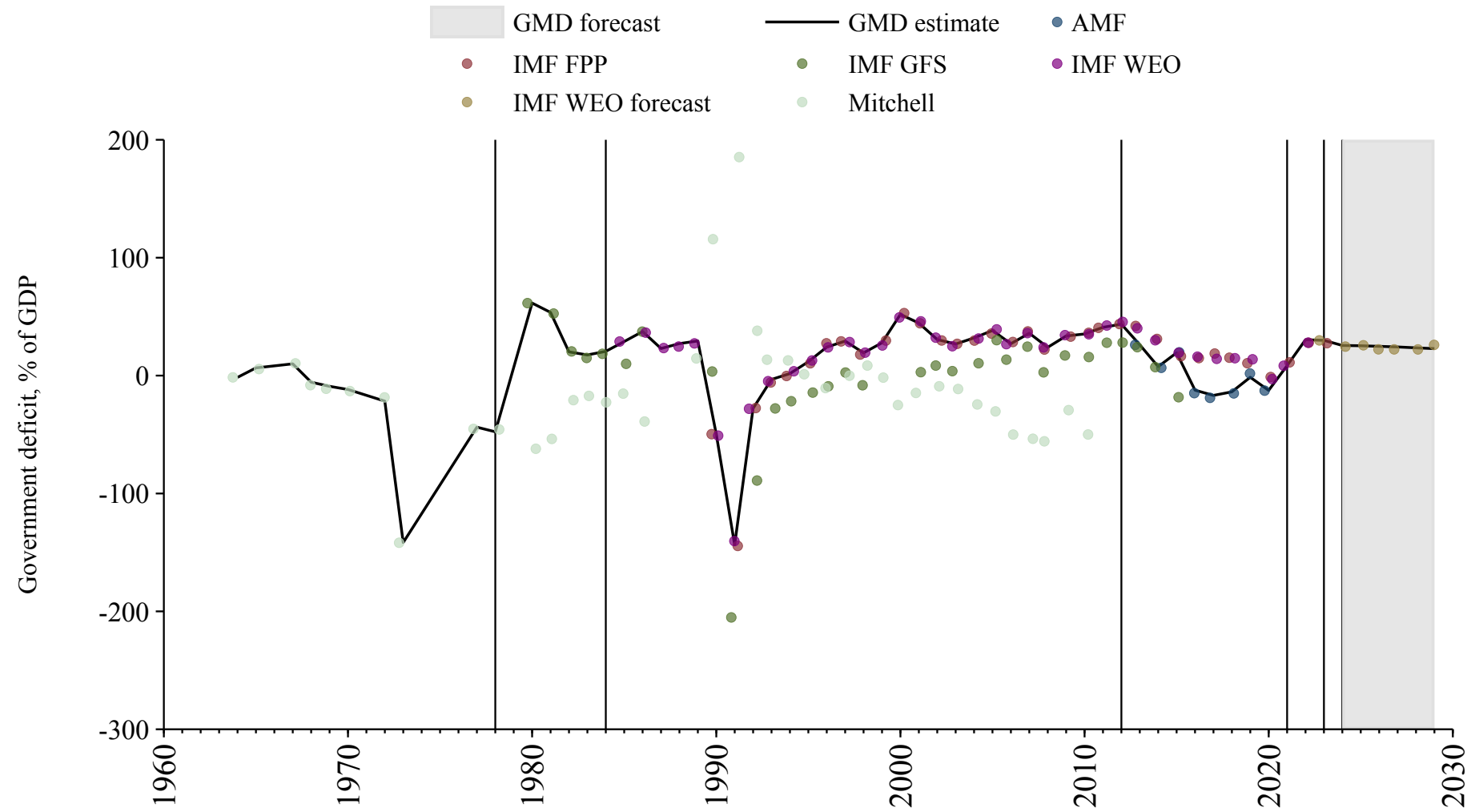
Kenya

Source	Time span	Notes
Mitchell (2013)	1955 - 1979	Spliced using overlapping data in 1980.
Bank (2024)	1980 - 1981	Spliced using overlapping data in 1982.
WEO (2024a)	1982 - 2022	Baseline source, overlaps with base year 2018.
International Monetary Fund (2024)	2023 - 2023	Spliced using overlapping data in 2024.
WEO (2024b)	2024 - 2029	Spliced using overlapping data in 2030.



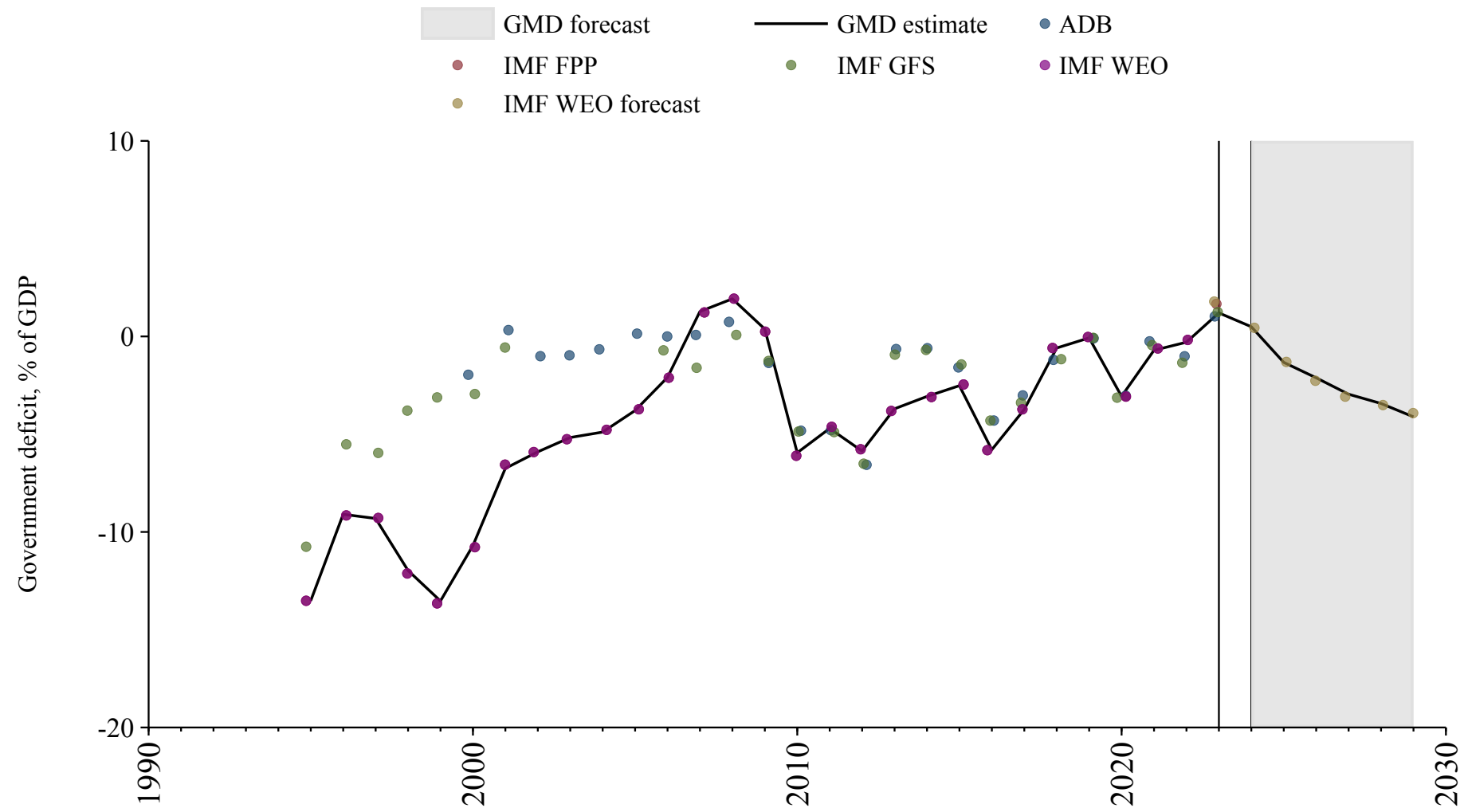
Kuwait

Source	Time span	Notes
Mitchell (2013)	1964 - 1978	Spliced using overlapping data in 1979.
International Monetary Fund (2024)	1979 - 1984	Spliced using overlapping data in 1985.
WEO (2024a)	1985 - 2012	Spliced using overlapping data in 2013.
Arab Monetary Fund (2024)	2013 - 2020	Baseline source, overlaps with base year 2018.
WEO (2024a)	2021 - 2022	Spliced using overlapping data in 2023.
Mauro et al. (2015)	2023 - 2023	Spliced using overlapping data in 2024.
WEO (2024b)	2024 - 2029	Spliced using overlapping data in 2030.



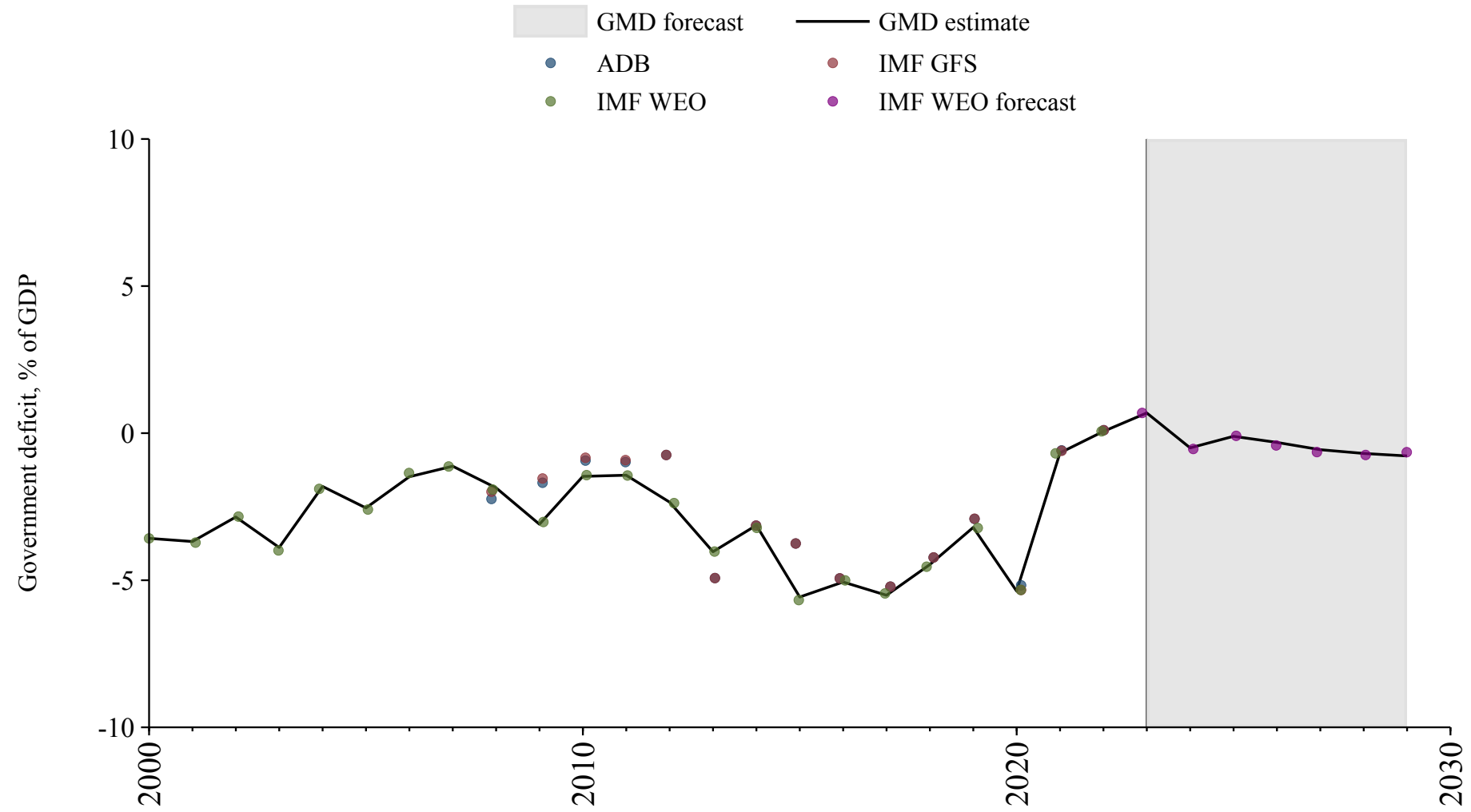
Kyrgyzstan

Source	Time span	Notes
WEO (2024a)	1995 - 2022	Baseline source, overlaps with base year 2018.
International Monetary Fund (2024)	2023 - 2023	Spliced using overlapping data in 2024.
WEO (2024b)	2024 - 2029	Spliced using overlapping data in 2030.



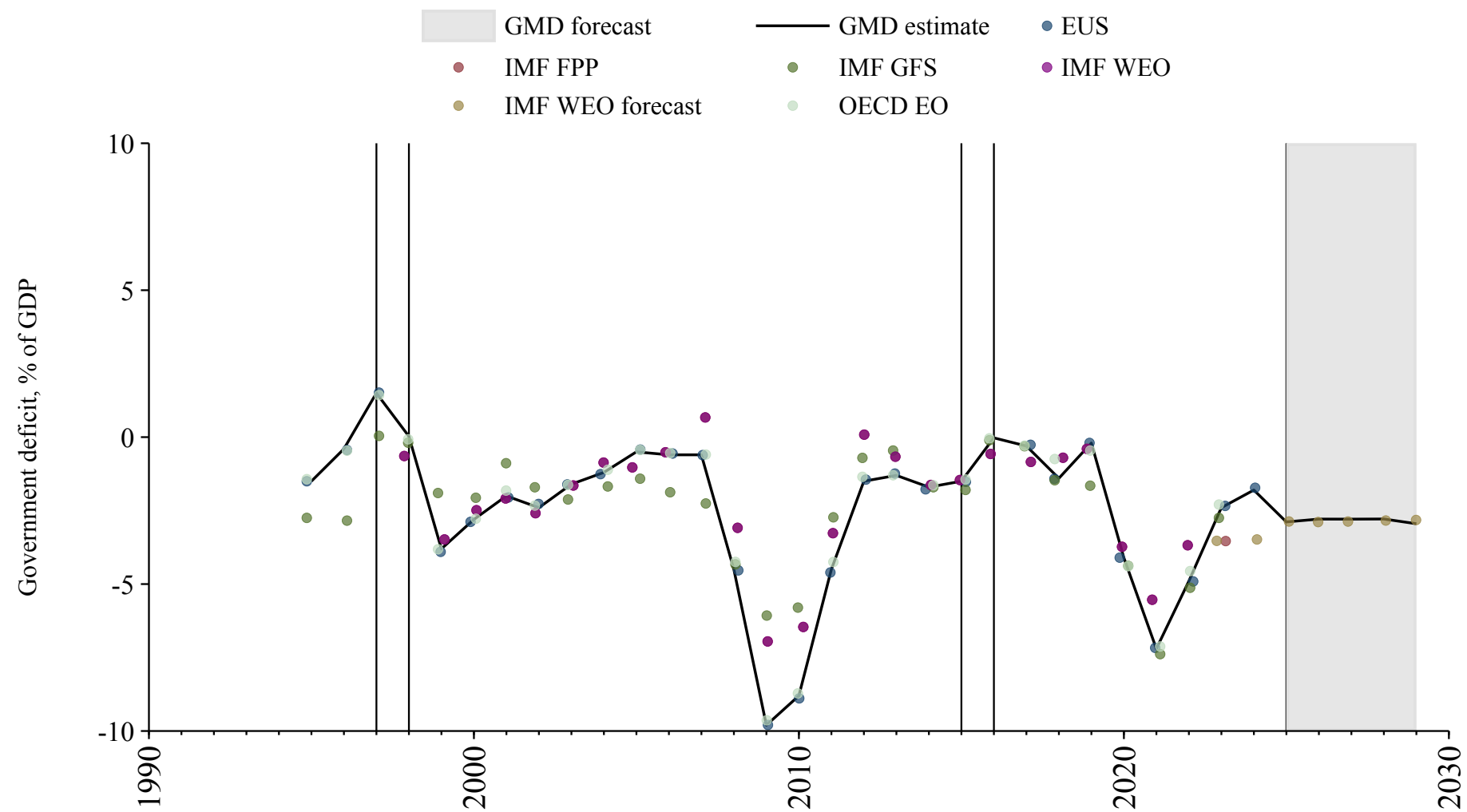
Laos

Source	Time span	Notes
WEO (2024a)	2000 - 2022	Baseline source, overlaps with base year 2018.
WEO (2024b)	2023 - 2029	Spliced using overlapping data in 2030.



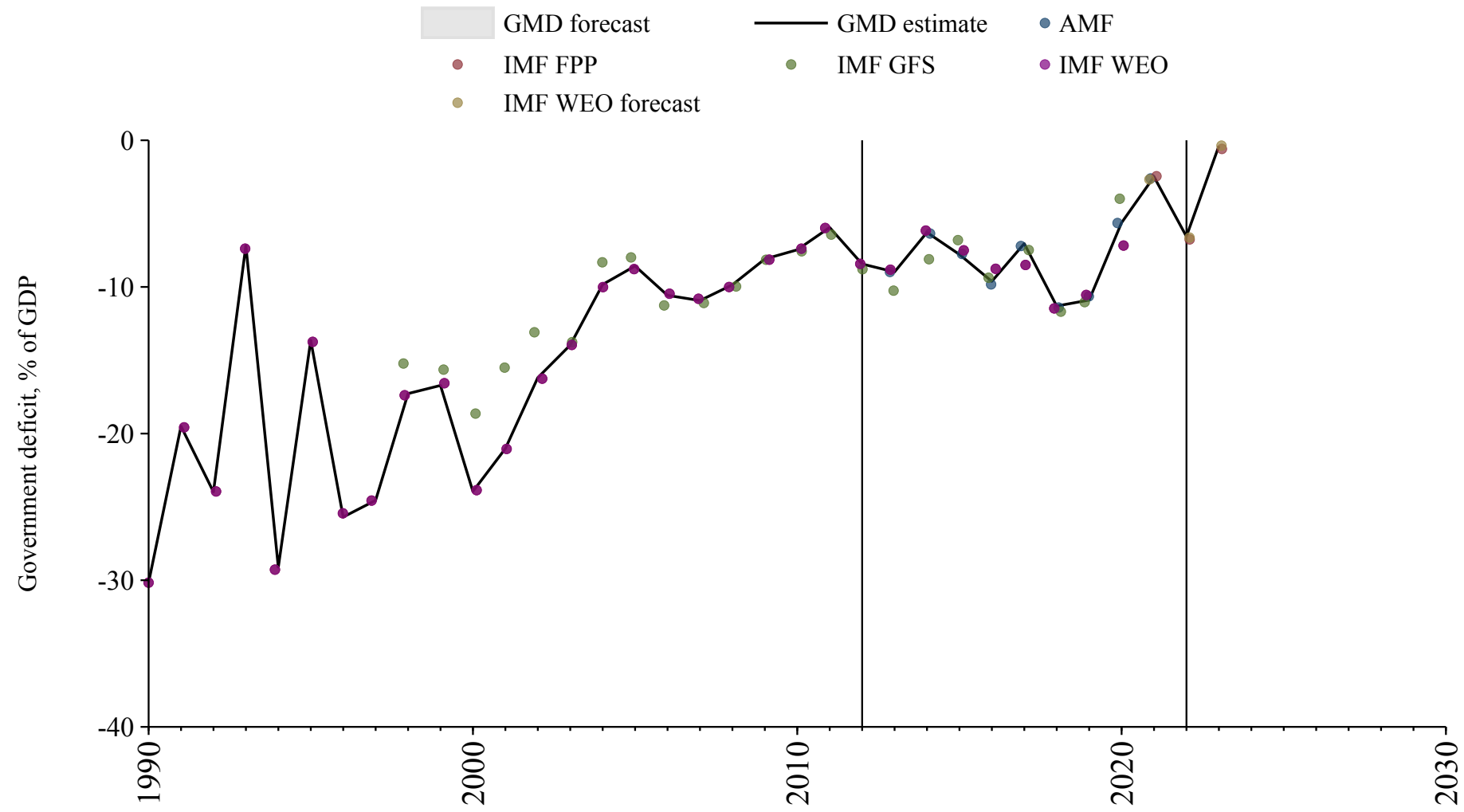
Latvia

Source	Time span	Notes
Commission (2024)	1995 - 1997	Spliced using overlapping data in 1998.
OECD Economic Outlook (2024)	1998 - 1998	Spliced using overlapping data in 1999.
Commission (2024)	1999 - 2015	Spliced using overlapping data in 2016.
OECD Economic Outlook (2024)	2016 - 2016	Spliced using overlapping data in 2017.
Commission (2024)	2017 - 2024	Baseline source, overlaps with base year 2018.
WEO (2024b)	2025 - 2029	Spliced using overlapping data in 2030.



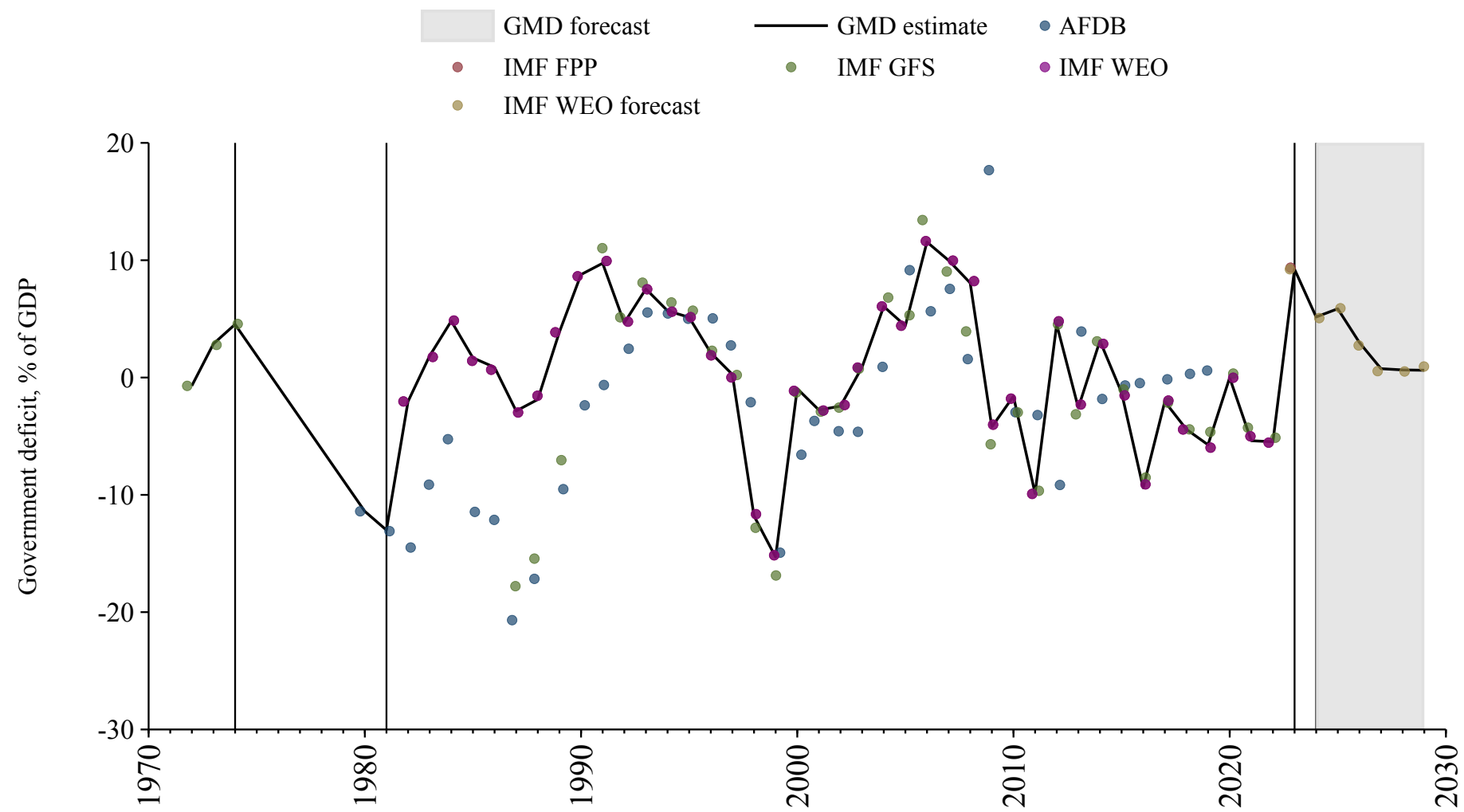
Lebanon

Source	Time span	Notes
WEO (2024a)	1990 - 2012	Spliced using overlapping data in 2013.
Arab Monetary Fund (2024)	2013 - 2021	Baseline source, overlaps with base year 2018.
Mauro et al. (2015)	2022 - 2023	Spliced using overlapping data in 2024.



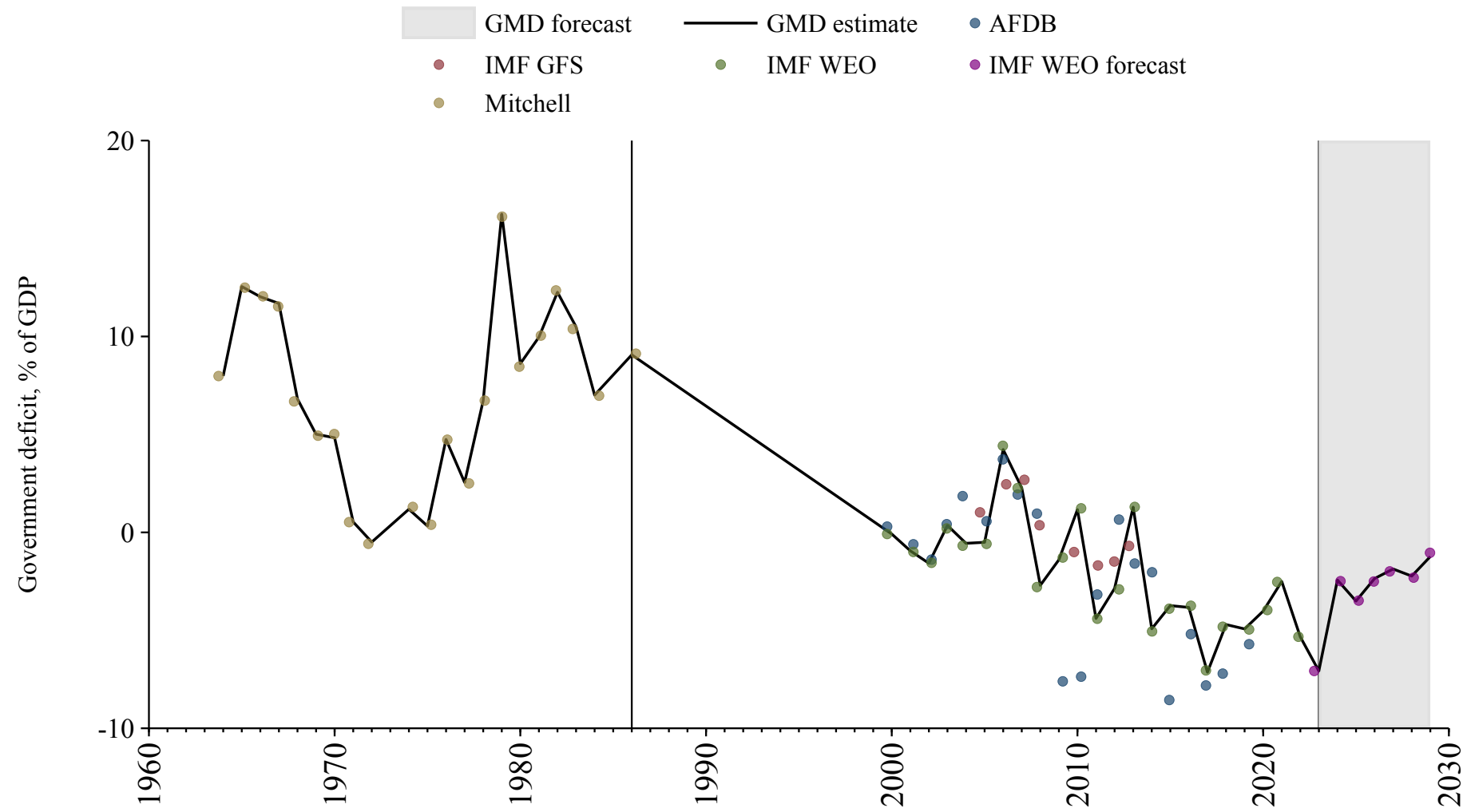
Lesotho

Source	Time span	Notes
International Monetary Fund (2024)	1972 - 1974	Spliced using overlapping data in 1975.
Bank (2024)	1975 - 1981	Spliced using overlapping data in 1982.
WEO (2024a)	1982 - 2022	Baseline source, overlaps with base year 2018.
Mauro et al. (2015)	2023 - 2023	Spliced using overlapping data in 2024.
WEO (2024b)	2024 - 2029	Spliced using overlapping data in 2030.



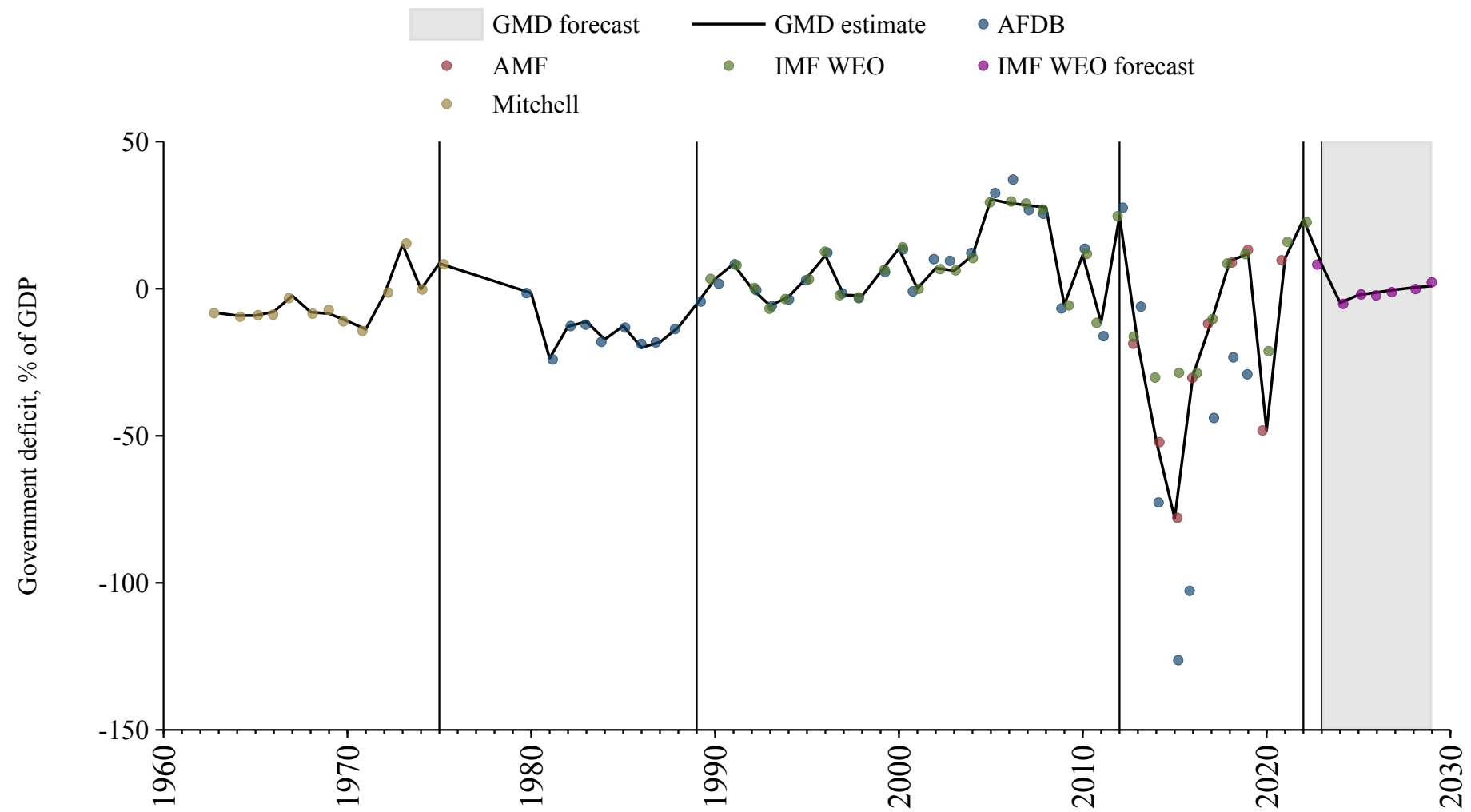
Liberia

Source	Time span	Notes
Mitchell (2013)	1964 - 1986	Spliced using overlapping data in 1987.
WEO (2024a)	1987 - 2022	Baseline source, overlaps with base year 2018.
WEO (2024b)	2023 - 2029	Spliced using overlapping data in 2030.



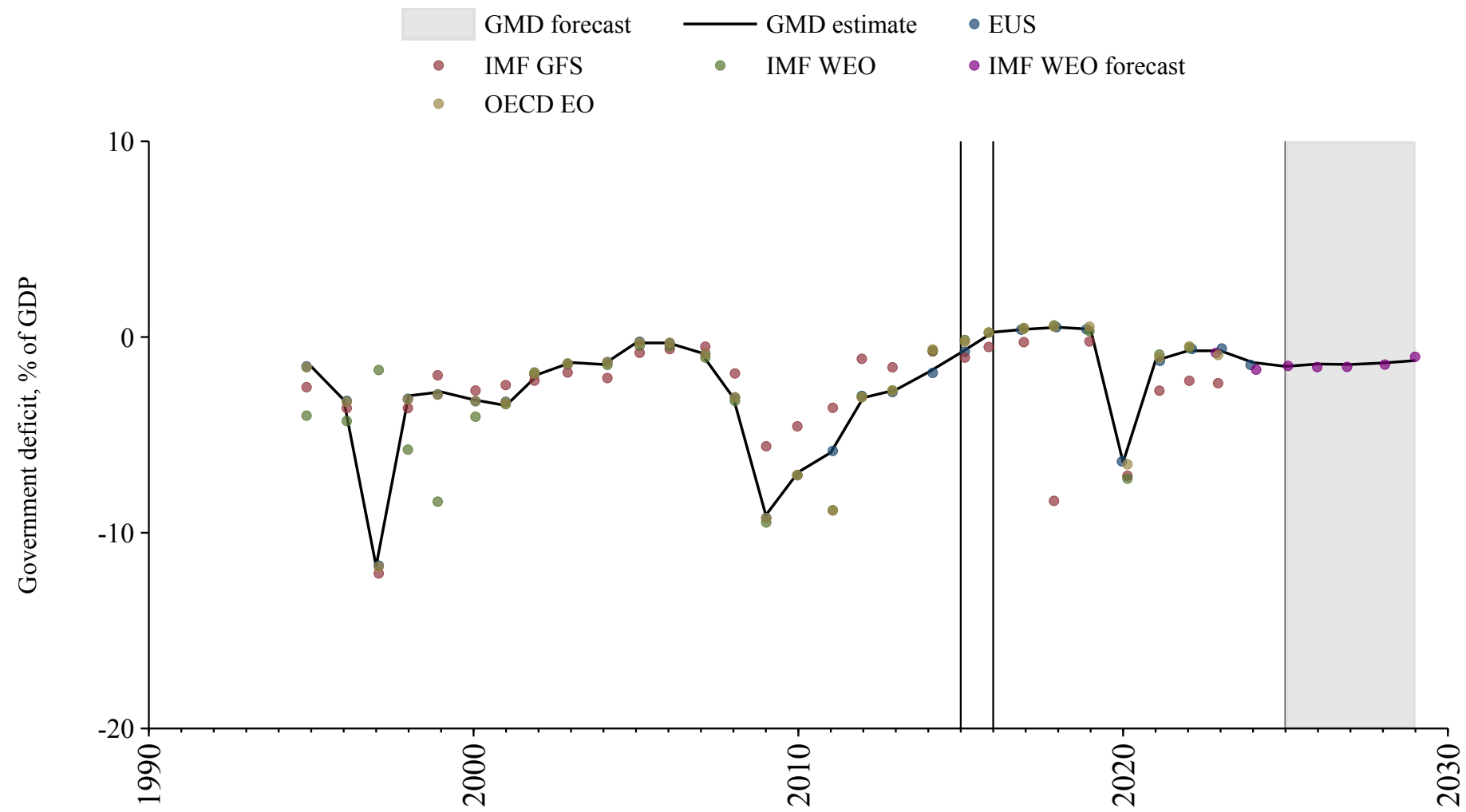
Libya

Source	Time span	Notes
Mitchell (2013)	1963 - 1975	Spliced using overlapping data in 1976.
Bank (2024)	1976 - 1989	Spliced using overlapping data in 1990.
WEO (2024a)	1990 - 2012	Spliced using overlapping data in 2013.
Arab Monetary Fund (2024)	2013 - 2021	Baseline source, overlaps with base year 2018.
WEO (2024a)	2022 - 2022	Spliced using overlapping data in 2023.
WEO (2024b)	2023 - 2029	Spliced using overlapping data in 2030.



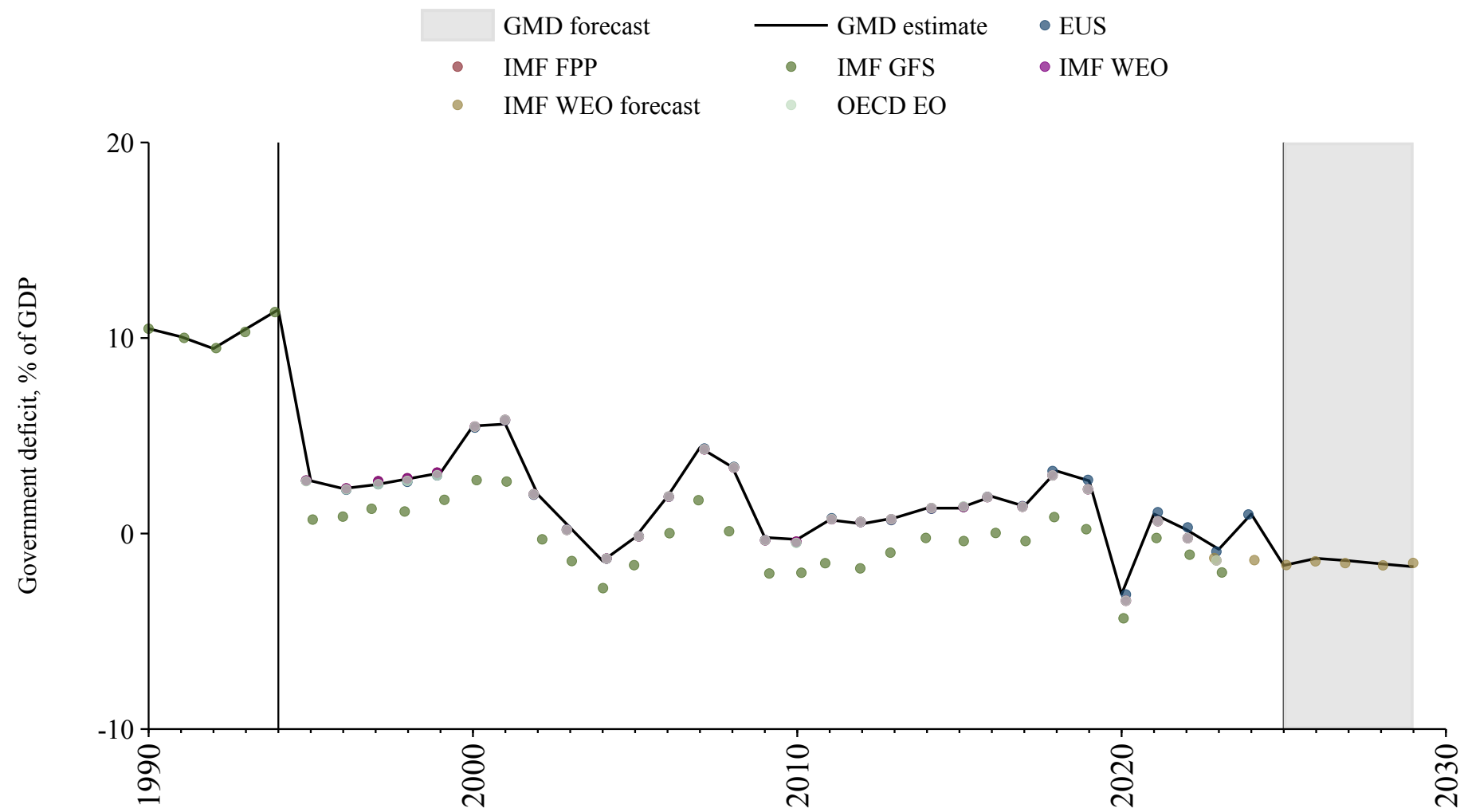
Lithuania

Source	Time span	Notes
Commission (2024)	1995 - 2015	Spliced using overlapping data in 2016.
OECD Economic Outlook (2024)	2016 - 2016	Spliced using overlapping data in 2017.
Commission (2024)	2017 - 2024	Baseline source, overlaps with base year 2018.
WEO (2024b)	2025 - 2029	Spliced using overlapping data in 2030.



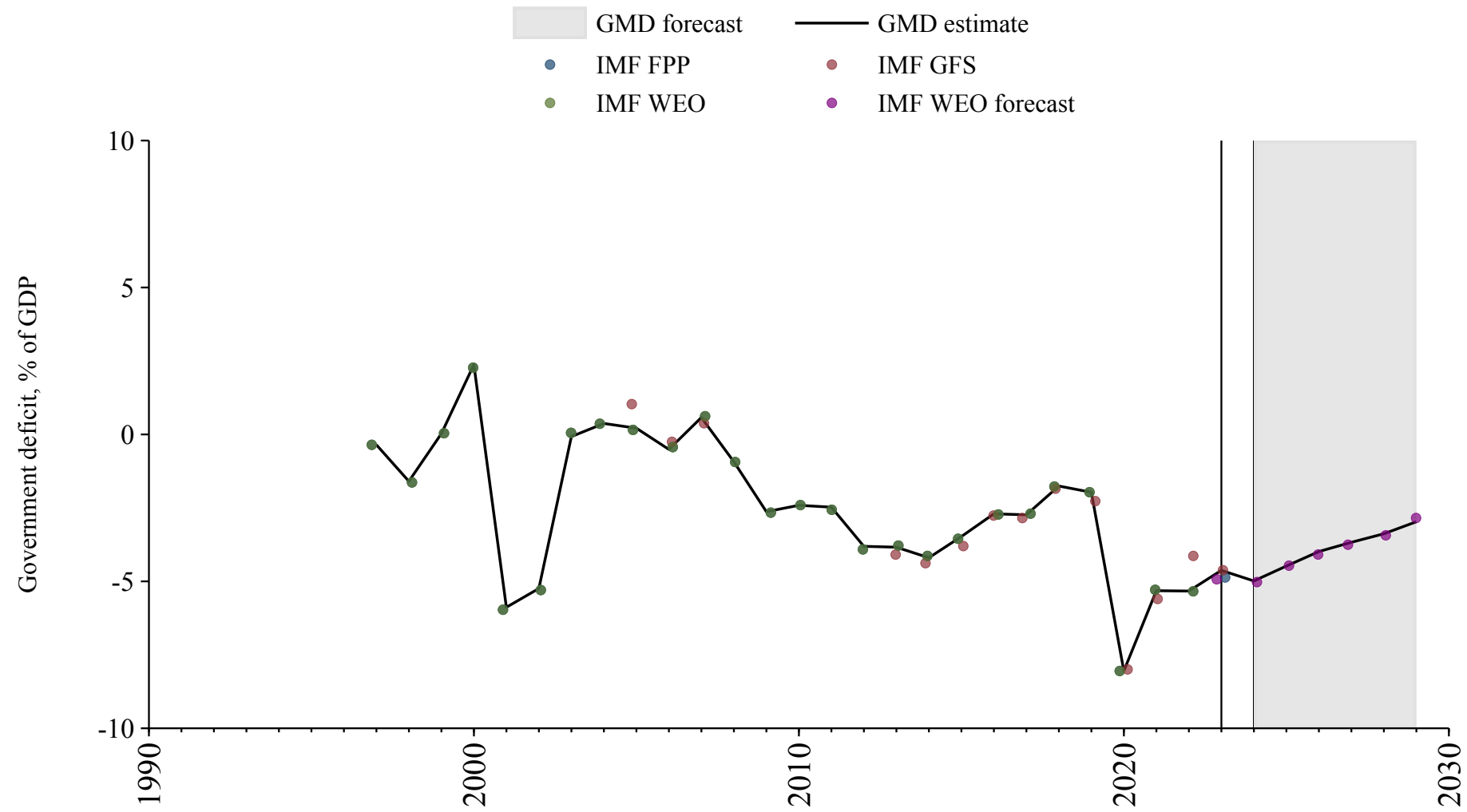
Luxembourg

Source	Time span	Notes
International Monetary Fund (2024)	1990 - 1994	Spliced using overlapping data in 1995.
Commission (2024)	1995 - 2024	Baseline source, overlaps with base year 2018.
WEO (2024b)	2025 - 2029	Spliced using overlapping data in 2030.



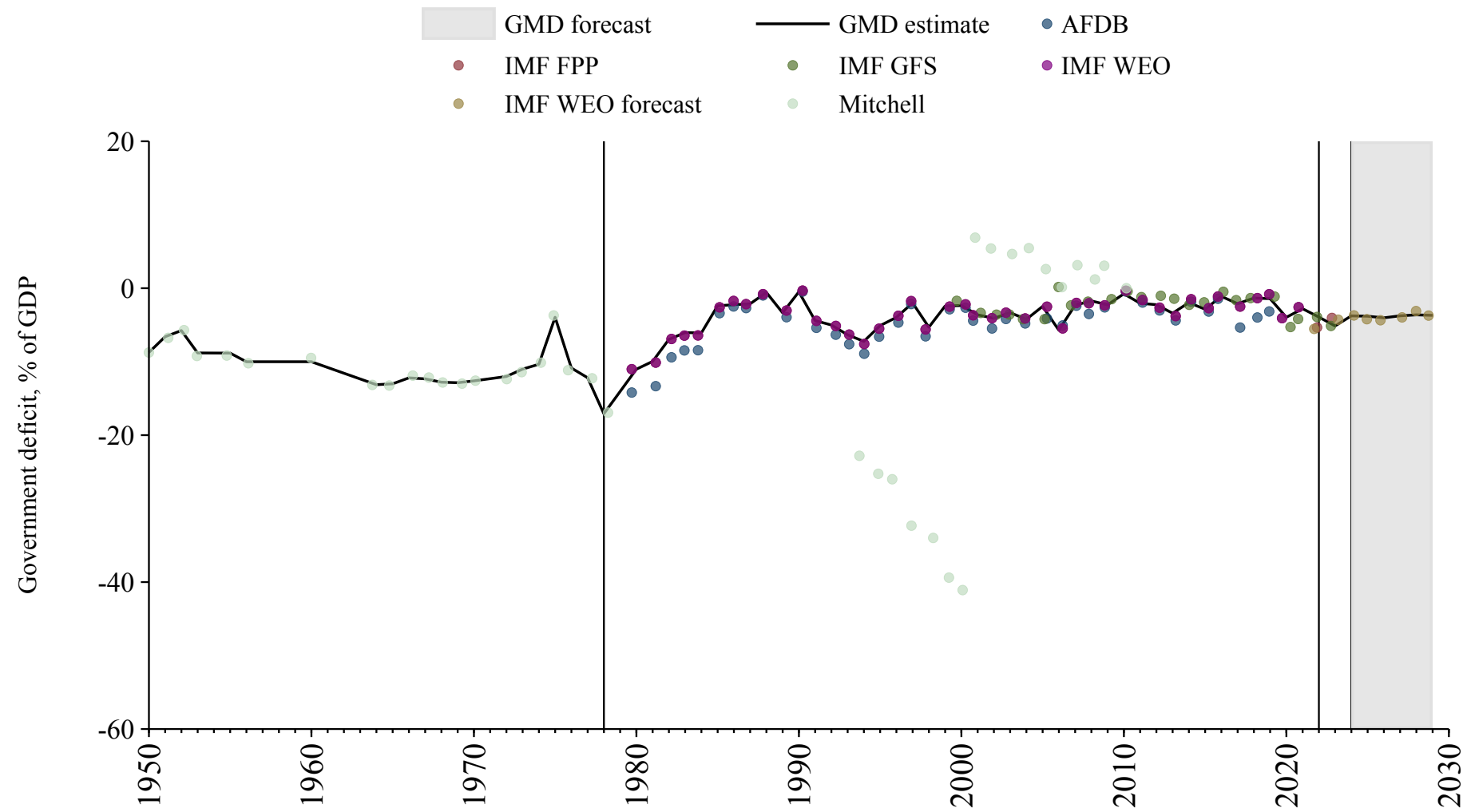
Macedonia

Source	Time span	Notes
WEO (2024a)	1997 - 2022	Baseline source, overlaps with base year 2018.
International Monetary Fund (2024)	2023 - 2023	Spliced using overlapping data in 2024.
WEO (2024b)	2024 - 2029	Spliced using overlapping data in 2030.



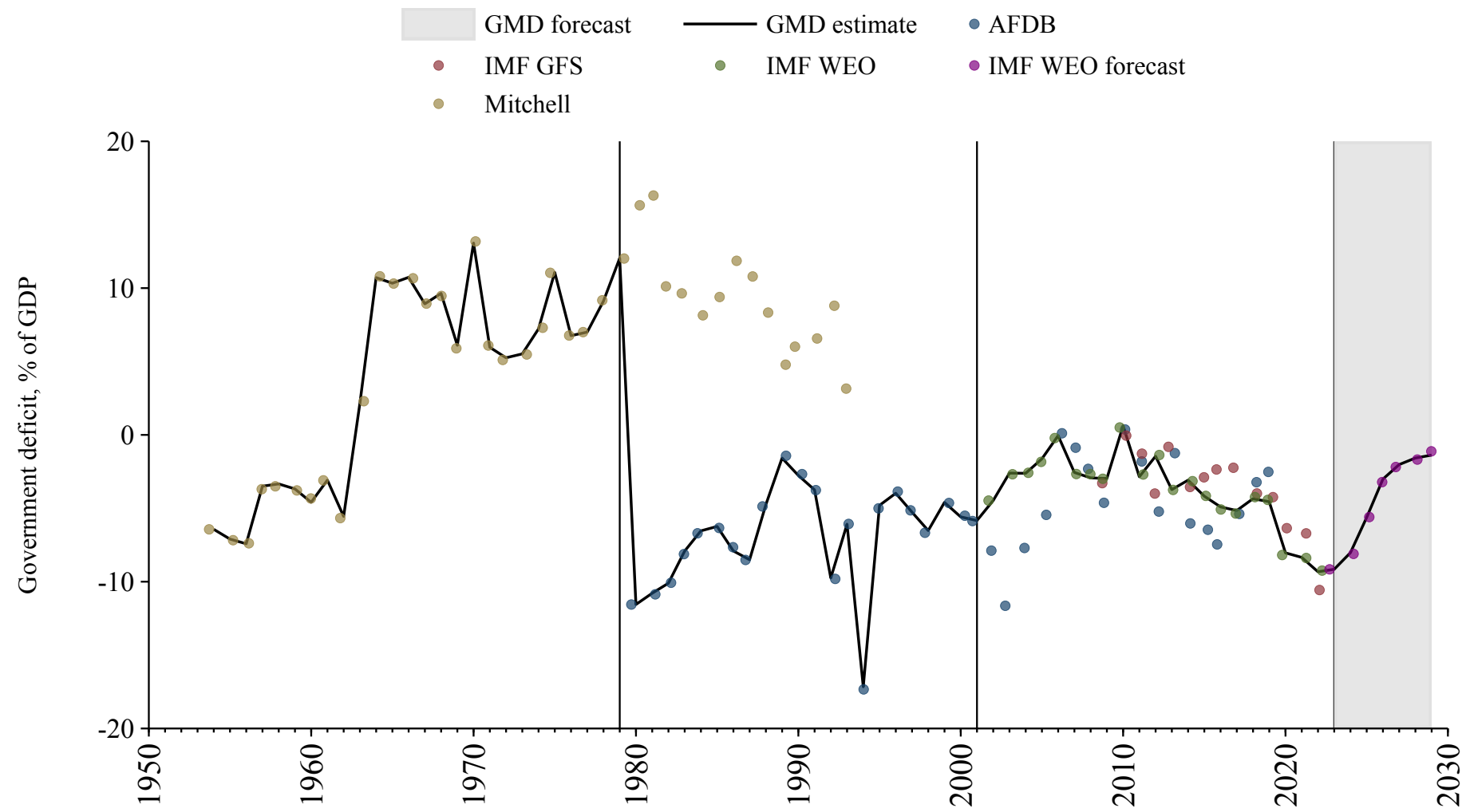
Madagascar

Source	Time span	Notes
Mitchell (2013)	1950 - 1978	Spliced using overlapping data in 1979.
WEO (2024a)	1979 - 2021	Baseline source, overlaps with base year 2018.
International Monetary Fund (2024)	2022 - 2023	Spliced using overlapping data in 2024.
WEO (2024b)	2024 - 2029	Spliced using overlapping data in 2030.



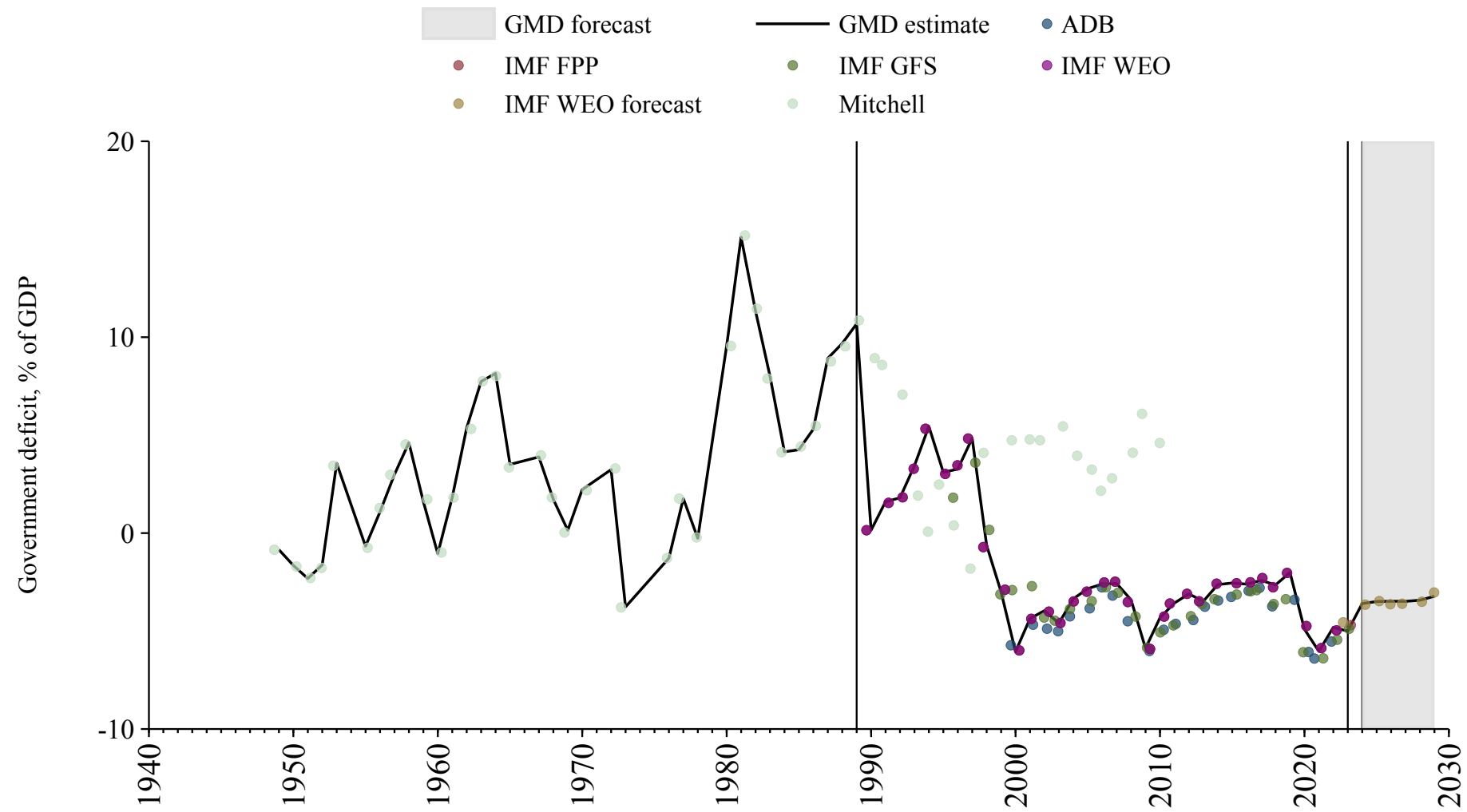
Malawi

Source	Time span	Notes
Mitchell (2013)	1954 - 1979	Spliced using overlapping data in 1980.
Bank (2024)	1980 - 2001	Spliced using overlapping data in 2002.
WEO (2024a)	2002 - 2022	Baseline source, overlaps with base year 2018.
WEO (2024b)	2023 - 2029	Spliced using overlapping data in 2030.



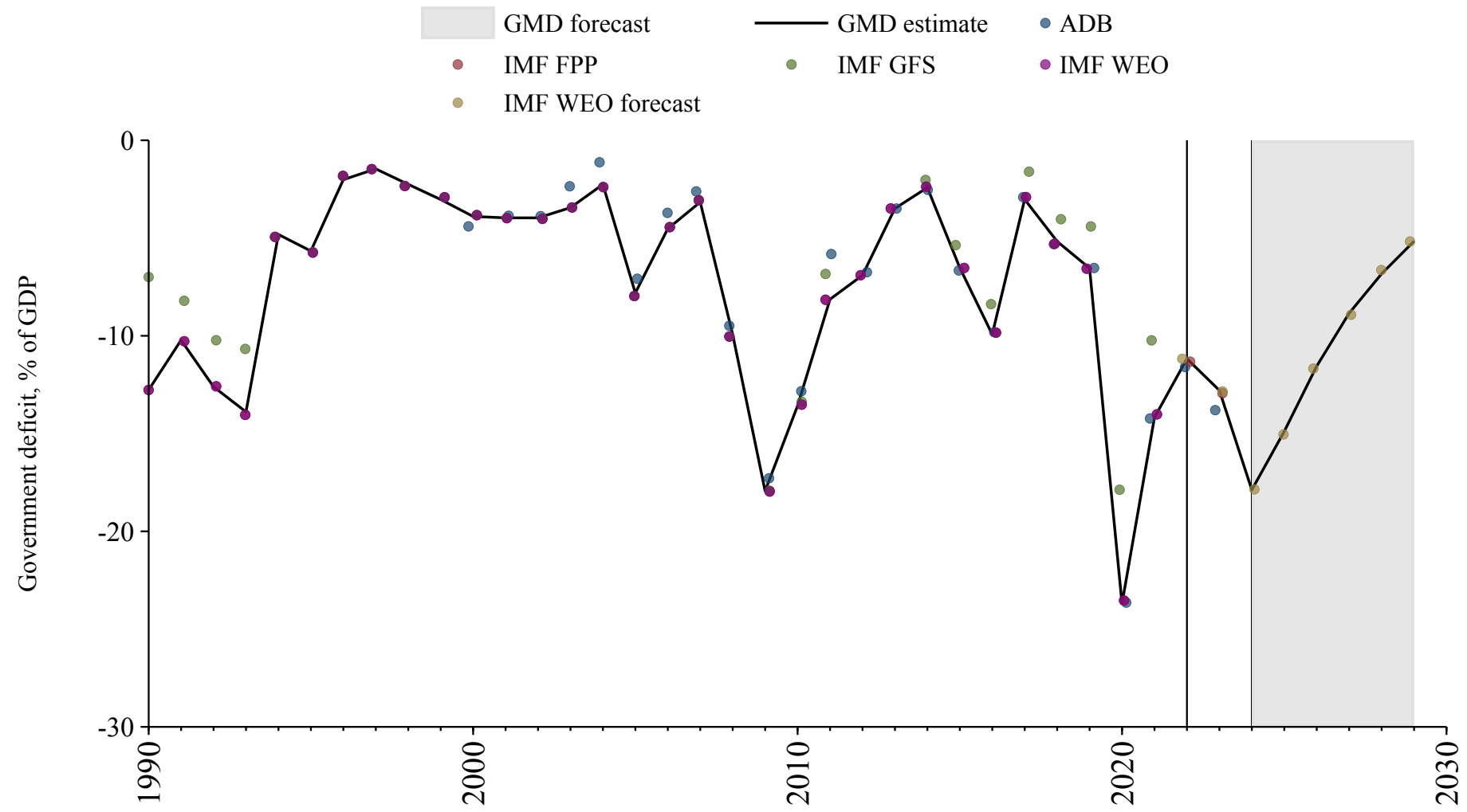
Malaysia

Source	Time span	Notes
Mitchell (2013)	1949 - 1989	Spliced using overlapping data in 1990.
WEO (2024a)	1990 - 2022	Baseline source, overlaps with base year 2018.
International Monetary Fund (2024)	2023 - 2023	Spliced using overlapping data in 2024.
WEO (2024b)	2024 - 2029	Spliced using overlapping data in 2030.



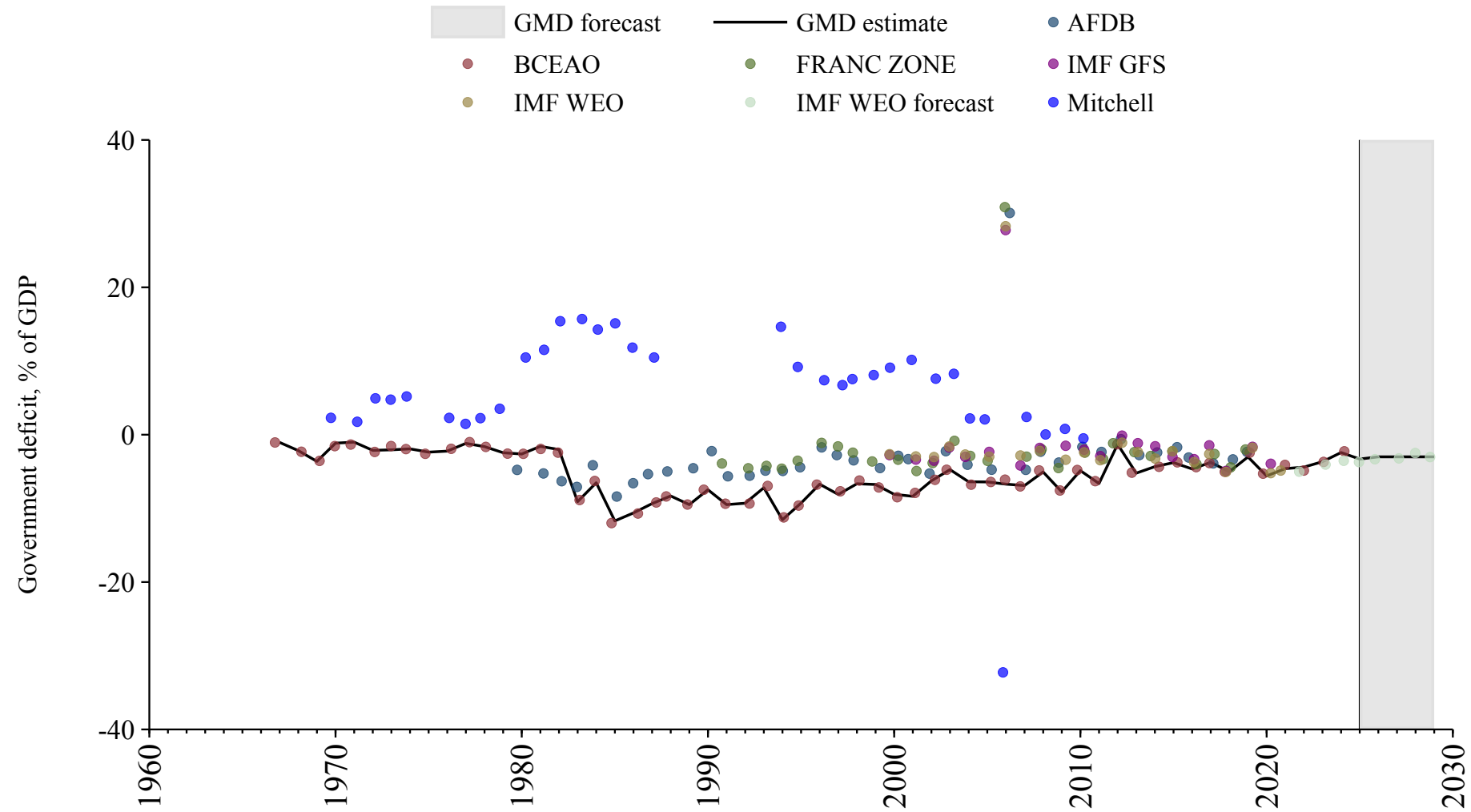
Maldives

Source	Time span	Notes
WEO (2024a)	1990 - 2021	Baseline source, overlaps with base year 2018.
Mauro et al. (2015)	2022 - 2023	Spliced using overlapping data in 2024.
WEO (2024b)	2024 - 2029	Spliced using overlapping data in 2020.



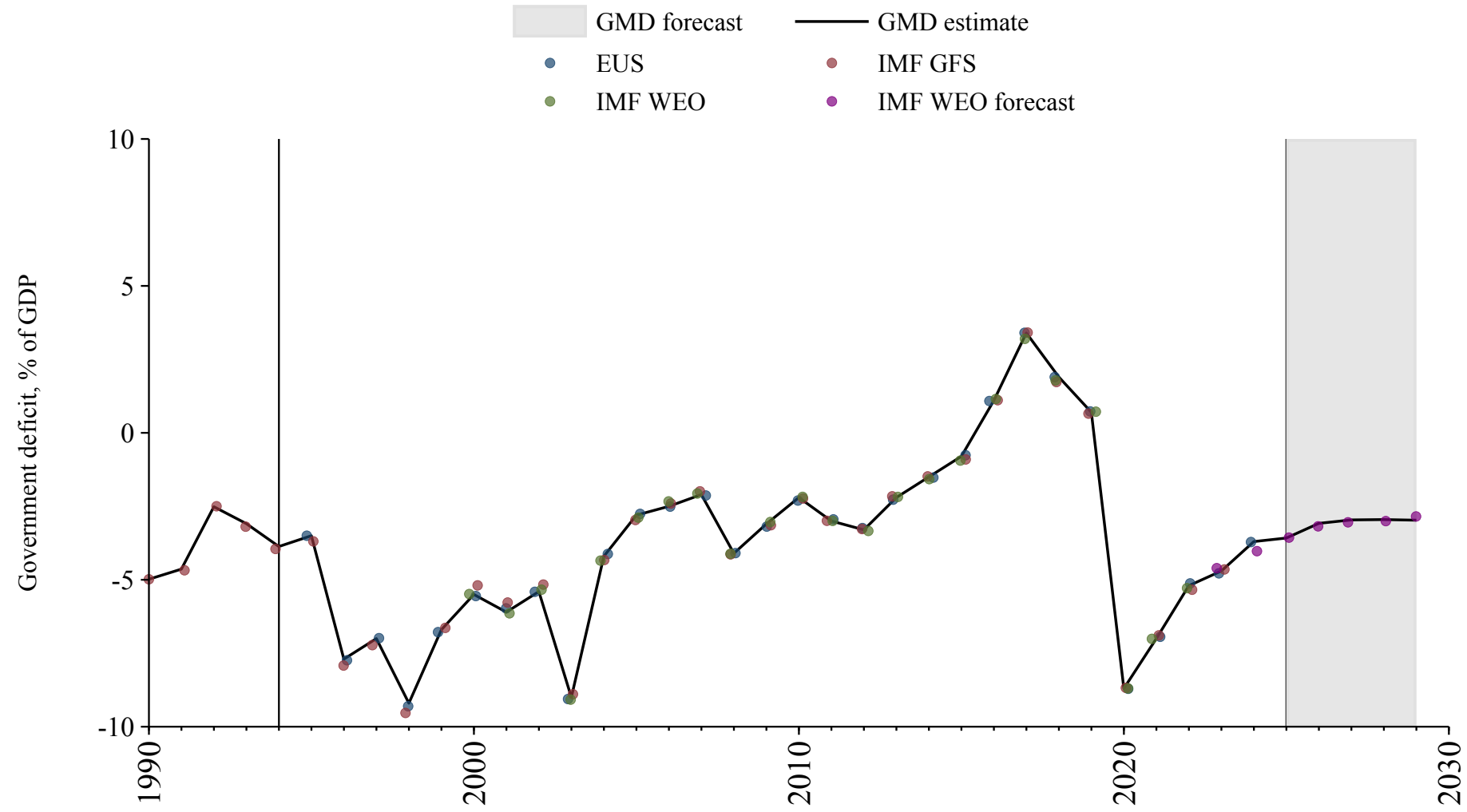
Mali

Source	Time span	Notes
Banque centrale des États de l'Afrique de l'Ouest (2024)	1967 - 2024	Baseline source, overlaps with base year 2018.
WEO (2024b)	2025 - 2029	Spliced using overlapping data in 2030.



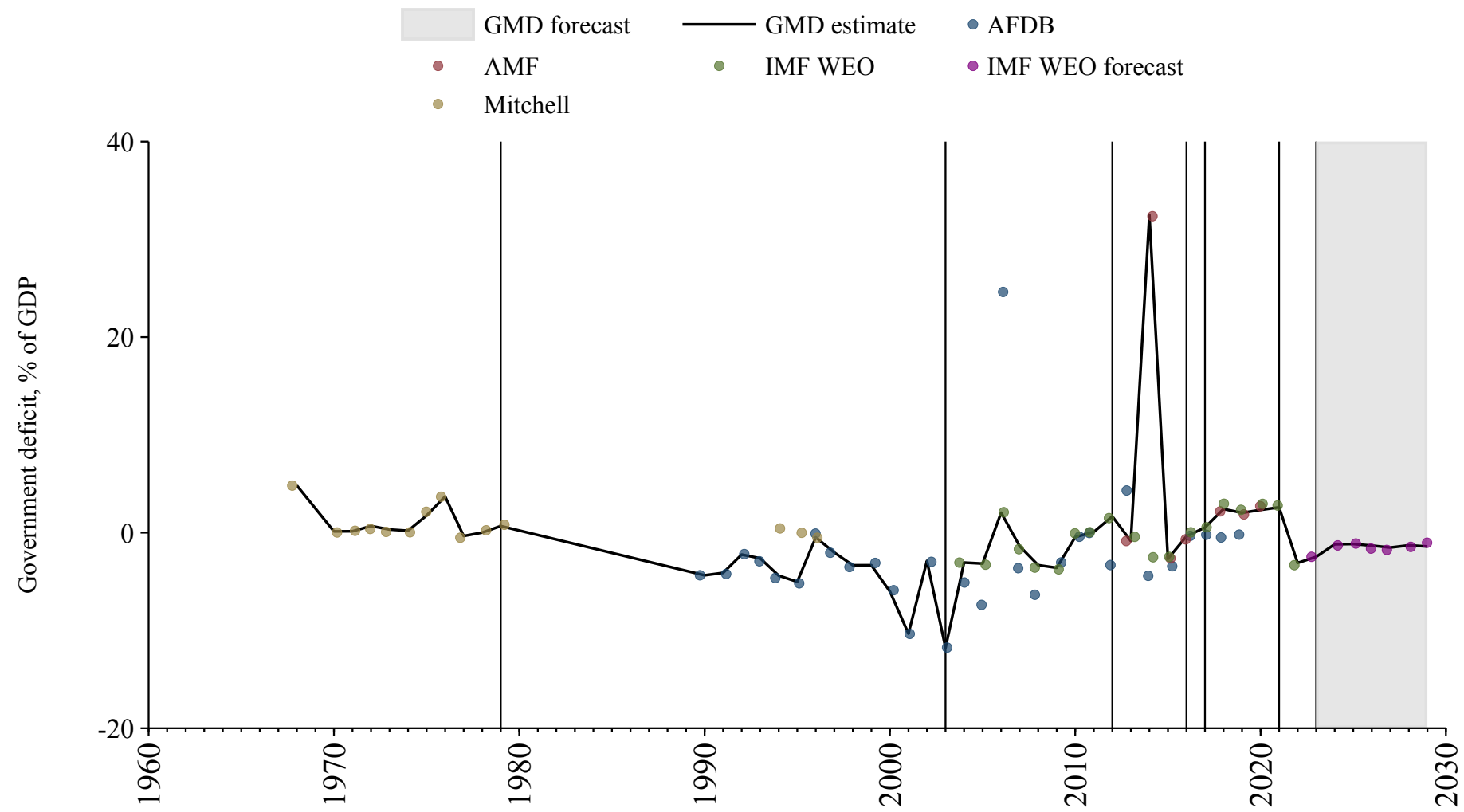
Malta

Source	Time span	Notes
International Monetary Fund (2024)	1990 - 1994	Spliced using overlapping data in 1995.
Commission (2024)	1995 - 2024	Baseline source, overlaps with base year 2018.
WEO (2024b)	2025 - 2029	Spliced using overlapping data in 2030.



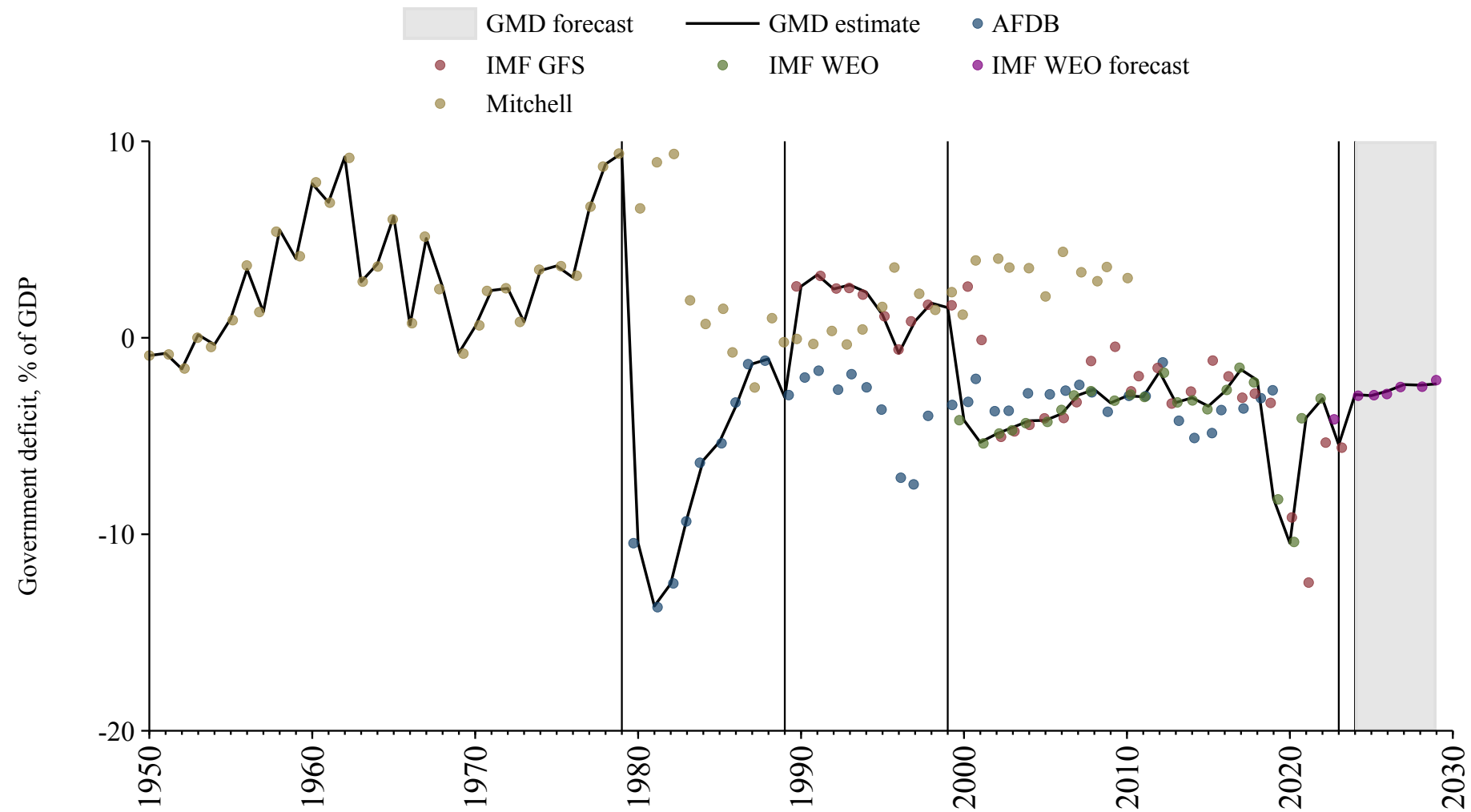
Mauritania

Source	Time span	Notes
Mitchell (2013)	1968 - 1979	Spliced using overlapping data in 1980.
Bank (2024)	1980 - 2003	Spliced using overlapping data in 2004.
WEO (2024a)	2004 - 2012	Spliced using overlapping data in 2013.
Arab Monetary Fund (2024)	2013 - 2016	Spliced using overlapping data in 2017.
WEO (2024a)	2017 - 2017	Spliced using overlapping data in 2018.
Arab Monetary Fund (2024)	2018 - 2020	Baseline source, overlaps with base year 2018.
WEO (2024a)	2021 - 2022	Spliced using overlapping data in 2023.
WEO (2024b)	2023 - 2029	Spliced using overlapping data in 2030.



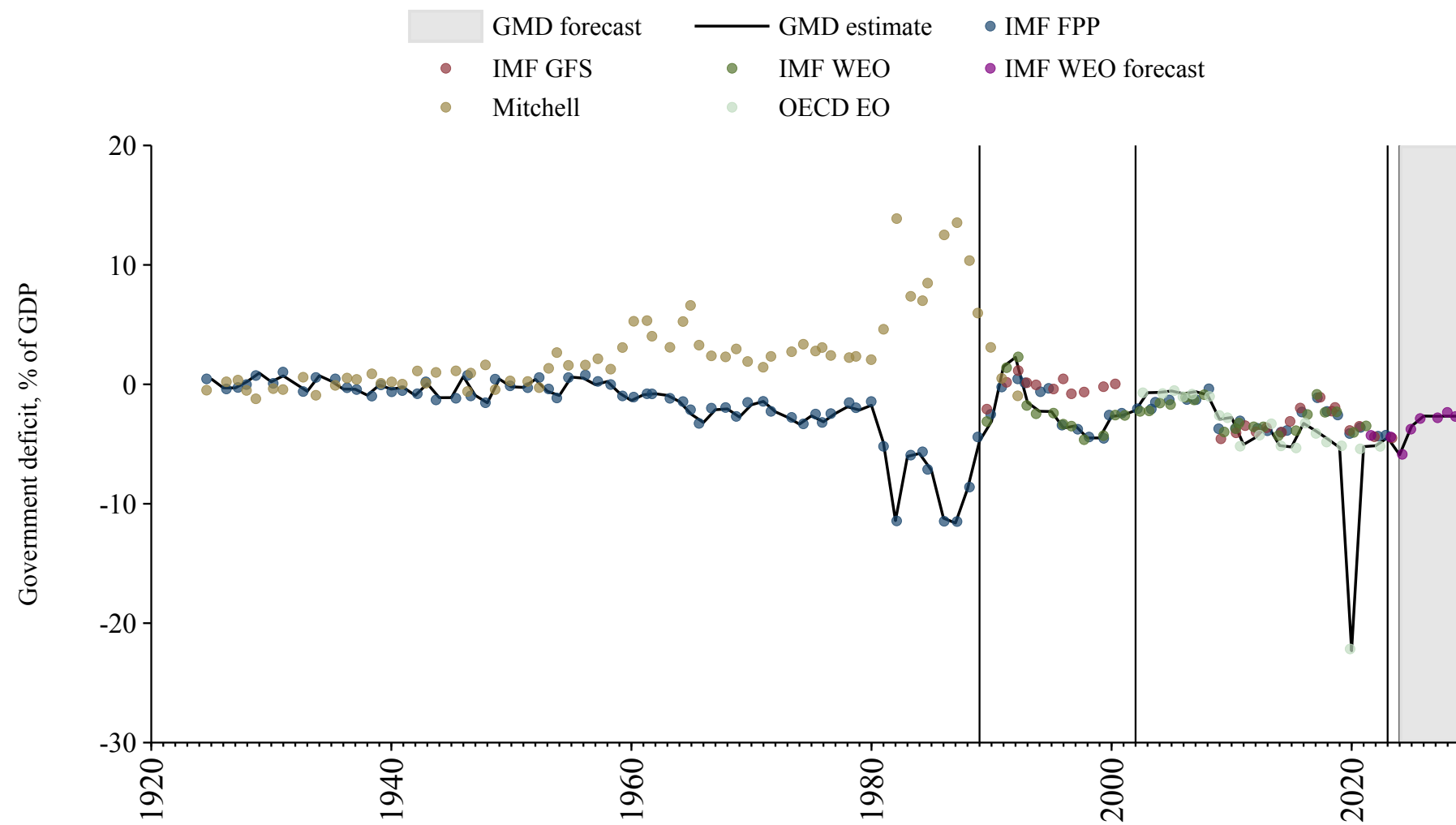
Mauritius

Source	Time span	Notes
Mitchell (2013)	1950 - 1979	Spliced using overlapping data in 1980.
Bank (2024)	1980 - 1989	Spliced using overlapping data in 1990.
International Monetary Fund (2024)	1990 - 1999	Spliced using overlapping data in 2000.
WEO (2024a)	2000 - 2022	Baseline source, overlaps with base year 2018.
International Monetary Fund (2024)	2023 - 2023	Spliced using overlapping data in 2024.
WEO (2024b)	2024 - 2029	Spliced using overlapping data in 2030.



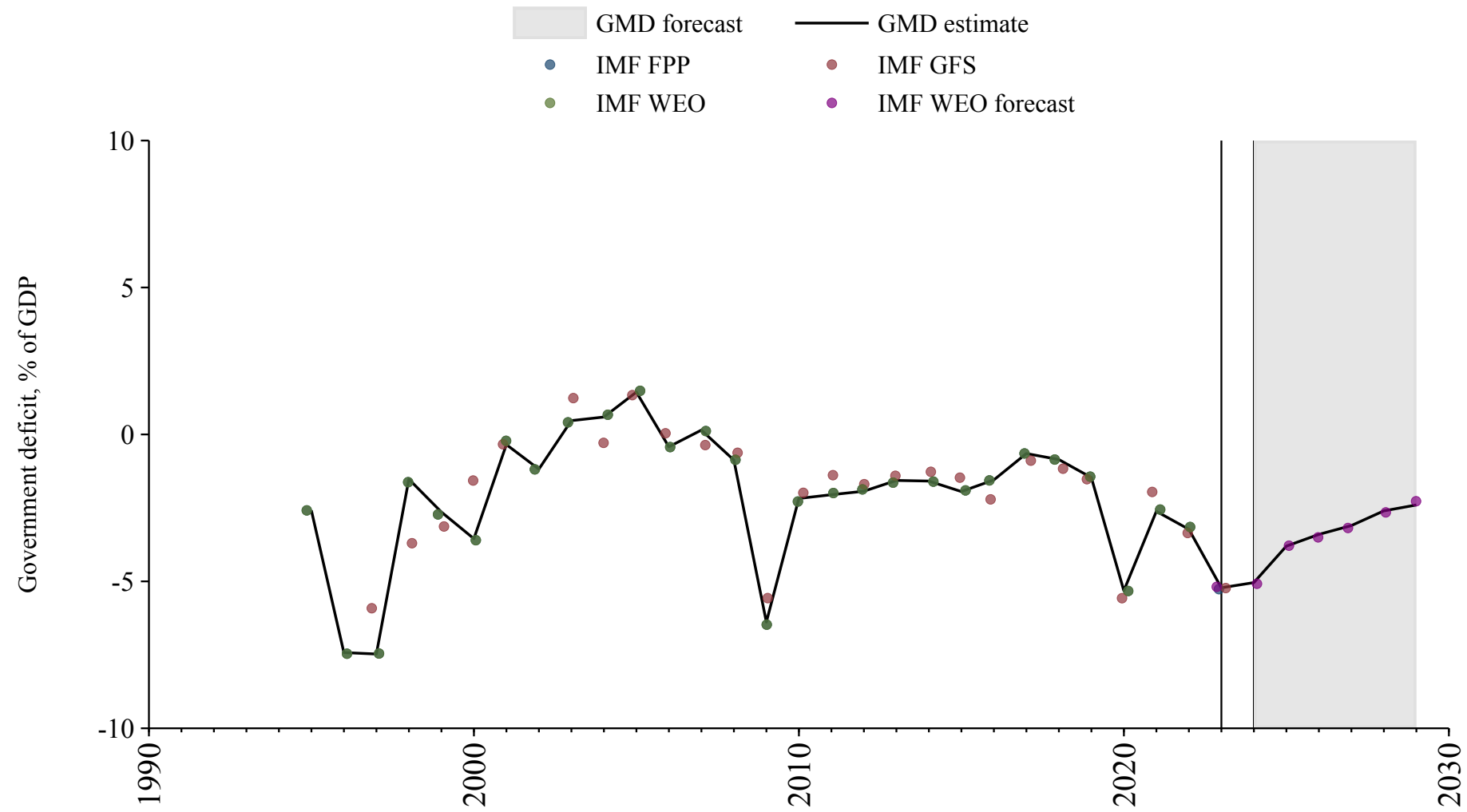
Mexico

Source	Time span	Notes
Mauro et al. (2015)	1925 - 1989	Spliced using overlapping data in 1990.
WEO (2024a)	1990 - 2002	Spliced using overlapping data in 2003.
OECD Economic Outlook (2024)	2003 - 2022	Baseline source, overlaps with base year 2018.
International Monetary Fund (2024)	2023 - 2023	Spliced using overlapping data in 2024.
WEO (2024b)	2024 - 2029	Spliced using overlapping data in 2030.



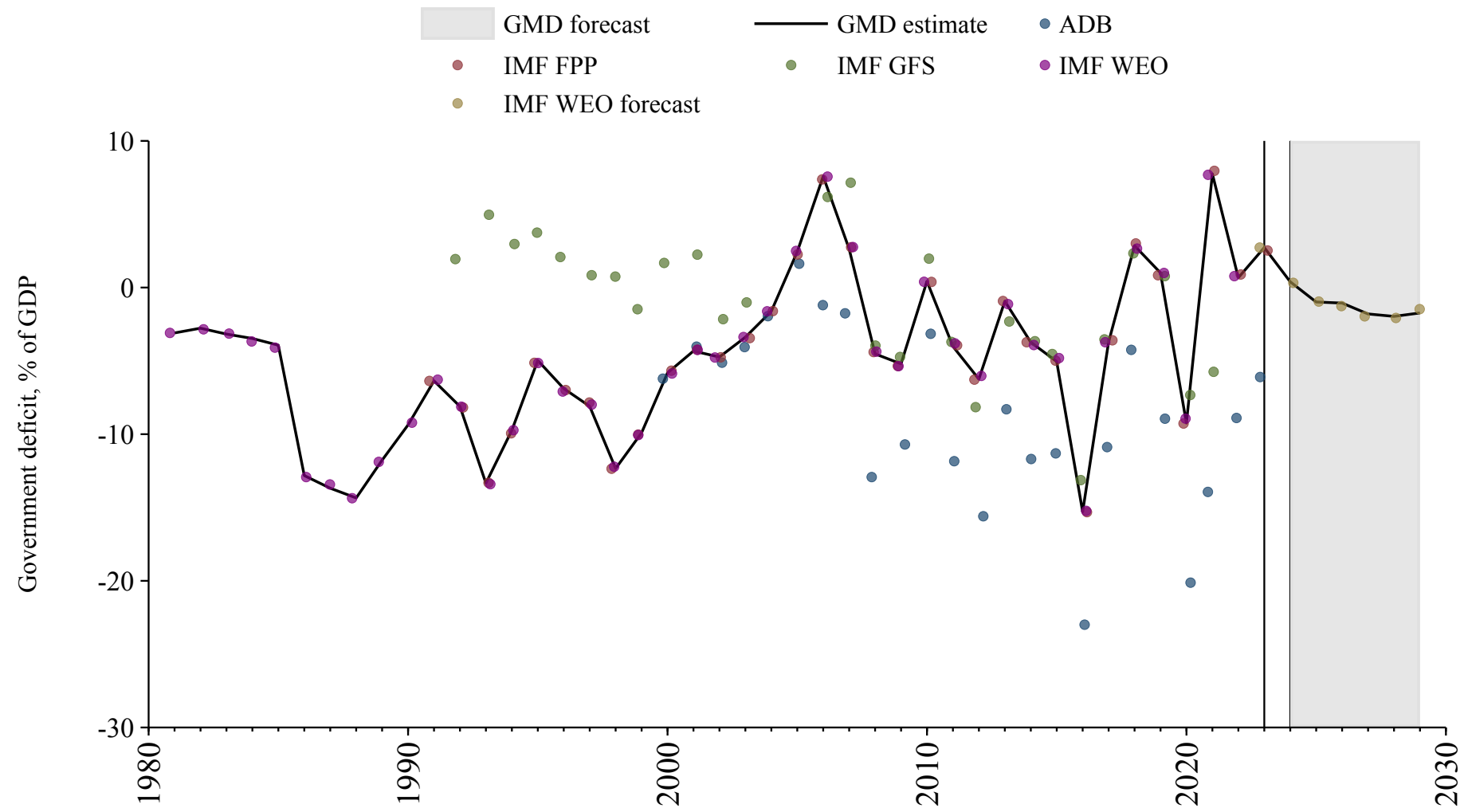
Moldova

Source	Time span	Notes
WEO (2024a)	1995 - 2022	Baseline source, overlaps with base year 2018.
International Monetary Fund (2024)	2023 - 2023	Spliced using overlapping data in 2024.
WEO (2024b)	2024 - 2029	Spliced using overlapping data in 2030.



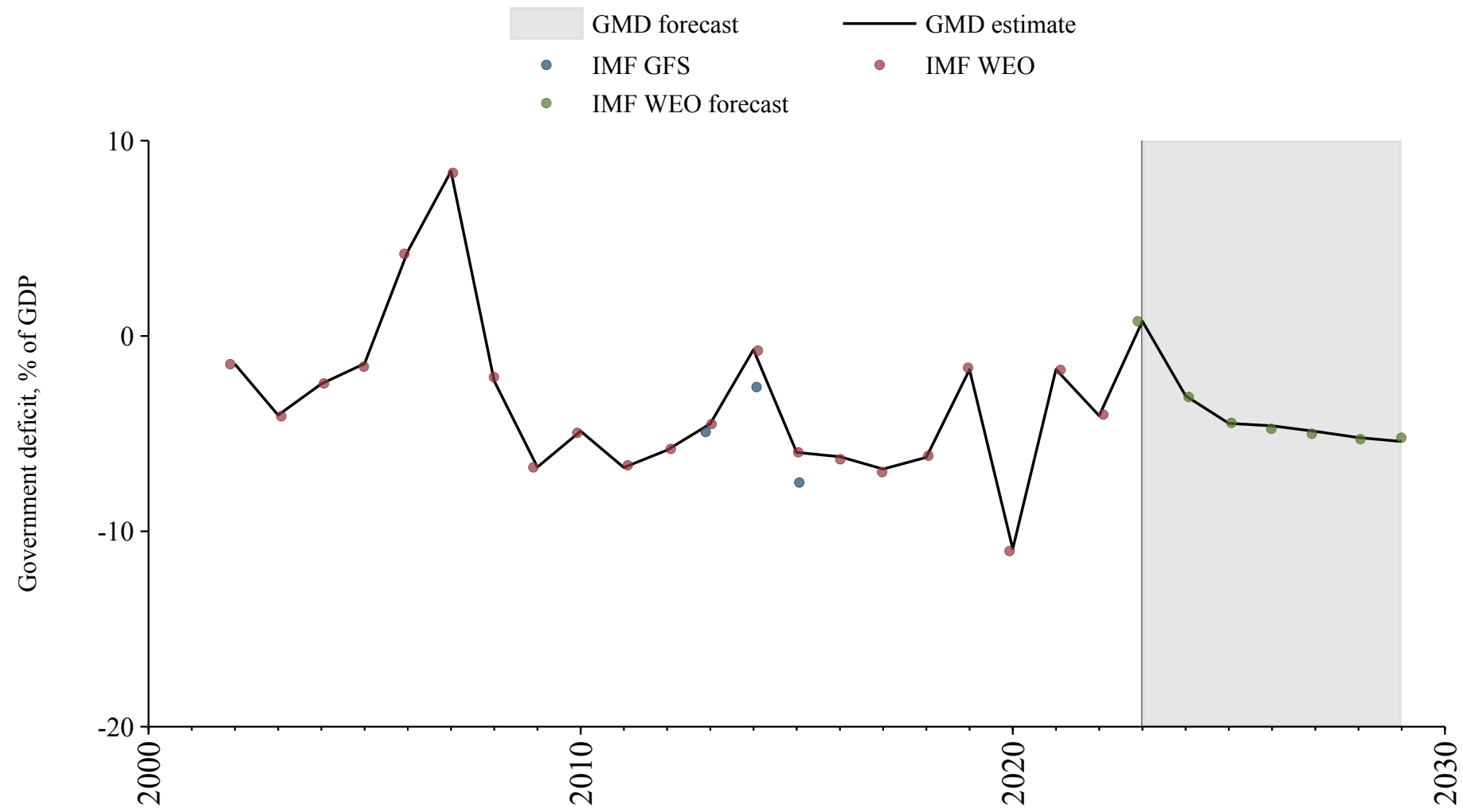
Mongolia

Source	Time span	Notes
WEO (2024a)	1981 - 2022	Baseline source, overlaps with base year 2018.
Mauro et al. (2015)	2023 - 2023	Spliced using overlapping data in 2024.
WEO (2024b)	2024 - 2029	Spliced using overlapping data in 2030.



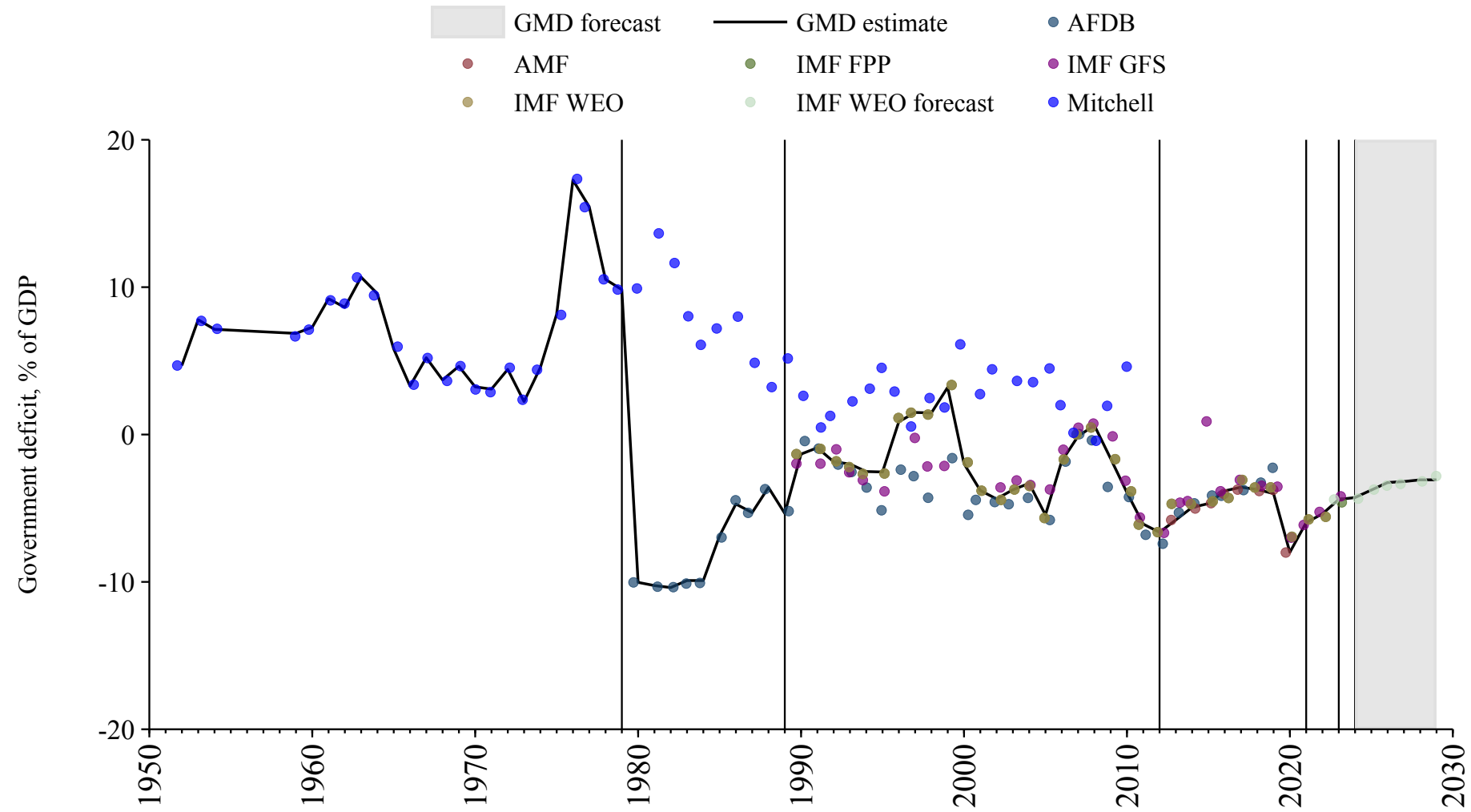
Montenegro

Source	Time span	Notes
WEO (2024a)	2002 - 2022	Baseline source, overlaps with base year 2018.
WEO (2024b)	2023 - 2029	Spliced using overlapping data in 2030.



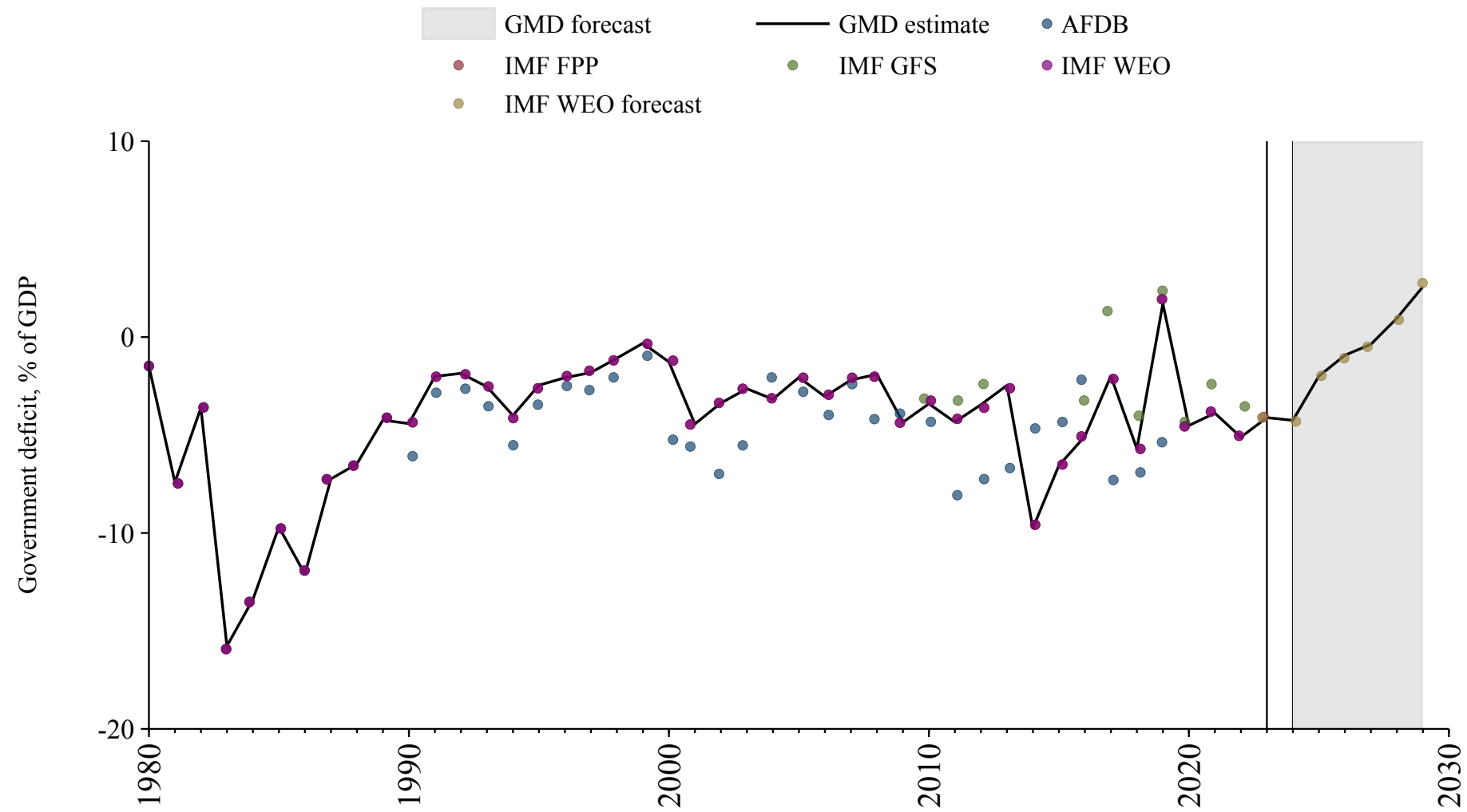
Morocco

Source	Time span	Notes
Mitchell (2013)	1952 - 1979	Spliced using overlapping data in 1980.
Bank (2024)	1980 - 1989	Spliced using overlapping data in 1990.
WEO (2024a)	1990 - 2012	Spliced using overlapping data in 2013.
Arab Monetary Fund (2024)	2013 - 2020	Baseline source, overlaps with base year 2018.
WEO (2024a)	2021 - 2022	Spliced using overlapping data in 2023.
International Monetary Fund (2024)	2023 - 2023	Spliced using overlapping data in 2024.
WEO (2024b)	2024 - 2029	Spliced using overlapping data in 2030.



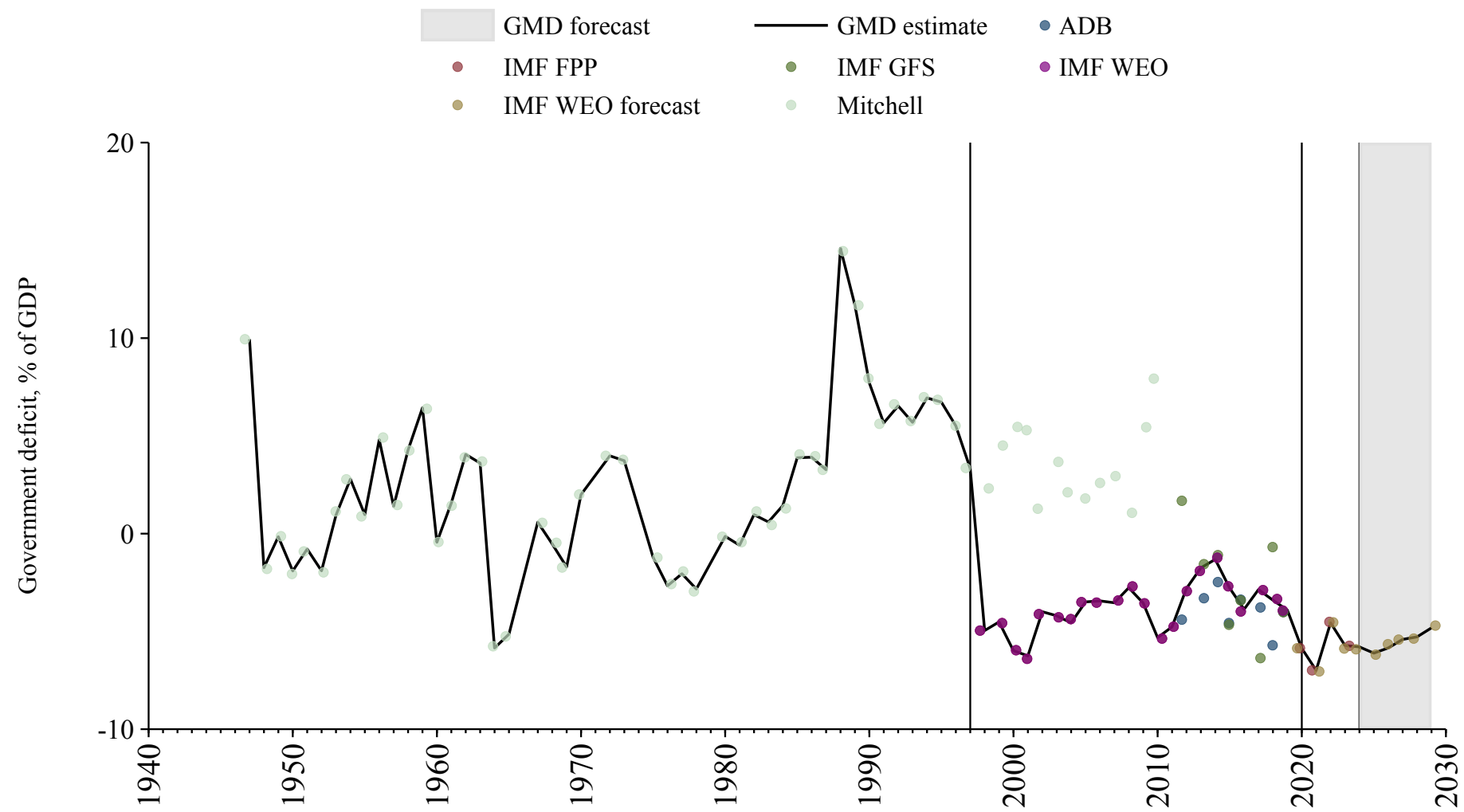
Mozambique

Source	Time span	Notes
WEO (2024a)	1980 - 2022	Baseline source, overlaps with base year 2018.
Mauro et al. (2015)	2023 - 2023	Spliced using overlapping data in 2024.
WEO (2024b)	2024 - 2029	Spliced using overlapping data in 2020.



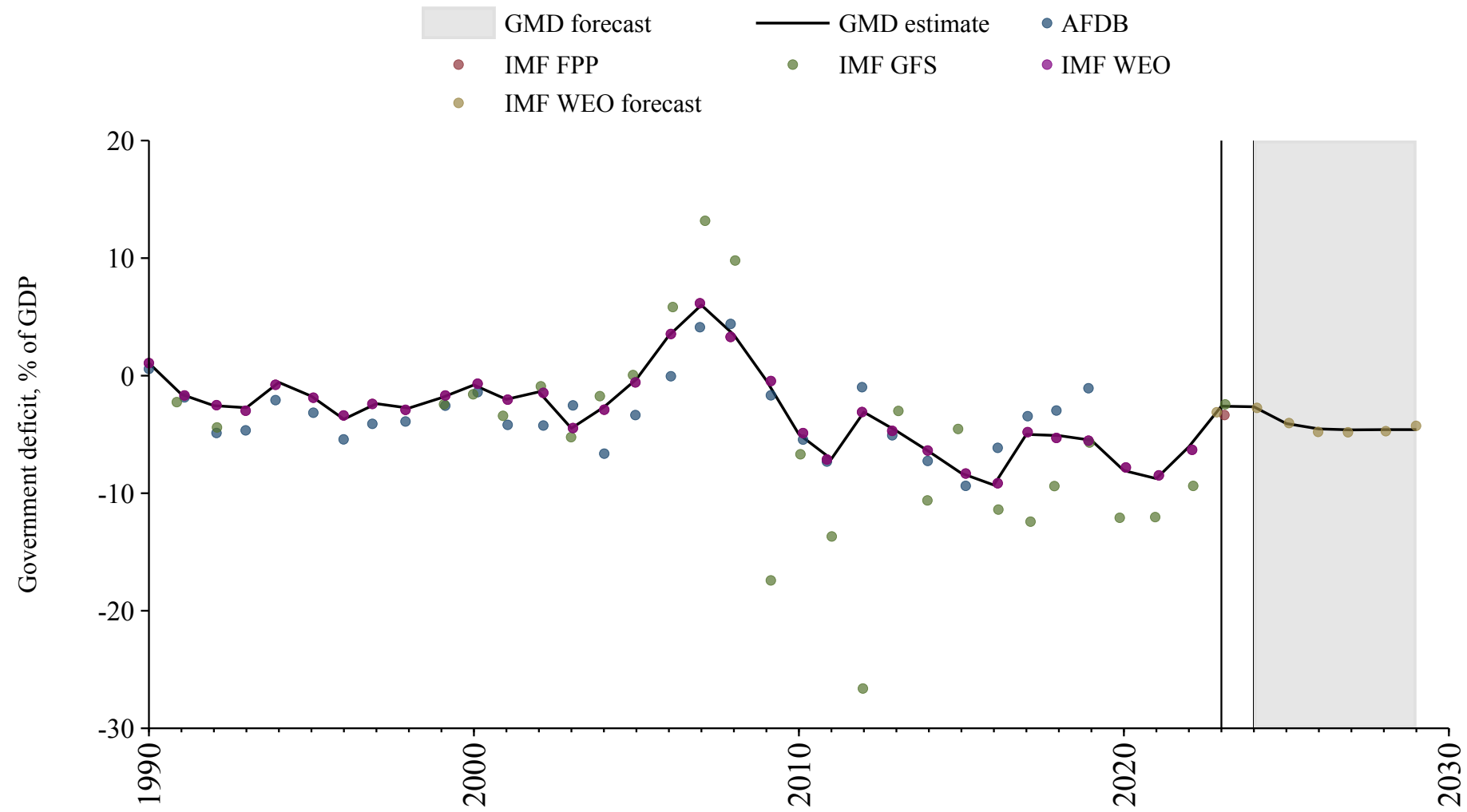
Myanmar

Source	Time span	Notes
Mitchell (2013)	1947 - 1997	Spliced using overlapping data in 1998.
WEO (2024a)	1998 - 2019	Baseline source, overlaps with base year 2018.
Mauro et al. (2015)	2020 - 2023	Spliced using overlapping data in 2024.
WEO (2024b)	2024 - 2029	Spliced using overlapping data in 2030.



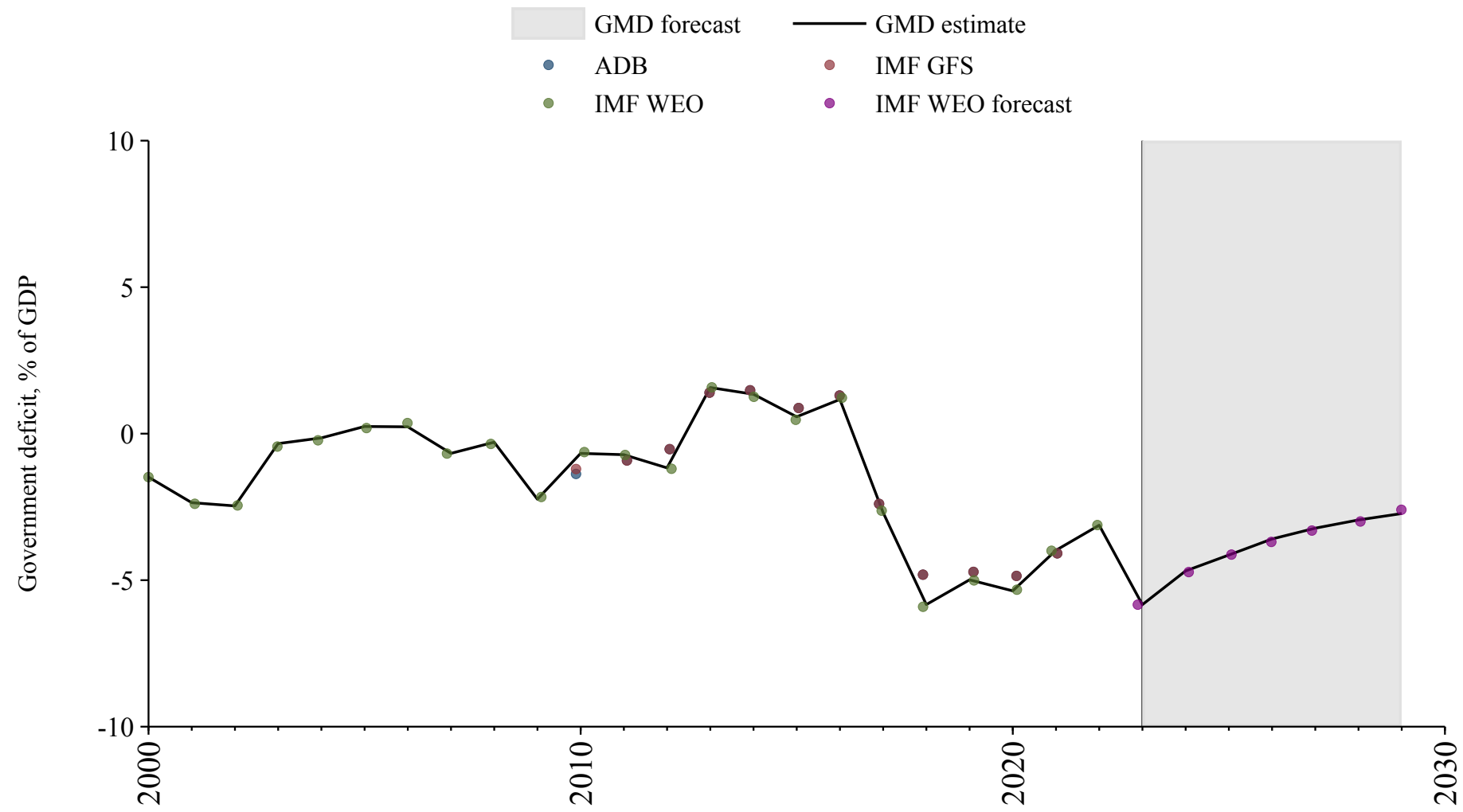
Namibia

Source	Time span	Notes
WEO (2024a)	1990 - 2022	Baseline source, overlaps with base year 2018.
International Monetary Fund (2024)	2023 - 2023	Spliced using overlapping data in 2024.
WEO (2024b)	2024 - 2029	Spliced using overlapping data in 2030.



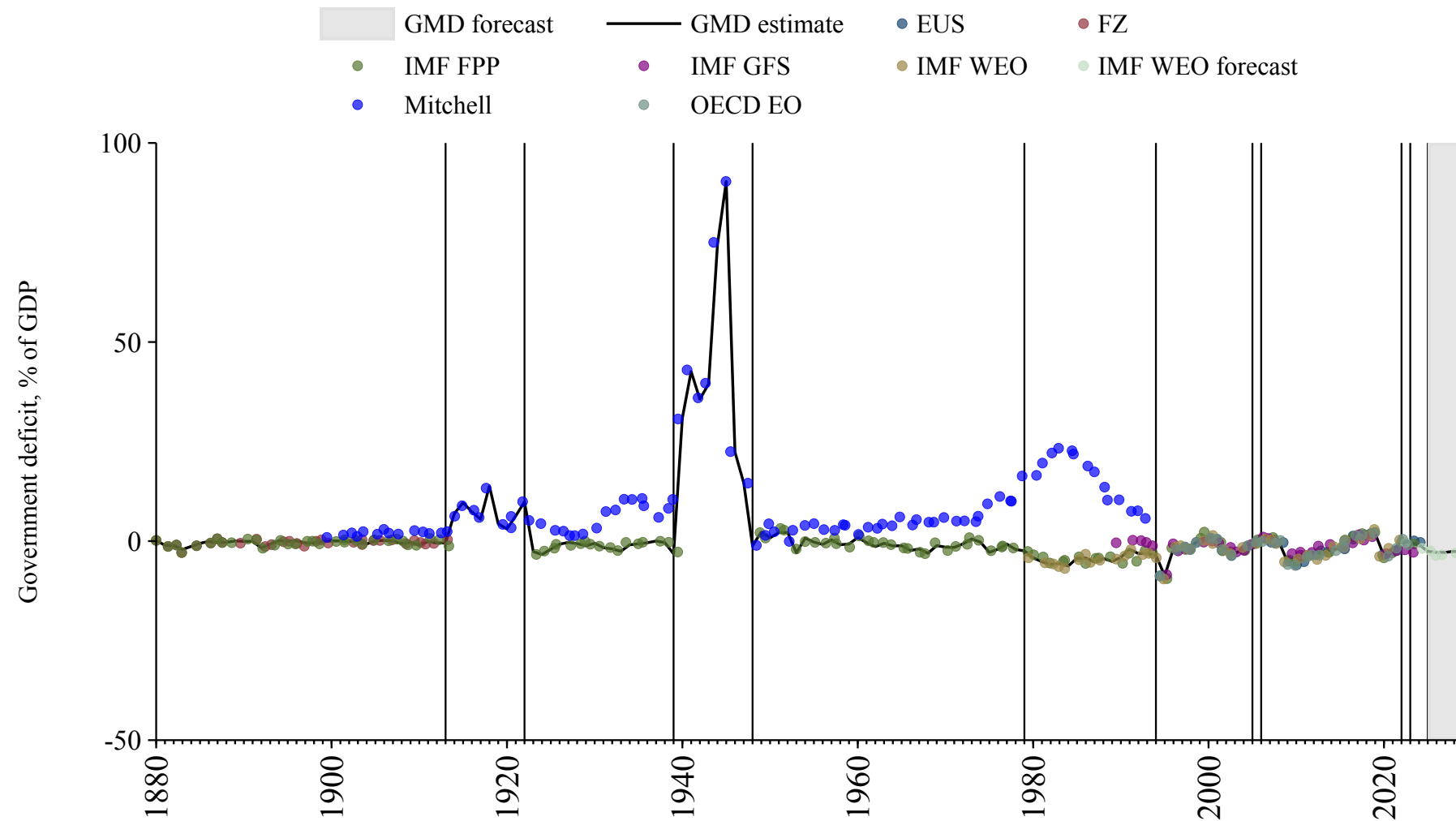
Nepal

Source	Time span	Notes
WEO (2024a)	2000 - 2022	Baseline source, overlaps with base year 2018.
WEO (2024b)	2023 - 2029	Spliced using overlapping data in 2030.



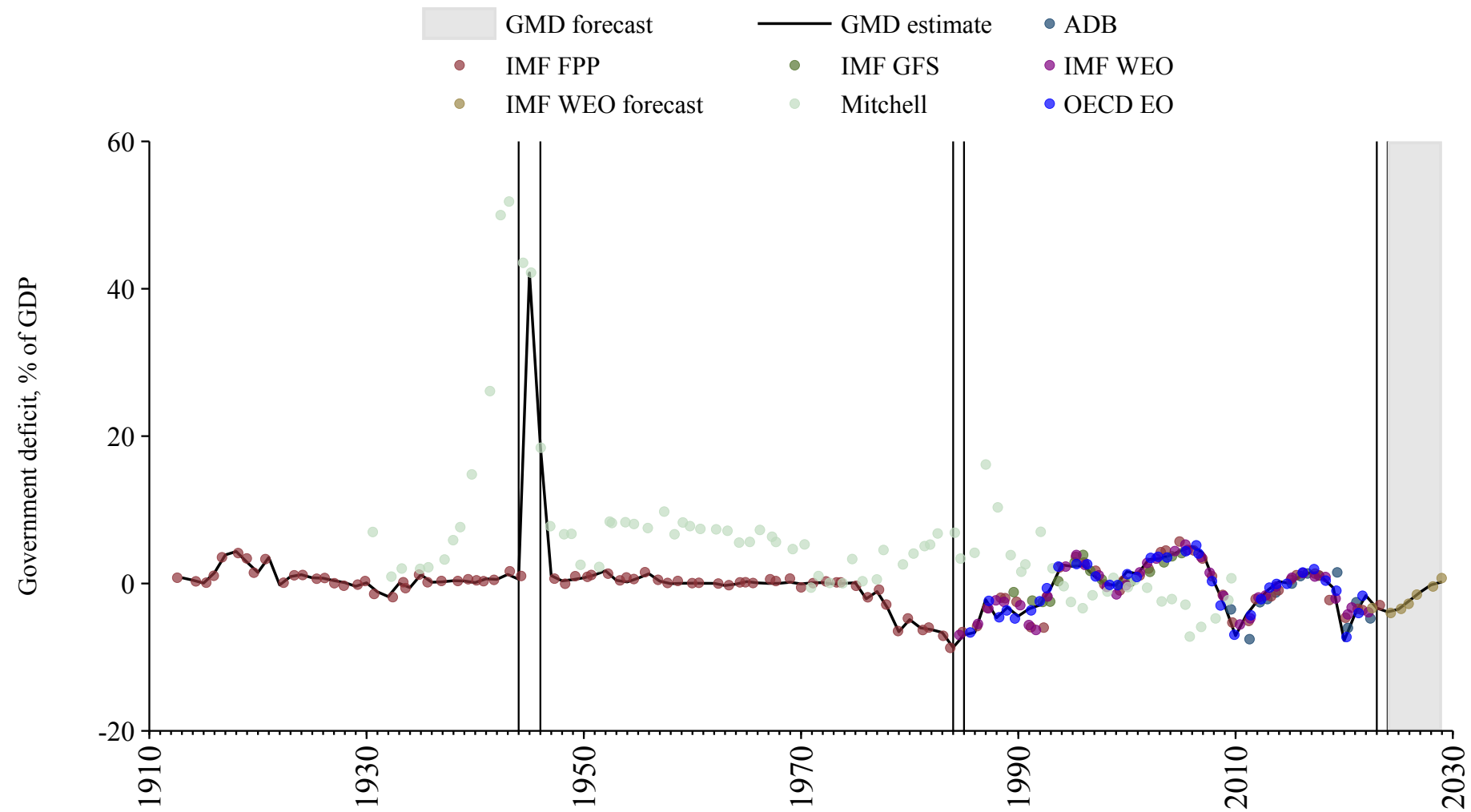
Netherlands

Source	Time span	Notes
Mauro et al. (2015)	1880 - 1913	Spliced using overlapping data in 1914.
Mitchell (2013)	1914 - 1922	Spliced using overlapping data in 1923.
Mauro et al. (2015)	1923 - 1939	Spliced using overlapping data in 1940.
Mitchell (2013)	1940 - 1948	Spliced using overlapping data in 1949.
Mauro et al. (2015)	1949 - 1979	Spliced using overlapping data in 1980.
WEO (2024a)	1980 - 1994	Spliced using overlapping data in 1995.
Commission (2024)	1995 - 2005	Spliced using overlapping data in 2006.
OECD Economic Outlook (2024)	2006 - 2006	Spliced using overlapping data in 2007.
Commission (2024)	2007 - 2021	Baseline source, overlaps with base year 2018.
OECD Economic Outlook (2024)	2022 - 2022	Spliced using overlapping data in 2023.
Commission (2024)	2023 - 2024	Spliced using overlapping data in 2025.
WEO (2024b)	2025 - 2029	Spliced using overlapping data in 2030.



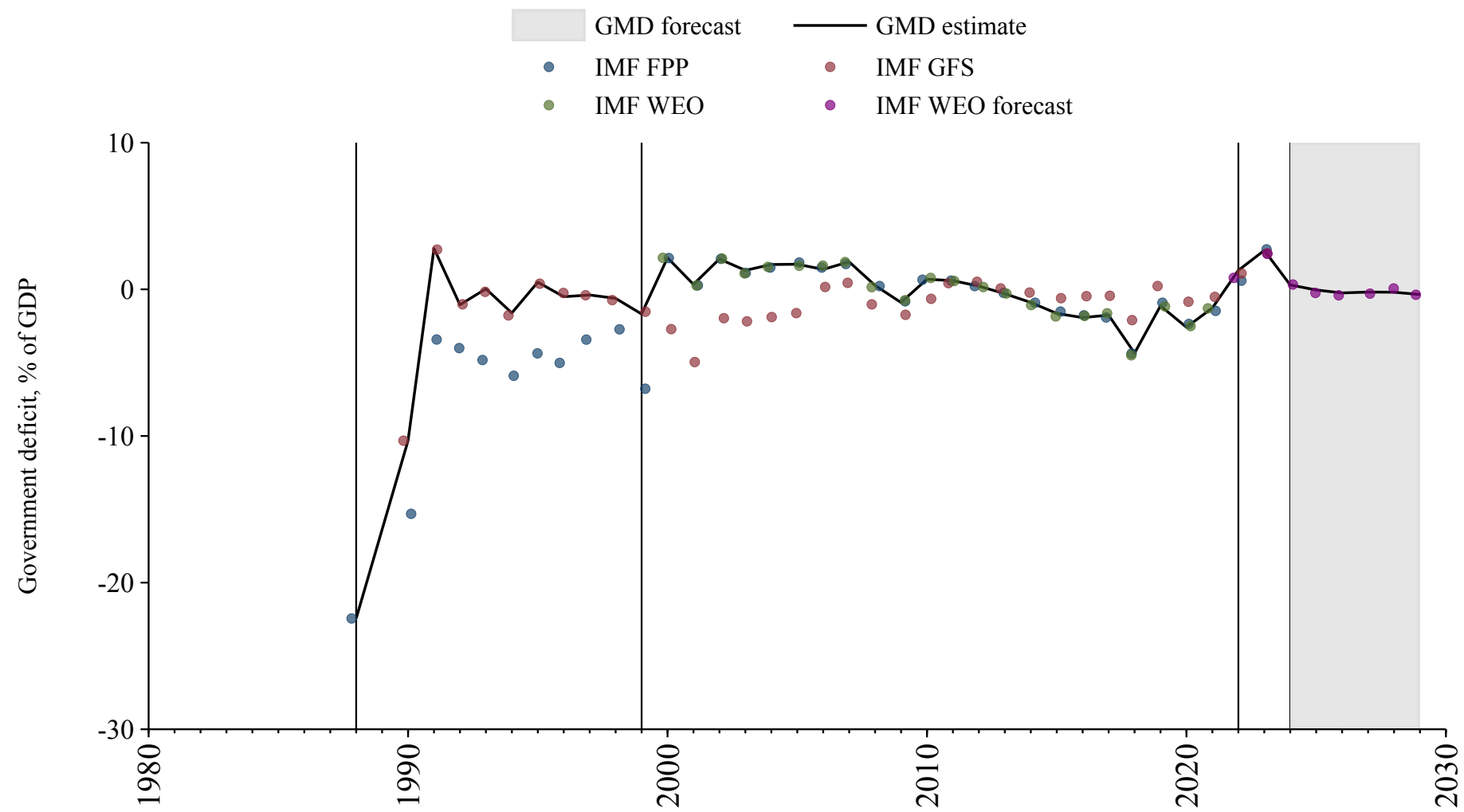
New Zealand

Source	Time span	Notes
Mauro et al. (2015)	1913 - 1944	Spliced using overlapping data in 1945.
Mitchell (2013)	1945 - 1946	Spliced using overlapping data in 1947.
Mauro et al. (2015)	1947 - 1984	Spliced using overlapping data in 1985.
WEO (2024a)	1985 - 1985	Spliced using overlapping data in 1986.
OECD Economic Outlook (2024)	1986 - 2022	Baseline source, overlaps with base year 2018.
Mauro et al. (2015)	2023 - 2023	Spliced using overlapping data in 2024.
WEO (2024b)	2024 - 2029	Spliced using overlapping data in 2030.



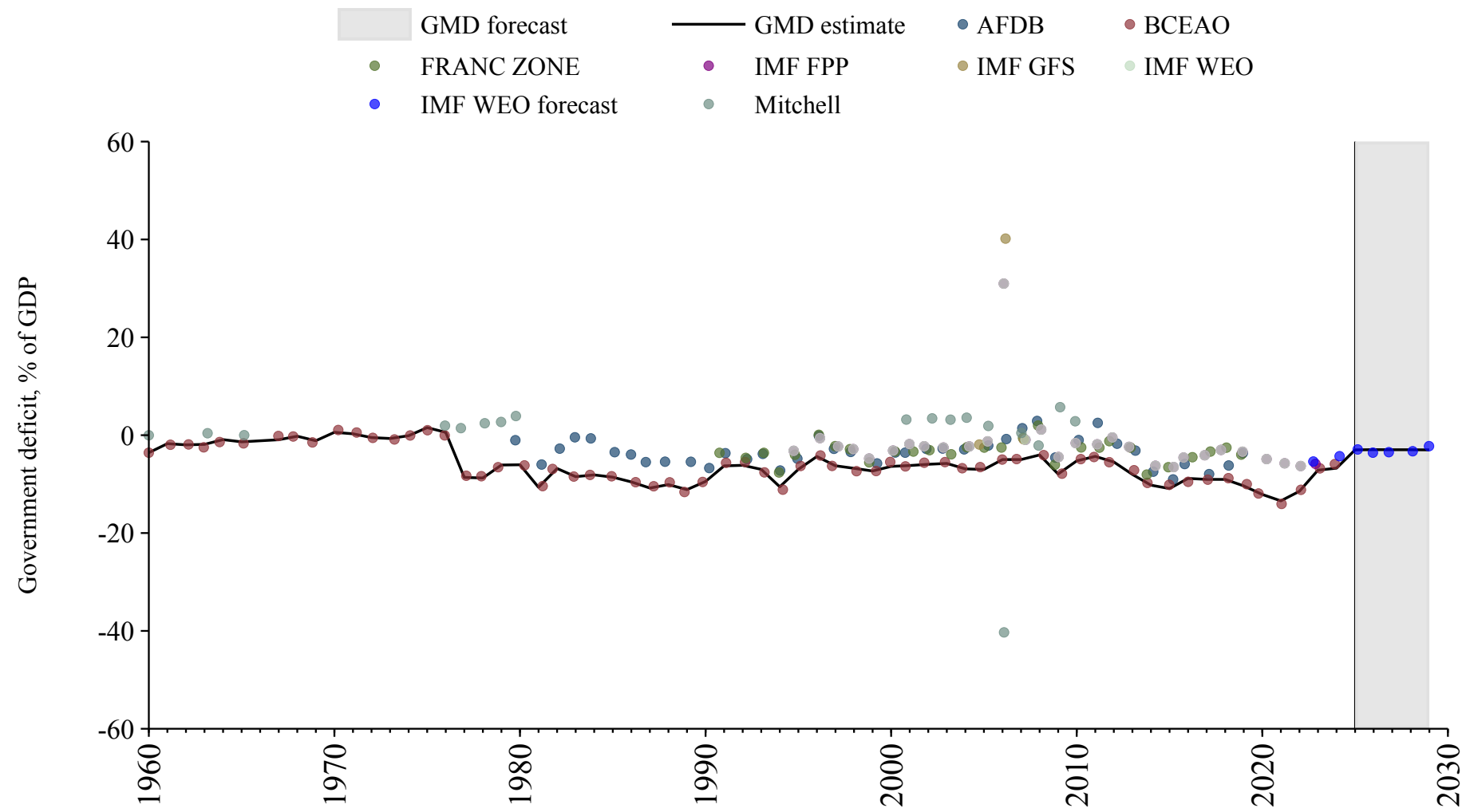
Nicaragua

Source	Time span	Notes
Mauro et al. (2015)	1988 - 1988	Spliced using overlapping data in 1989.
International Monetary Fund (2024)	1989 - 1999	Spliced using overlapping data in 2000.
WEO (2024a)	2000 - 2021	Baseline source, overlaps with base year 2018.
International Monetary Fund (2024)	2022 - 2023	Spliced using overlapping data in 2024.
WEO (2024b)	2024 - 2029	Spliced using overlapping data in 2030.



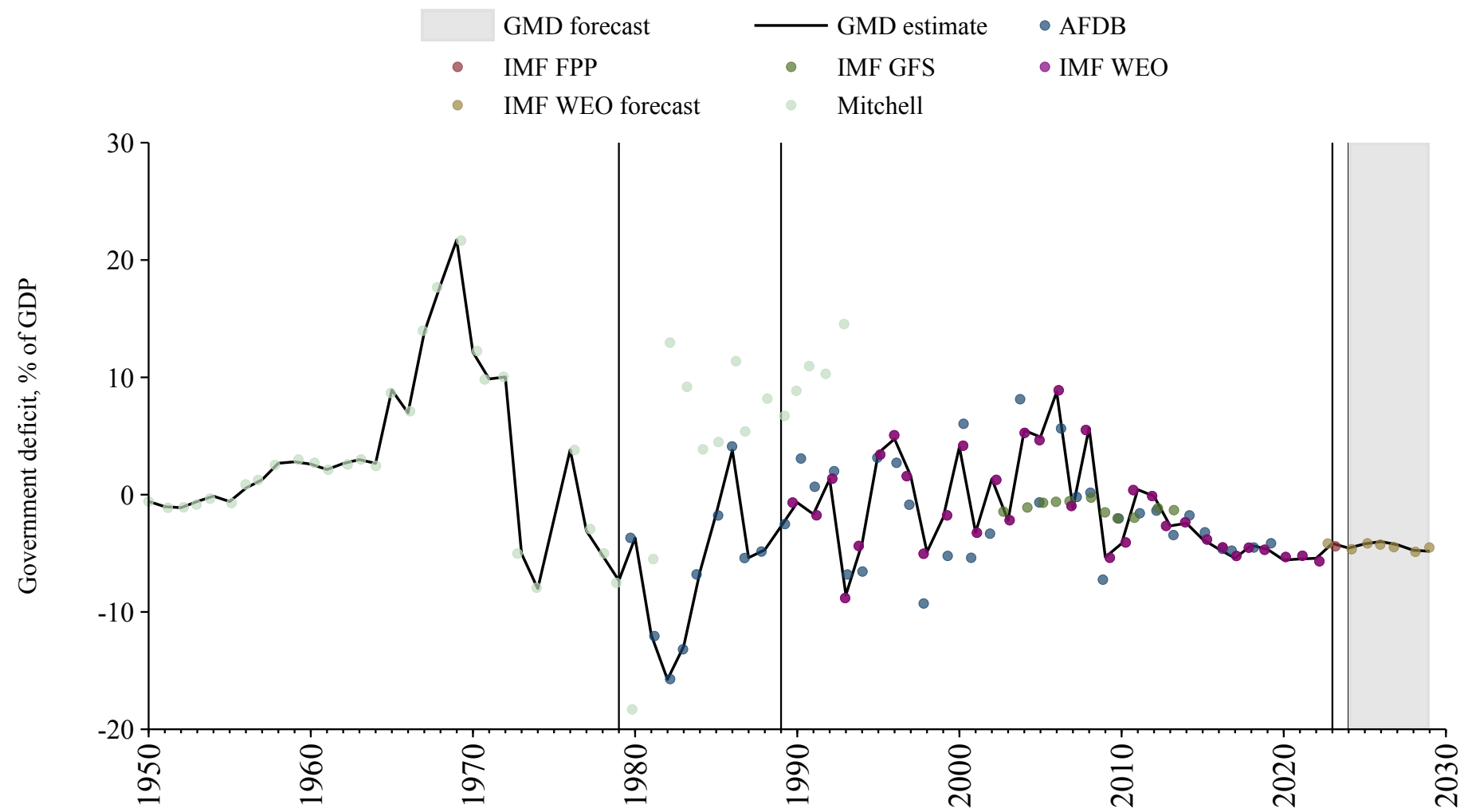
Niger

Source	Time span	Notes
Banque centrale des États de l'Afrique de l'Ouest (2024)	1960 - 2024	Baseline source, overlaps with base year 2018.
WEO (2024b)	2025 - 2029	Spliced using overlapping data in 2030.



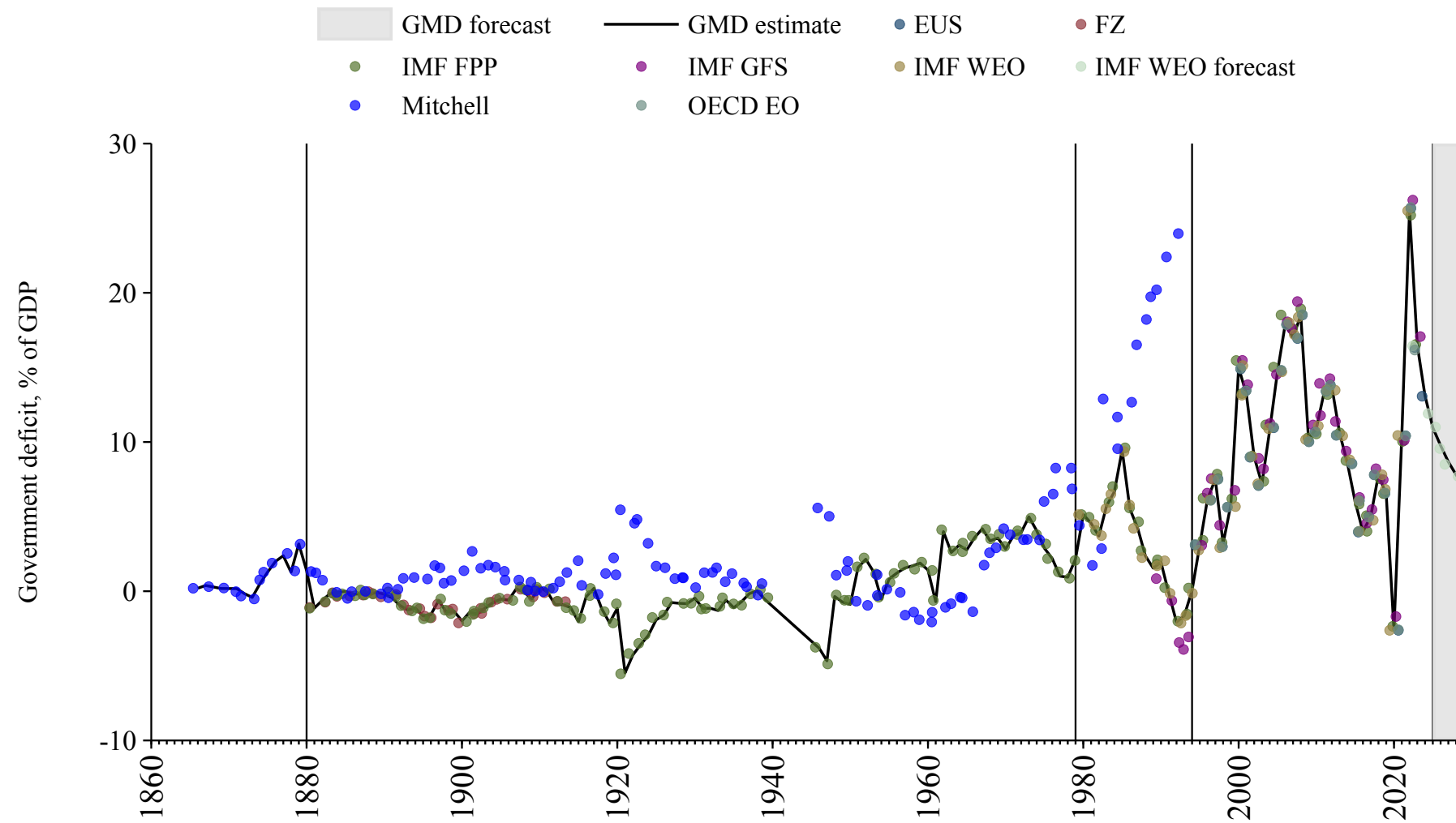
Nigeria

Source	Time span	Notes
Mitchell (2013)	1950 - 1979	Spliced using overlapping data in 1980.
Bank (2024)	1980 - 1989	Spliced using overlapping data in 1990.
WEO (2024a)	1990 - 2022	Baseline source, overlaps with base year 2018.
Mauro et al. (2015)	2023 - 2023	Spliced using overlapping data in 2024.
WEO (2024b)	2024 - 2029	Spliced using overlapping data in 2030.



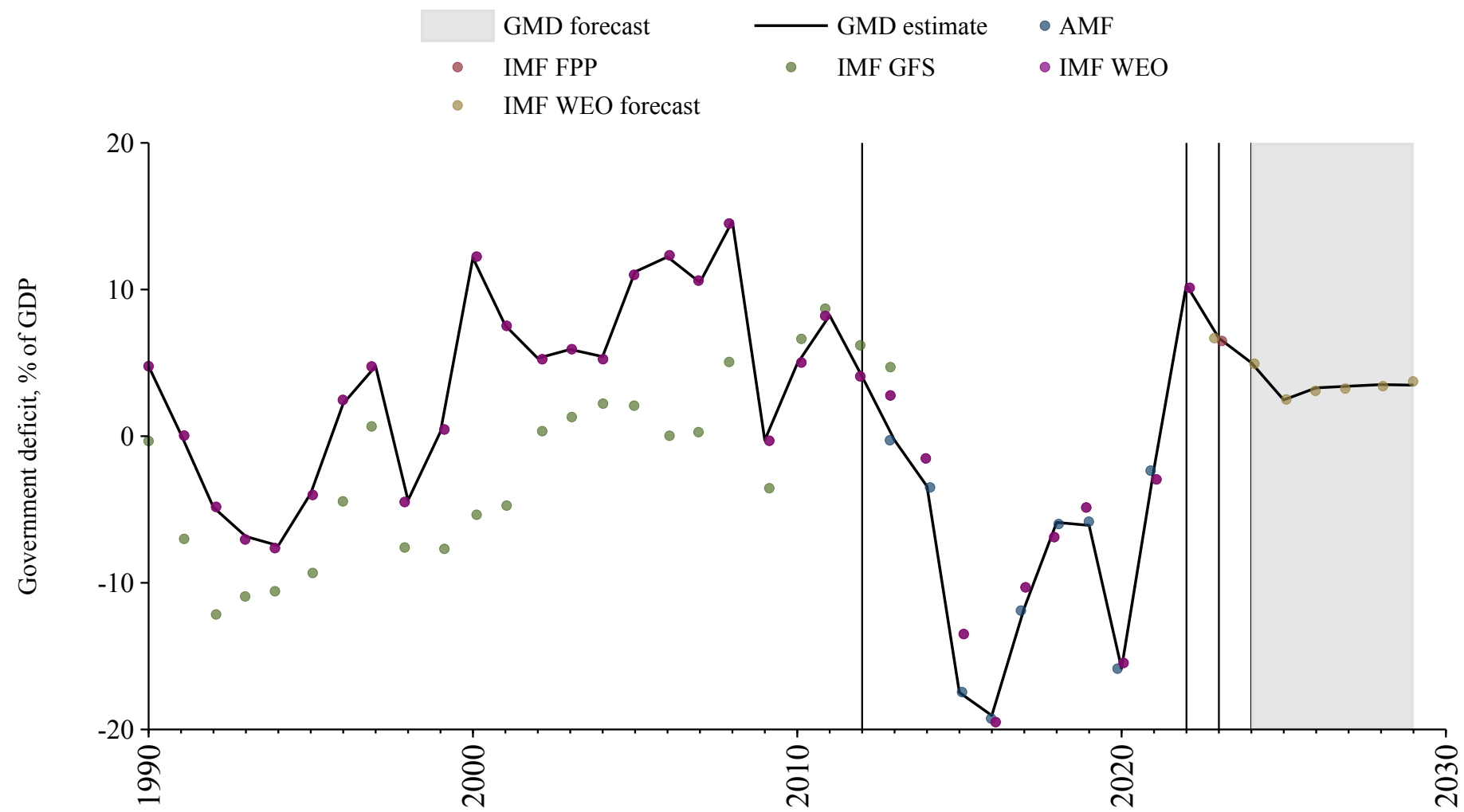
Norway

Source	Time span	Notes
Mitchell (2013)	1866 - 1880	Spliced using overlapping data in 1881.
Mauro et al. (2015)	1881 - 1979	Spliced using overlapping data in 1980.
WEO (2024a)	1980 - 1994	Spliced using overlapping data in 1995.
Commission (2024)	1995 - 2024	Baseline source, overlaps with base year 2018.
WEO (2024b)	2025 - 2029	Spliced using overlapping data in 2030.



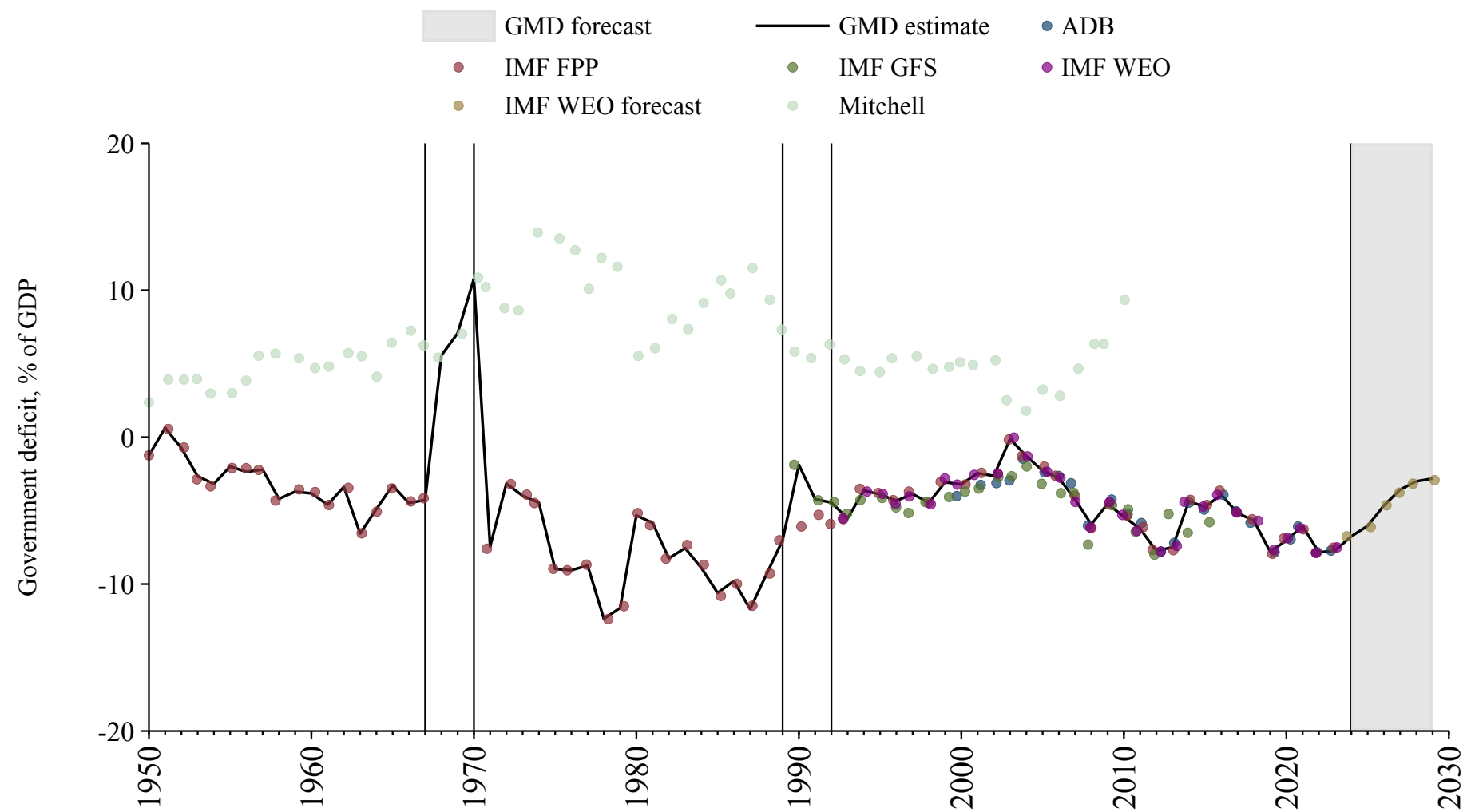
Oman

Source	Time span	Notes
WEO (2024a)	1990 - 2012	Spliced using overlapping data in 2013.
Arab Monetary Fund (2024)	2013 - 2021	Baseline source, overlaps with base year 2018.
WEO (2024a)	2022 - 2022	Spliced using overlapping data in 2023.
Mauro et al. (2015)	2023 - 2023	Spliced using overlapping data in 2024.
WEO (2024b)	2024 - 2029	Spliced using overlapping data in 2030.



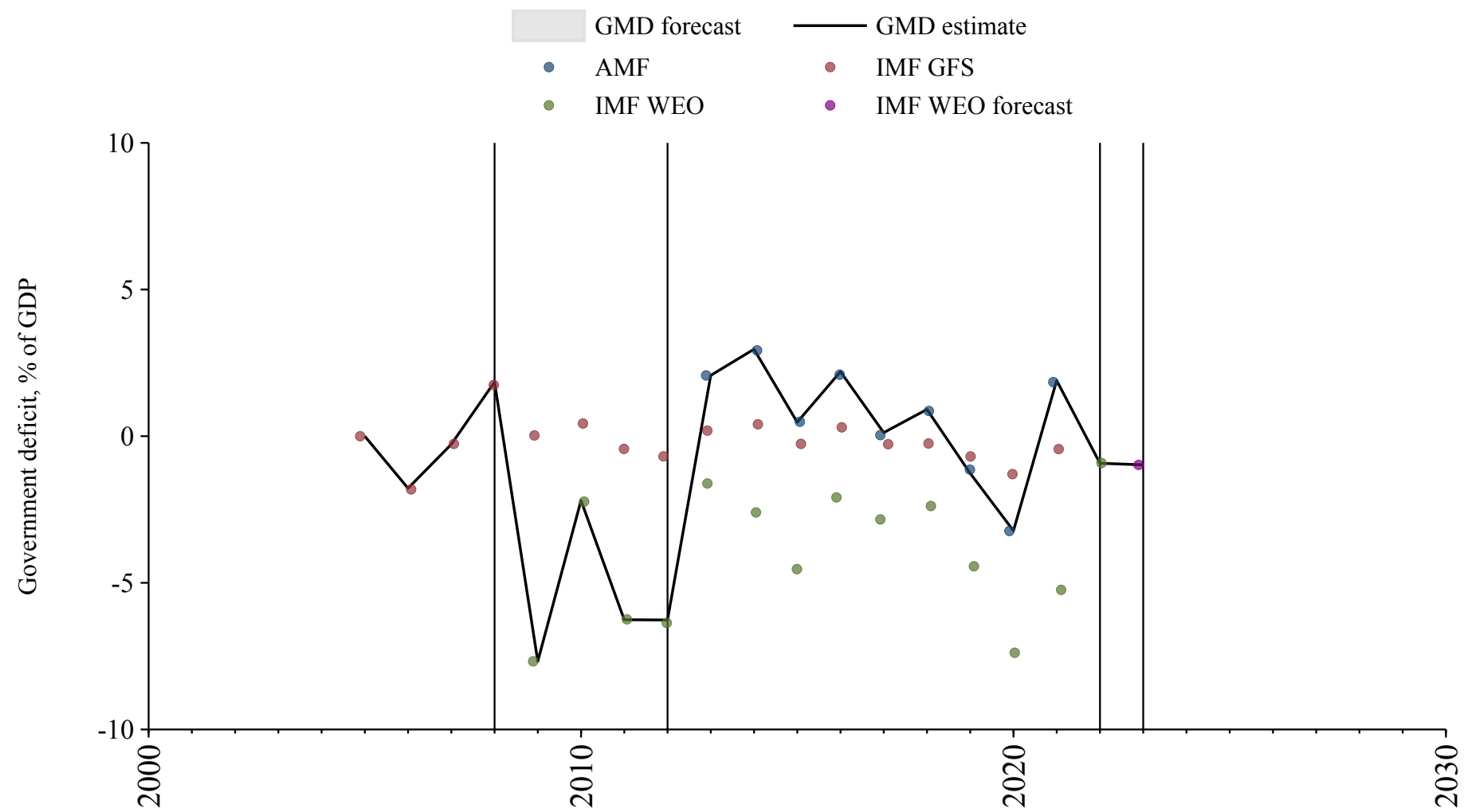
Pakistan

Source	Time span	Notes
Mauro et al. (2015)	1950 - 1967	Spliced using overlapping data in 1968.
Mitchell (2013)	1968 - 1970	Spliced using overlapping data in 1971.
Mauro et al. (2015)	1971 - 1989	Spliced using overlapping data in 1990.
International Monetary Fund (2024)	1990 - 1992	Spliced using overlapping data in 1993.
WEO (2024a)	1993 - 2023	Baseline source, overlaps with base year 2018.
WEO (2024b)	2024 - 2029	Spliced using overlapping data in 2030.



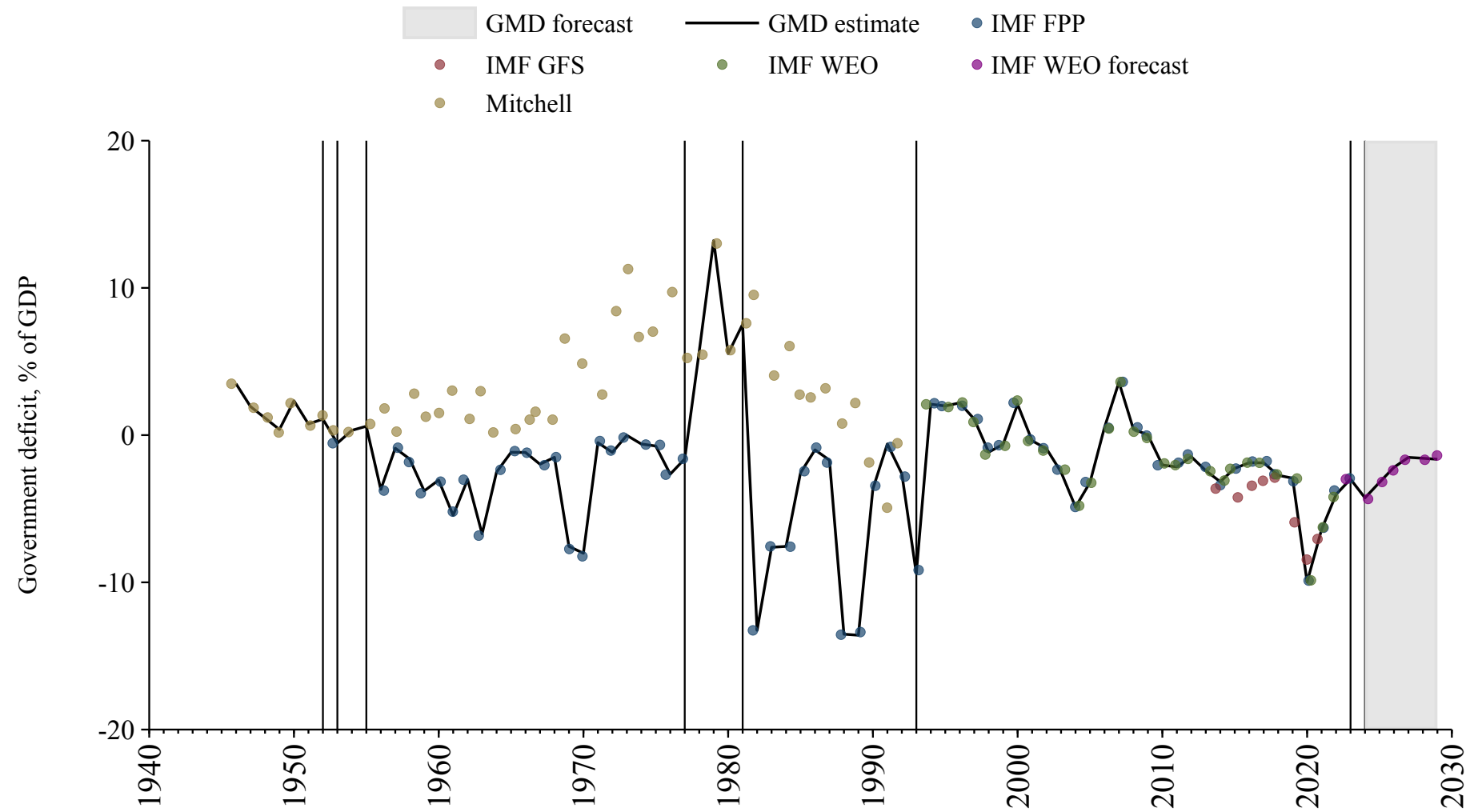
Palestine

Source	Time span	Notes
International Monetary Fund (2024)	2005 - 2008	Spliced using overlapping data in 2009.
WEO (2024a)	2009 - 2012	Spliced using overlapping data in 2013.
Arab Monetary Fund (2024)	2013 - 2021	Baseline source, overlaps with base year 2018.
WEO (2024a)	2022 - 2022	Spliced using overlapping data in 2023.
WEO (2024b)	2023 - 2023	Spliced using overlapping data in 2024.



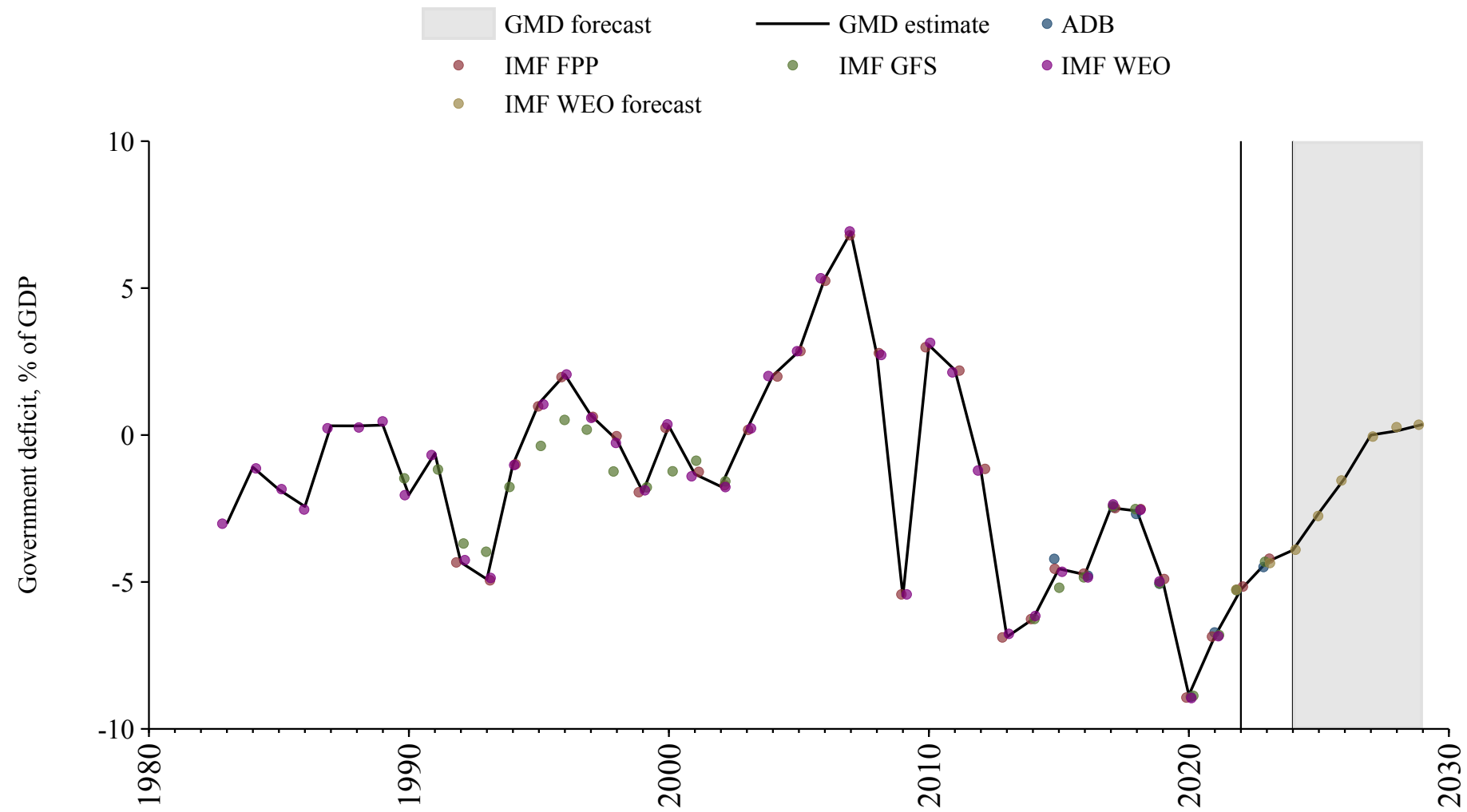
Panama

Source	Time span	Notes
Mitchell (2013)	1946 - 1952	Spliced using overlapping data in 1953.
Mauro et al. (2015)	1953 - 1953	Spliced using overlapping data in 1954.
Mitchell (2013)	1954 - 1955	Spliced using overlapping data in 1956.
Mauro et al. (2015)	1956 - 1977	Spliced using overlapping data in 1978.
Mitchell (2013)	1978 - 1981	Spliced using overlapping data in 1982.
Mauro et al. (2015)	1982 - 1993	Spliced using overlapping data in 1994.
WEO (2024a)	1994 - 2022	Baseline source, overlaps with base year 2018.
Mauro et al. (2015)	2023 - 2023	Spliced using overlapping data in 2024.
WEO (2024b)	2024 - 2029	Spliced using overlapping data in 2030.



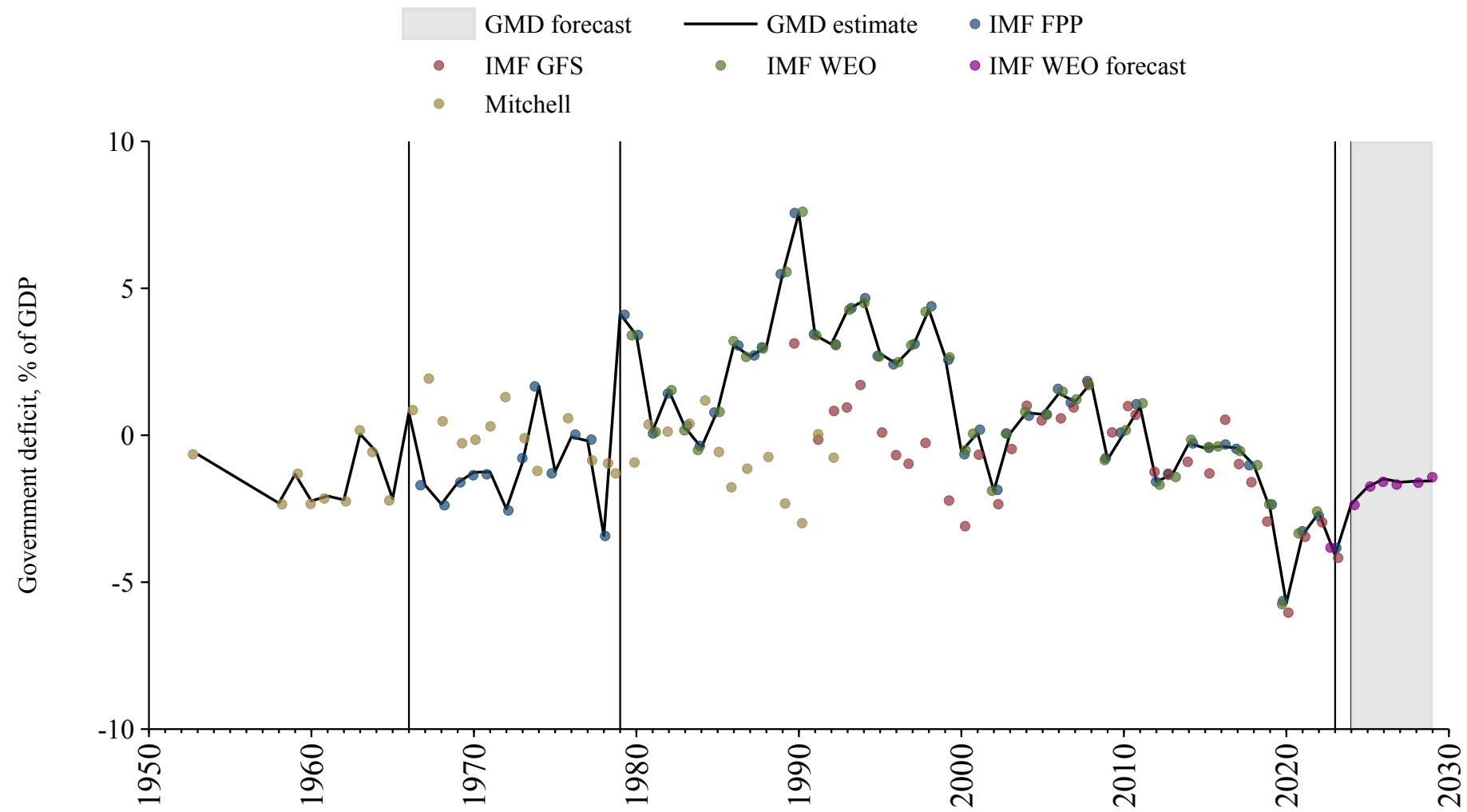
Papua New Guinea

Source	Time span	Notes
WEO (2024a)	1983 - 2021	Baseline source, overlaps with base year 2018.
International Monetary Fund (2024)	2022 - 2023	Spliced using overlapping data in 2024.
WEO (2024b)	2024 - 2029	Spliced using overlapping data in 2030.



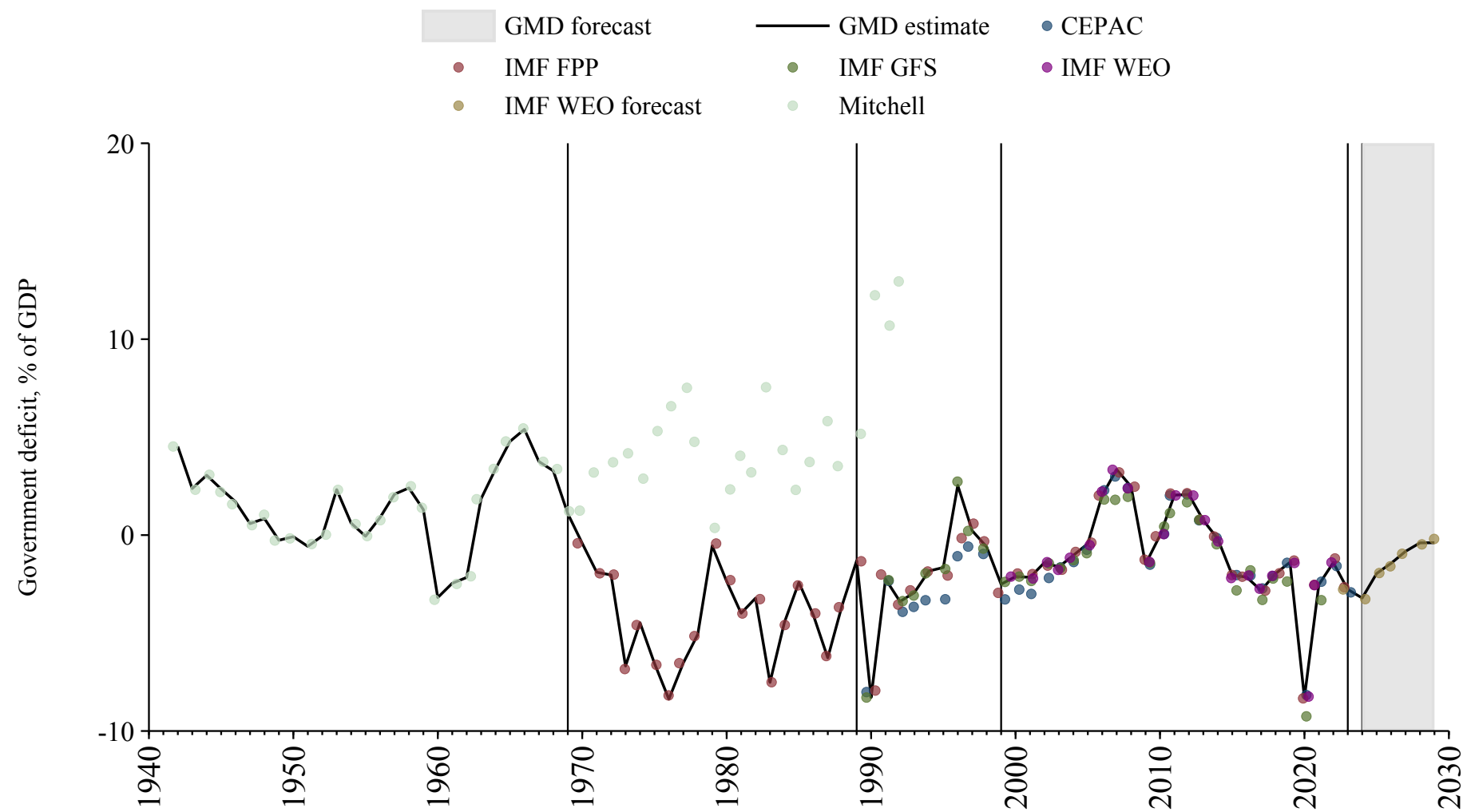
Paraguay

Source	Time span	Notes
Mitchell (2013)	1953 - 1966	Spliced using overlapping data in 1967.
Mauro et al. (2015)	1967 - 1979	Spliced using overlapping data in 1980.
WEO (2024a)	1980 - 2022	Baseline source, overlaps with base year 2018.
International Monetary Fund (2024)	2023 - 2023	Spliced using overlapping data in 2024.
WEO (2024b)	2024 - 2029	Spliced using overlapping data in 2030.



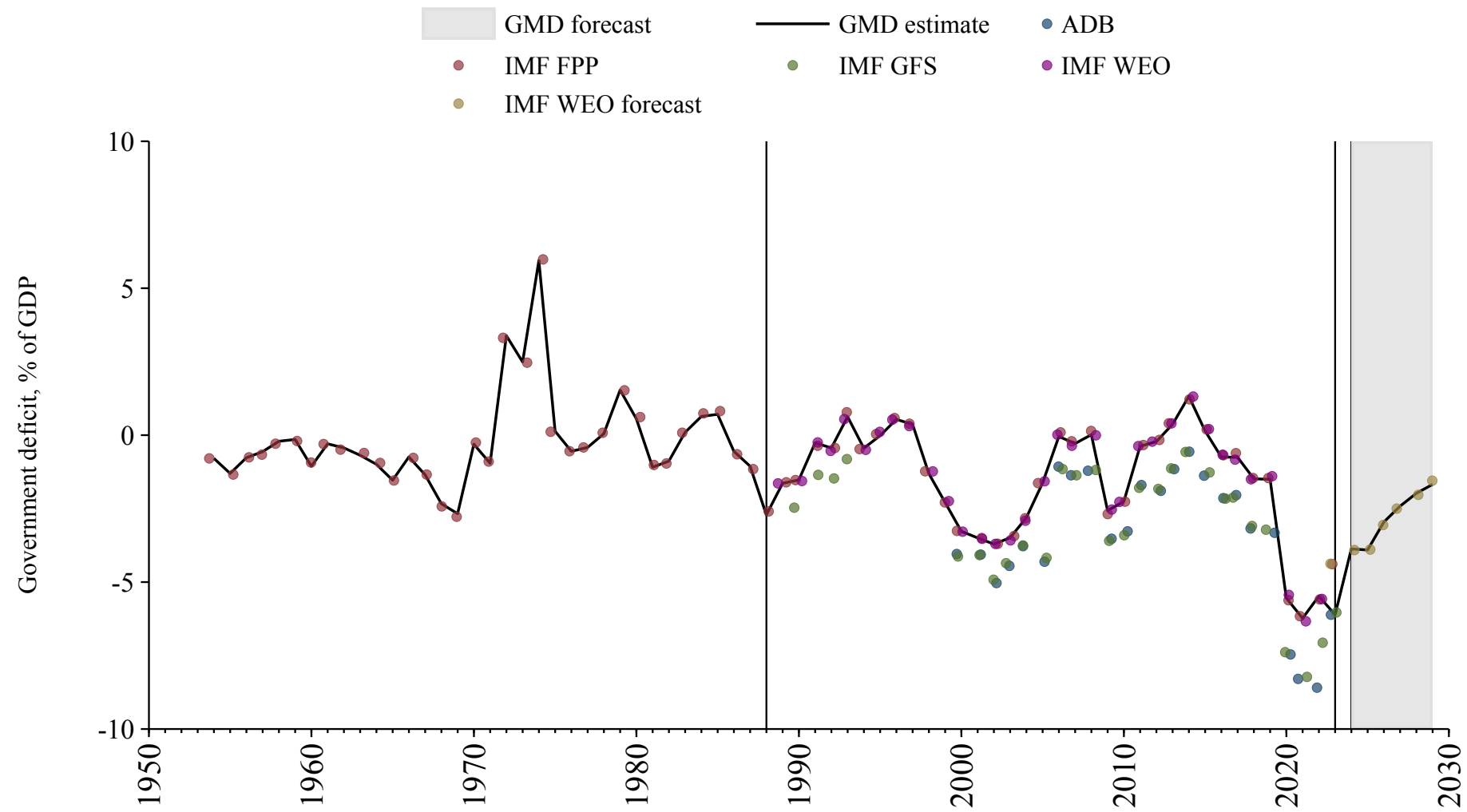
Peru

Source	Time span	Notes
Mitchell (2013)	1942 - 1969	Spliced using overlapping data in 1970.
Mauro et al. (2015)	1970 - 1989	Spliced using overlapping data in 1990.
International Monetary Fund (2024)	1990 - 1999	Spliced using overlapping data in 2000.
WEO (2024a)	2000 - 2022	Baseline source, overlaps with base year 2018.
Mauro et al. (2015)	2023 - 2023	Spliced using overlapping data in 2024.
WEO (2024b)	2024 - 2029	Spliced using overlapping data in 2030.



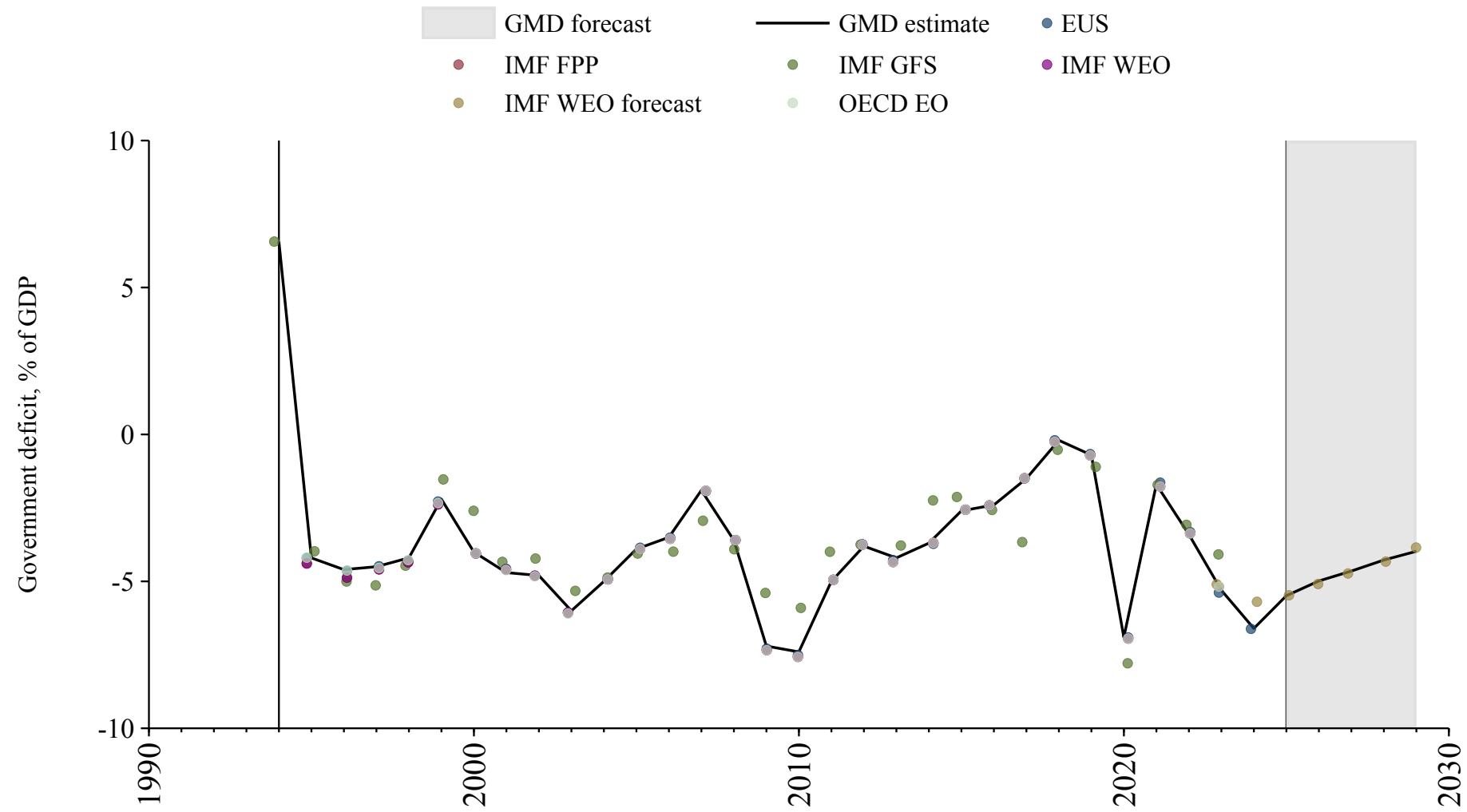
Philippines

Source	Time span	Notes
Mauro et al. (2015)	1954 - 1988	Spliced using overlapping data in 1989.
WEO (2024a)	1989 - 2022	Baseline source, overlaps with base year 2018.
International Monetary Fund (2024)	2023 - 2023	Spliced using overlapping data in 2024.
WEO (2024b)	2024 - 2029	Spliced using overlapping data in 2030.



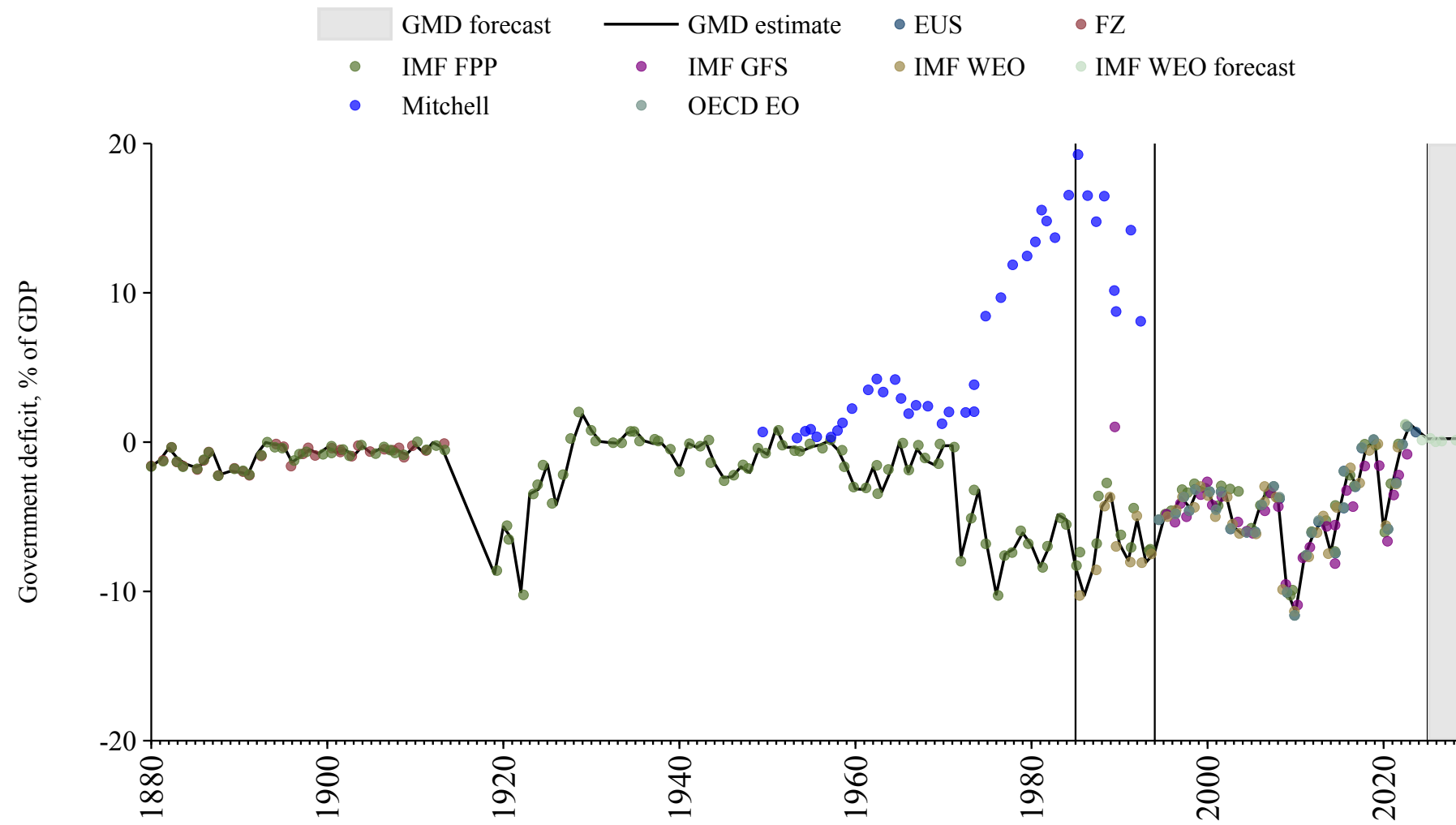
Poland

Source	Time span	Notes
International Monetary Fund (2024)	1994 - 1994	Spliced using overlapping data in 1995.
Commission (2024)	1995 - 2024	Baseline source, overlaps with base year 2018.
WEO (2024b)	2025 - 2029	Spliced using overlapping data in 2030.



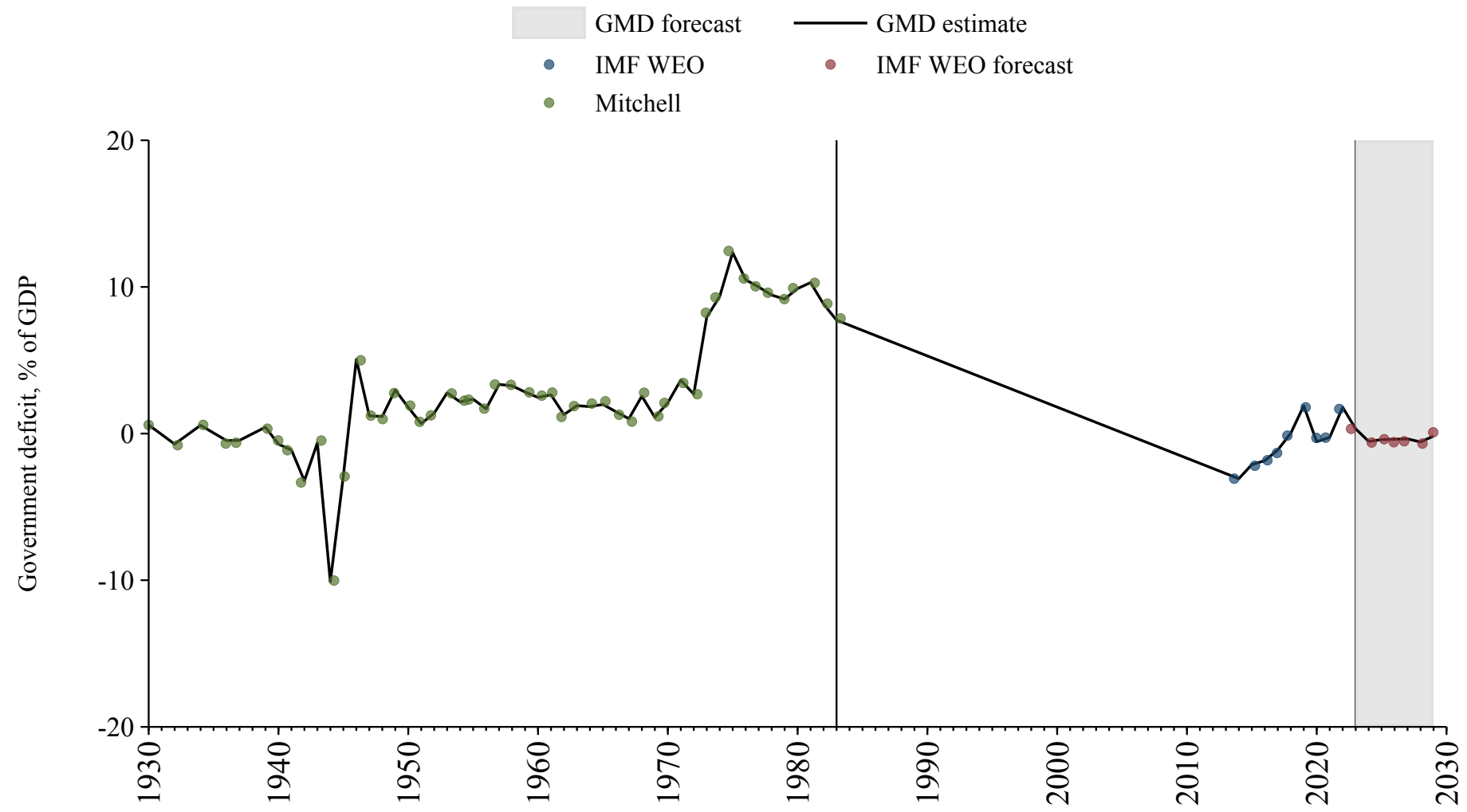
Portugal

Source	Time span	Notes
Mauro et al. (2015)	1880 - 1985	Spliced using overlapping data in 1986.
WEO (2024a)	1986 - 1994	Spliced using overlapping data in 1995.
Commission (2024)	1995 - 2024	Baseline source, overlaps with base year 2018.
WEO (2024b)	2025 - 2029	Spliced using overlapping data in 2030.



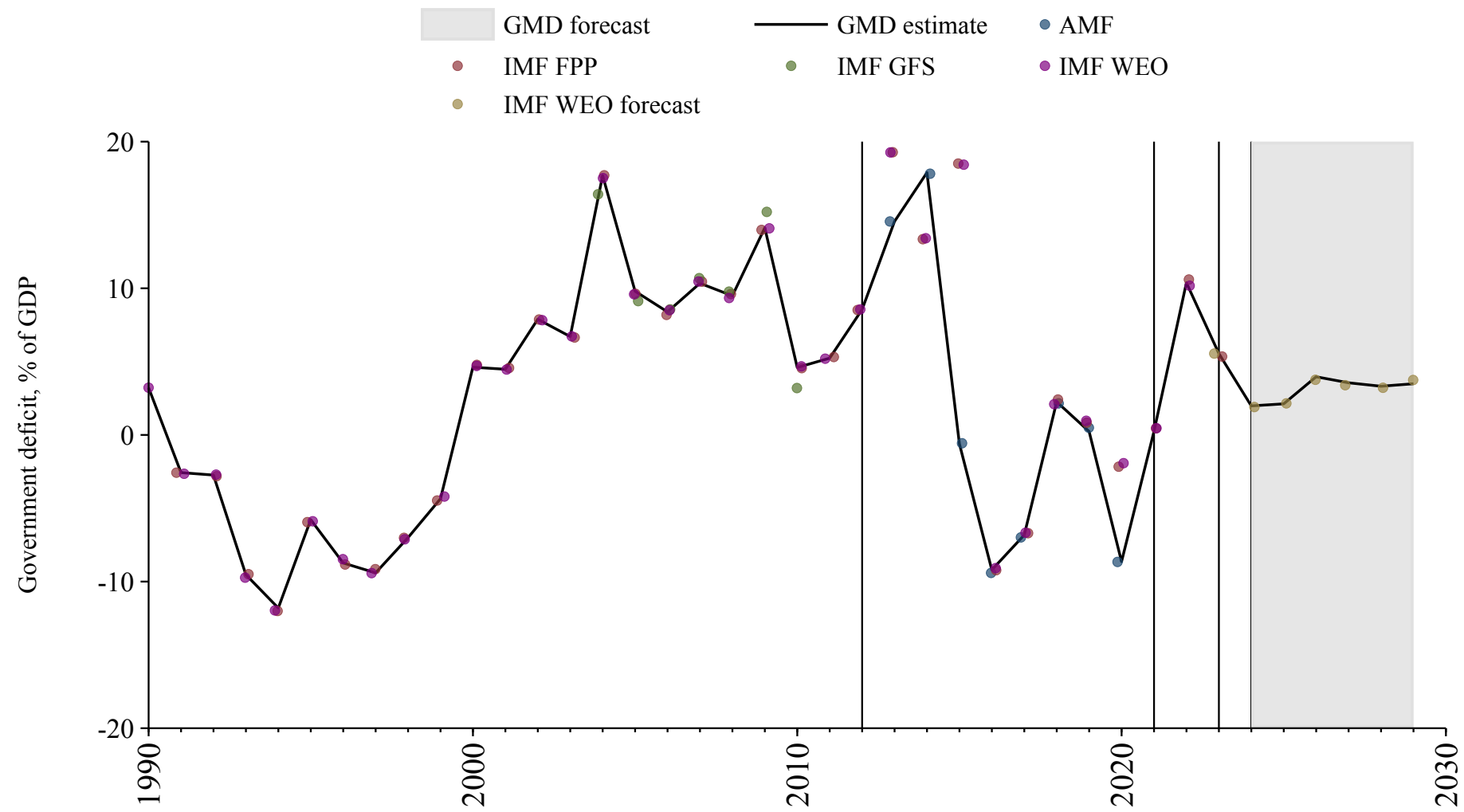
Puerto Rico

Source	Time span	Notes
Mitchell (2013)	1930 - 1983	Spliced using overlapping data in 1984.
WEO (2024a)	1984 - 2022	Baseline source, overlaps with base year 2018.
WEO (2024b)	2023 - 2029	Spliced using overlapping data in 2030.



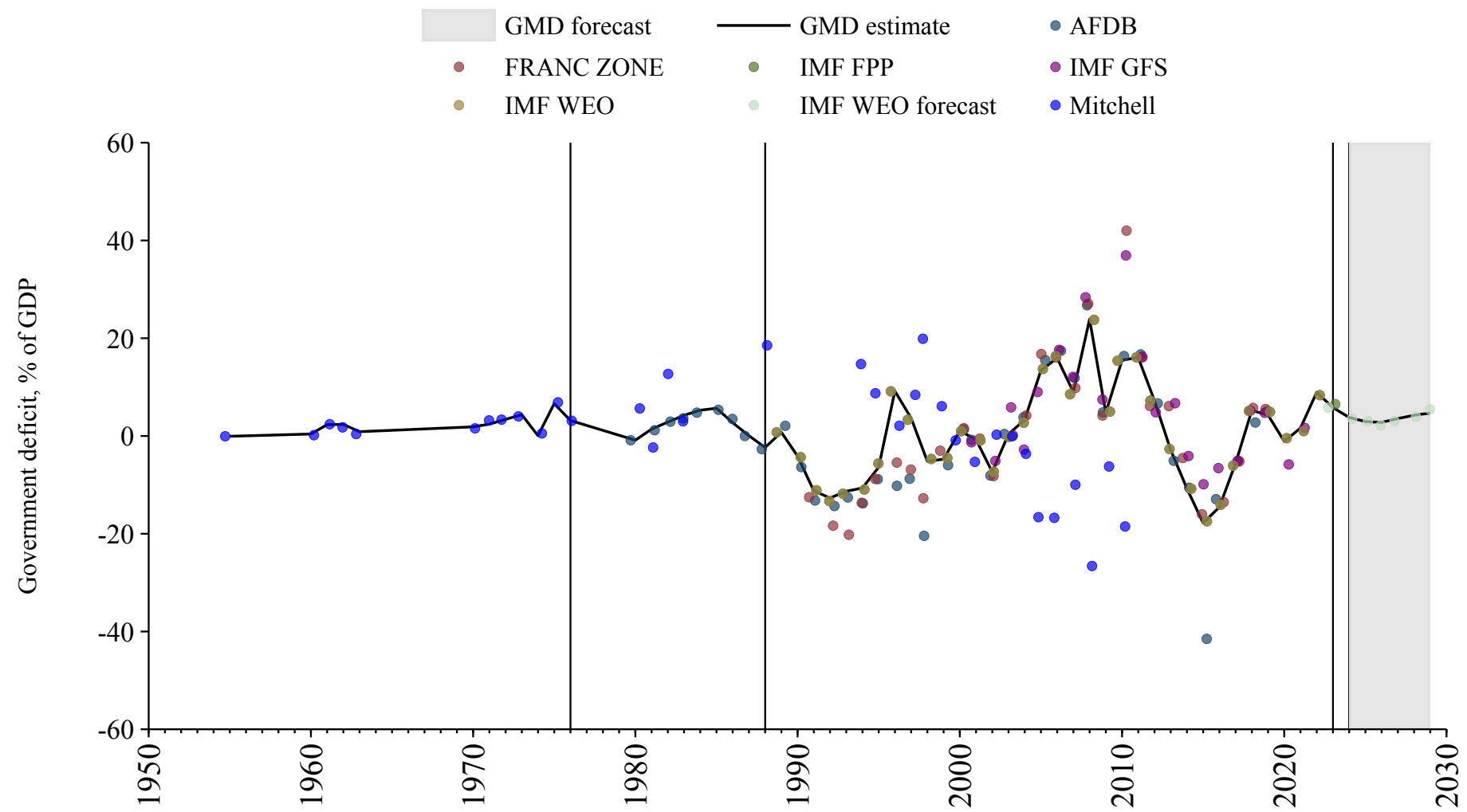
Qatar

Source	Time span	Notes
WEO (2024a)	1990 - 2012	Spliced using overlapping data in 2013.
Arab Monetary Fund (2024)	2013 - 2020	Baseline source, overlaps with base year 2018.
WEO (2024a)	2021 - 2022	Spliced using overlapping data in 2023.
Mauro et al. (2015)	2023 - 2023	Spliced using overlapping data in 2024.
WEO (2024b)	2024 - 2029	Spliced using overlapping data in 2030.



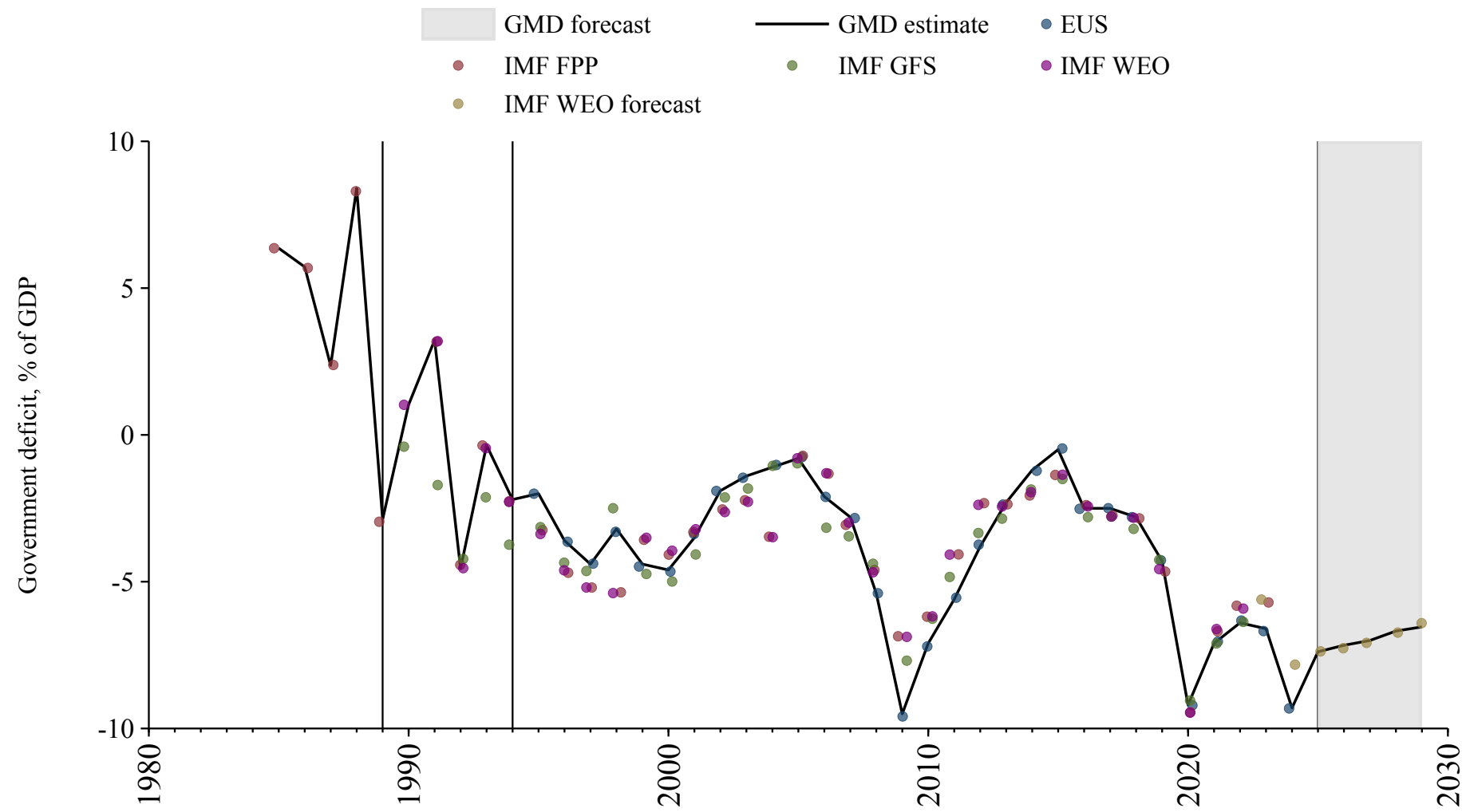
Republic of the Congo

Source	Time span	Notes
Mitchell (2013)	1955 - 1976	Spliced using overlapping data in 1977.
Bank (2024)	1977 - 1988	Spliced using overlapping data in 1989.
WEO (2024a)	1989 - 2022	Baseline source, overlaps with base year 2018.
Mauro et al. (2015)	2023 - 2023	Spliced using overlapping data in 2024.
WEO (2024b)	2024 - 2029	Spliced using overlapping data in 2030.



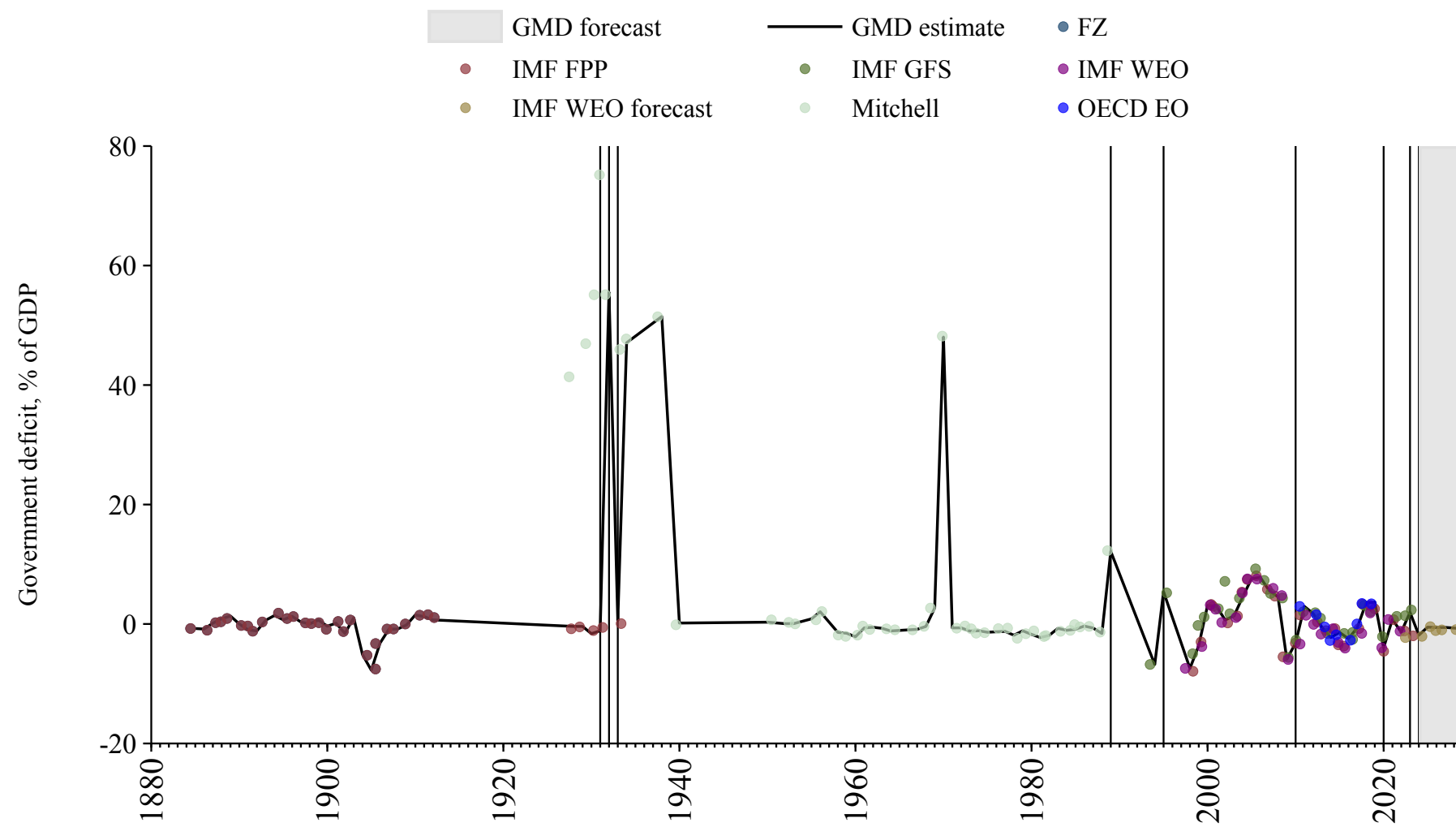
Romania

Source	Time span	Notes
Mauro et al. (2015)	1985 - 1989	Spliced using overlapping data in 1990.
WEO (2024a)	1990 - 1994	Spliced using overlapping data in 1995.
Commission (2024)	1995 - 2024	Baseline source, overlaps with base year 2018.
WEO (2024b)	2025 - 2029	Spliced using overlapping data in 2030.



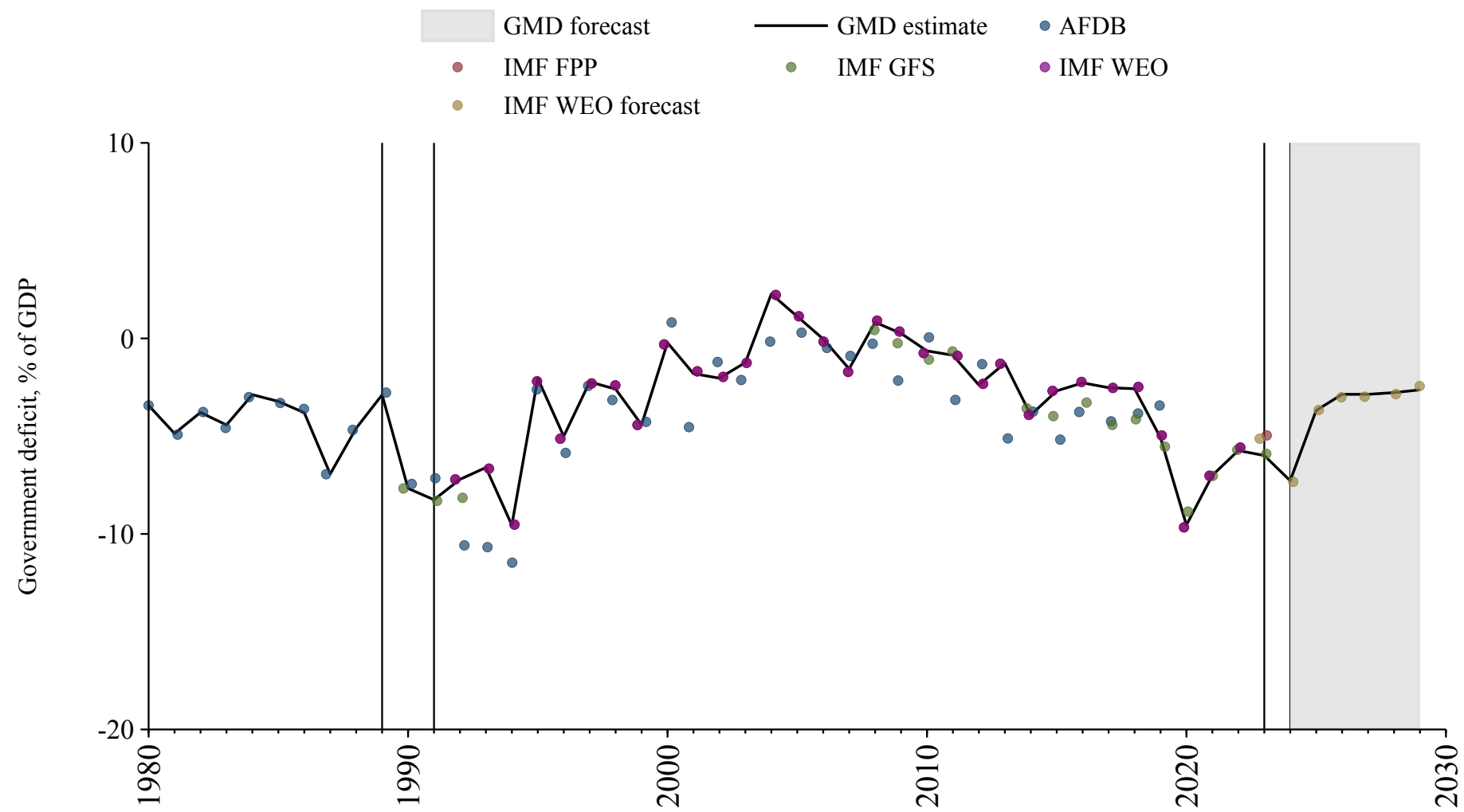
Russian Federation

Source	Time span	Notes
Mauro et al. (2015)	1885 - 1931	Spliced using overlapping data in 1932.
Mitchell (2013)	1932 - 1932	Spliced using overlapping data in 1933.
Mauro et al. (2015)	1933 - 1933	Spliced using overlapping data in 1934.
Mitchell (2013)	1934 - 1989	Spliced using overlapping data in 1990.
International Monetary Fund (2024)	1990 - 1995	Spliced using overlapping data in 1996.
WEO (2024a)	1996 - 2010	Spliced using overlapping data in 2011.
OECD Economic Outlook (2024)	2011 - 2019	Baseline source, overlaps with base year 2018.
WEO (2024a)	2020 - 2022	Spliced using overlapping data in 2023.
International Monetary Fund (2024)	2023 - 2023	Spliced using overlapping data in 2024.
WEO (2024b)	2024 - 2029	Spliced using overlapping data in 2030.



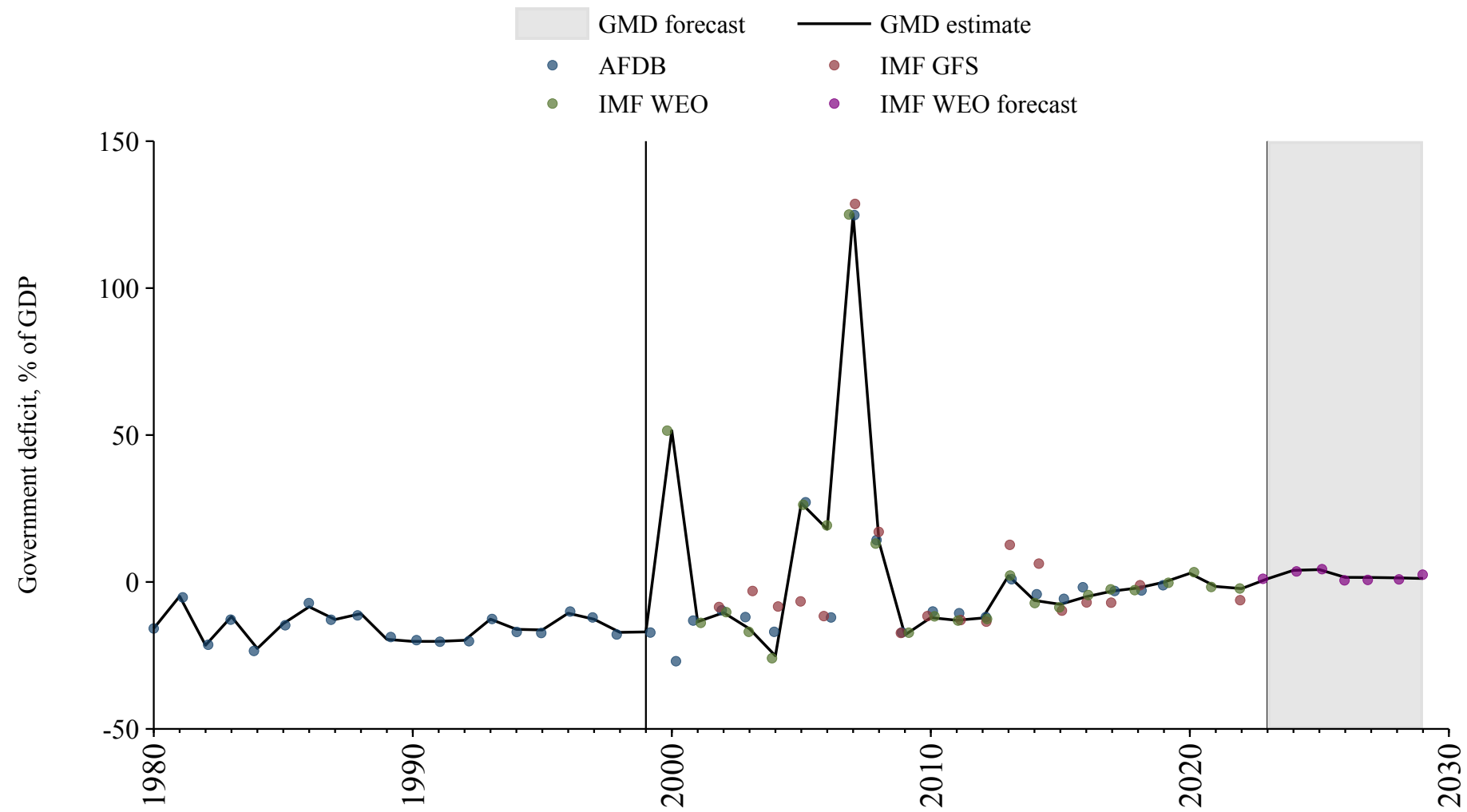
Rwanda

Source	Time span	Notes
Bank (2024)	1980 - 1989	Spliced using overlapping data in 1990.
International Monetary Fund (2024)	1990 - 1991	Spliced using overlapping data in 1992.
WEO (2024a)	1992 - 2022	Baseline source, overlaps with base year 2018.
International Monetary Fund (2024)	2023 - 2023	Spliced using overlapping data in 2024.
WEO (2024b)	2024 - 2029	Spliced using overlapping data in 2030.



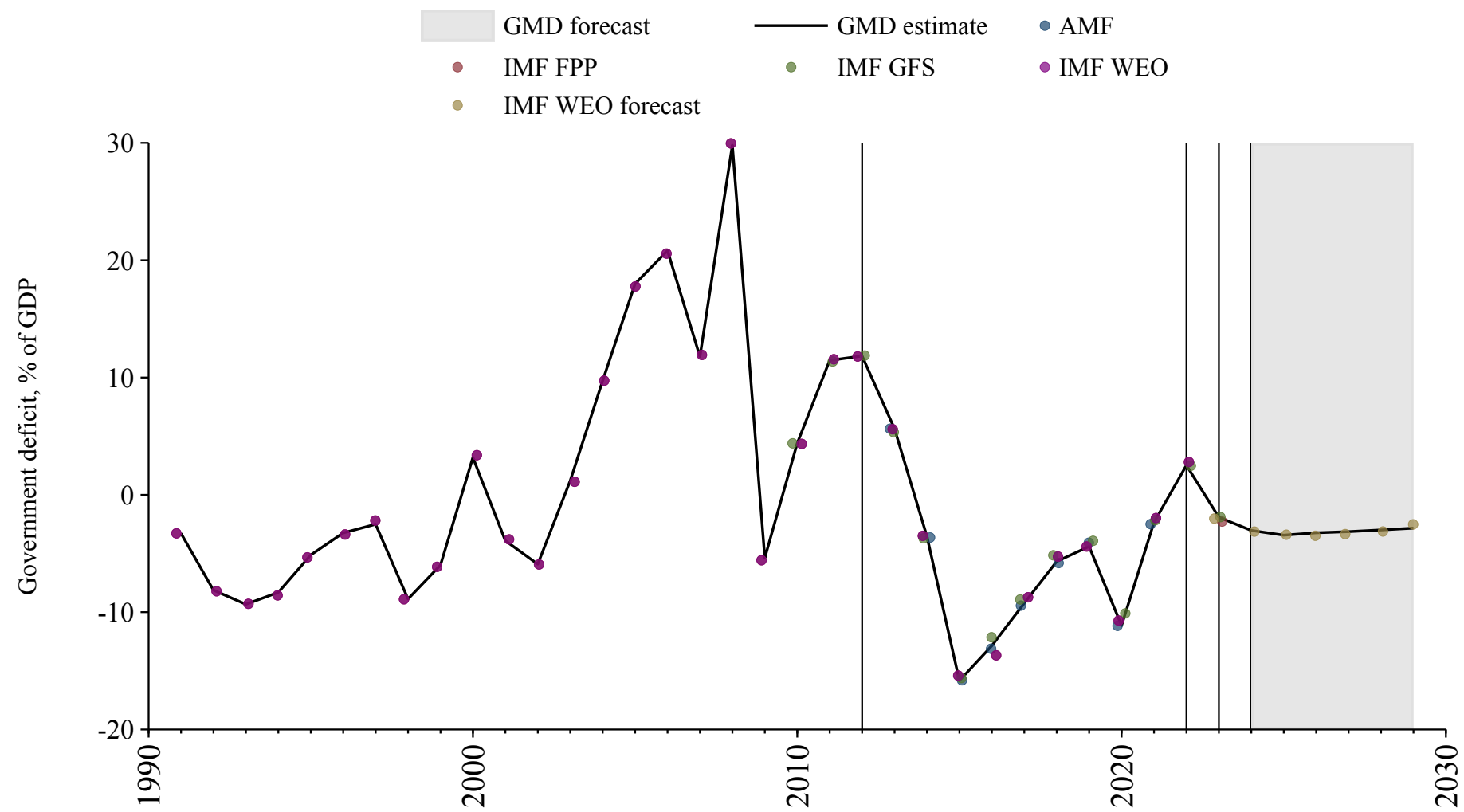
Sao Tome and Principe

Source	Time span	Notes
Bank (2024)	1980 - 1999	Spliced using overlapping data in 2000.
WEO (2024a)	2000 - 2022	Baseline source, overlaps with base year 2018.
WEO (2024b)	2023 - 2029	Spliced using overlapping data in 2030.



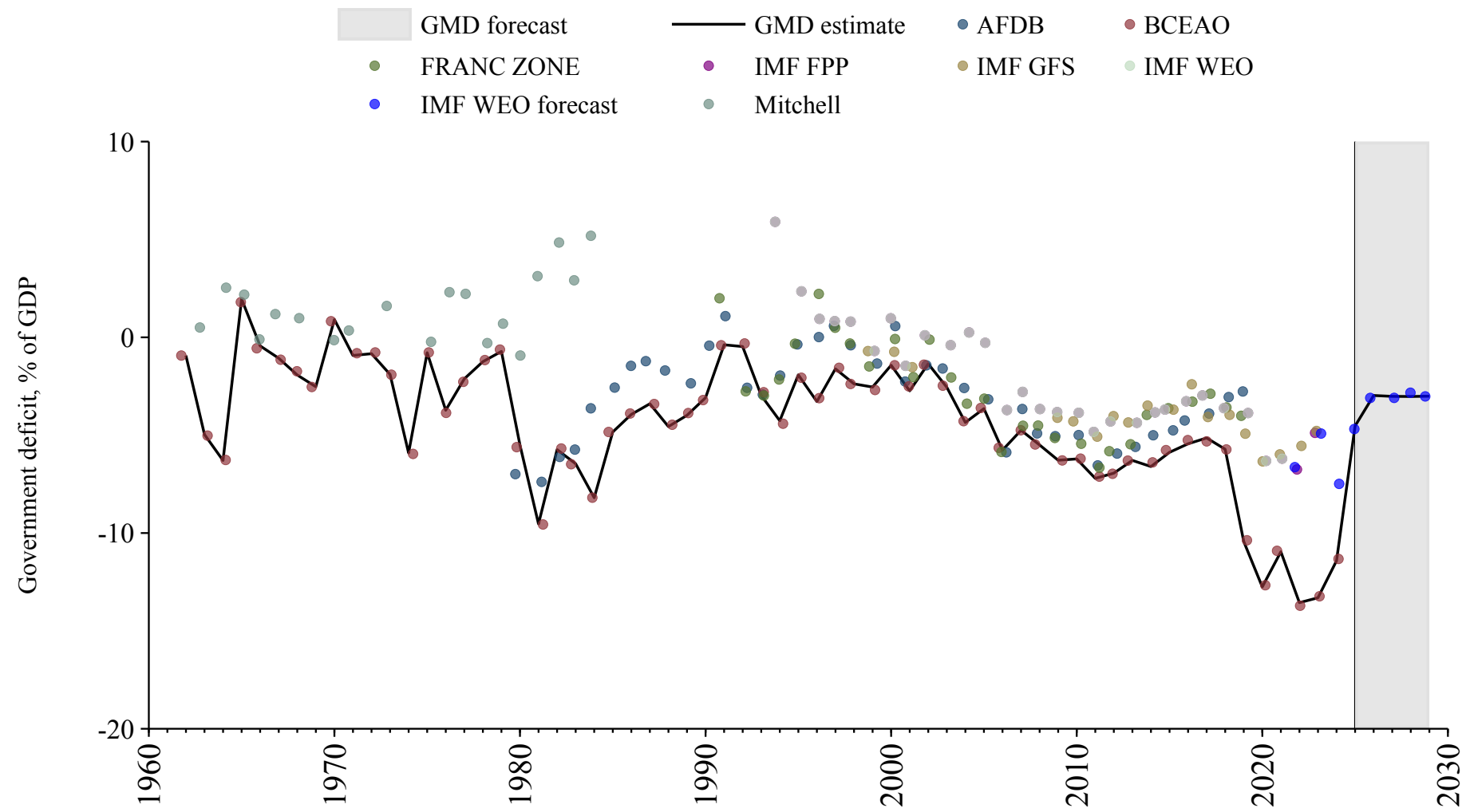
Saudi Arabia

Source	Time span	Notes
WEO (2024a)	1991 - 2012	Spliced using overlapping data in 2013.
Arab Monetary Fund (2024)	2013 - 2021	Baseline source, overlaps with base year 2018.
WEO (2024a)	2022 - 2022	Spliced using overlapping data in 2023.
International Monetary Fund (2024)	2023 - 2023	Spliced using overlapping data in 2024.
WEO (2024b)	2024 - 2029	Spliced using overlapping data in 2030.



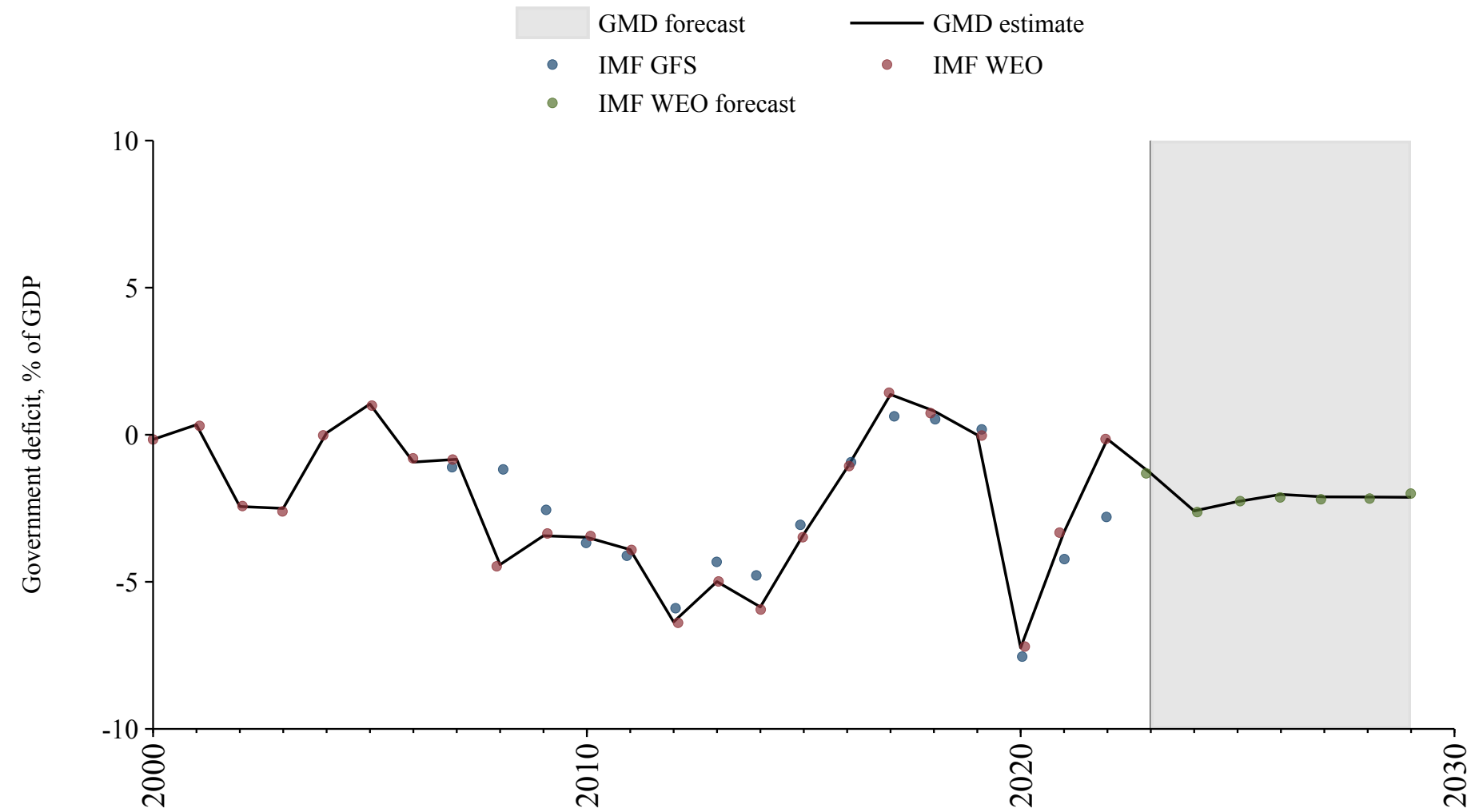
Senegal

Source	Time span	Notes
Banque centrale des États de l'Afrique de l'Ouest (2024)	1962 - 2024	Baseline source, overlaps with base year 2018.
WEO (2024b)	2025 - 2029	Spliced using overlapping data in 2030.



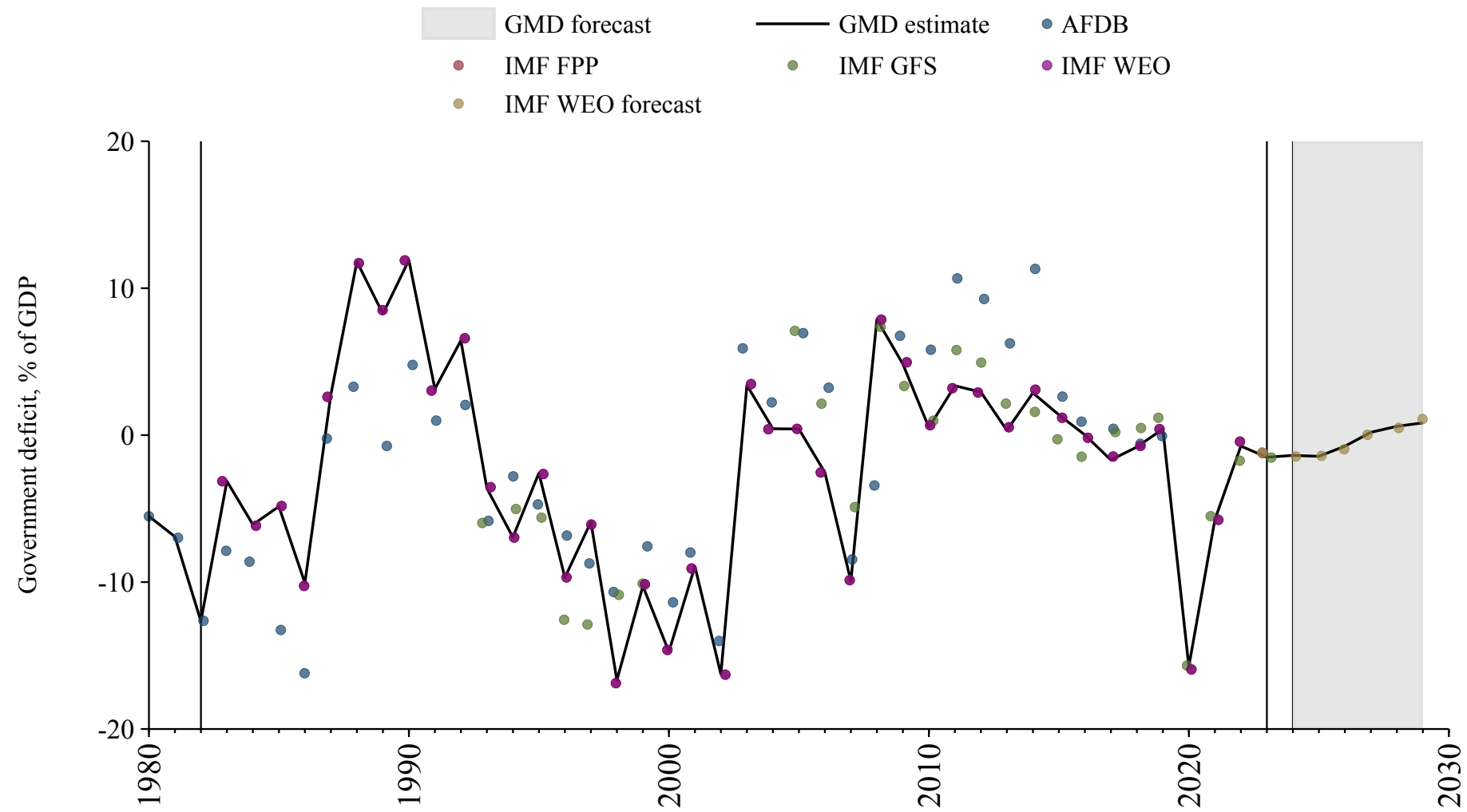
Serbia

Source	Time span	Notes
WEO (2024a)	2000 - 2022	Baseline source, overlaps with base year 2018.
WEO (2024b)	2023 - 2029	Spliced using overlapping data in 2030.



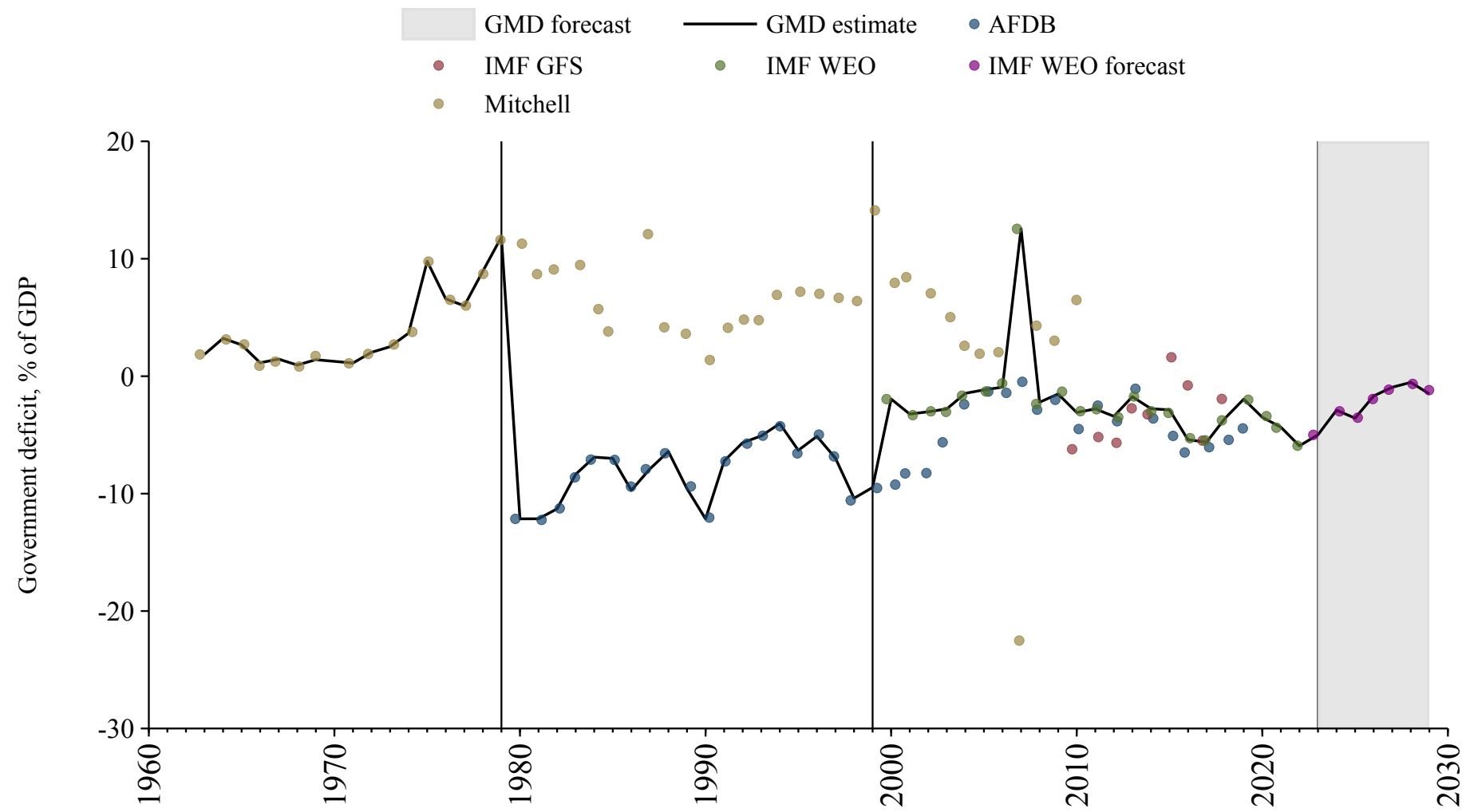
Seychelles

Source	Time span	Notes
Bank (2024)	1980 - 1982	Spliced using overlapping data in 1983.
WEO (2024a)	1983 - 2022	Baseline source, overlaps with base year 2018.
International Monetary Fund (2024)	2023 - 2023	Spliced using overlapping data in 2024.
WEO (2024b)	2024 - 2029	Spliced using overlapping data in 2030.



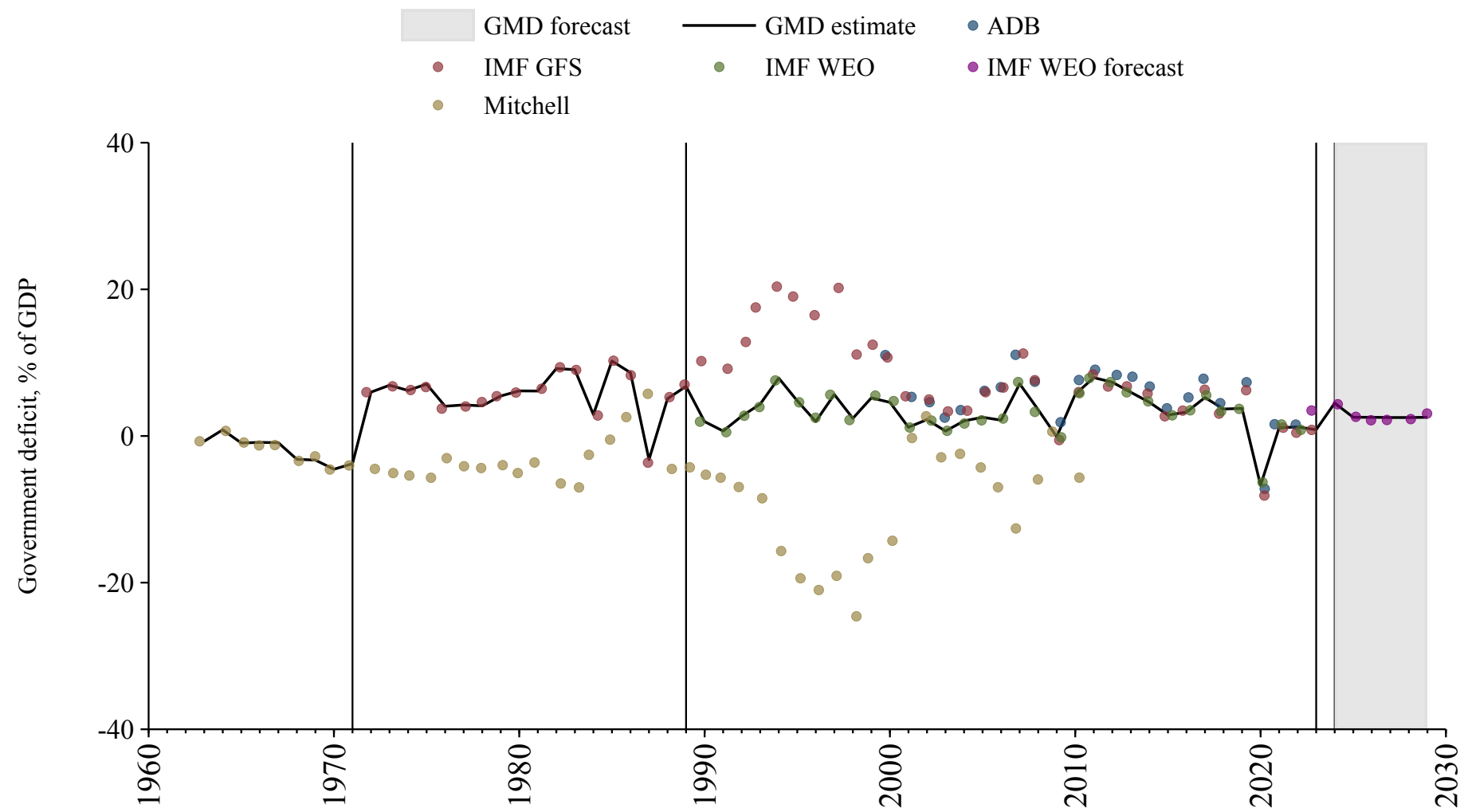
Sierra Leone

Source	Time span	Notes
Mitchell (2013)	1963 - 1979	Spliced using overlapping data in 1980.
Bank (2024)	1980 - 1999	Spliced using overlapping data in 2000.
WEO (2024a)	2000 - 2022	Baseline source, overlaps with base year 2018.
WEO (2024b)	2023 - 2029	Spliced using overlapping data in 2030.



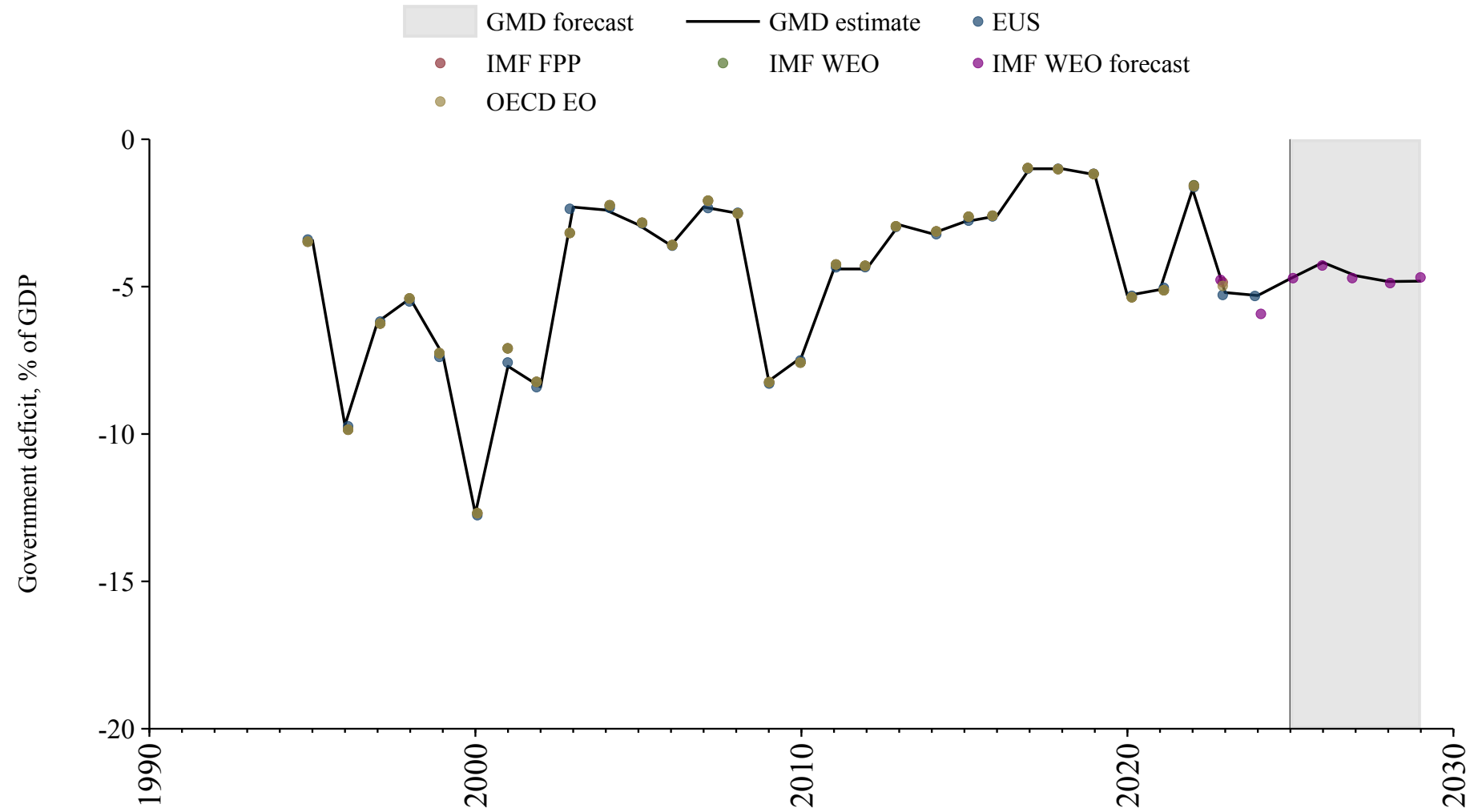
Singapore

Source	Time span	Notes
Mitchell (2013)	1963 - 1971	Spliced using overlapping data in 1972.
International Monetary Fund (2024)	1972 - 1989	Spliced using overlapping data in 1990.
WEO (2024a)	1990 - 2022	Baseline source, overlaps with base year 2018.
International Monetary Fund (2024)	2023 - 2023	Spliced using overlapping data in 2024.
WEO (2024b)	2024 - 2029	Spliced using overlapping data in 2030.



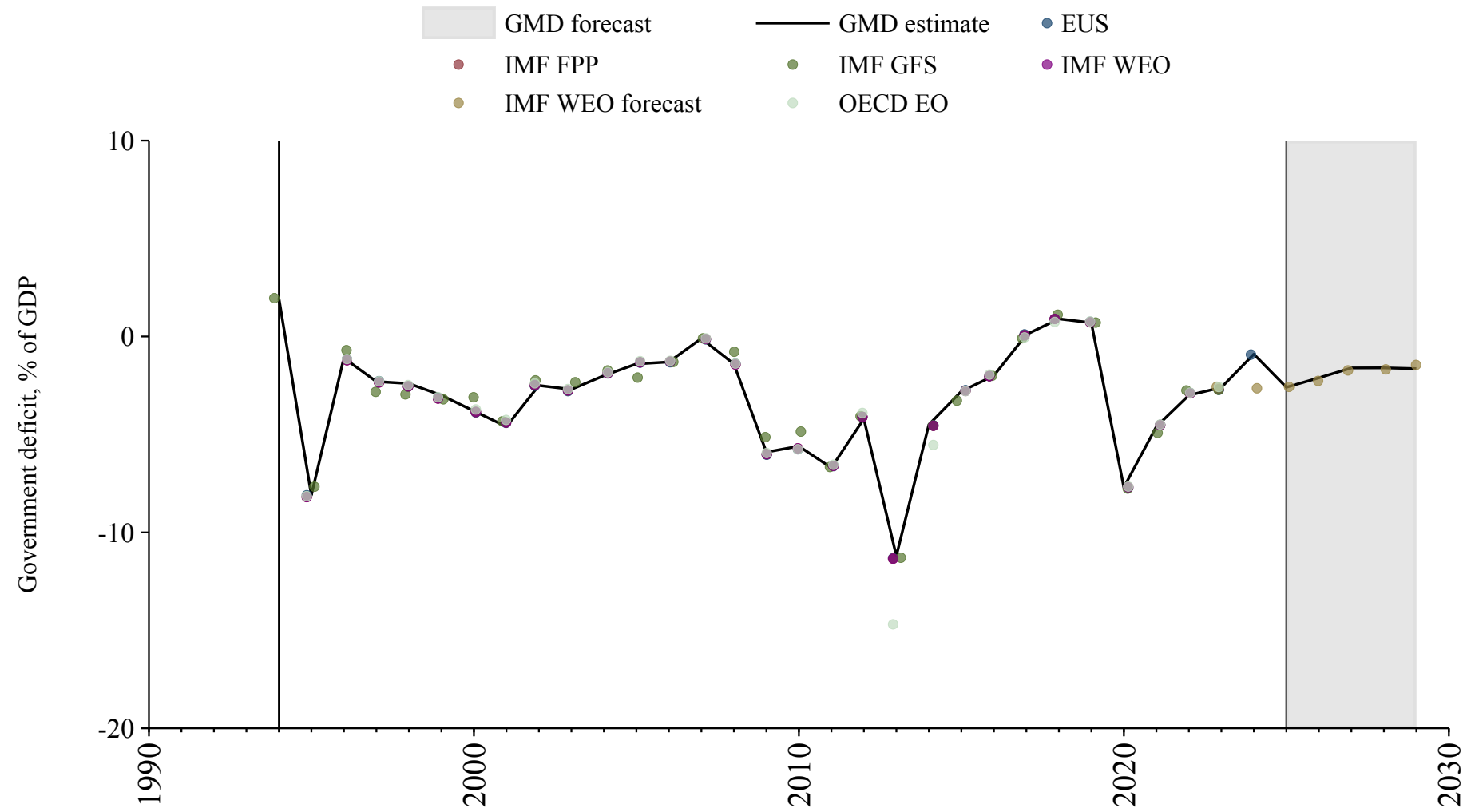
Slovakia

Source	Time span	Notes
Commission (2024)	1995 - 2024	Baseline source, overlaps with base year 2018.
WEO (2024b)	2025 - 2029	Spliced using overlapping data in 2030.



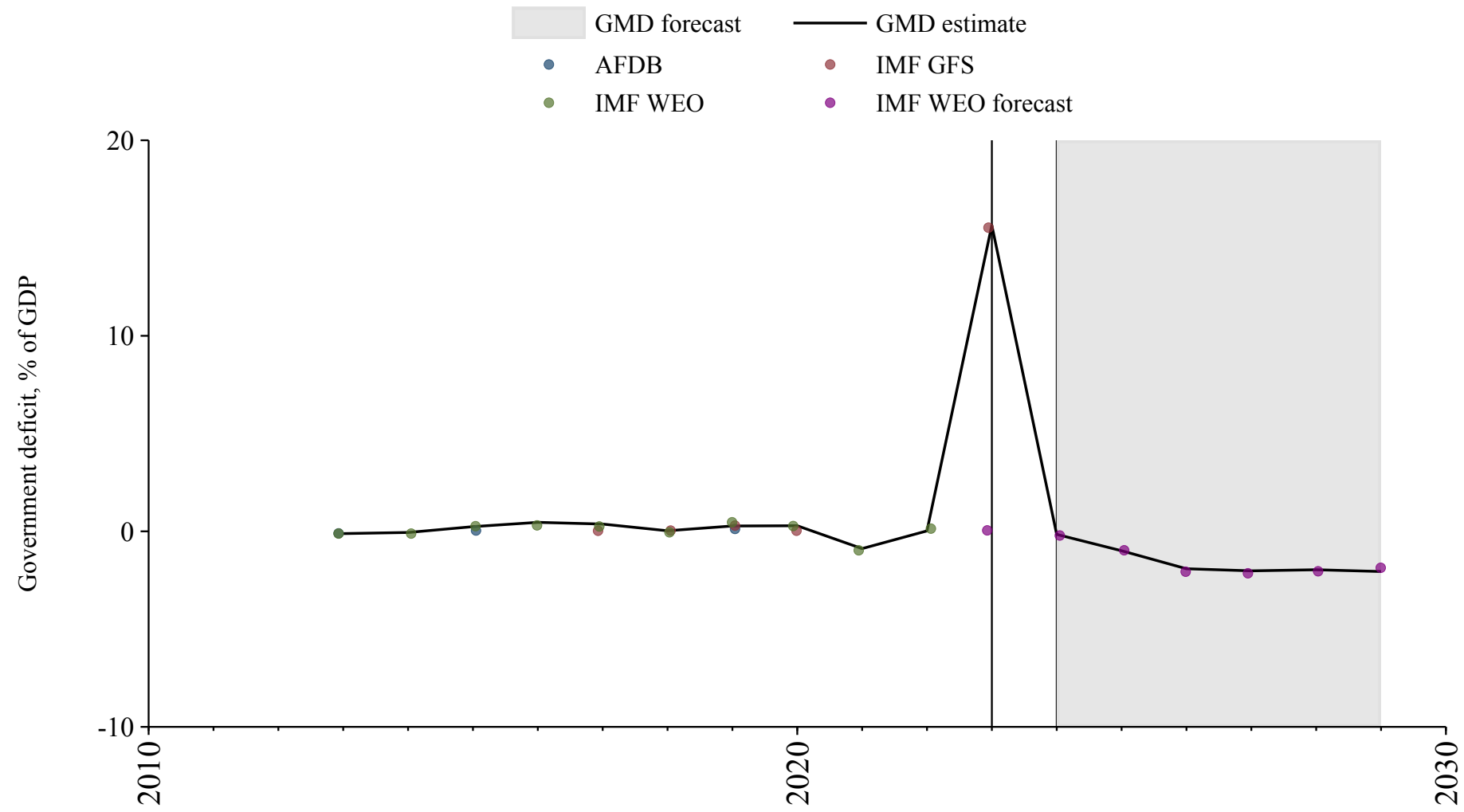
Slovenia

Source	Time span	Notes
International Monetary Fund (2024)	1994 - 1994	Spliced using overlapping data in 1995.
Commission (2024)	1995 - 2024	Baseline source, overlaps with base year 2018.
WEO (2024b)	2025 - 2029	Spliced using overlapping data in 2030.



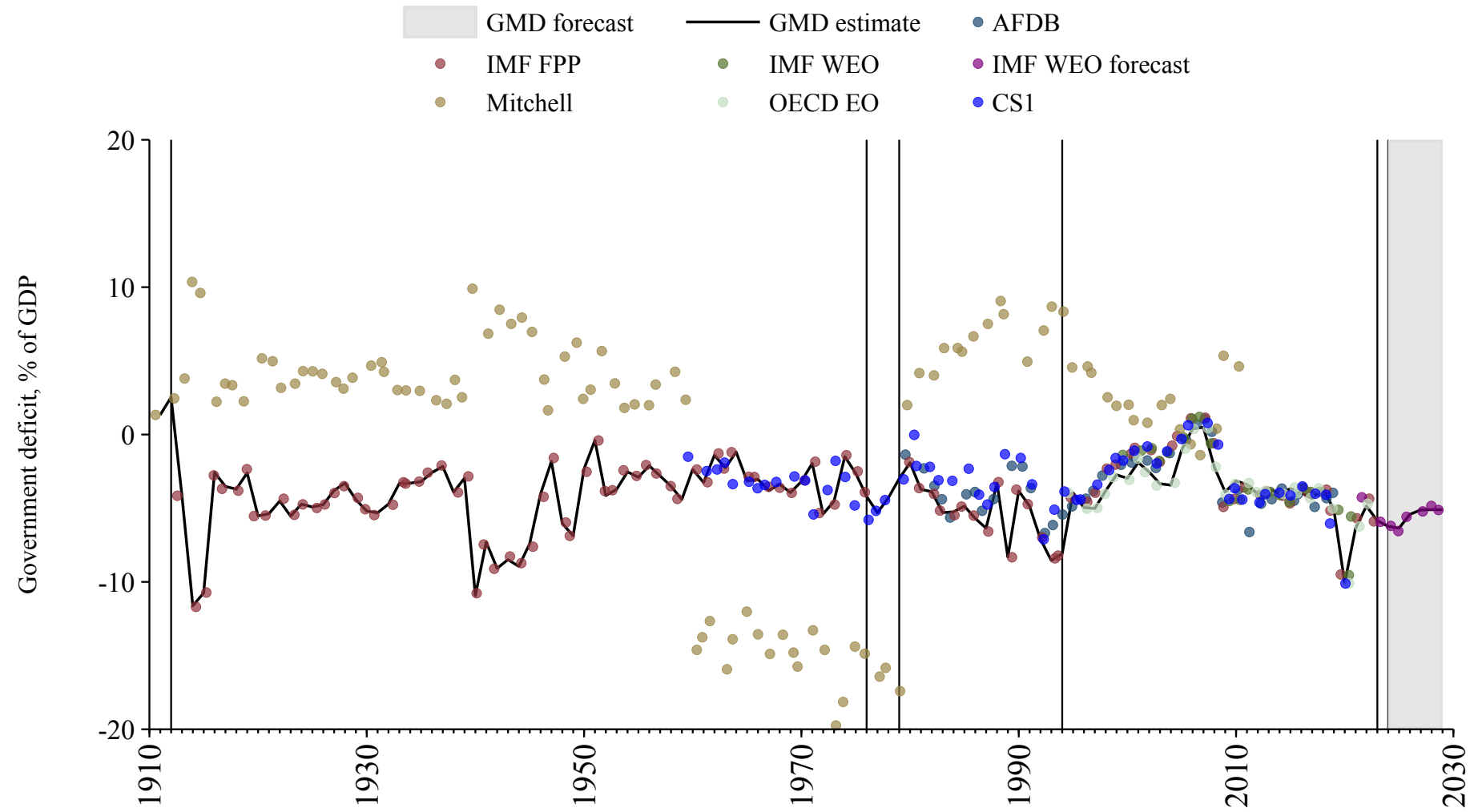
Somalia

Source	Time span	Notes
WEO (2024a)	2013 - 2022	Baseline source, overlaps with base year 2018.
International Monetary Fund (2024)	2023 - 2023	Spliced using overlapping data in 2024.
WEO (2024b)	2024 - 2029	Spliced using overlapping data in 2030.



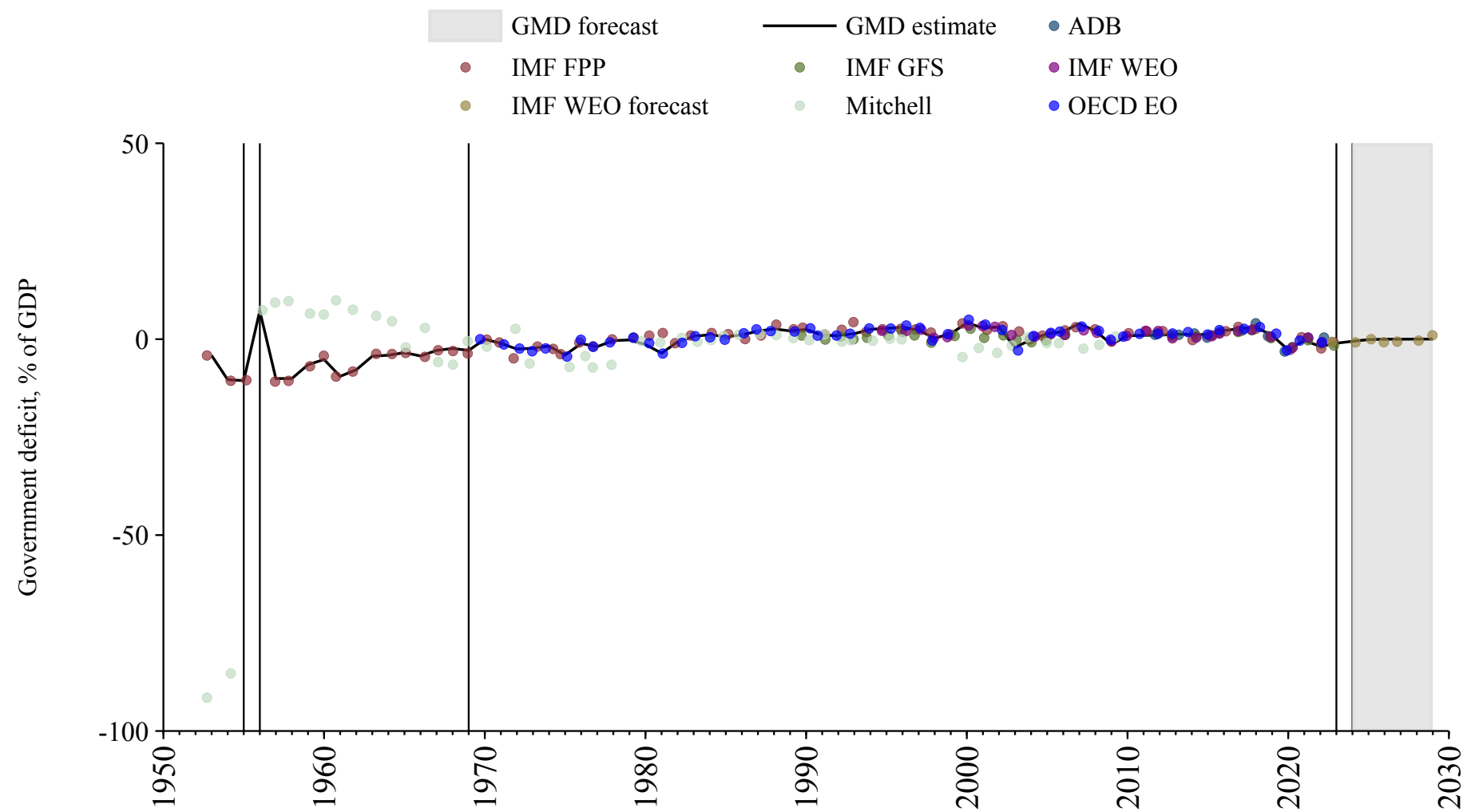
South Africa

Source	Time span	Notes
Mitchell (2013)	1911 - 1912	Spliced using overlapping data in 1913.
Mauro et al. (2015)	1913 - 1976	Spliced using overlapping data in 1977.
South African Reserve Bank (2024)	1977 - 1979	Spliced using overlapping data in 1980.
Mauro et al. (2015)	1980 - 1994	Spliced using overlapping data in 1995.
OECD Economic Outlook (2024)	1995 - 2022	Baseline source, overlaps with base year 2018.
Mauro et al. (2015)	2023 - 2023	Spliced using overlapping data in 2024.
WEO (2024b)	2024 - 2029	Spliced using overlapping data in 2030.



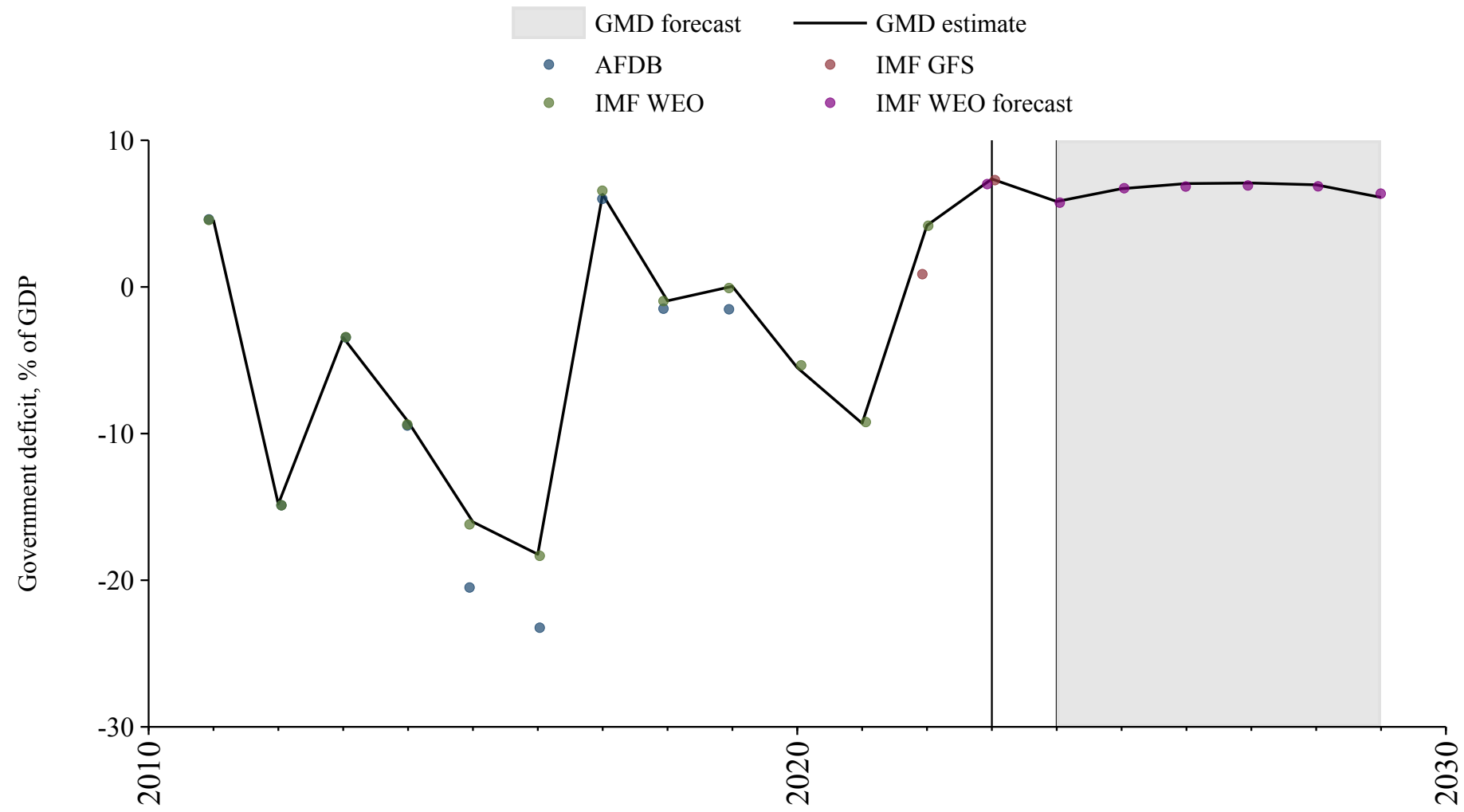
South Korea

Source	Time span	Notes
Mauro et al. (2015)	1953 - 1955	Spliced using overlapping data in 1956.
Mitchell (2013)	1956 - 1956	Spliced using overlapping data in 1957.
Mauro et al. (2015)	1957 - 1969	Spliced using overlapping data in 1970.
OECD Economic Outlook (2024)	1970 - 2022	Baseline source, overlaps with base year 2018.
International Monetary Fund (2024)	2023 - 2023	Spliced using overlapping data in 2024.
WEO (2024b)	2024 - 2029	Spliced using overlapping data in 2030.



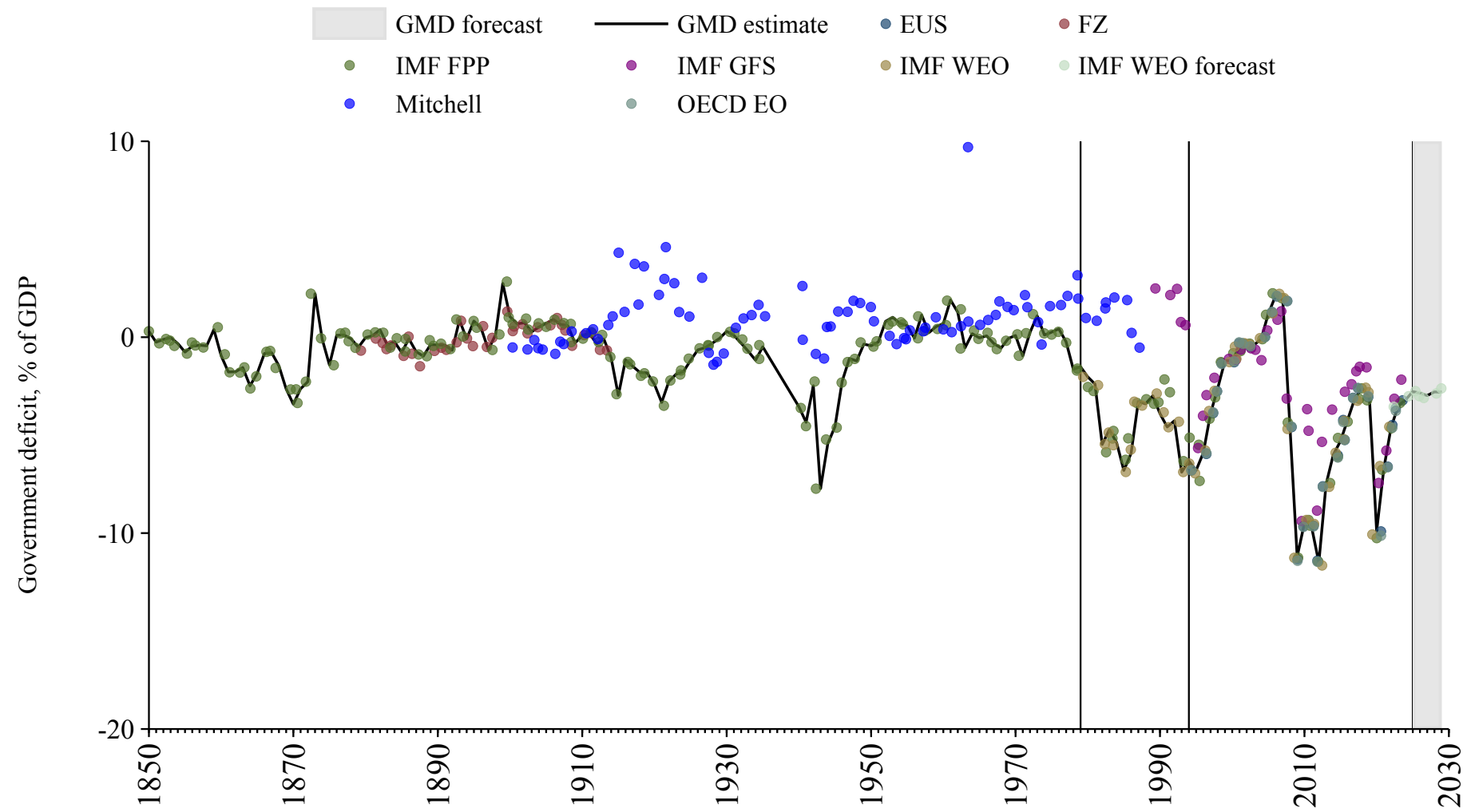
South Sudan

Source	Time span	Notes
WEO (2024a)	2011 - 2022	Baseline source, overlaps with base year 2018.
International Monetary Fund (2024)	2023 - 2023	Spliced using overlapping data in 2024.
WEO (2024b)	2024 - 2029	Spliced using overlapping data in 2030.



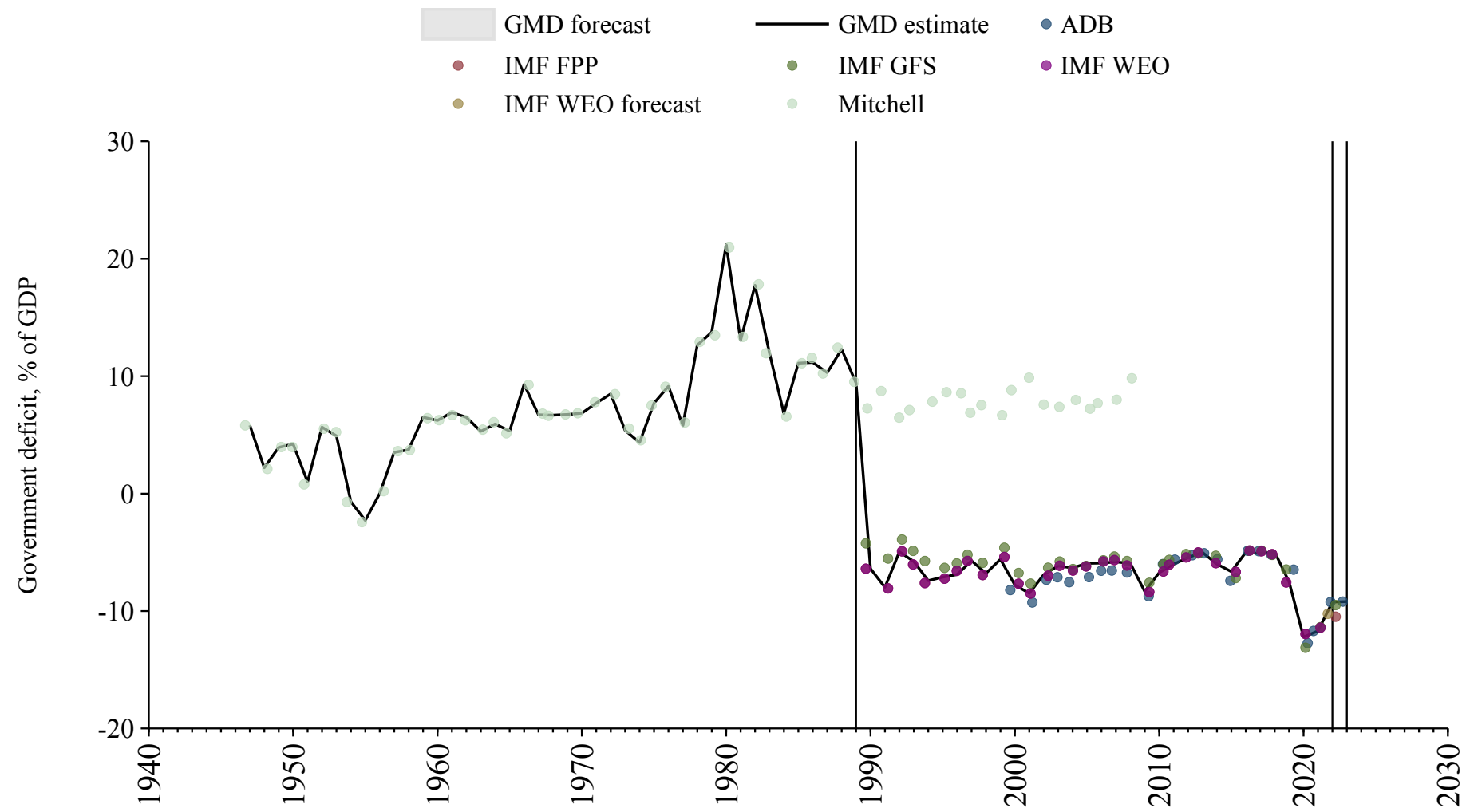
Spain

Source	Time span	Notes
Mauro et al. (2015)	1850 - 1979	Spliced using overlapping data in 1980.
WEO (2024a)	1980 - 1994	Spliced using overlapping data in 1995.
Commission (2024)	1995 - 2024	Baseline source, overlaps with base year 2018.
WEO (2024b)	2025 - 2029	Spliced using overlapping data in 2030.



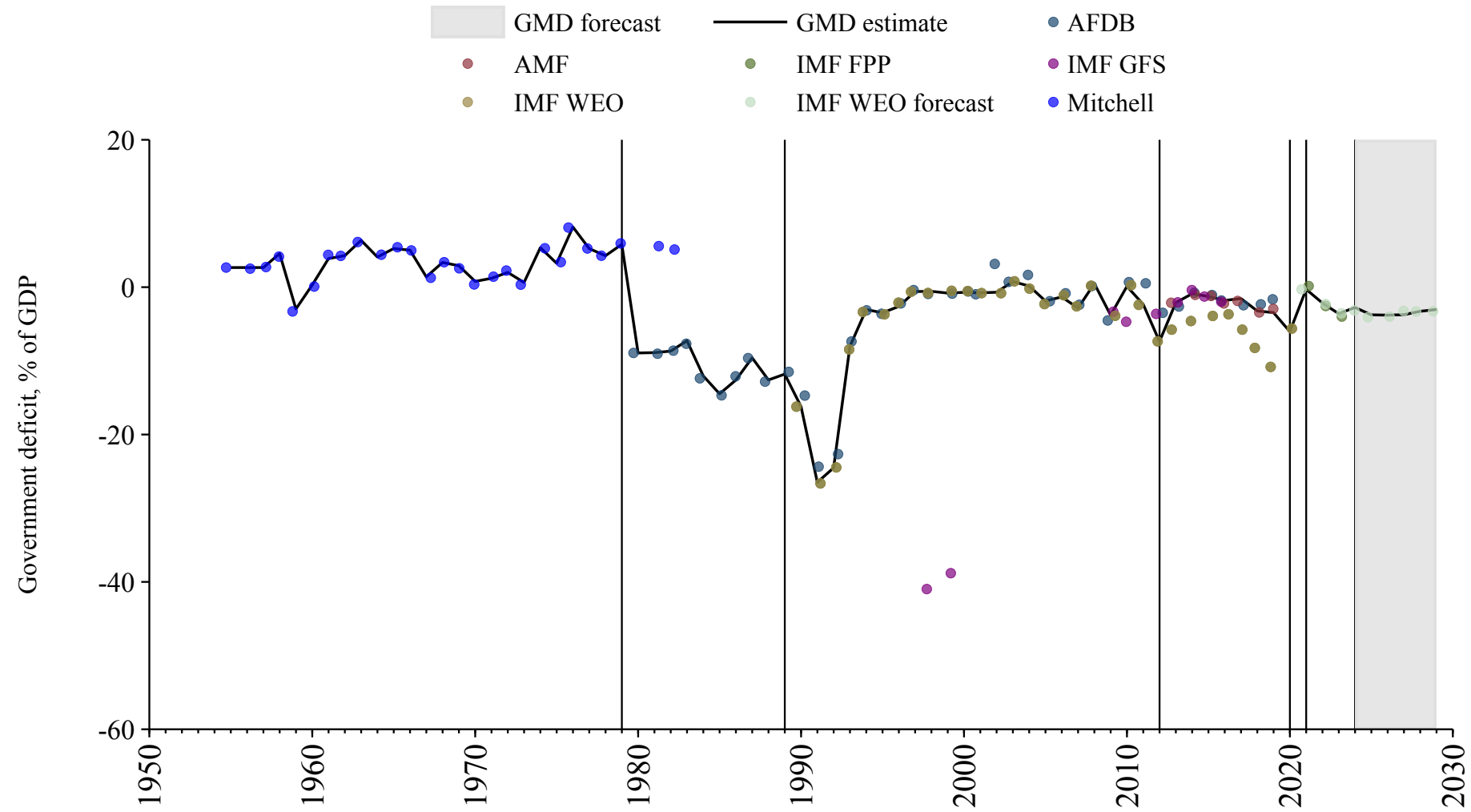
Sri Lanka

Source	Time span	Notes
Mitchell (2013)	1947 - 1989	Spliced using overlapping data in 1990.
WEO (2024a)	1990 - 2021	Baseline source, overlaps with base year 2018.
International Monetary Fund (2024)	2022 - 2022	Spliced using overlapping data in 2023.
Asian Development Bank (2024)	2023 - 2023	Spliced using overlapping data in 2024.



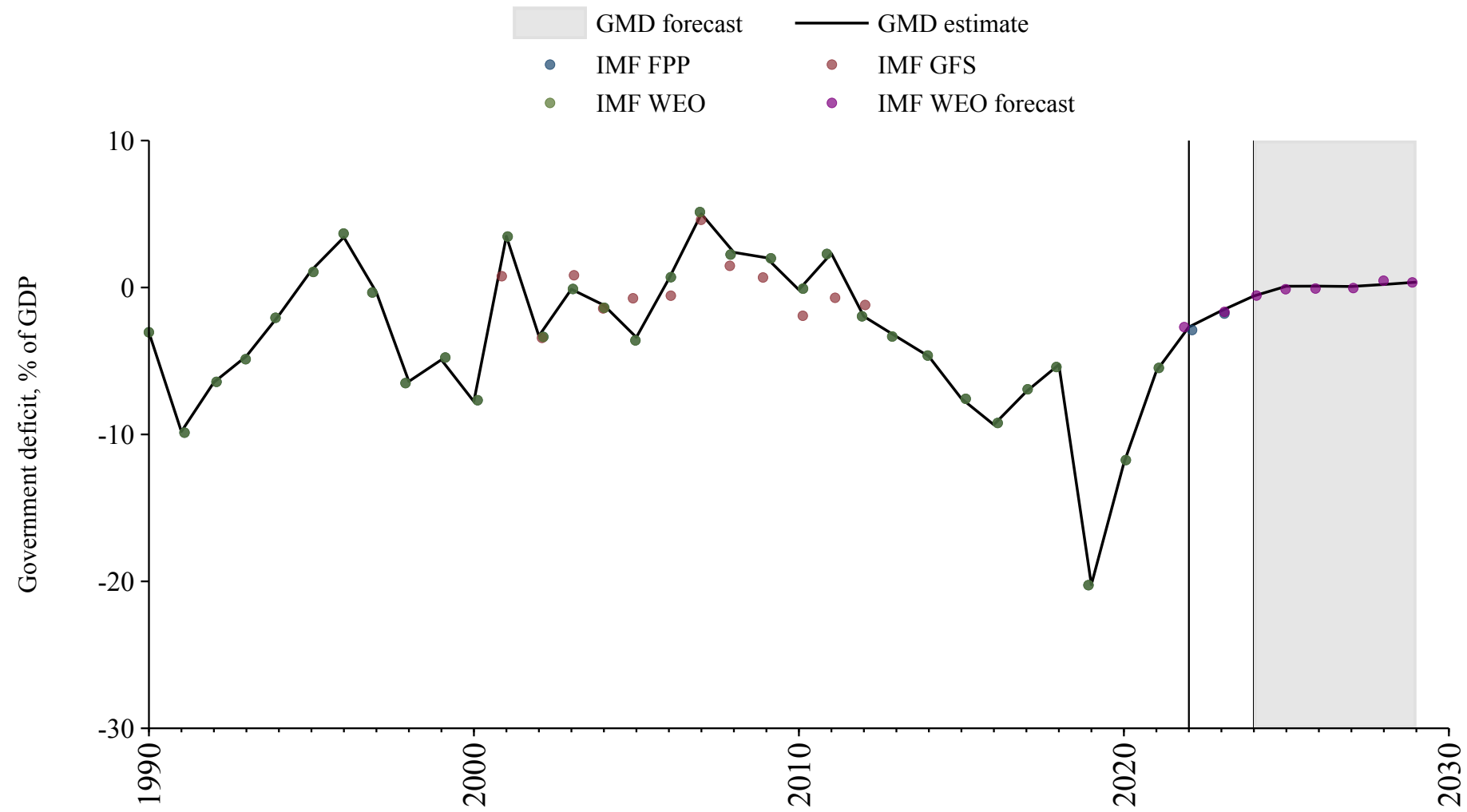
Sudan

Source	Time span	Notes
Mitchell (2013)	1955 - 1979	Spliced using overlapping data in 1980.
Bank (2024)	1980 - 1989	Spliced using overlapping data in 1990.
WEO (2024a)	1990 - 2012	Spliced using overlapping data in 2013.
Arab Monetary Fund (2024)	2013 - 2019	Baseline source, overlaps with base year 2018.
WEO (2024a)	2020 - 2020	Spliced using overlapping data in 2021.
Mauro et al. (2015)	2021 - 2023	Spliced using overlapping data in 2024.
WEO (2024b)	2024 - 2029	Spliced using overlapping data in 2030.



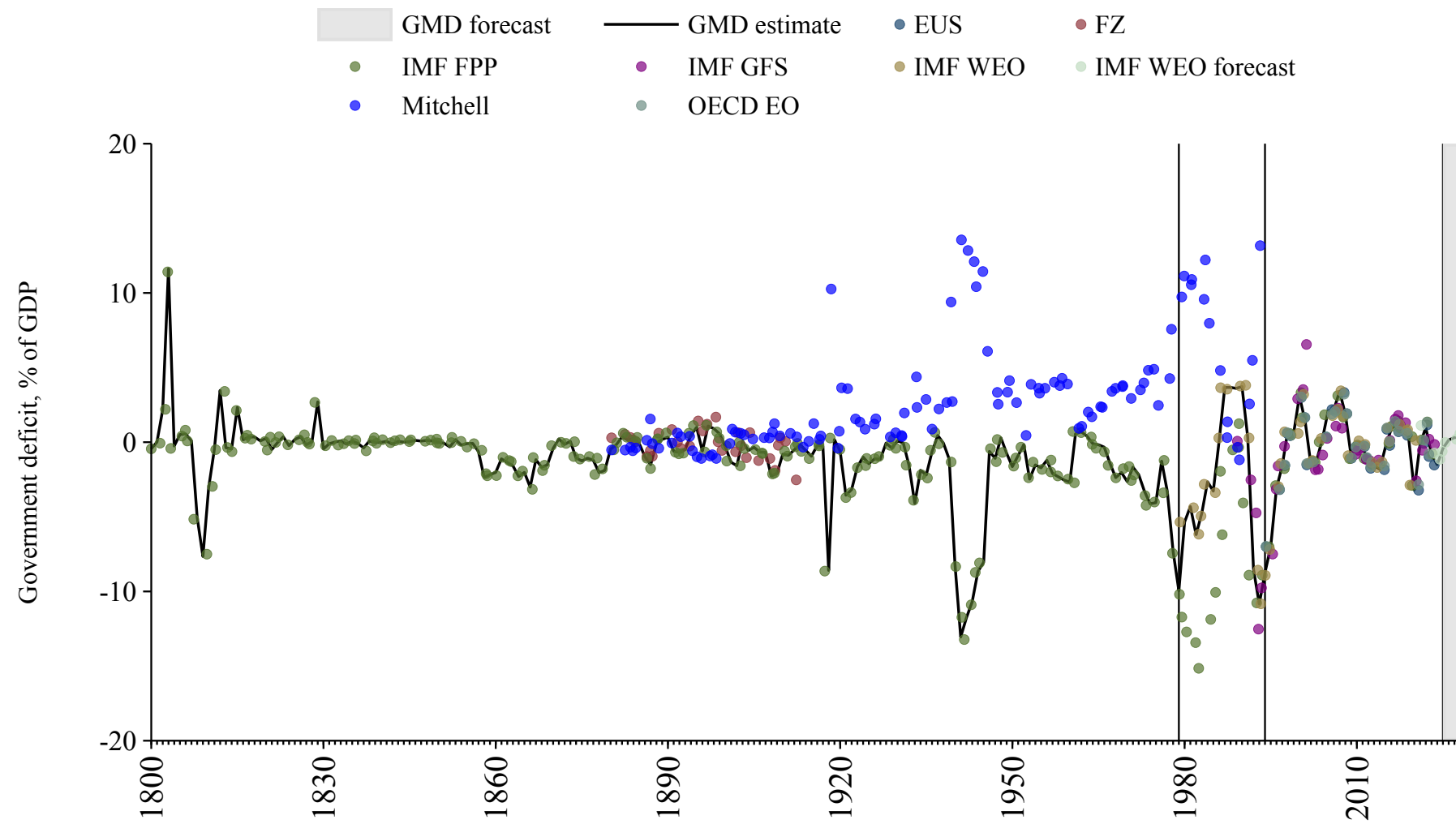
Suriname

Source	Time span	Notes
WEO (2024a)	1990 - 2021	Baseline source, overlaps with base year 2018.
Mauro et al. (2015)	2022 - 2023	Spliced using overlapping data in 2024.
WEO (2024b)	2024 - 2029	Spliced using overlapping data in 2030.



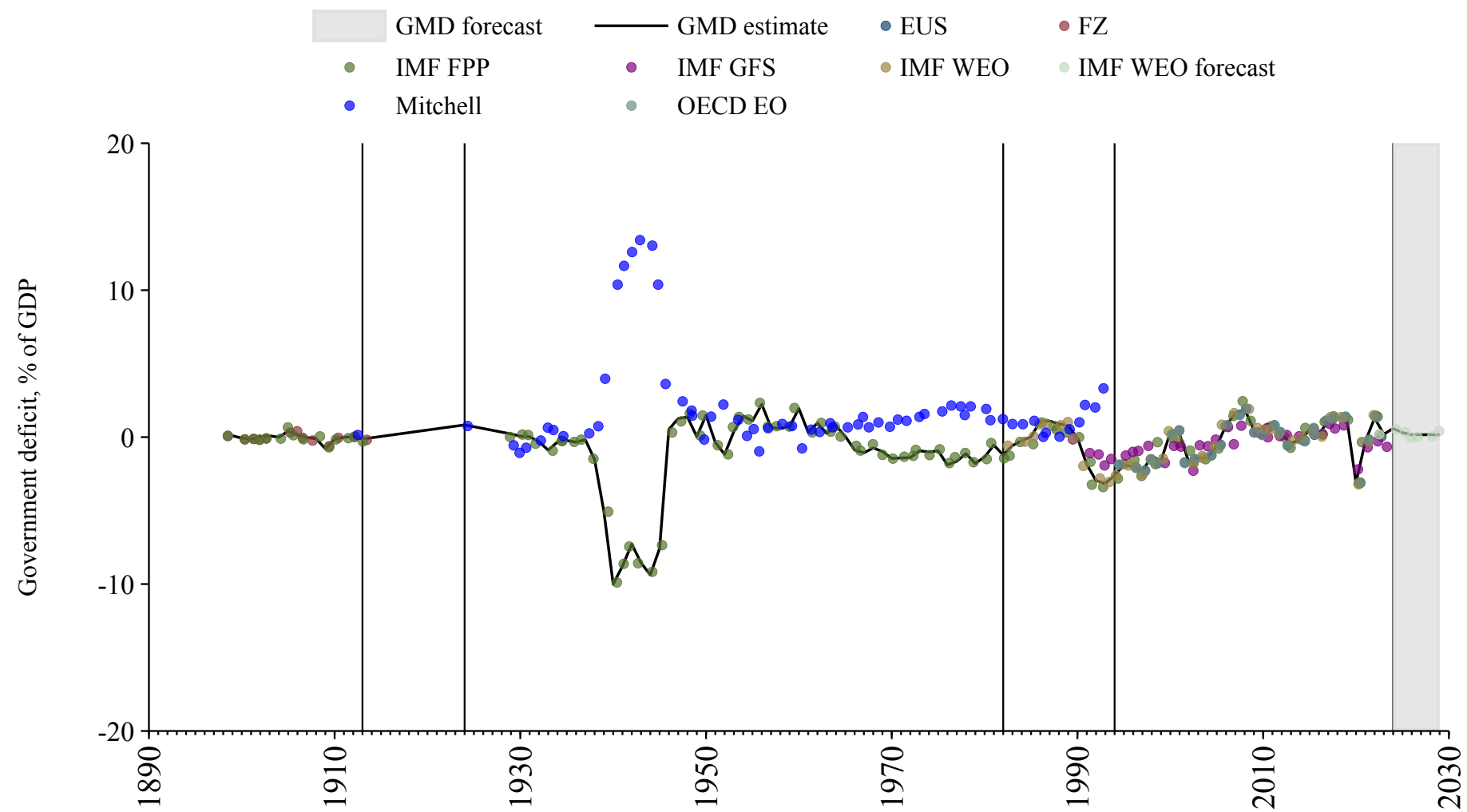
Sweden

Source	Time span	Notes
Mauro et al. (2015)	1800 - 1979	Spliced using overlapping data in 1980.
WEO (2024a)	1980 - 1994	Spliced using overlapping data in 1995.
Commission (2024)	1995 - 2024	Baseline source, overlaps with base year 2018.
WEO (2024b)	2025 - 2029	Spliced using overlapping data in 2030.



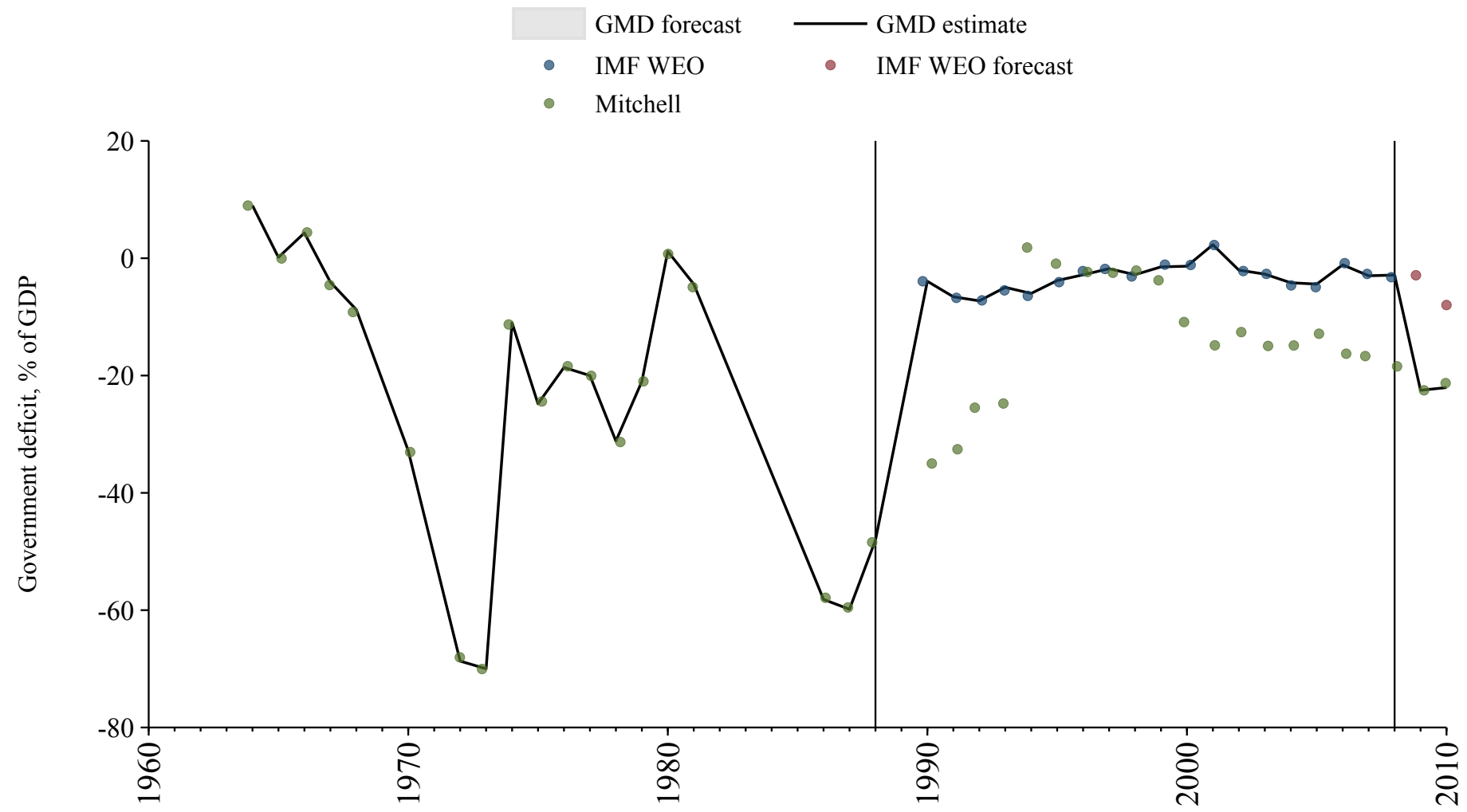
Switzerland

Source	Time span	Notes
Mauro et al. (2015)	1899 - 1913	Spliced using overlapping data in 1914.
Mitchell (2013)	1914 - 1924	Spliced using overlapping data in 1925.
Mauro et al. (2015)	1925 - 1982	Spliced using overlapping data in 1983.
WEO (2024a)	1983 - 1994	Spliced using overlapping data in 1995.
Commission (2024)	1995 - 2023	Baseline source, overlaps with base year 2018.
WEO (2024b)	2024 - 2029	Spliced using overlapping data in 2030.



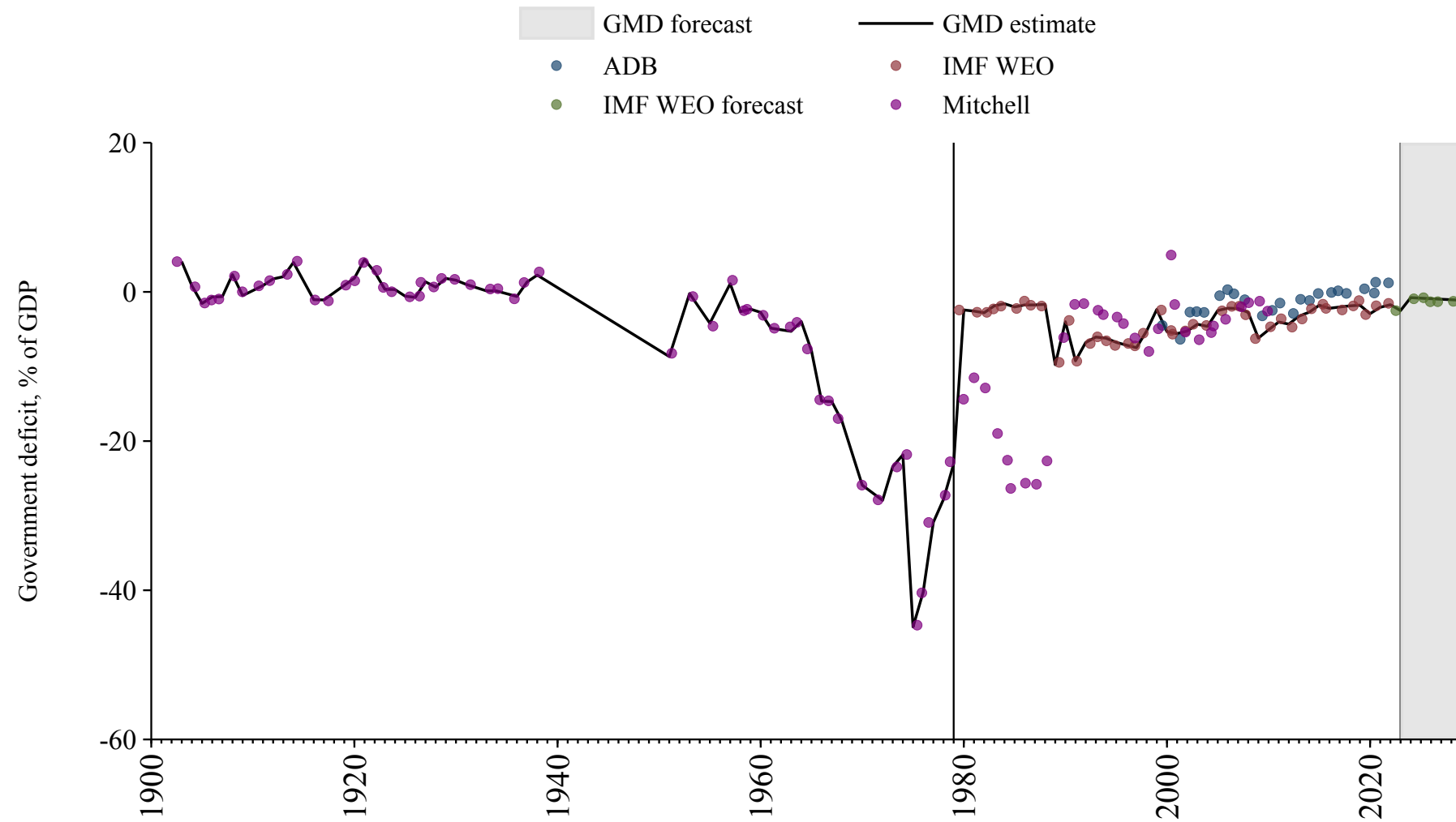
Syria

Source	Time span	Notes
Mitchell (2013)	1964 - 1988	Spliced using overlapping data in 1989.
WEO (2024a)	1989 - 2008	Spliced using overlapping data in 2009.
Mitchell (2013)	2009 - 2010	Spliced using overlapping data in 2011.



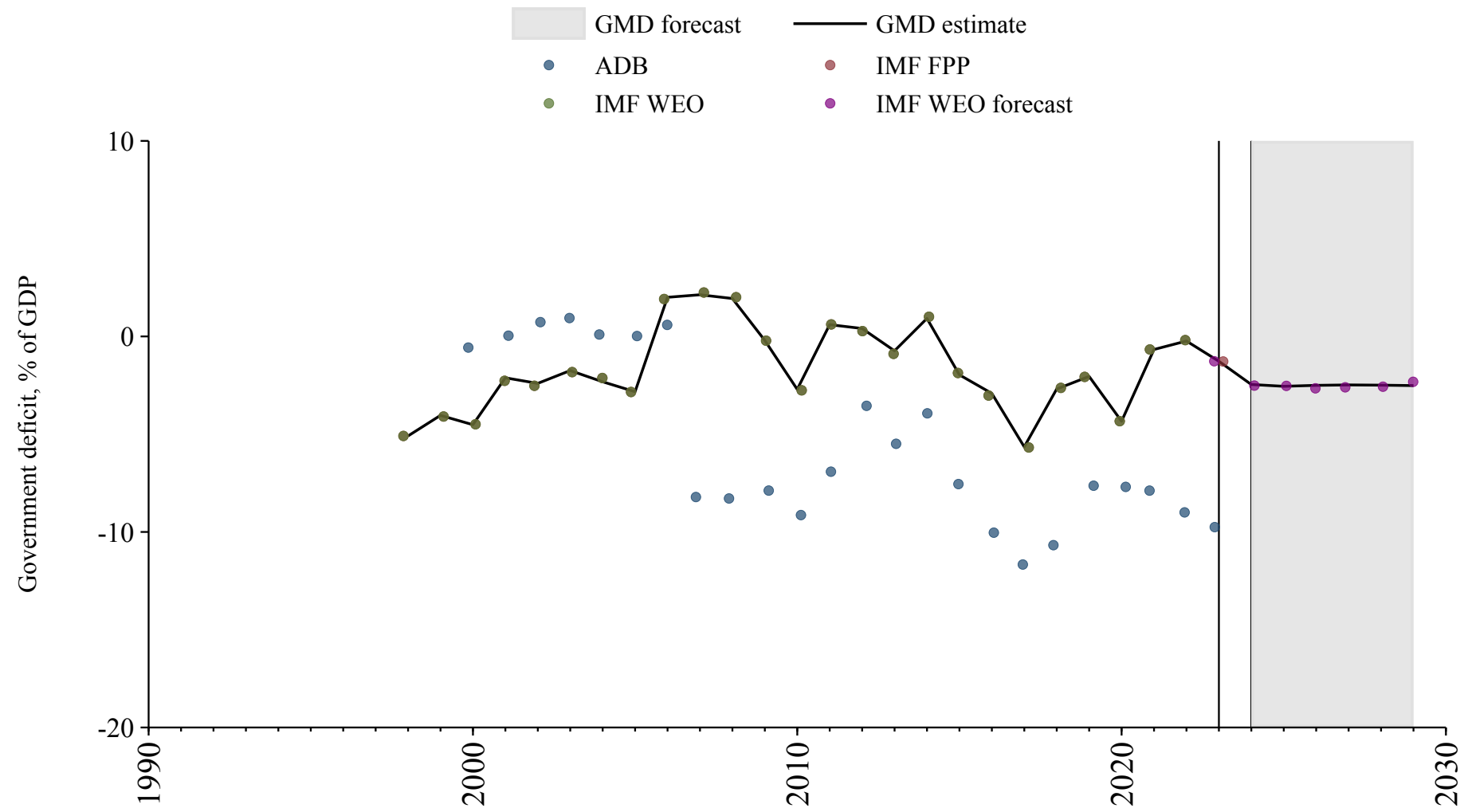
Taiwan

Source	Time span	Notes
Mitchell (2013)	1903 - 1979	Spliced using overlapping data in 1980.
WEO (2024a)	1980 - 2022	Baseline source, overlaps with base year 2018.
WEO (2024b)	2023 - 2029	Spliced using overlapping data in 2030.



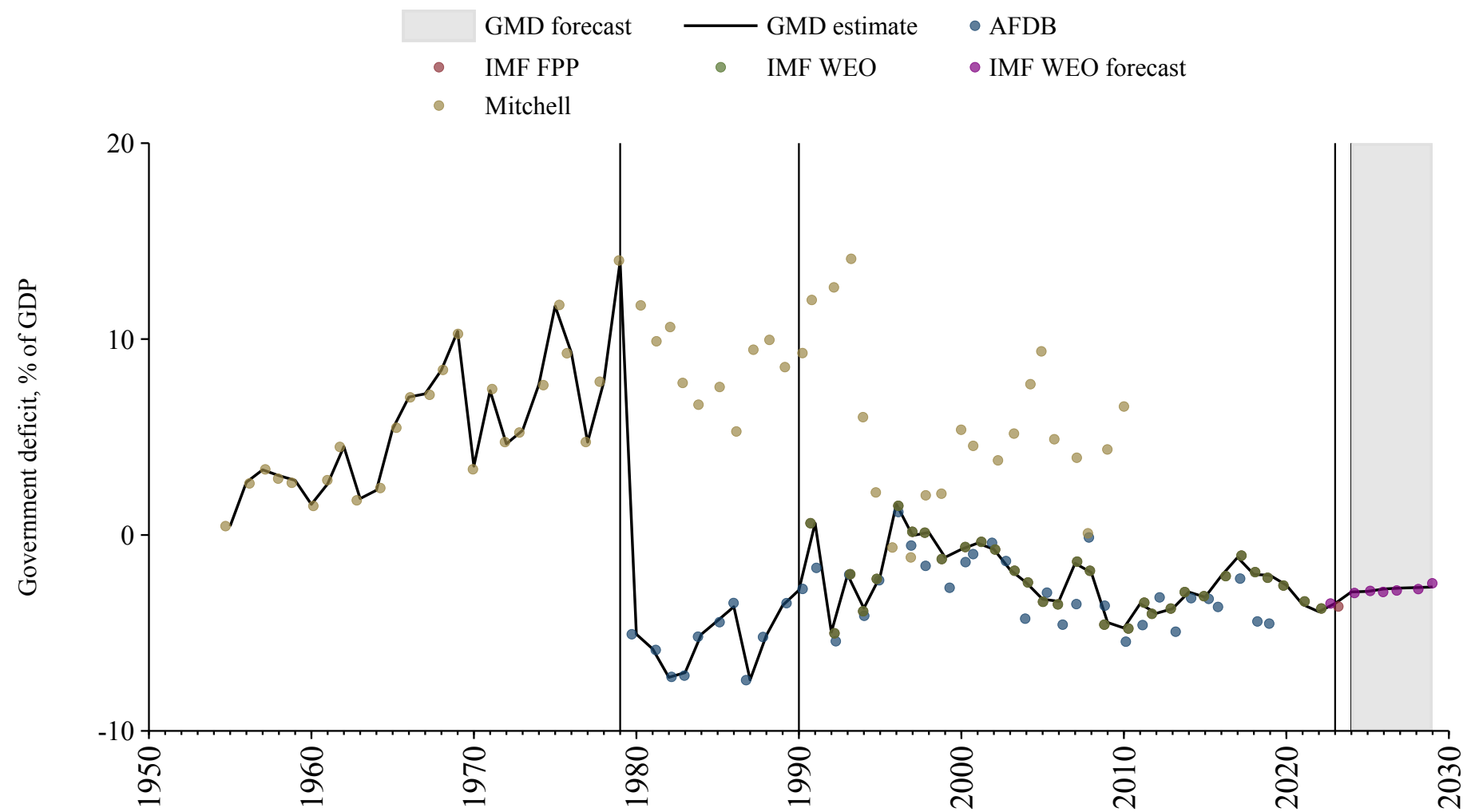
Tajikistan

Source	Time span	Notes
WEO (2024a)	1998 - 2022	Baseline source, overlaps with base year 2018.
Mauro et al. (2015)	2023 - 2023	Spliced using overlapping data in 2024.
WEO (2024b)	2024 - 2029	Spliced using overlapping data in 2030.



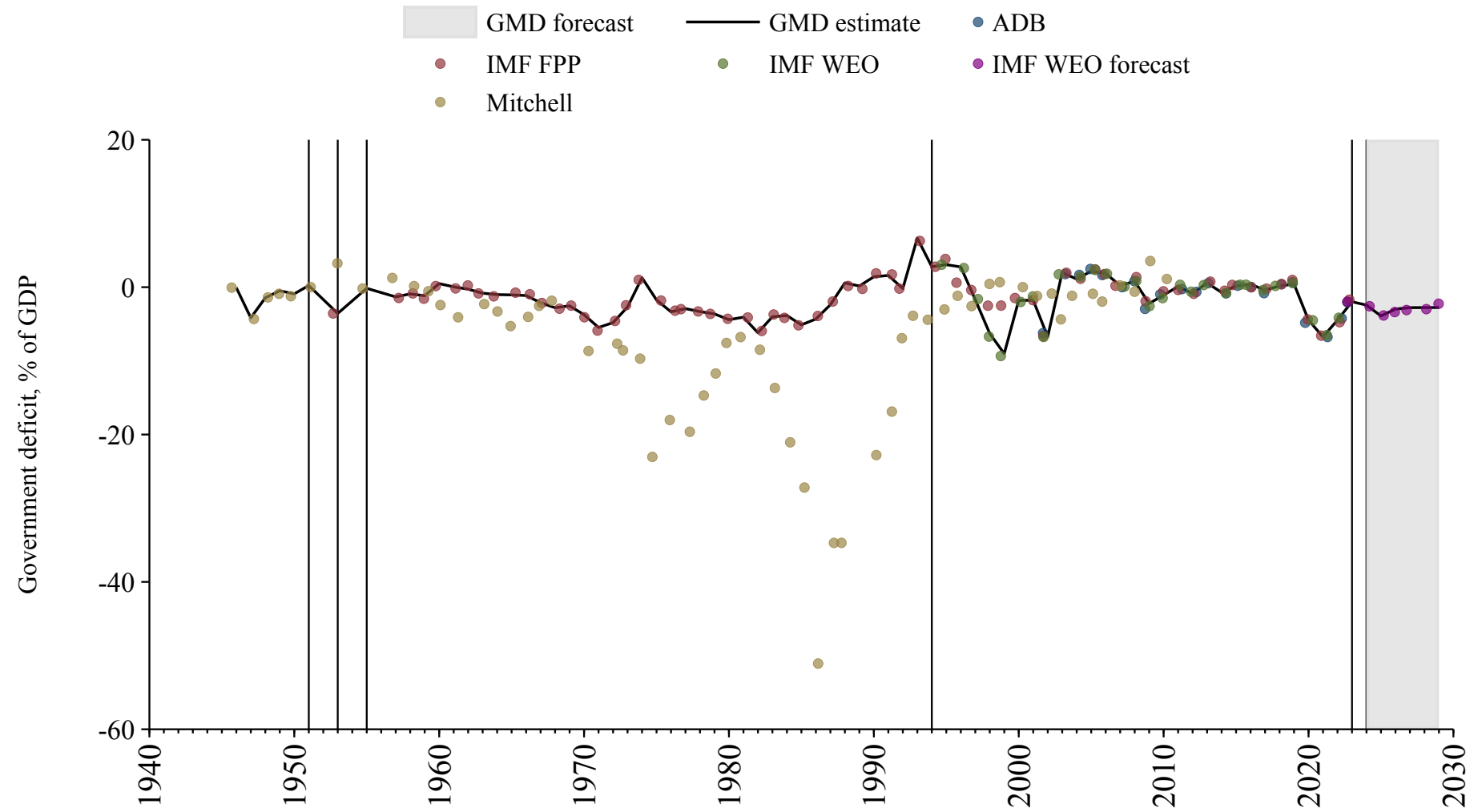
Tanzania

Source	Time span	Notes
Mitchell (2013)	1955 - 1979	Spliced using overlapping data in 1980.
Bank (2024)	1980 - 1990	Spliced using overlapping data in 1991.
WEO (2024a)	1991 - 2022	Baseline source, overlaps with base year 2018.
Mauro et al. (2015)	2023 - 2023	Spliced using overlapping data in 2024.
WEO (2024b)	2024 - 2029	Spliced using overlapping data in 2030.



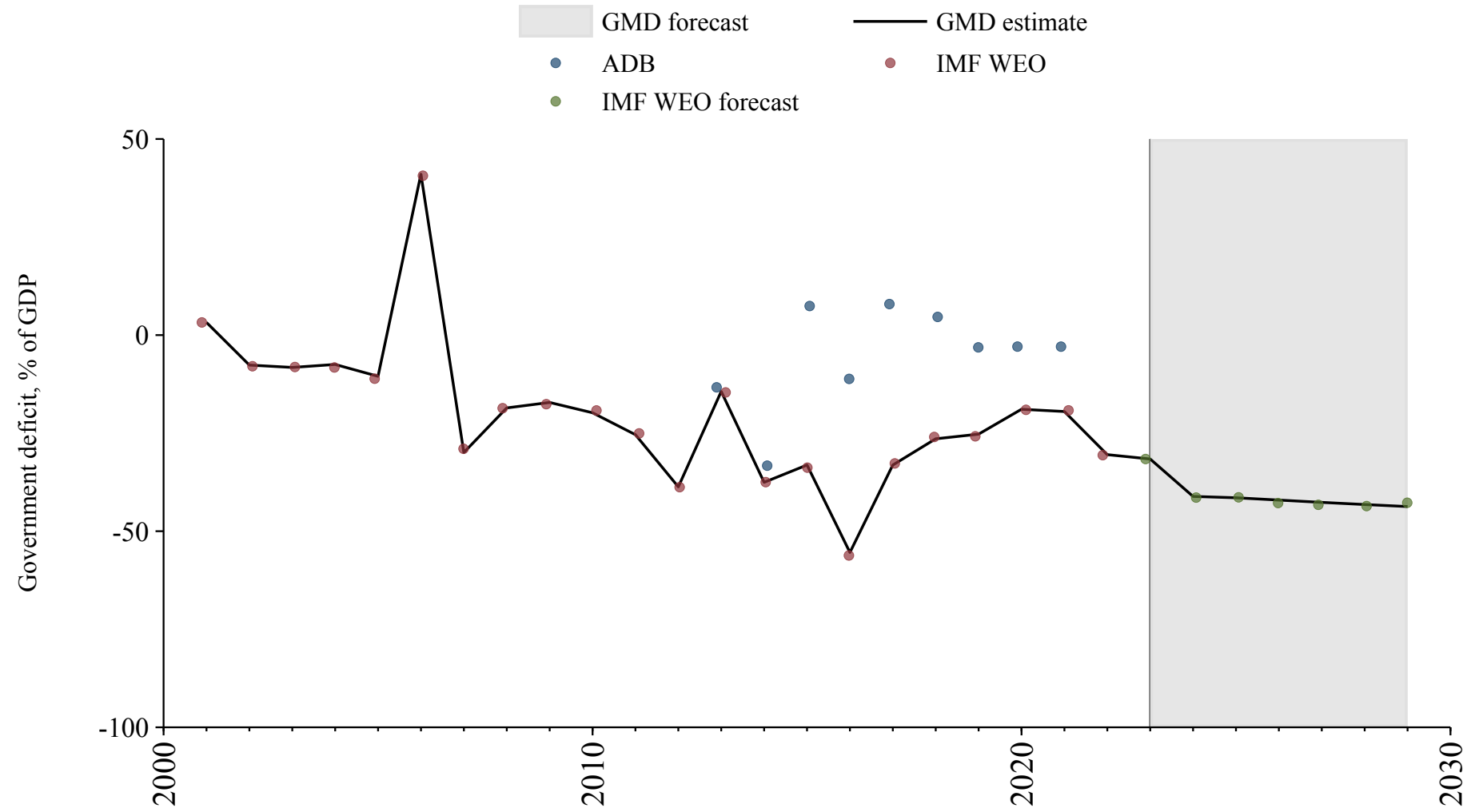
Thailand

Source	Time span	Notes
Mitchell (2013)	1946 - 1951	Spliced using overlapping data in 1952.
Mauro et al. (2015)	1952 - 1953	Spliced using overlapping data in 1954.
Mitchell (2013)	1954 - 1955	Spliced using overlapping data in 1956.
Mauro et al. (2015)	1956 - 1994	Spliced using overlapping data in 1995.
WEO (2024a)	1995 - 2022	Baseline source, overlaps with base year 2018.
Mauro et al. (2015)	2023 - 2023	Spliced using overlapping data in 2024.
WEO (2024b)	2024 - 2029	Spliced using overlapping data in 2030.



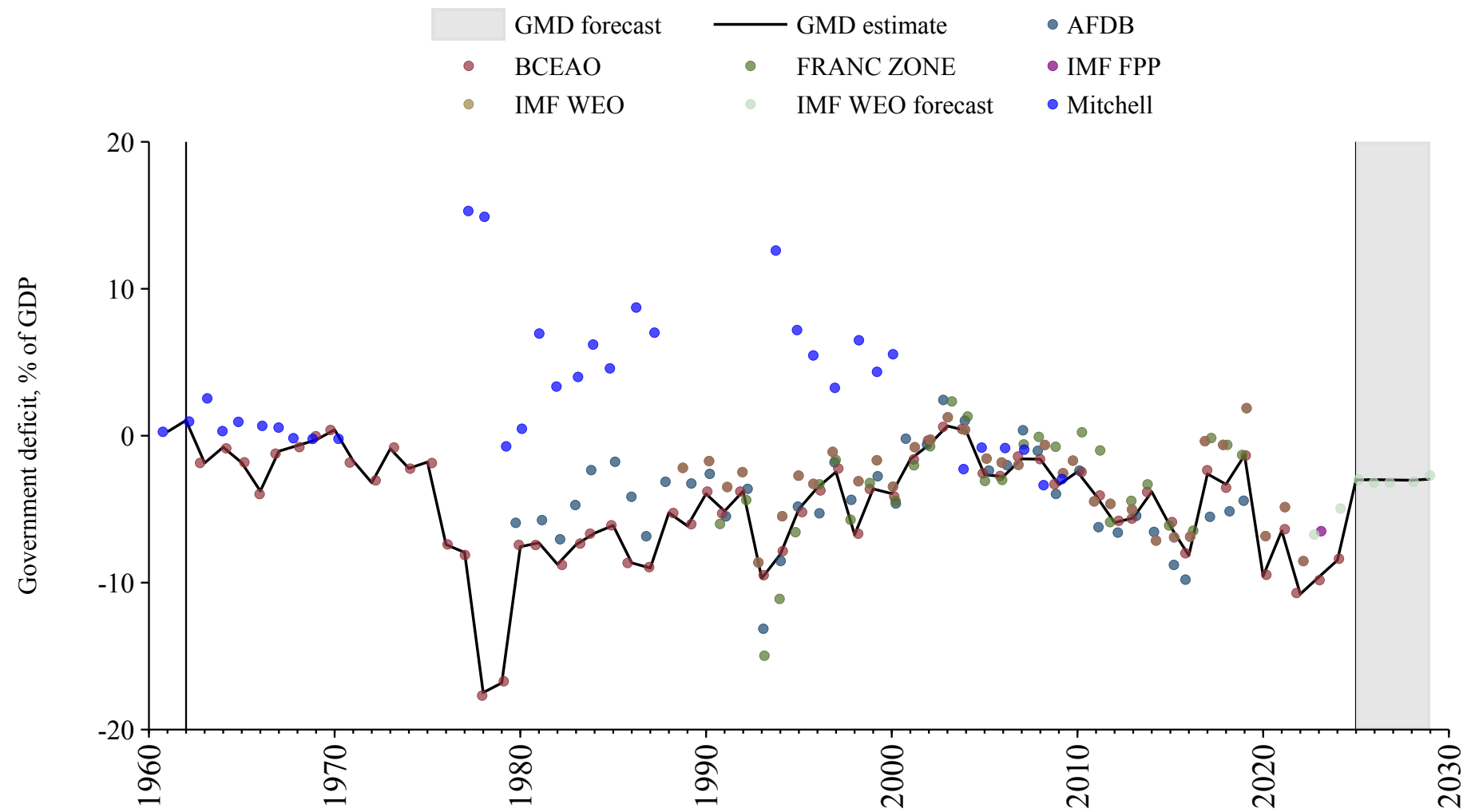
Timor-Leste

Source	Time span	Notes
WEO (2024a)	2001 - 2022	Baseline source, overlaps with base year 2018.
WEO (2024b)	2023 - 2029	Spliced using overlapping data in 2030.



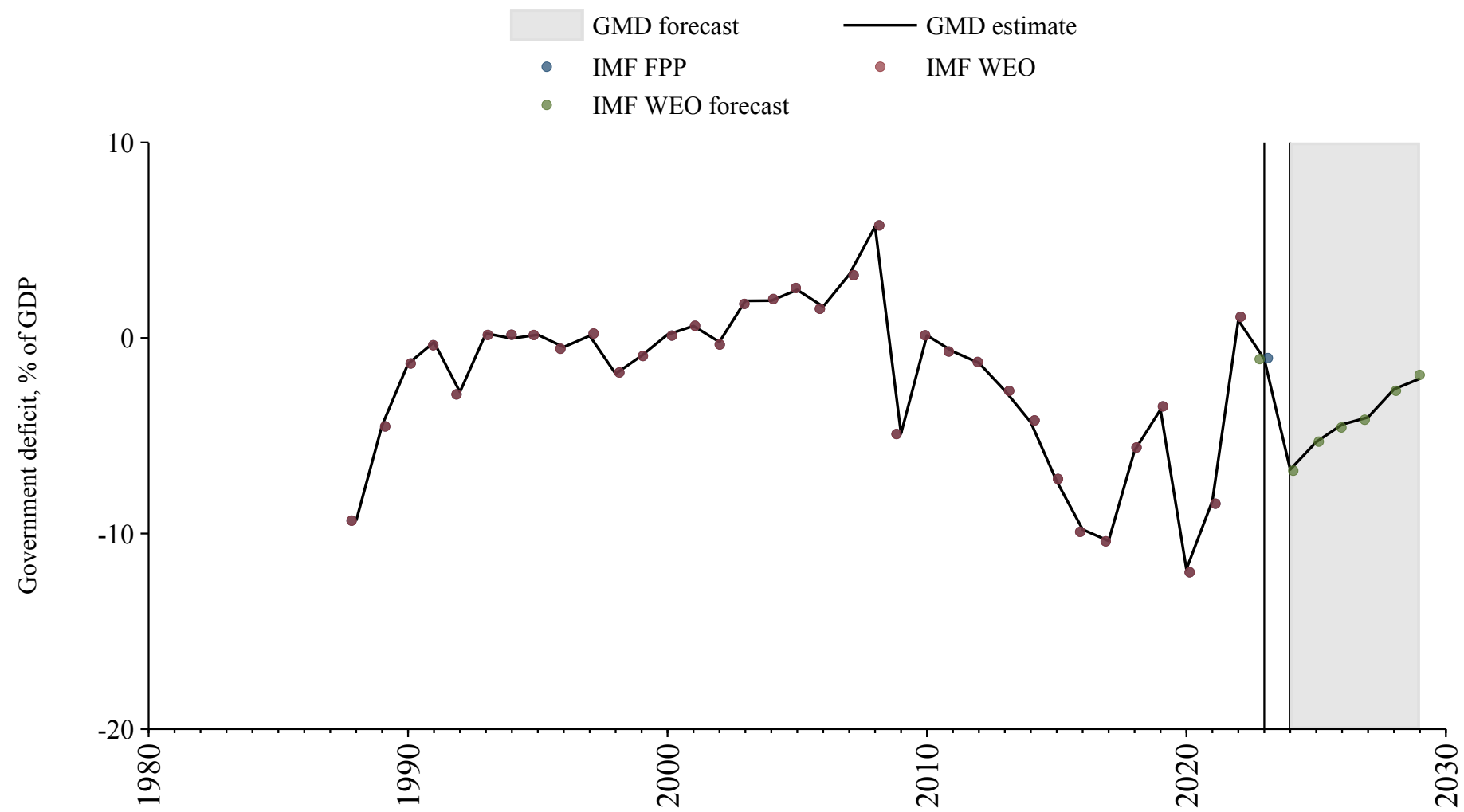
Togo

Source	Time span	Notes
Mitchell (2013)	1961 - 1962	Spliced using overlapping data in 1963.
Banque centrale des États de l'Afrique de l'Ouest (2024)	1963 - 2024	Baseline source, overlaps with base year 2018.
WEO (2024b)	2025 - 2029	Spliced using overlapping data in 2030.



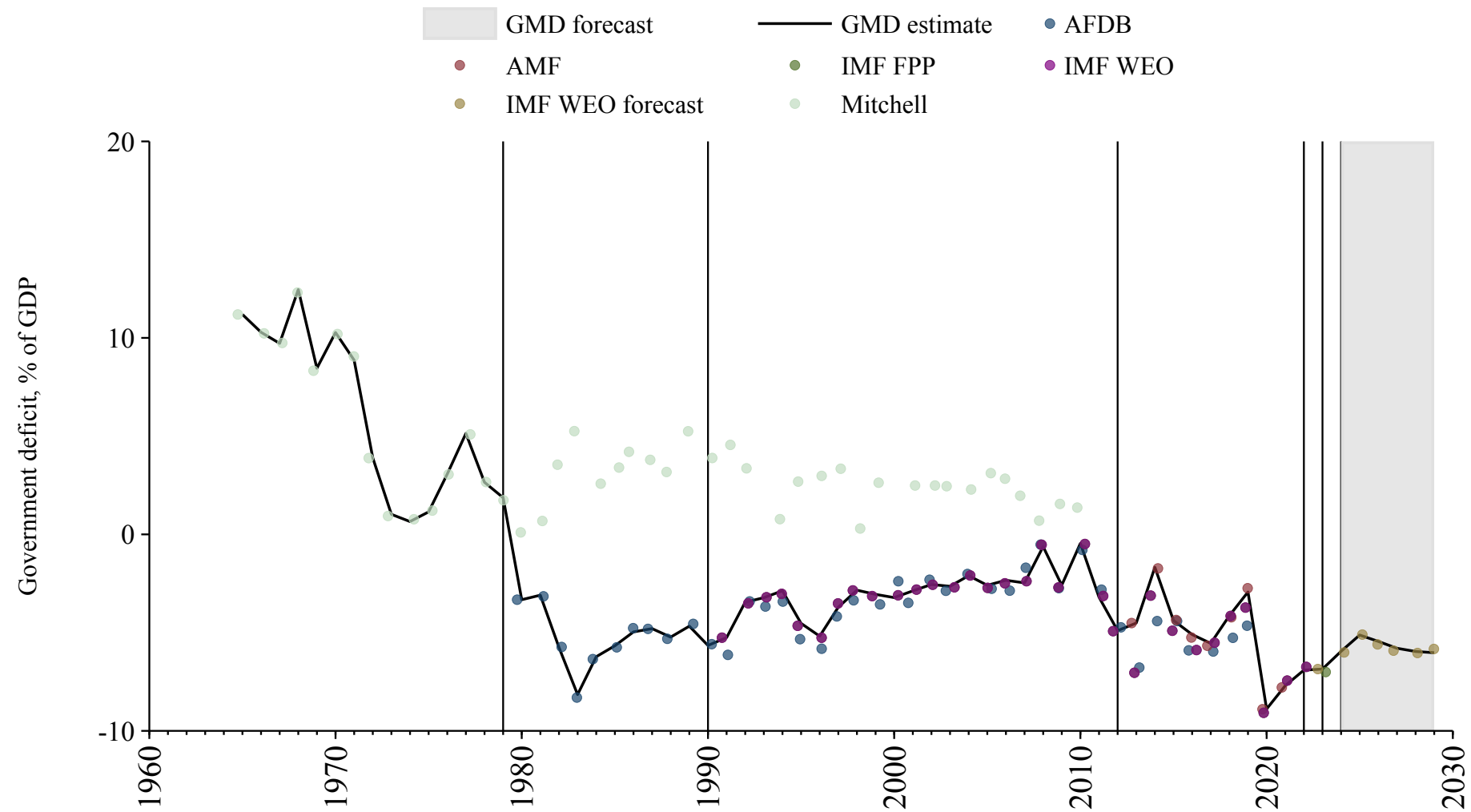
Trinidad and Tobago

Source	Time span	Notes
WEO (2024a)	1988 - 2022	Baseline source, overlaps with base year 2018.
Mauro et al. (2015)	2023 - 2023	Spliced using overlapping data in 2024.
WEO (2024b)	2024 - 2029	Spliced using overlapping data in 2030.



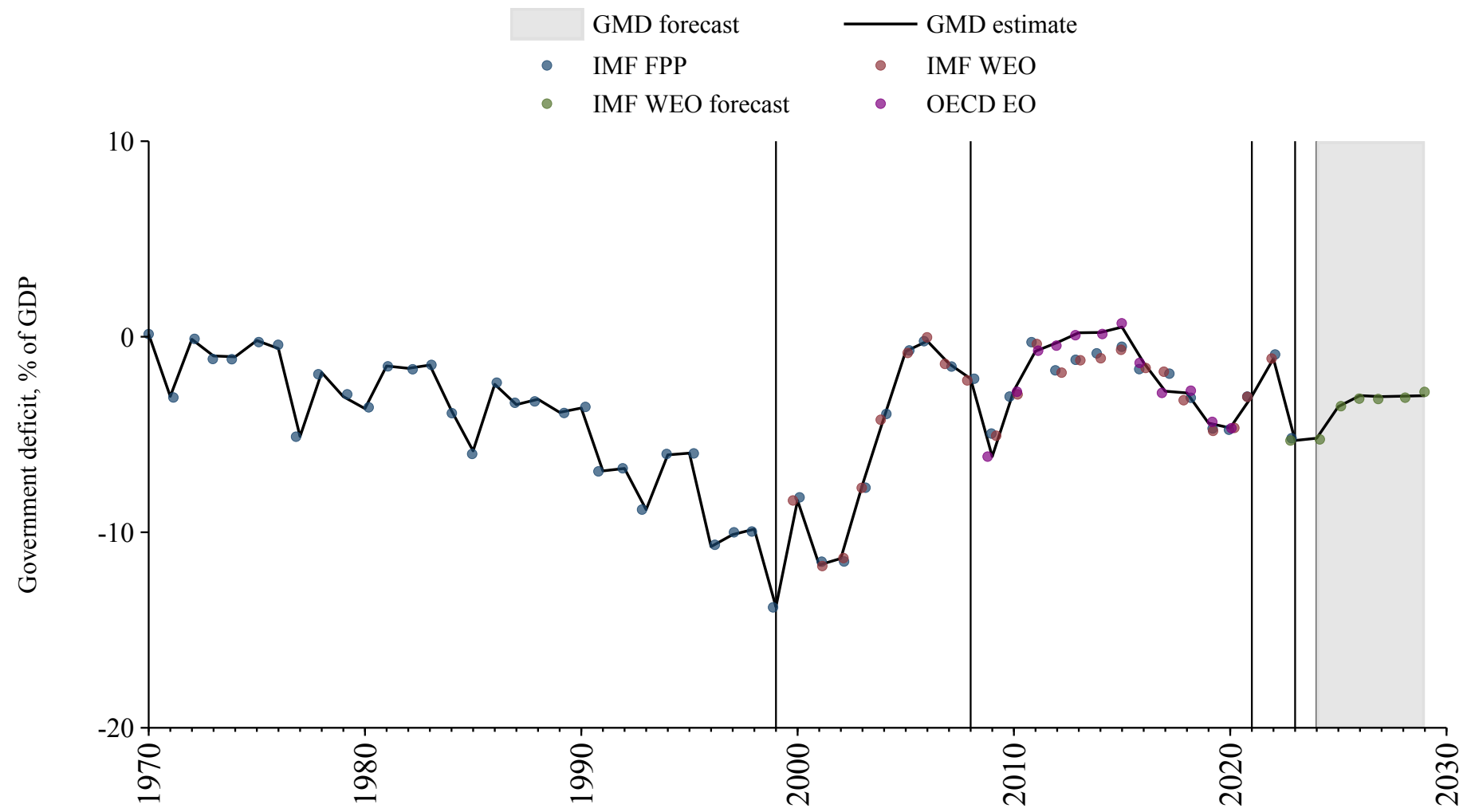
Tunisia

Source	Time span	Notes
Mitchell (2013)	1965 - 1979	Spliced using overlapping data in 1980.
Bank (2024)	1980 - 1990	Spliced using overlapping data in 1991.
WEO (2024a)	1991 - 2012	Spliced using overlapping data in 2013.
Arab Monetary Fund (2024)	2013 - 2021	Baseline source, overlaps with base year 2018.
WEO (2024a)	2022 - 2022	Spliced using overlapping data in 2023.
Mauro et al. (2015)	2023 - 2023	Spliced using overlapping data in 2024.
WEO (2024b)	2024 - 2029	Spliced using overlapping data in 2030.



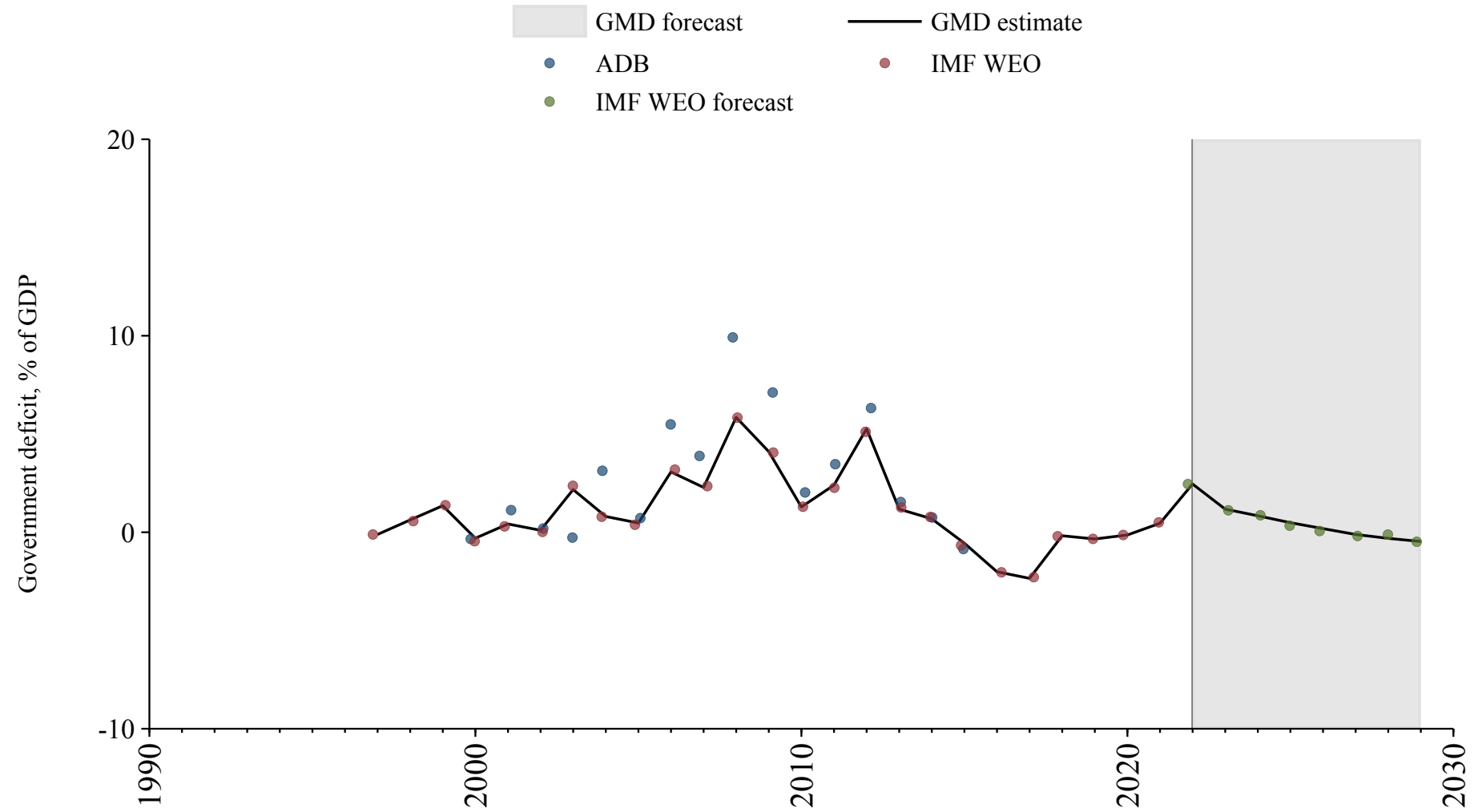
Turkey

Source	Time span	Notes
Mauro et al. (2015)	1970 - 1999	Spliced using overlapping data in 2000.
WEO (2024a)	2000 - 2008	Spliced using overlapping data in 2009.
OECD Economic Outlook (2024)	2009 - 2020	Baseline source, overlaps with base year 2018.
WEO (2024a)	2021 - 2022	Spliced using overlapping data in 2023.
Mauro et al. (2015)	2023 - 2023	Spliced using overlapping data in 2024.
WEO (2024b)	2024 - 2029	Spliced using overlapping data in 2030.



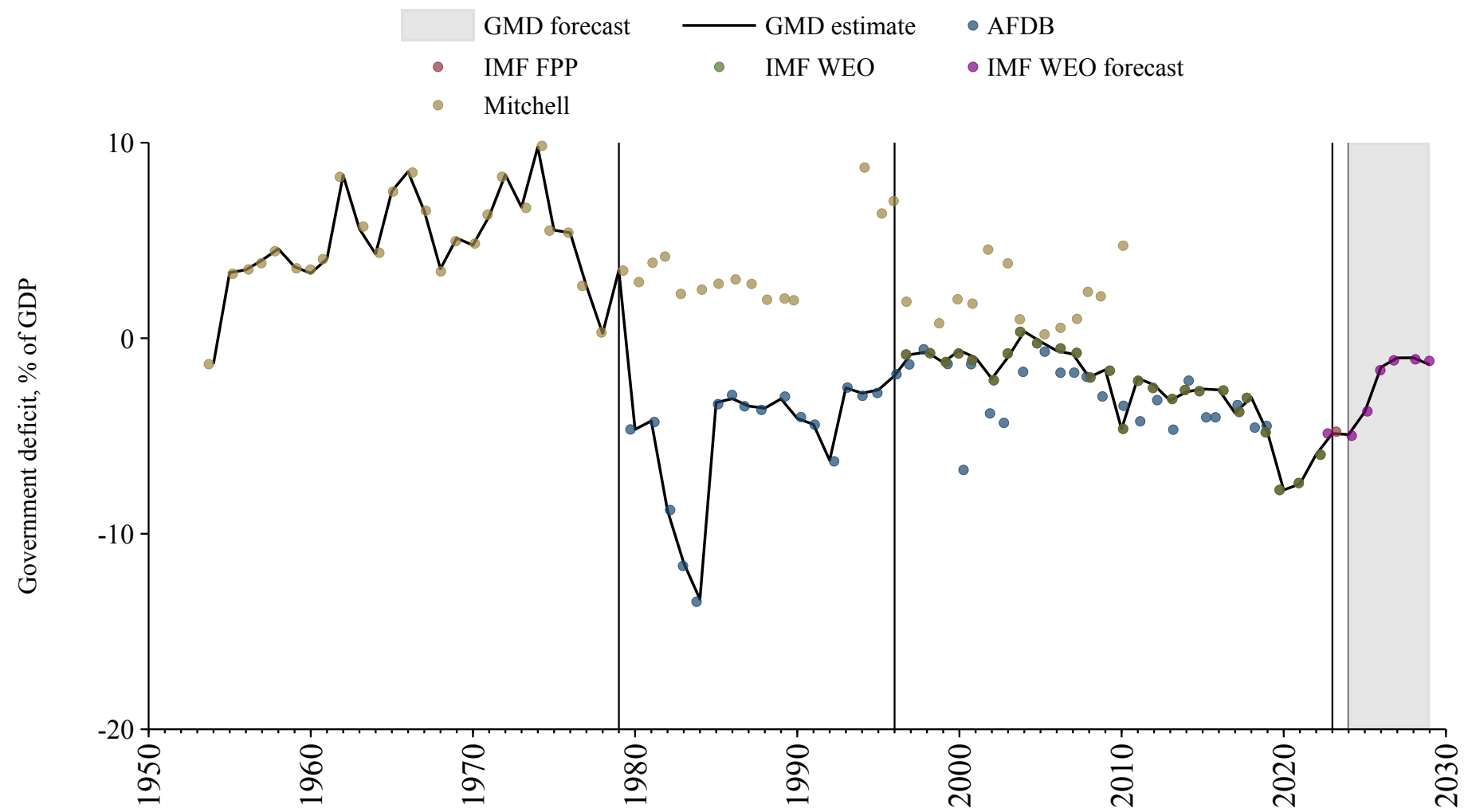
Turkmenistan

Source	Time span	Notes
WEO (2024a)	1997 - 2021	Baseline source, overlaps with base year 2018.
WEO (2024b)	2022 - 2029	Spliced using overlapping data in 2030.



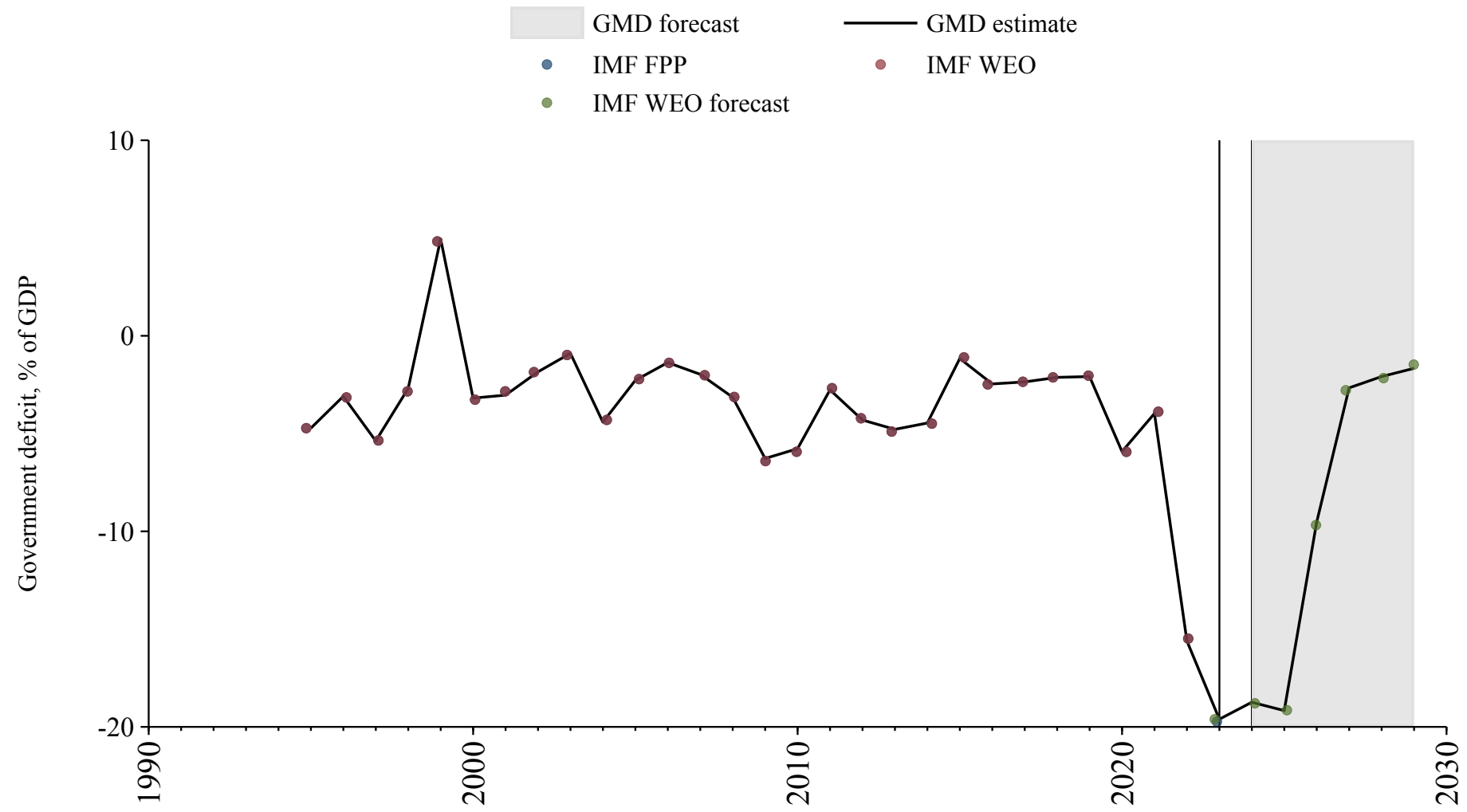
Uganda

Source	Time span	Notes
Mitchell (2013)	1954 - 1979	Spliced using overlapping data in 1980.
Bank (2024)	1980 - 1996	Spliced using overlapping data in 1997.
WEO (2024a)	1997 - 2022	Baseline source, overlaps with base year 2018.
Mauro et al. (2015)	2023 - 2023	Spliced using overlapping data in 2024.
WEO (2024b)	2024 - 2029	Spliced using overlapping data in 2030.



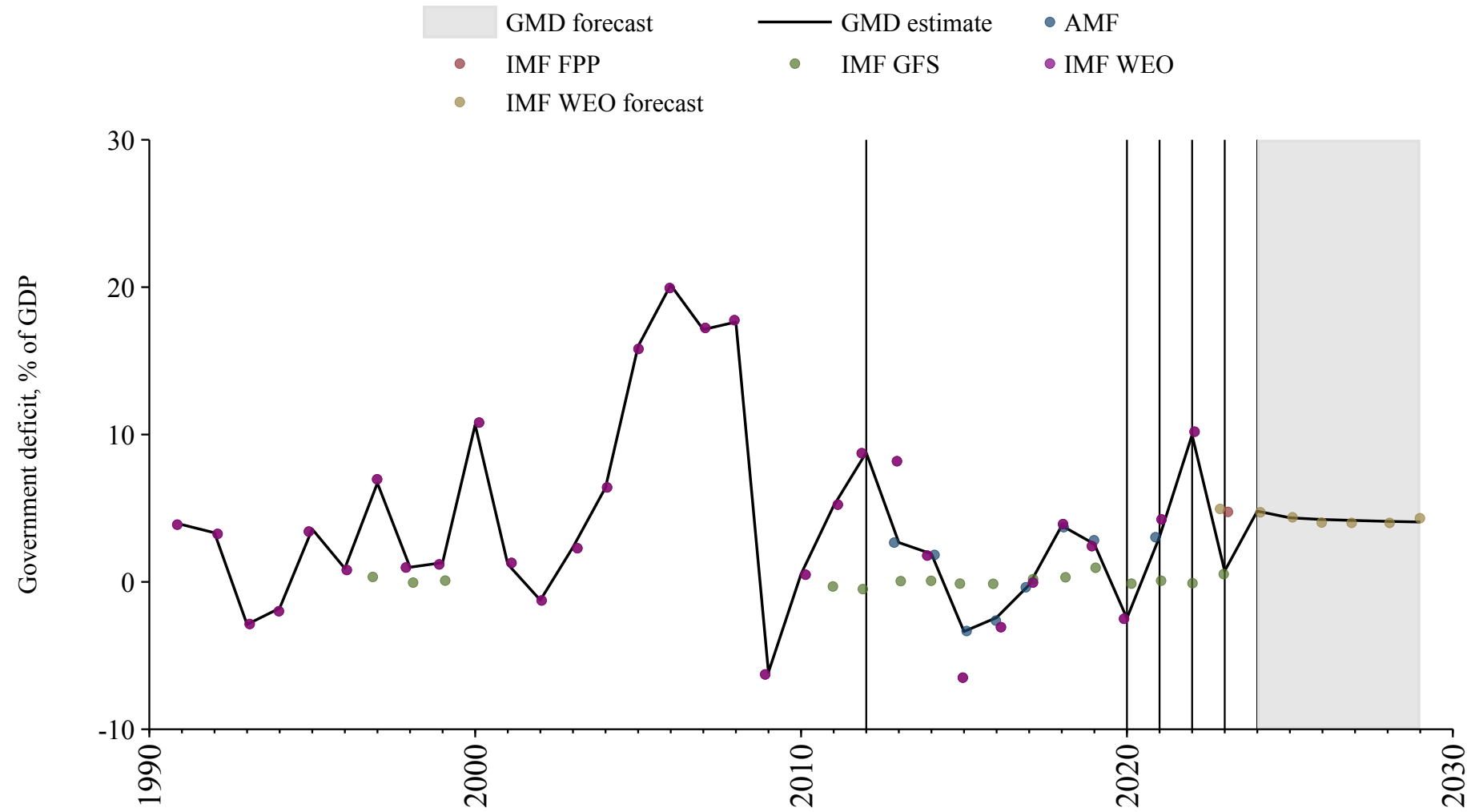
Ukraine

Source	Time span	Notes
WEO (2024a)	1995 - 2022	Baseline source, overlaps with base year 2018.
Mauro et al. (2015)	2023 - 2023	Spliced using overlapping data in 2024.
WEO (2024b)	2024 - 2029	Spliced using overlapping data in 2030.



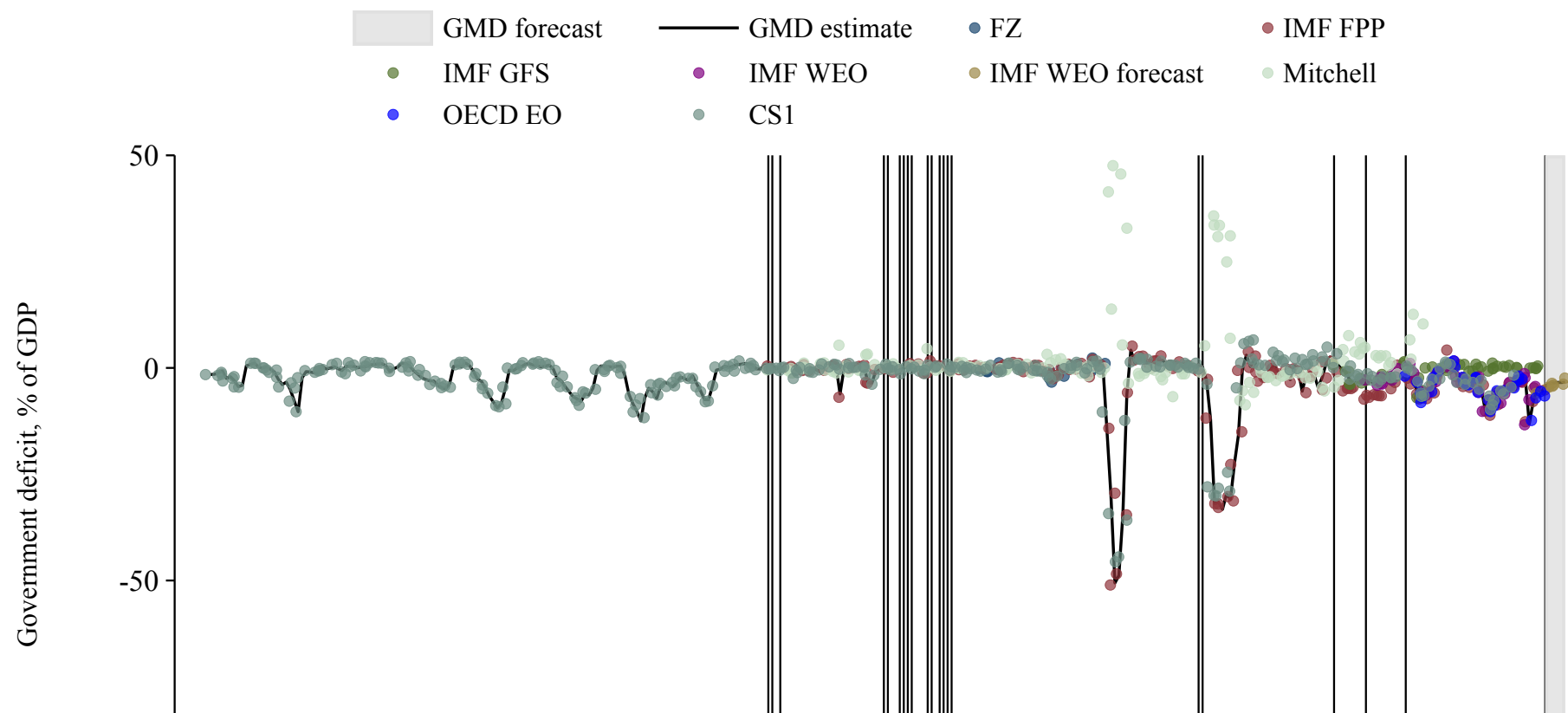
United Arab Emirates

Source	Time span	Notes
WEO (2024a)	1991 - 2012	Spliced using overlapping data in 2013.
Arab Monetary Fund (2024)	2013 - 2019	Baseline source, overlaps with base year 2018.
WEO (2024a)	2020 - 2020	Spliced using overlapping data in 2021.
Arab Monetary Fund (2024)	2021 - 2021	Spliced using overlapping data in 2022.
WEO (2024a)	2022 - 2022	Spliced using overlapping data in 2023.
International Monetary Fund (2024)	2023 - 2023	Spliced using overlapping data in 2024.
WEO (2024b)	2024 - 2029	Spliced using overlapping data in 2030.



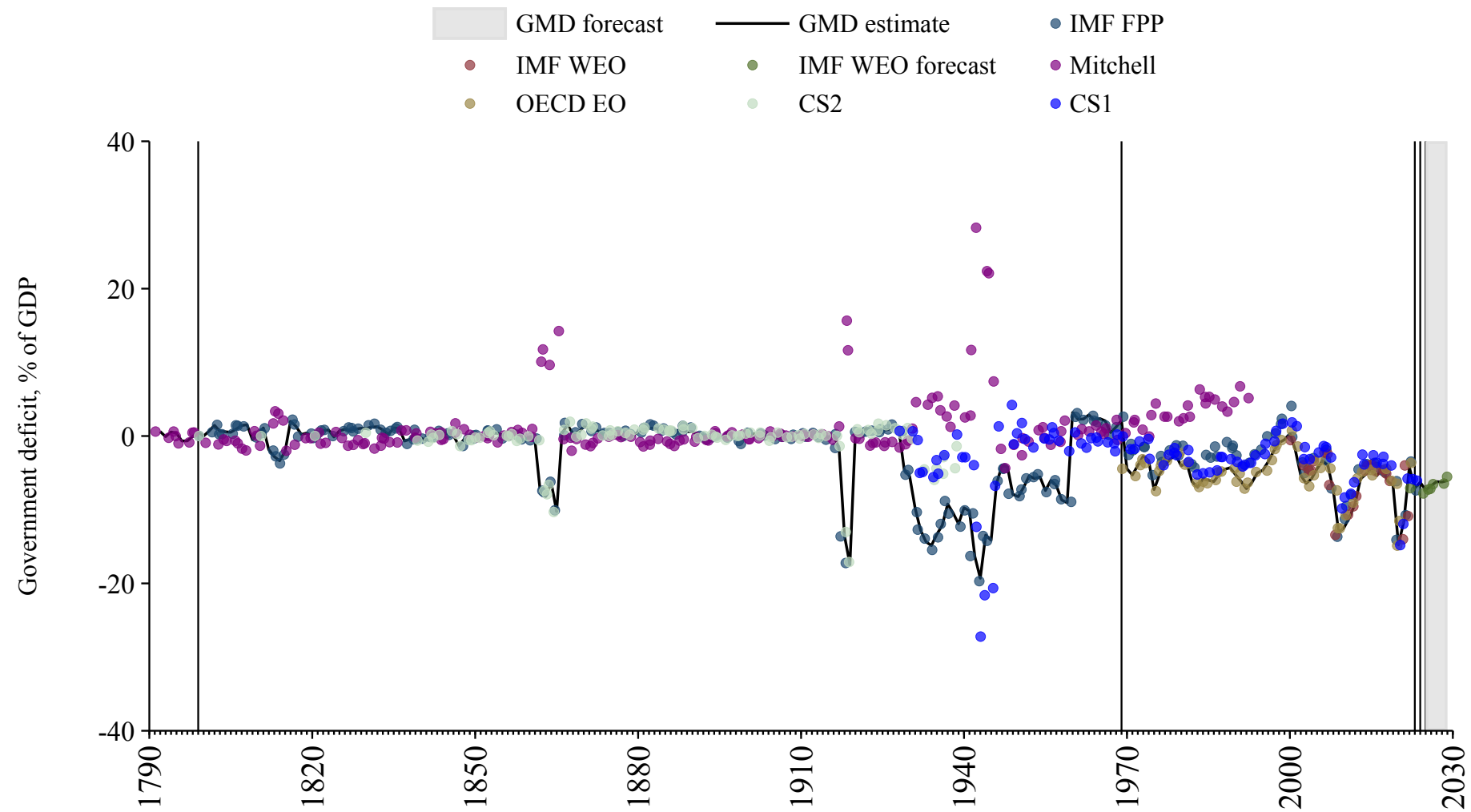
United Kingdom

Source	Time span	Notes
Thomas and Dimsdale (2017)	1689 - 1829	Spliced using overlapping data in 1830.
Mauro et al. (2015)	1830 - 1830	Spliced using overlapping data in 1831.
Thomas and Dimsdale (2017)	1831 - 1832	Spliced using overlapping data in 1833.
Mauro et al. (2015)	1833 - 1858	Spliced using overlapping data in 1859.
Thomas and Dimsdale (2017)	1859 - 1859	Spliced using overlapping data in 1860.
Mauro et al. (2015)	1860 - 1862	Spliced using overlapping data in 1863.
Thomas and Dimsdale (2017)	1863 - 1863	Spliced using overlapping data in 1864.
Mauro et al. (2015)	1864 - 1864	Spliced using overlapping data in 1865.
Thomas and Dimsdale (2017)	1865 - 1865	Spliced using overlapping data in 1866.
Mauro et al. (2015)	1866 - 1869	Spliced using overlapping data in 1870.
Thomas and Dimsdale (2017)	1870 - 1870	Spliced using overlapping data in 1871.
Mauro et al. (2015)	1871 - 1872	Spliced using overlapping data in 1873.
Thomas and Dimsdale (2017)	1873 - 1873	Spliced using overlapping data in 1874.
Mauro et al. (2015)	1874 - 1874	Spliced using overlapping data in 1875.
Thomas and Dimsdale (2017)	1875 - 1875	Spliced using overlapping data in 1876.
Mauro et al. (2015)	1876 - 1937	Spliced using overlapping data in 1938.
Thomas and Dimsdale (2017)	1938 - 1938	Spliced using overlapping data in 1939.
Mauro et al. (2015)	1939 - 1971	Spliced using overlapping data in 1972.
International Monetary Fund (2024)	1972 - 1979	Spliced using overlapping data in 1980.
WEO (2024a)	1980 - 1989	Spliced using overlapping data in 1990.
OECD Economic Outlook (2024)	1990 - 2023	Baseline source, overlaps with base year 2018.
WEO (2024b)	2024 - 2029	Spliced using overlapping data in 2030.



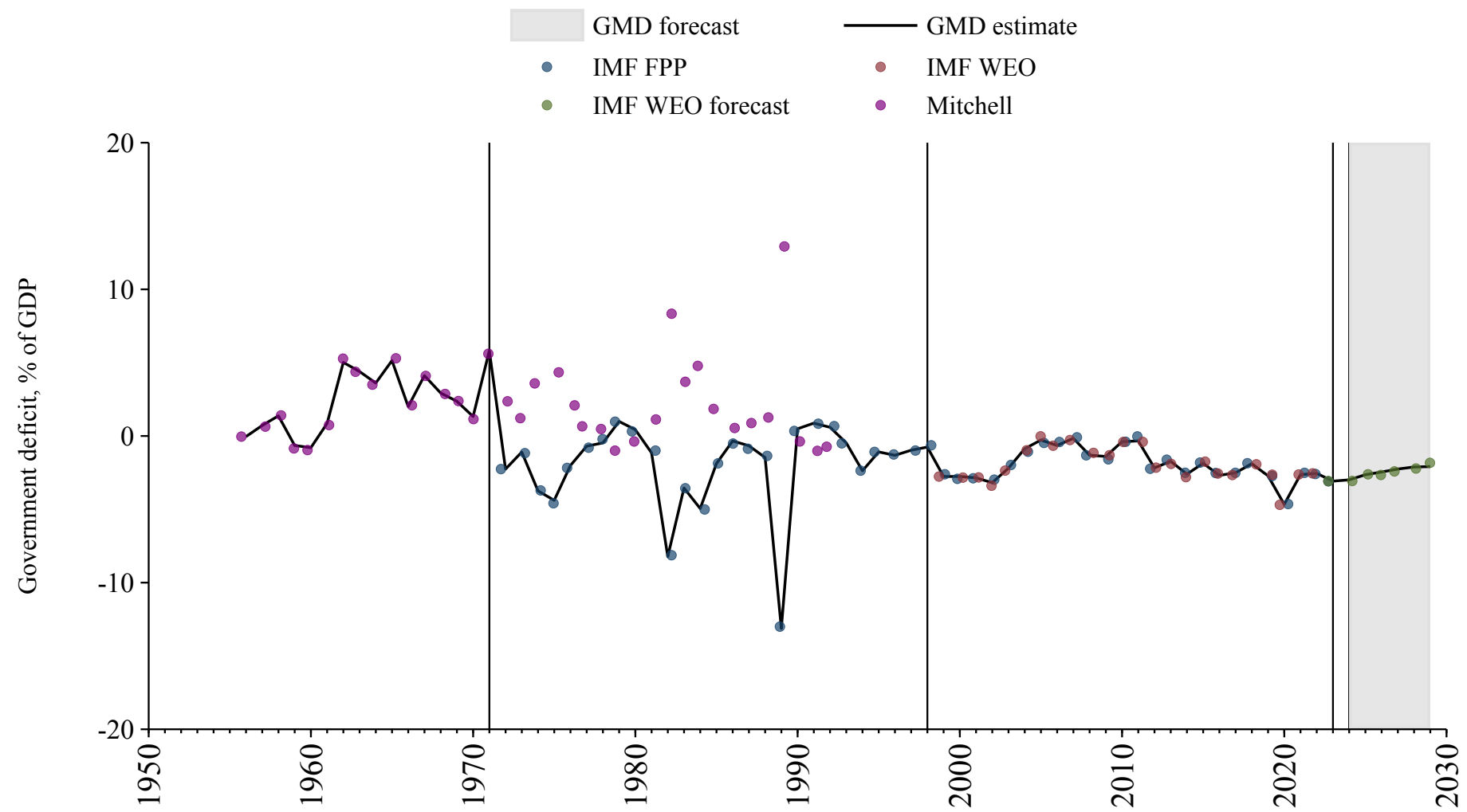
United States

Source	Time span	Notes
Mitchell (2013)	1792 - 1799	Spliced using overlapping data in 1800.
Mauro et al. (2015)	1800 - 1969	Spliced using overlapping data in 1970.
OECD Economic Outlook (2024)	1970 - 2022	Baseline source, overlaps with base year 2018.
Mauro et al. (2015)	2023 - 2023	Spliced using overlapping data in 2024.
Federal Reserve Bank of St. Louis (2024)	2024 - 2024	Spliced using overlapping data in 2025.
WEO (2024b)	2025 - 2029	Spliced using overlapping data in 2030.



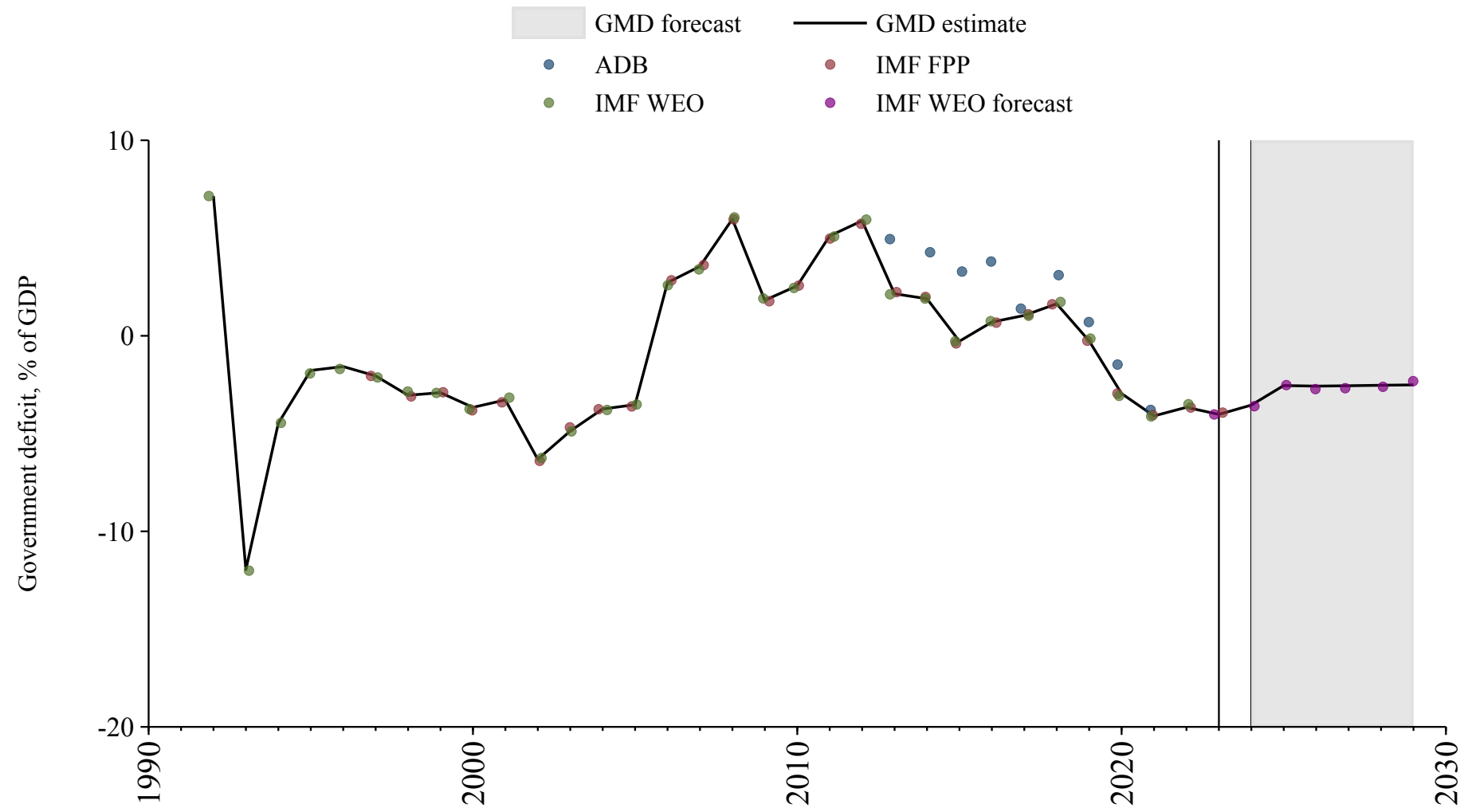
Uruguay

Source	Time span	Notes
Mitchell (2013)	1956 - 1971	Spliced using overlapping data in 1972.
Mauro et al. (2015)	1972 - 1998	Spliced using overlapping data in 1999.
WEO (2024a)	1999 - 2022	Baseline source, overlaps with base year 2018.
Mauro et al. (2015)	2023 - 2023	Spliced using overlapping data in 2024.
WEO (2024b)	2024 - 2029	Spliced using overlapping data in 2030.



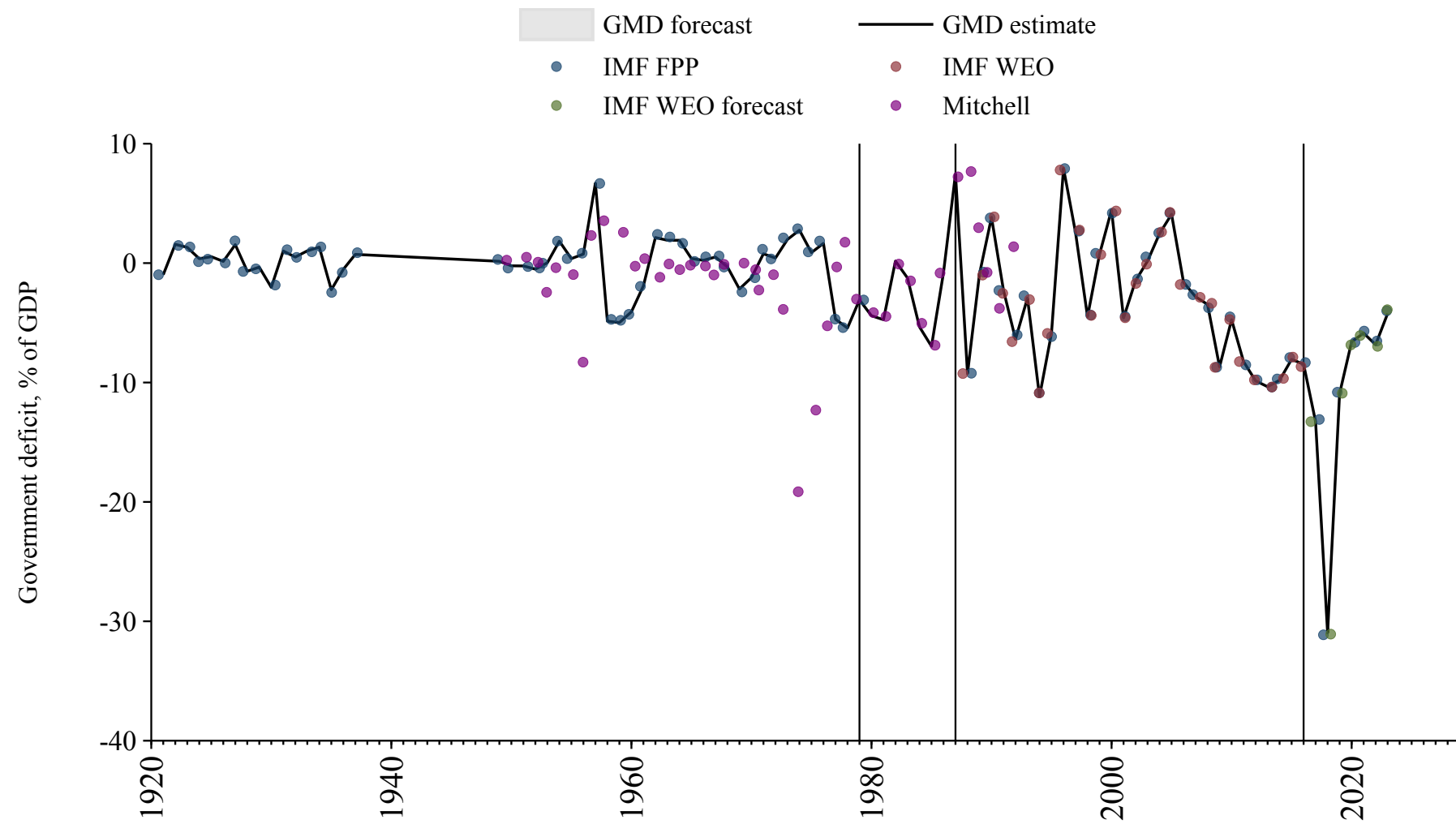
Uzbekistan

Source	Time span	Notes
WEO (2024a)	1992 - 2022	Baseline source, overlaps with base year 2018.
Mauro et al. (2015)	2023 - 2023	Spliced using overlapping data in 2024.
WEO (2024b)	2024 - 2029	Spliced using overlapping data in 2030.



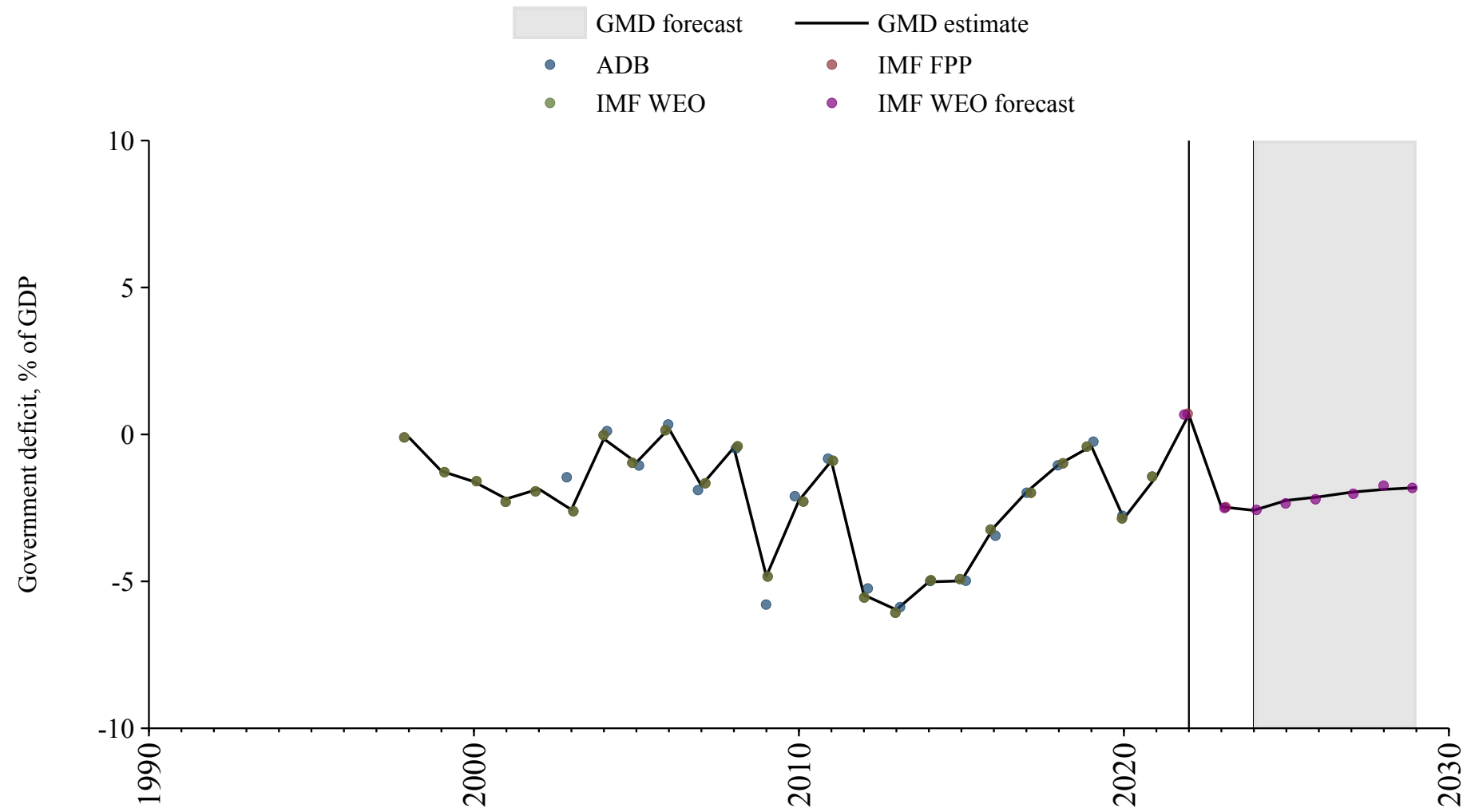
Venezuela

Source	Time span	Notes
Mauro et al. (2015)	1921 - 1979	Spliced using overlapping data in 1980.
Mitchell (2013)	1980 - 1987	Spliced using overlapping data in 1988.
WEO (2024a)	1988 - 2016	Spliced using overlapping data in 2017.
Mauro et al. (2015)	2017 - 2023	Baseline source, overlaps with base year 2018.



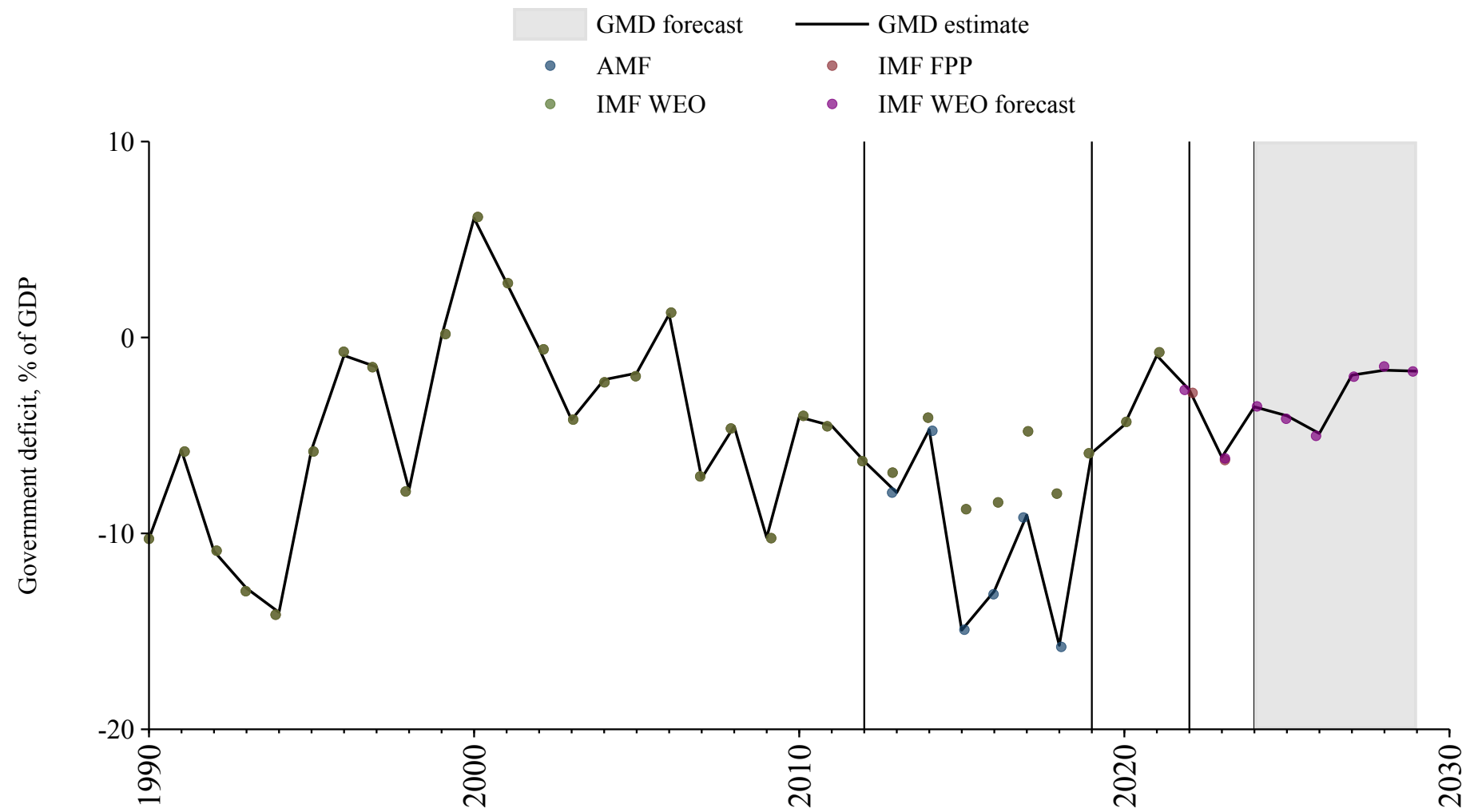
Vietnam

Source	Time span	Notes
WEO (2024a)	1998 - 2021	Baseline source, overlaps with base year 2018.
Mauro et al. (2015)	2022 - 2023	Spliced using overlapping data in 2024.
WEO (2024b)	2024 - 2029	Spliced using overlapping data in 2020.



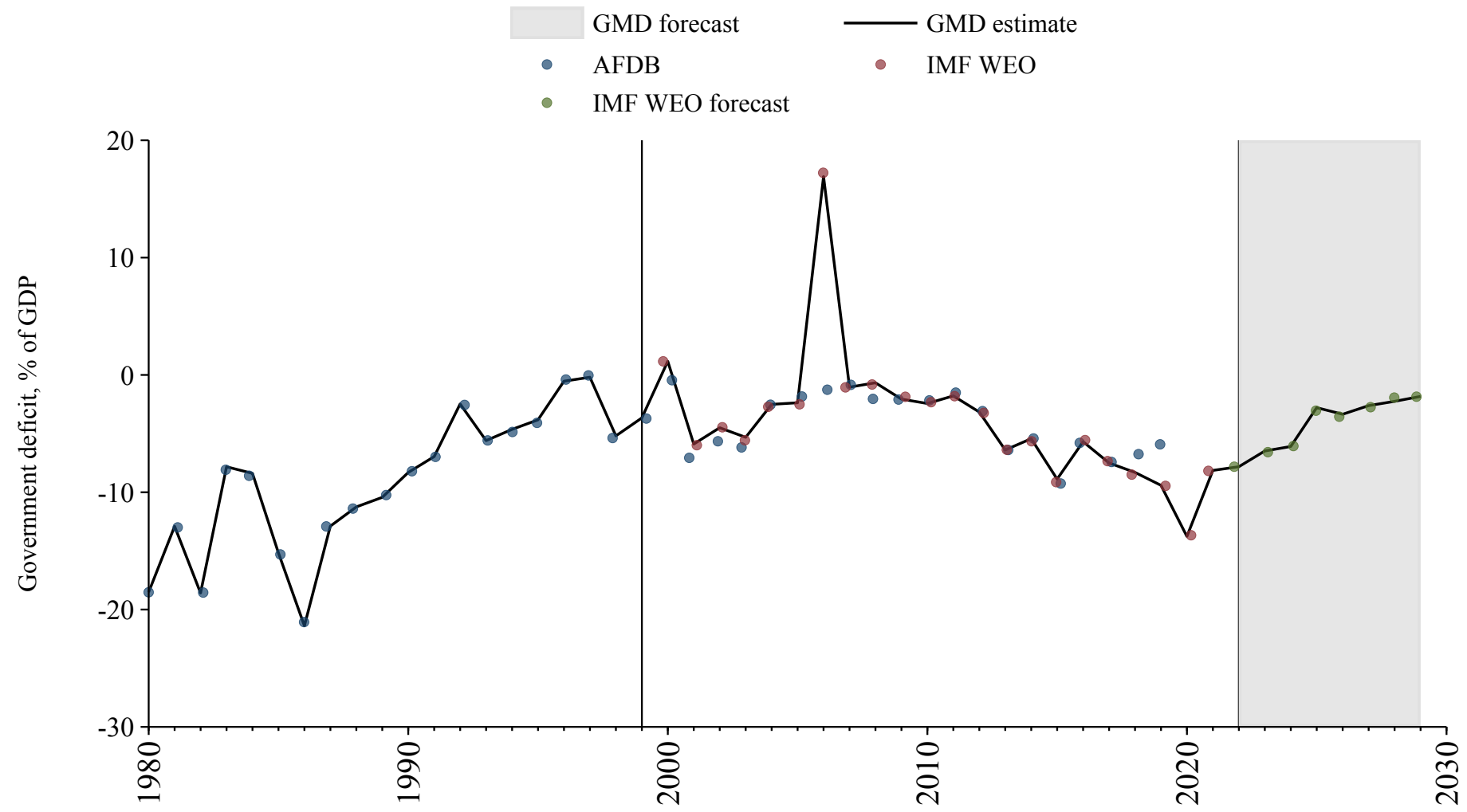
Yemen

Source	Time span	Notes
WEO (2024a)	1990 - 2012	Spliced using overlapping data in 2013.
Arab Monetary Fund (2024)	2013 - 2018	Spliced using overlapping data in 2019.
WEO (2024a)	2019 - 2021	Spliced using overlapping data in 2022.
Mauro et al. (2015)	2022 - 2023	Spliced using overlapping data in 2024.
WEO (2024b)	2024 - 2029	Spliced using overlapping data in 2030.



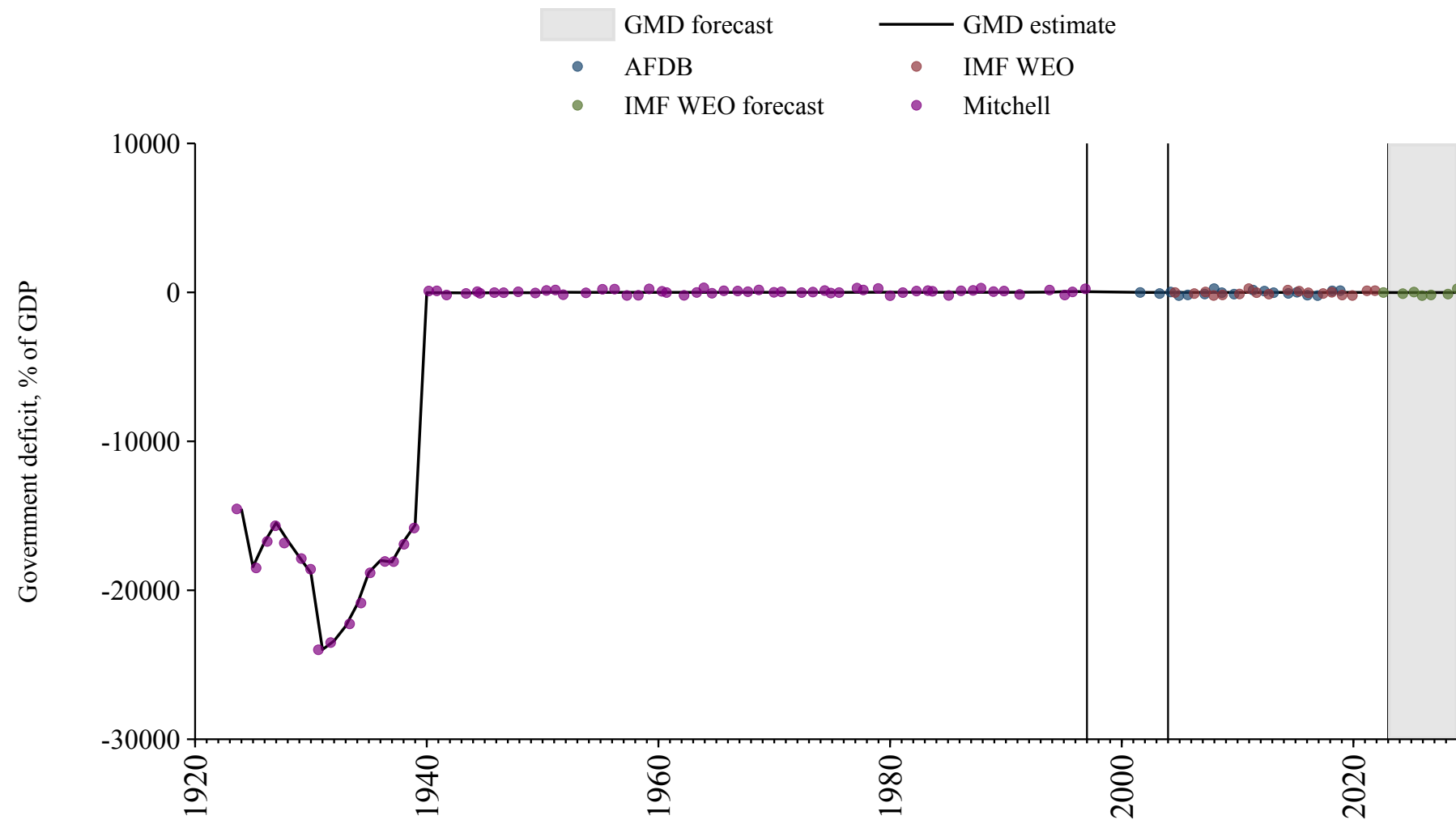
Zambia

Source	Time span	Notes
Bank (2024)	1980 - 1999	Spliced using overlapping data in 2000.
WEO (2024a)	2000 - 2021	Baseline source, overlaps with base year 2018.
WEO (2024b)	2022 - 2029	Spliced using overlapping data in 2030.



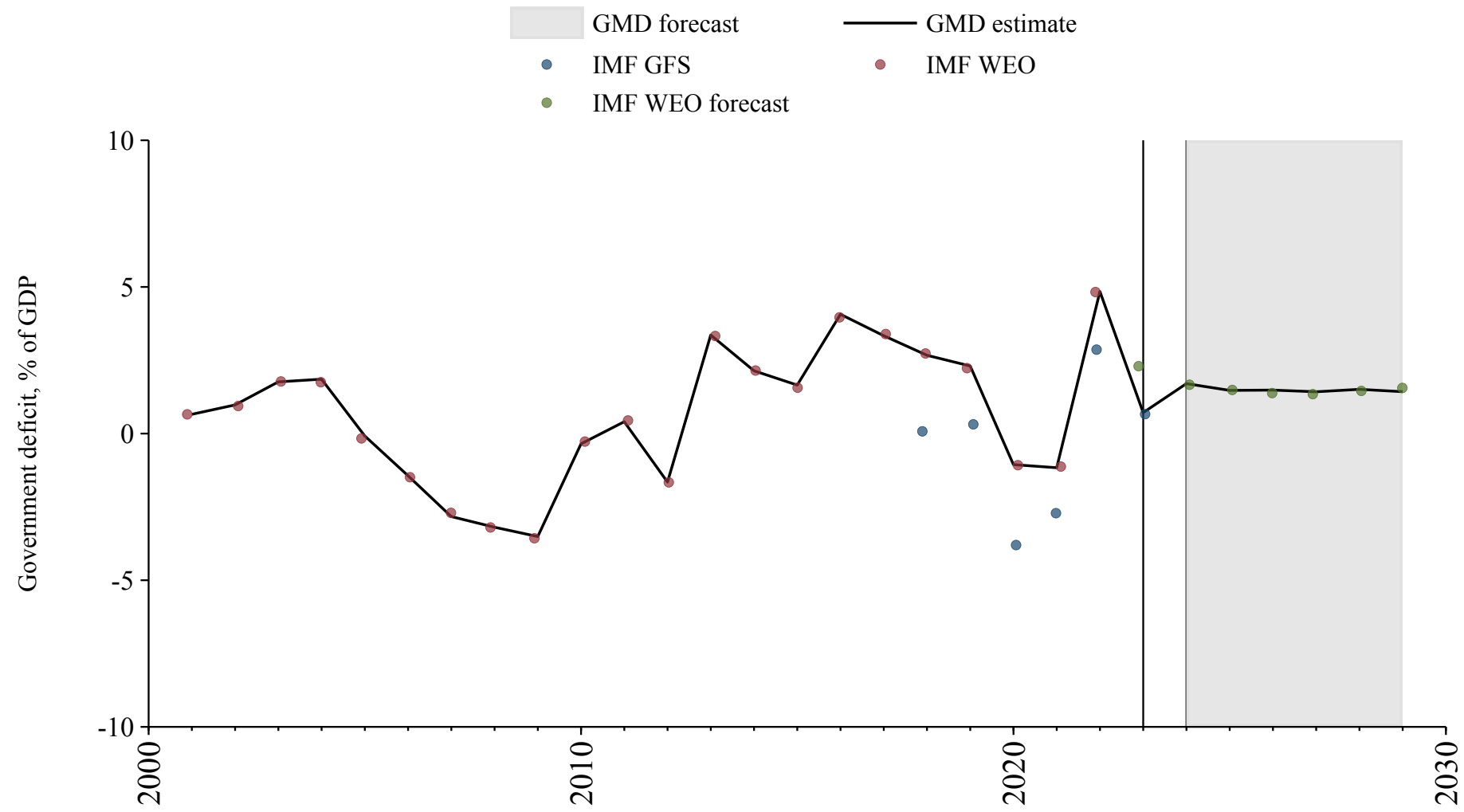
Zimbabwe

Source	Time span	Notes
Mitchell (2013)	1924 - 1997	Spliced using overlapping data in 1998.
Bank (2024)	1998 - 2004	Spliced using overlapping data in 2005.
WEO (2024a)	2005 - 2022	Baseline source, overlaps with base year 2018.
WEO (2024b)	2023 - 2029	Spliced using overlapping data in 2030.



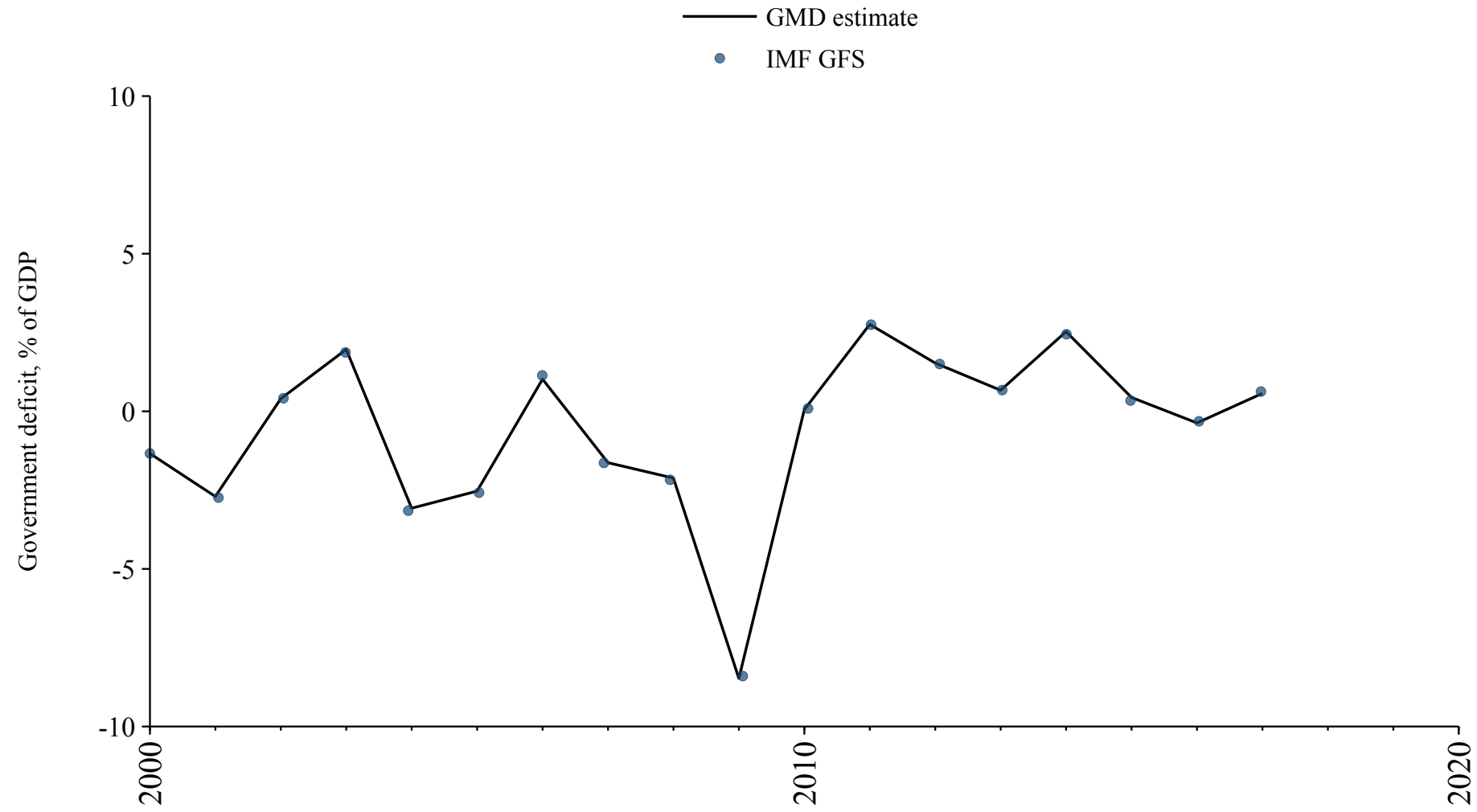
Andorra

Source	Time span	Notes
WEO (2024a)	2001 - 2022	Baseline source, overlaps with base year 2018.
International Monetary Fund (2024)	2023 - 2023	Spliced using overlapping data in 2024.
WEO (2024b)	2024 - 2029	Spliced using overlapping data in 2030.



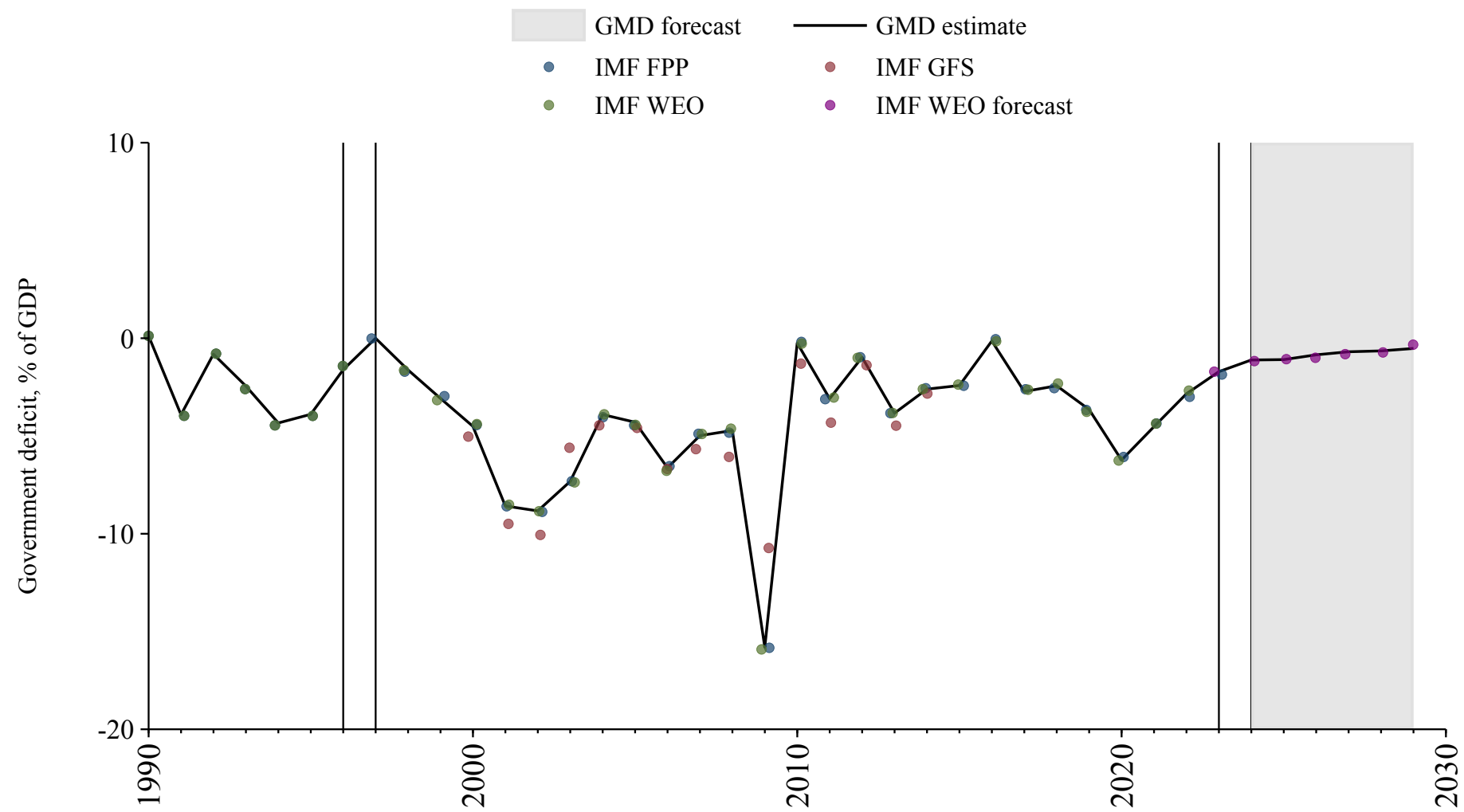
Anguilla

Source	Time span	Notes
International Monetary Fund (2024)	2000 - 2017	Spliced using overlapping data in 2018.



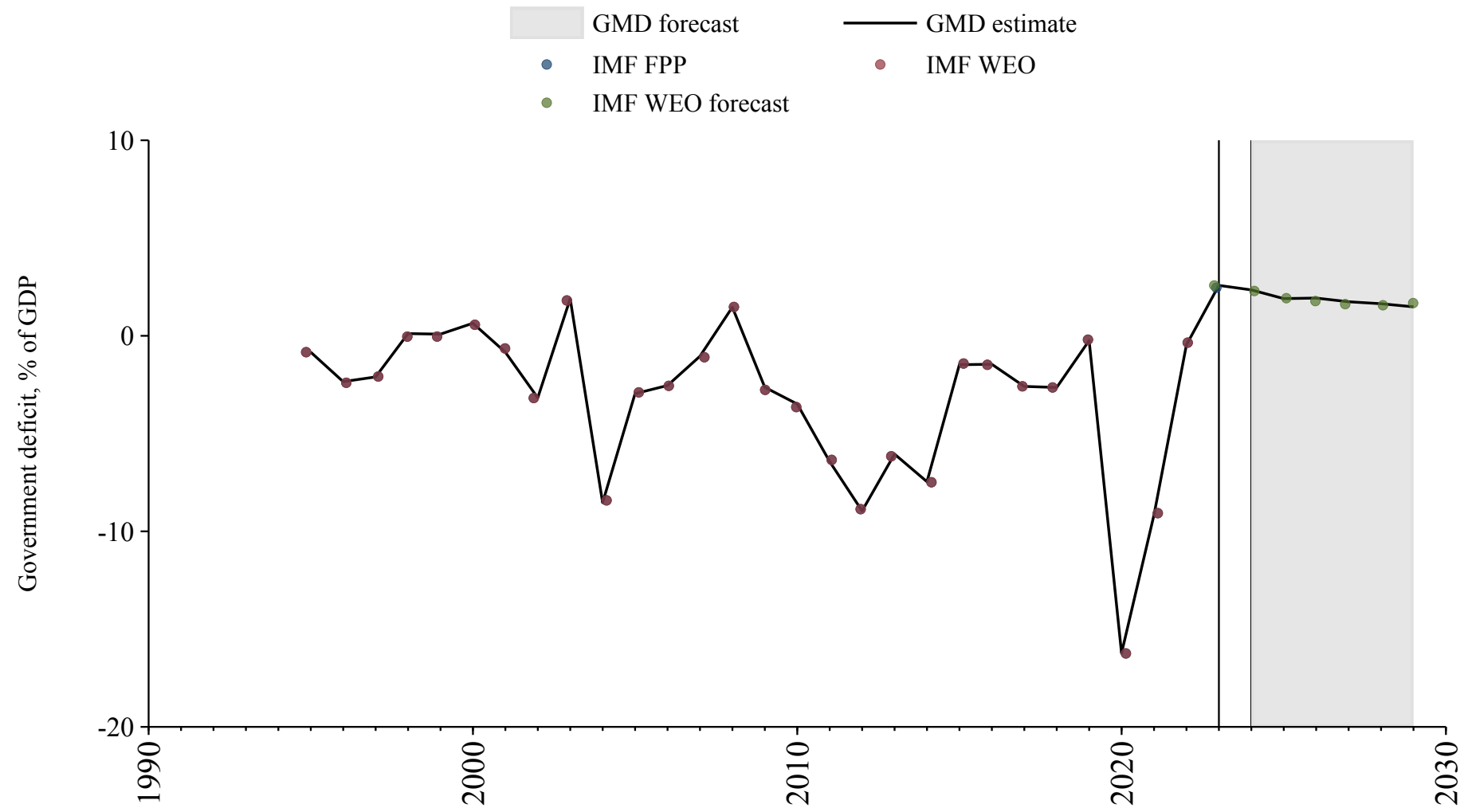
Antigua and Barbuda

Source	Time span	Notes
WEO (2024a)	1990 - 1996	Spliced using overlapping data in 1997.
Mauro et al. (2015)	1997 - 1997	Spliced using overlapping data in 1998.
WEO (2024a)	1998 - 2022	Baseline source, overlaps with base year 2018.
Mauro et al. (2015)	2023 - 2023	Spliced using overlapping data in 2024.
WEO (2024b)	2024 - 2029	Spliced using overlapping data in 2030.



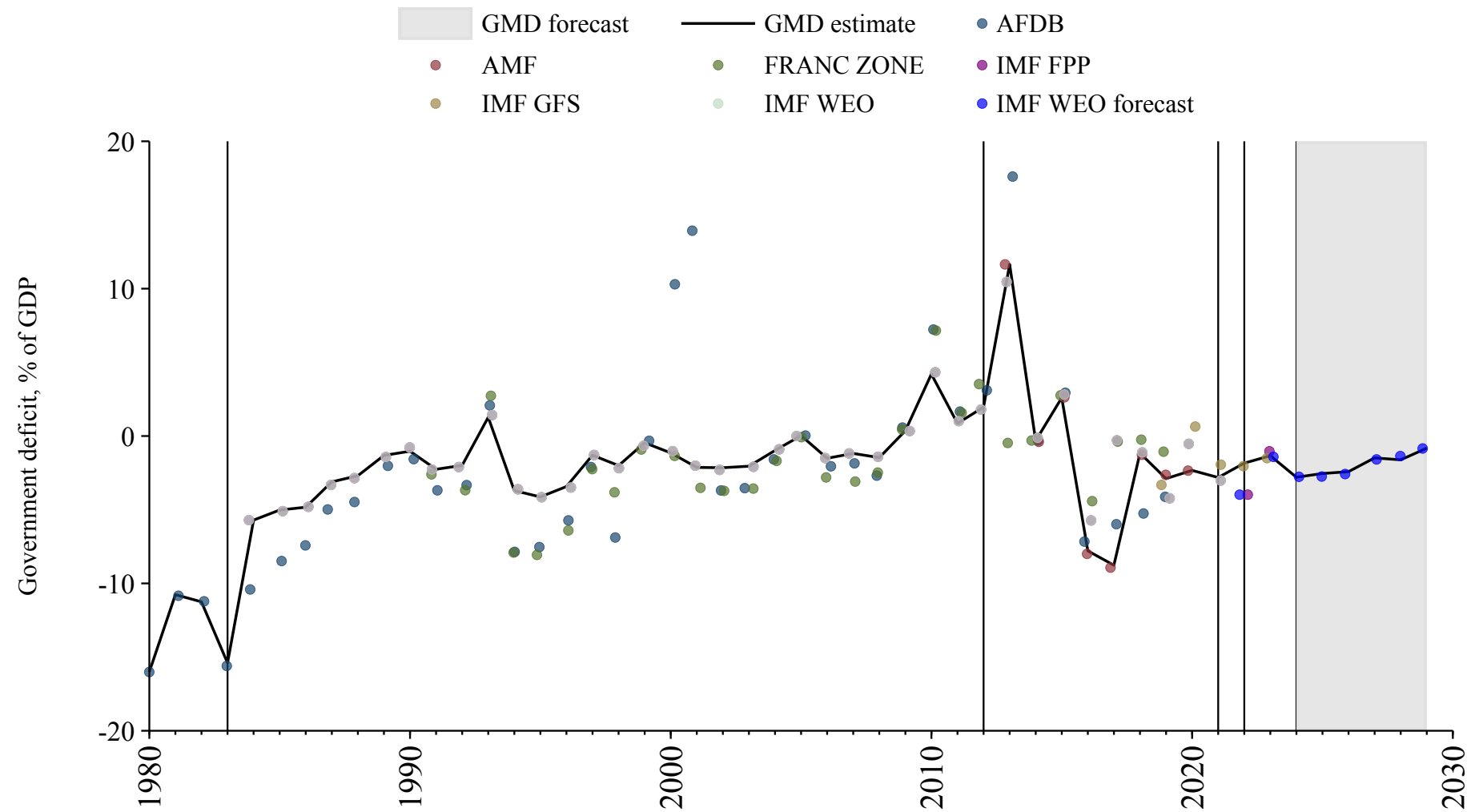
Aruba

Source	Time span	Notes
WEO (2024a)	1995 - 2022	Baseline source, overlaps with base year 2018.
Mauro et al. (2015)	2023 - 2023	Spliced using overlapping data in 2024.
WEO (2024b)	2024 - 2029	Spliced using overlapping data in 2030.



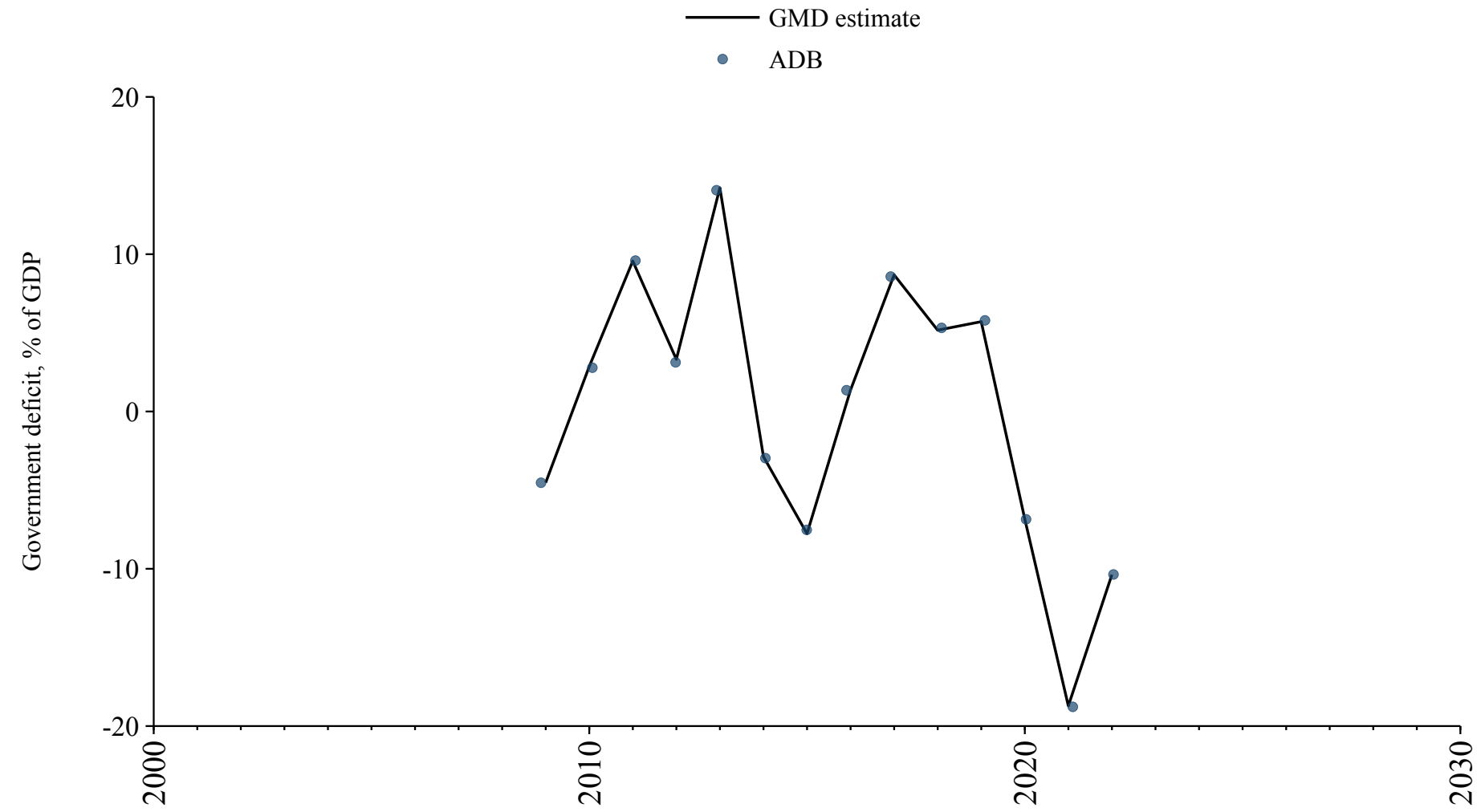
Comoros

Source	Time span	Notes
Bank (2024)	1980 - 1983	Spliced using overlapping data in 1984.
WEO (2024a)	1984 - 2012	Spliced using overlapping data in 2013.
Arab Monetary Fund (2024)	2013 - 2020	Baseline source, overlaps with base year 2018.
WEO (2024a)	2021 - 2021	Spliced using overlapping data in 2022.
International Monetary Fund (2024)	2022 - 2023	Spliced using overlapping data in 2024.
WEO (2024b)	2024 - 2029	Spliced using overlapping data in 2030.



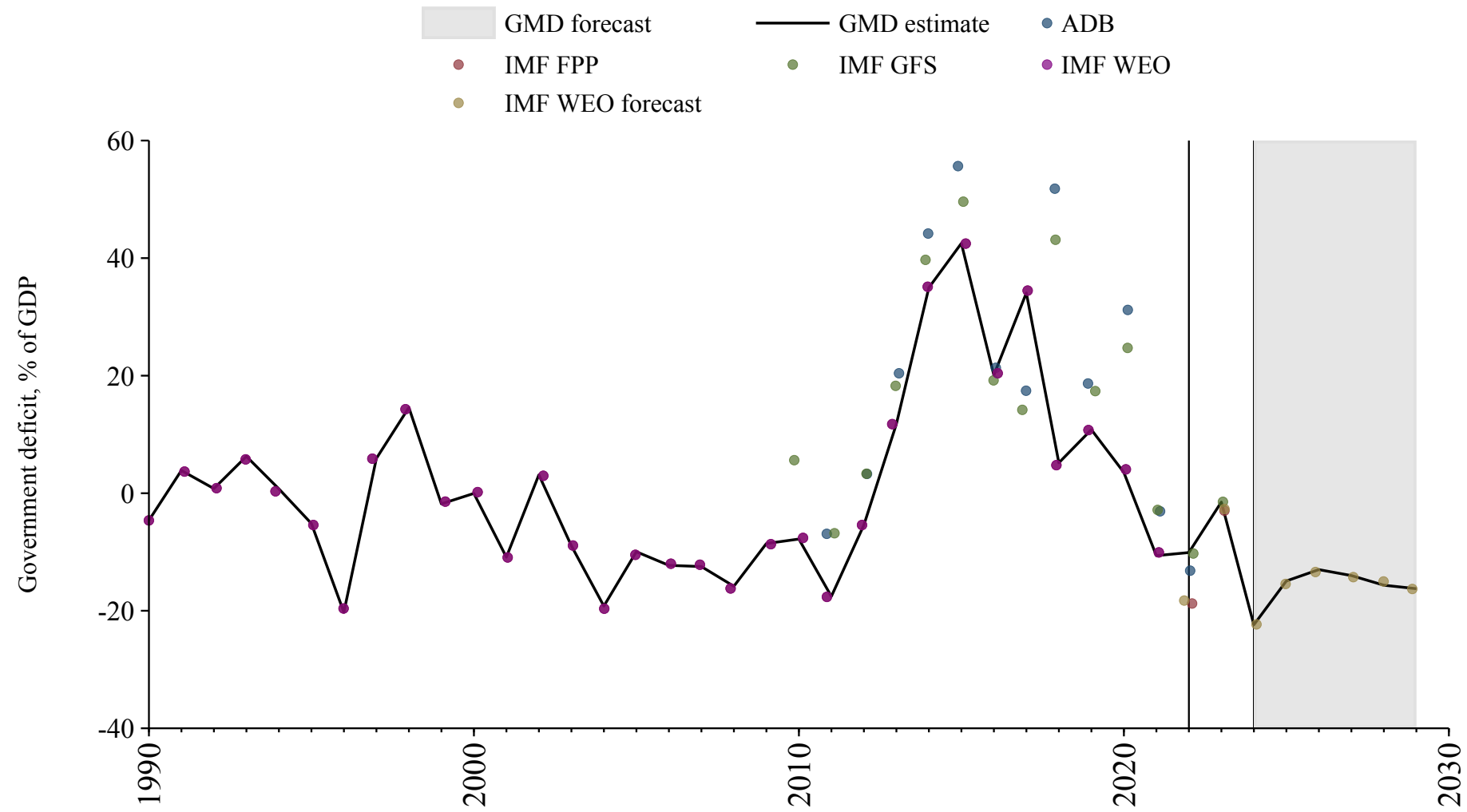
Cook Islands

Source	Time span	Notes
Asian Development Bank (2024)	2009 - 2022	Baseline source, overlaps with base year 2018.



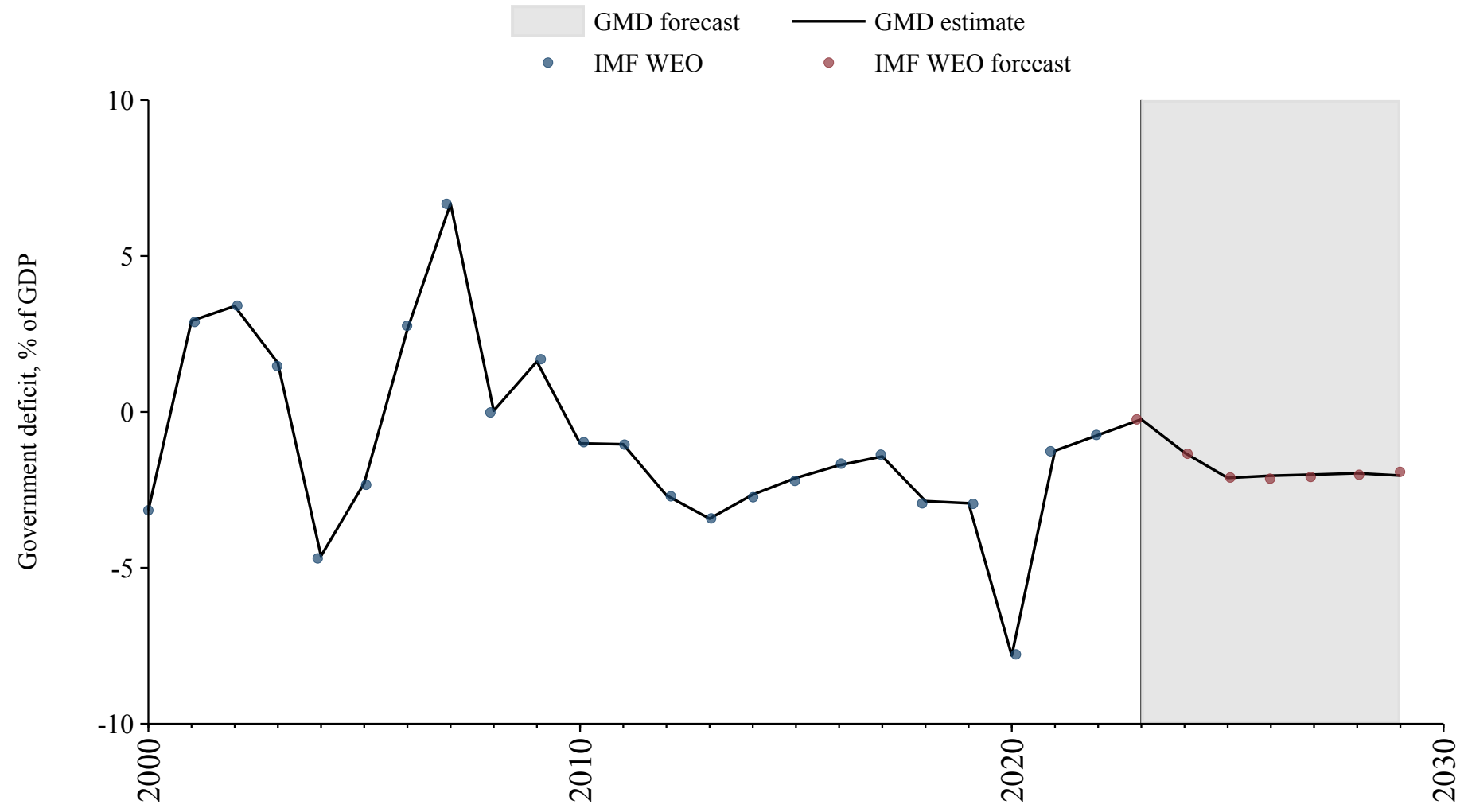
Kiribati

Source	Time span	Notes
WEO (2024a)	1990 - 2021	Baseline source, overlaps with base year 2018.
International Monetary Fund (2024)	2022 - 2023	Spliced using overlapping data in 2024.
WEO (2024b)	2024 - 2029	Spliced using overlapping data in 2030.



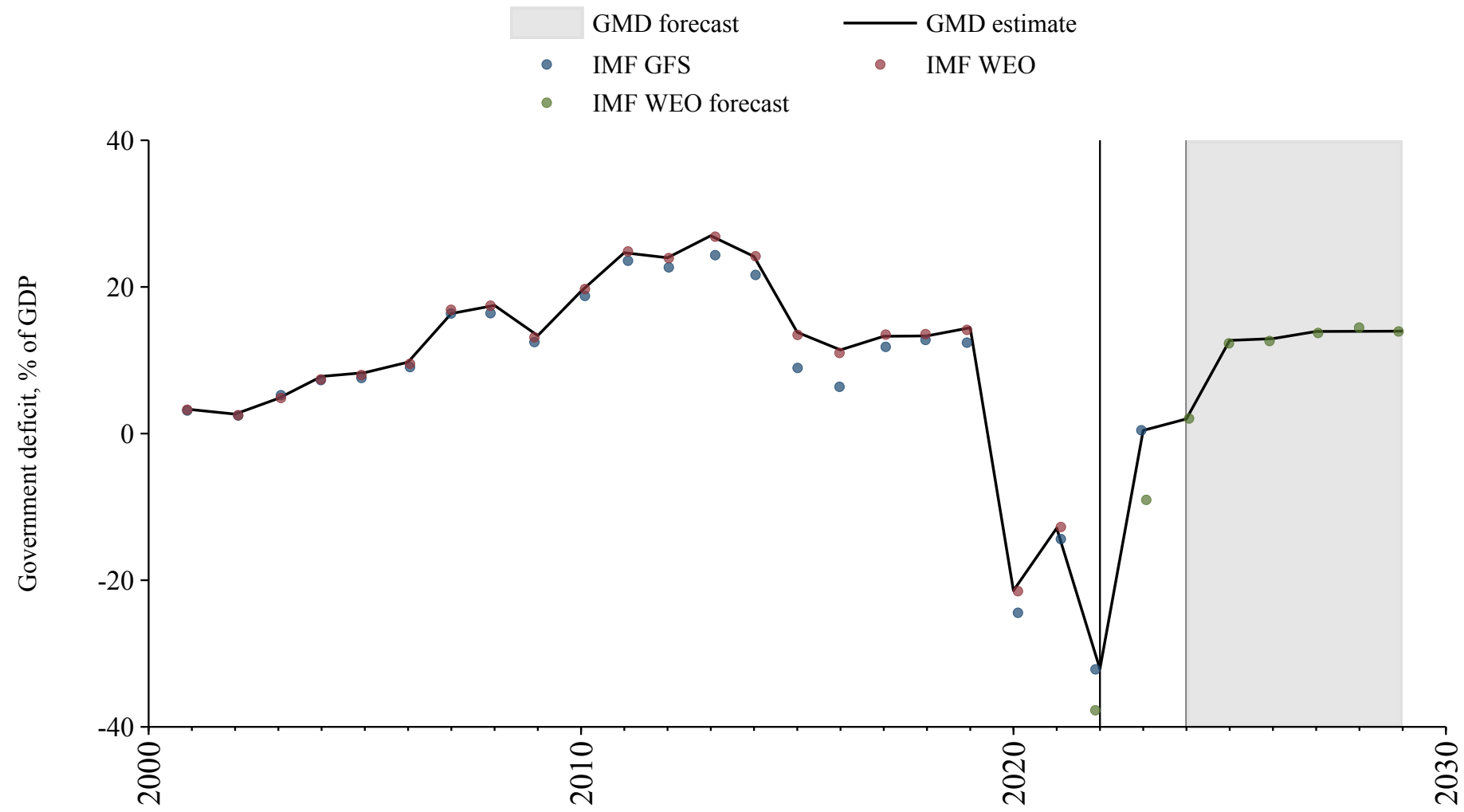
Kosovo

Source	Time span	Notes
WEO (2024a)	2000 - 2022	Baseline source, overlaps with base year 2018.
WEO (2024b)	2023 - 2029	Spliced using overlapping data in 2030.



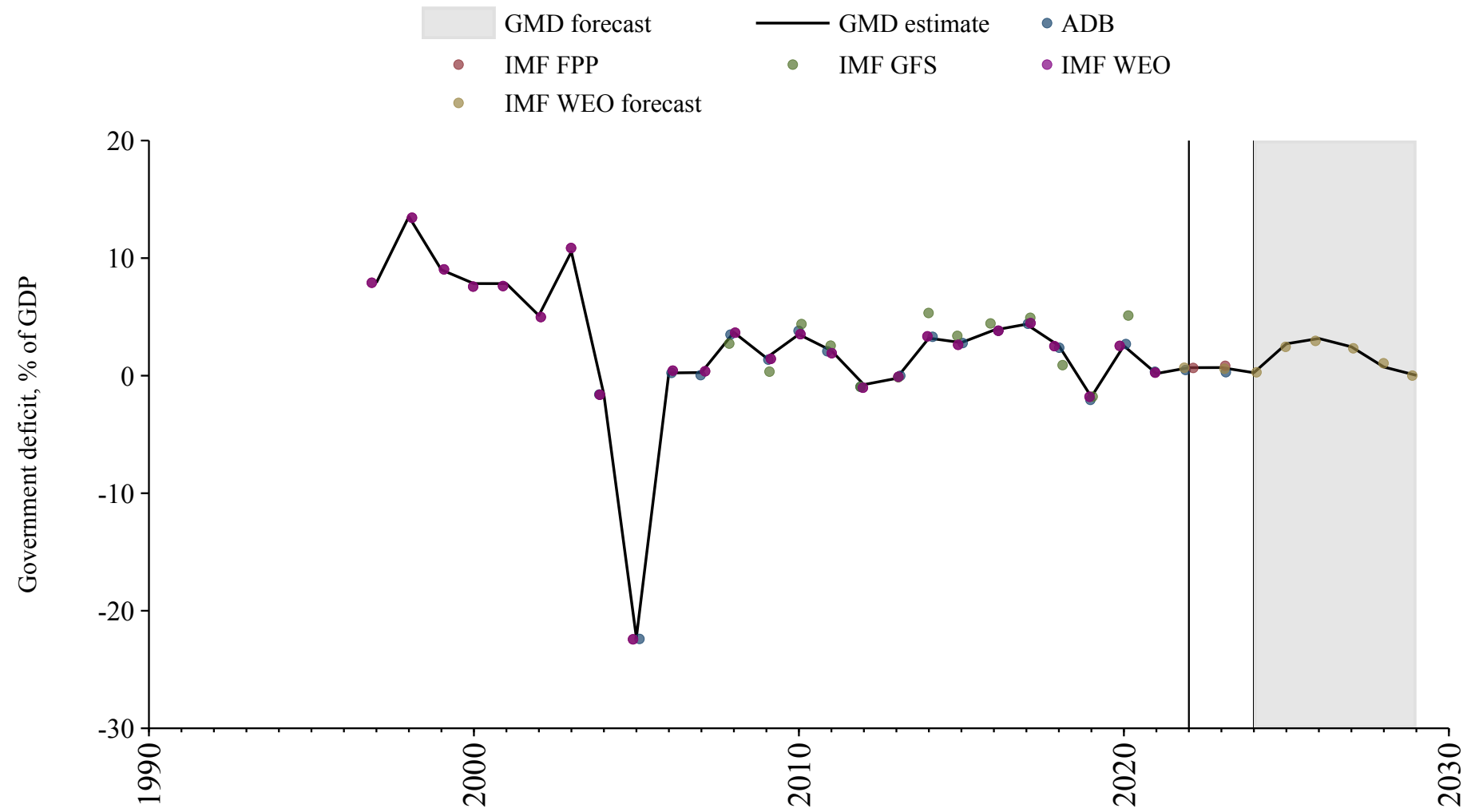
Macau

Source	Time span	Notes
WEO (2024a)	2001 - 2021	Baseline source, overlaps with base year 2018.
International Monetary Fund (2024)	2022 - 2023	Spliced using overlapping data in 2024.
WEO (2024b)	2024 - 2029	Spliced using overlapping data in 2030.



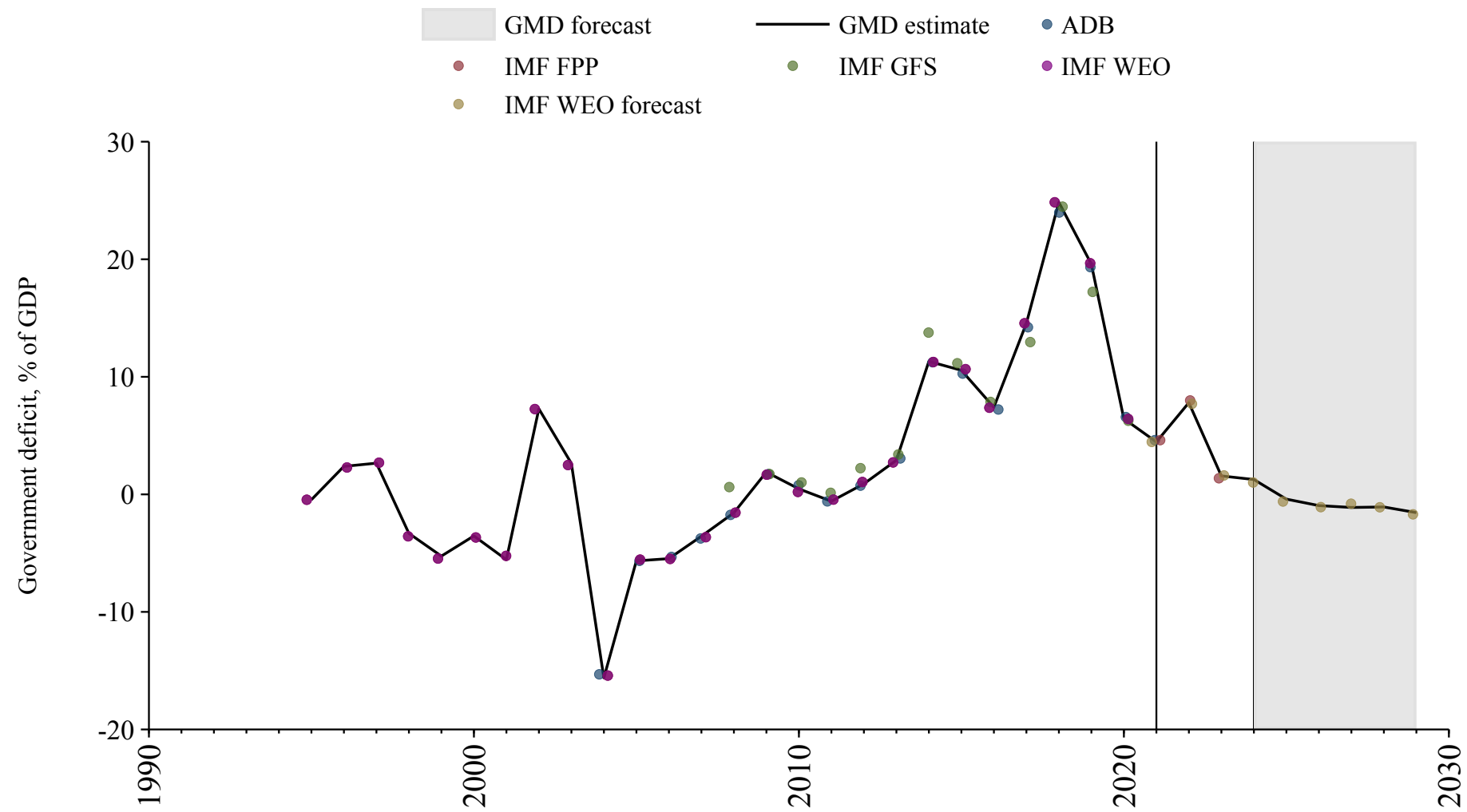
Marshall Islands

Source	Time span	Notes
WEO (2024a)	1997 - 2021	Baseline source, overlaps with base year 2018.
Mauro et al. (2015)	2022 - 2023	Spliced using overlapping data in 2024.
WEO (2024b)	2024 - 2029	Spliced using overlapping data in 2030.



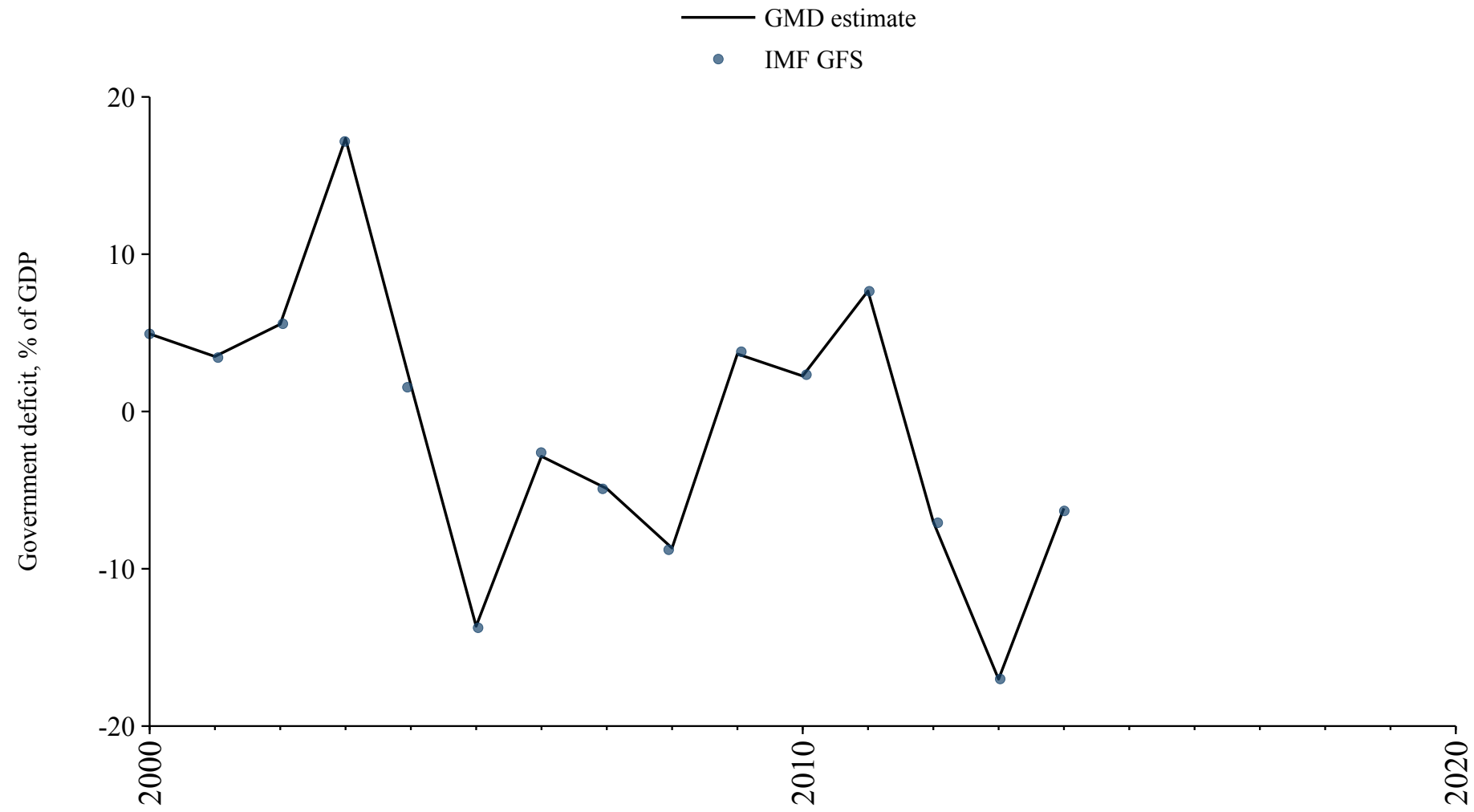
Micronesia (Federated States of)

Source	Time span	Notes
WEO (2024a)	1995 - 2020	Baseline source, overlaps with base year 2018.
Mauro et al. (2015)	2021 - 2023	Spliced using overlapping data in 2024.
WEO (2024b)	2024 - 2029	Spliced using overlapping data in 2030.



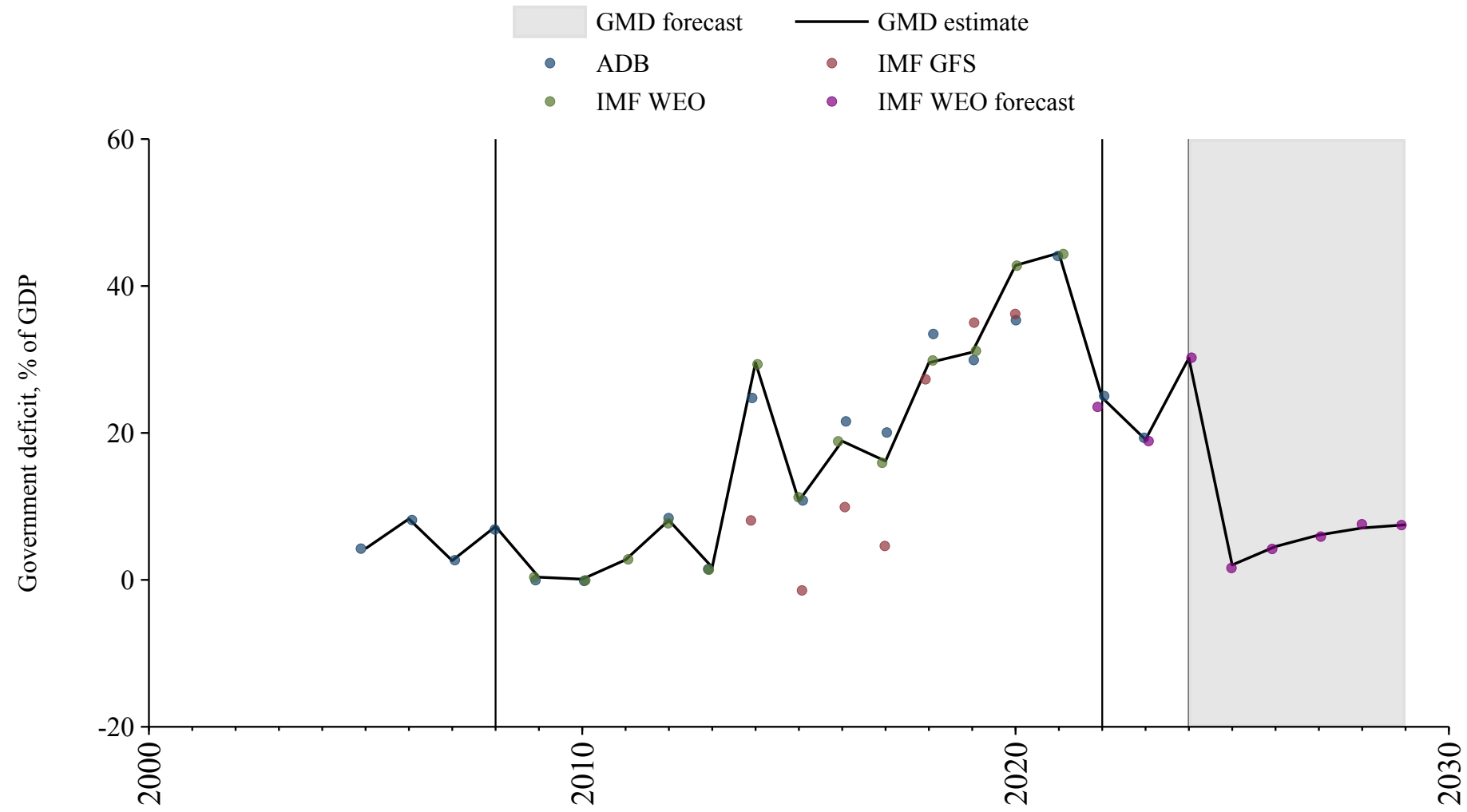
Montserrat

Source	Time span	Notes
International Monetary Fund (2024)	2000 - 2014	Spliced using overlapping data in 2015.



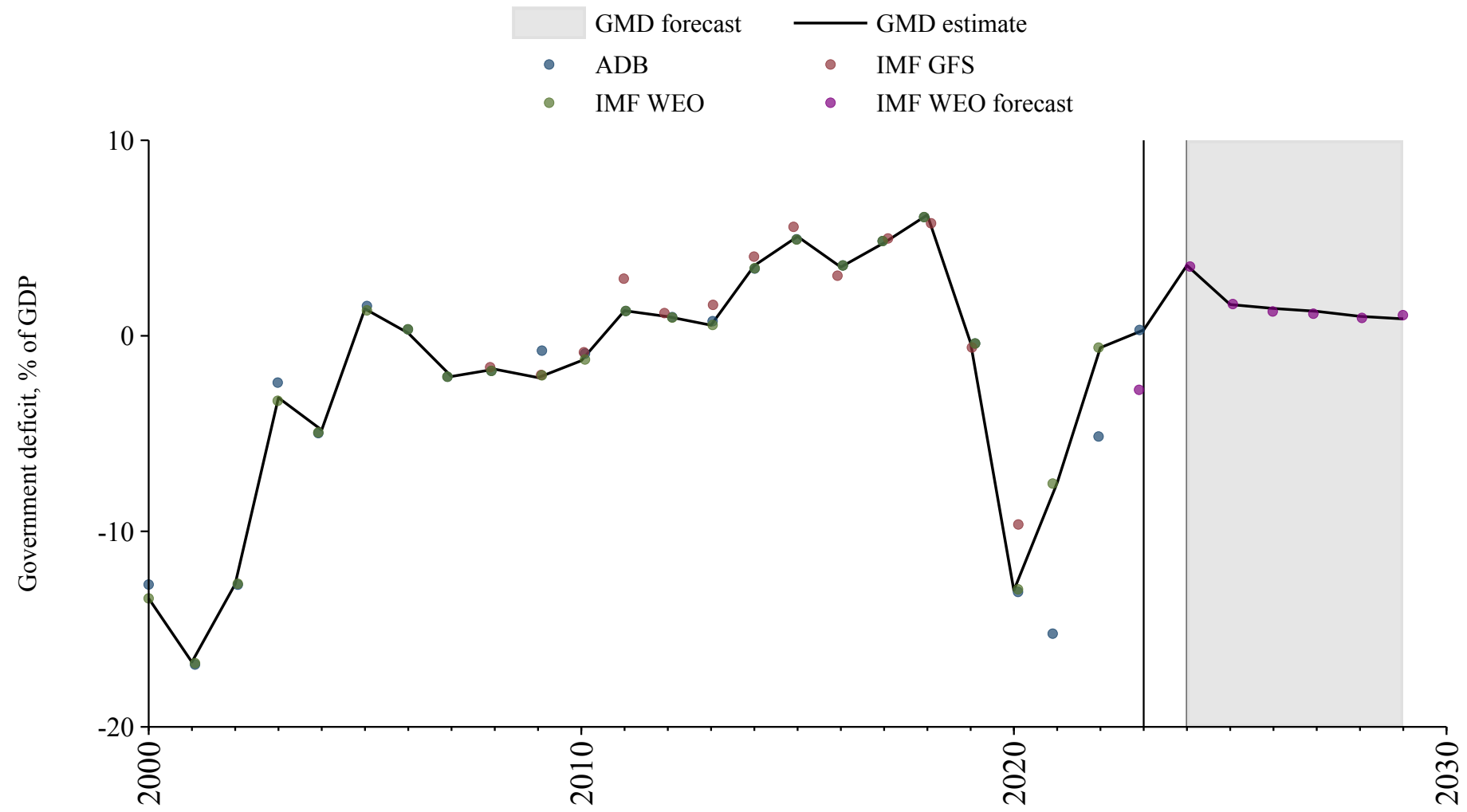
Nauru

Source	Time span	Notes
Asian Development Bank (2024)	2005 - 2008	Spliced using overlapping data in 2009.
WEO (2024a)	2009 - 2021	Baseline source, overlaps with base year 2018.
Asian Development Bank (2024)	2022 - 2023	Spliced using overlapping data in 2024.
WEO (2024b)	2024 - 2029	Spliced using overlapping data in 2030.



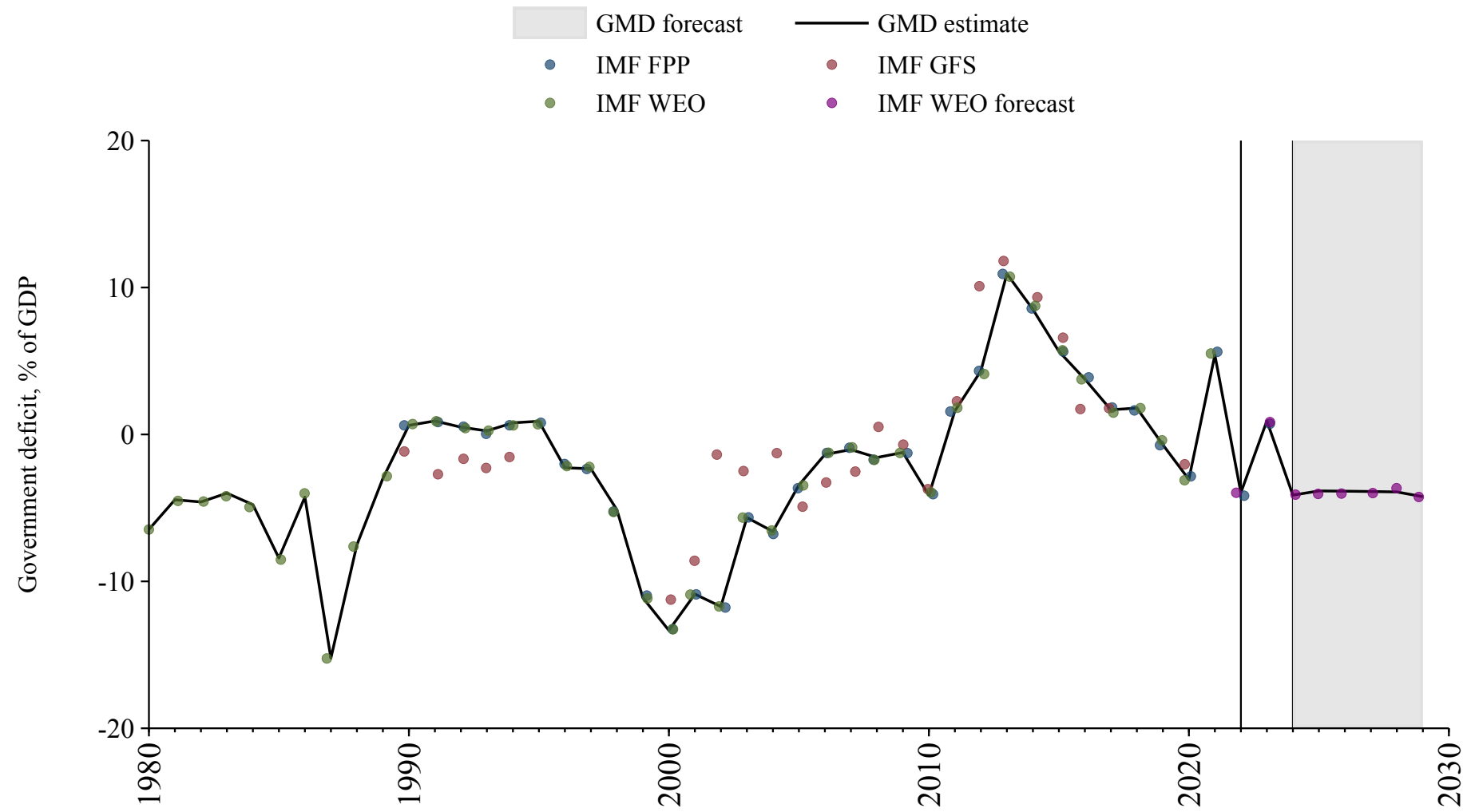
Palau

Source	Time span	Notes
WEO (2024a)	2000 - 2022	Baseline source, overlaps with base year 2018.
Asian Development Bank (2024)	2023 - 2023	Spliced using overlapping data in 2024.
WEO (2024b)	2024 - 2029	Spliced using overlapping data in 2030.



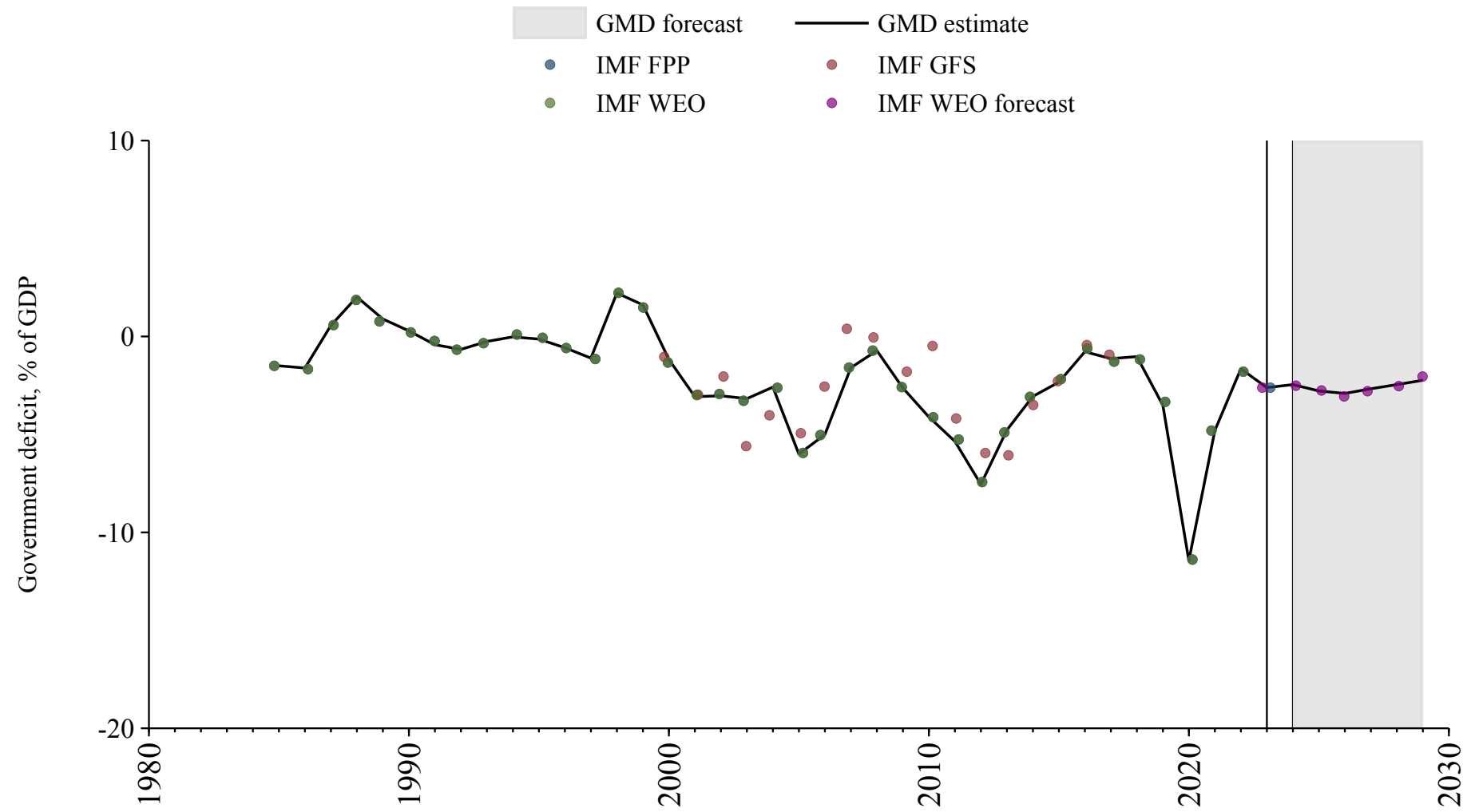
Saint Kitts and Nevis

Source	Time span	Notes
WEO (2024a)	1980 - 2021	Baseline source, overlaps with base year 2018.
Mauro et al. (2015)	2022 - 2023	Spliced using overlapping data in 2024.
WEO (2024b)	2024 - 2029	Spliced using overlapping data in 2020.



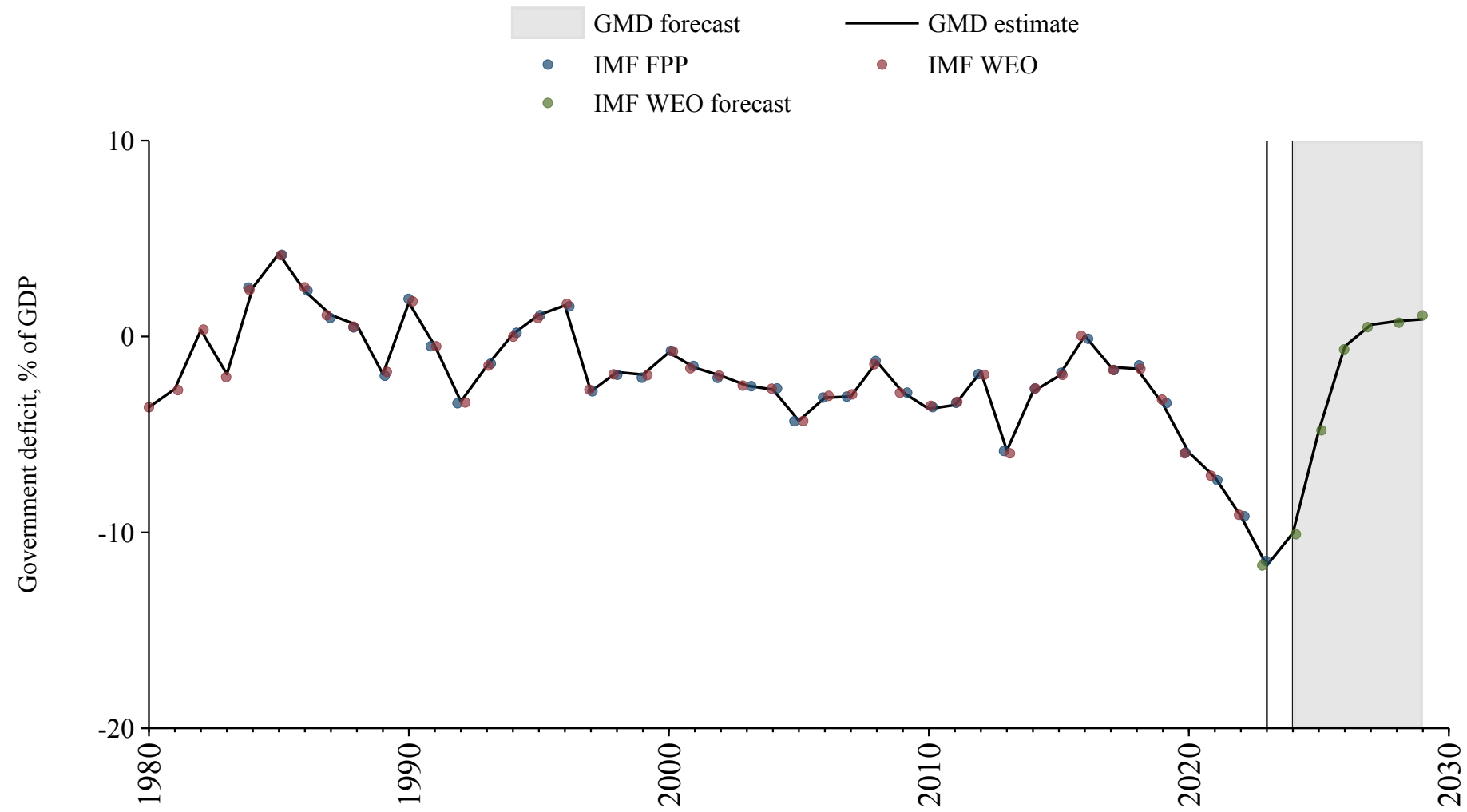
Saint Lucia

Source	Time span	Notes
WEO (2024a)	1985 - 2022	Baseline source, overlaps with base year 2018.
Mauro et al. (2015)	2023 - 2023	Spliced using overlapping data in 2024.
WEO (2024b)	2024 - 2029	Spliced using overlapping data in 2030.



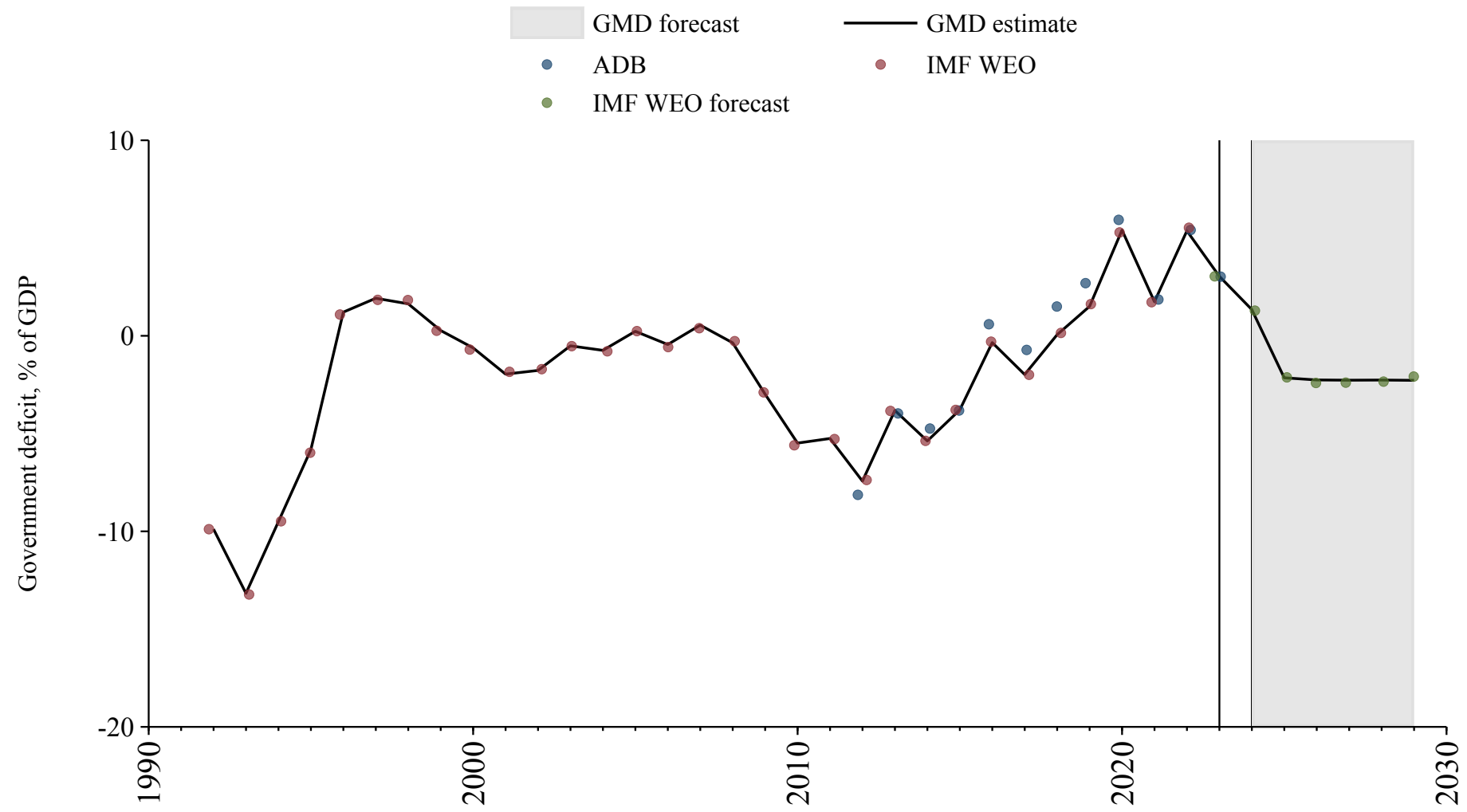
Saint Vincent and the Grenadines

Source	Time span	Notes
WEO (2024a)	1980 - 2022	Baseline source, overlaps with base year 2018.
Mauro et al. (2015)	2023 - 2023	Spliced using overlapping data in 2024.
WEO (2024b)	2024 - 2029	Spliced using overlapping data in 2020.



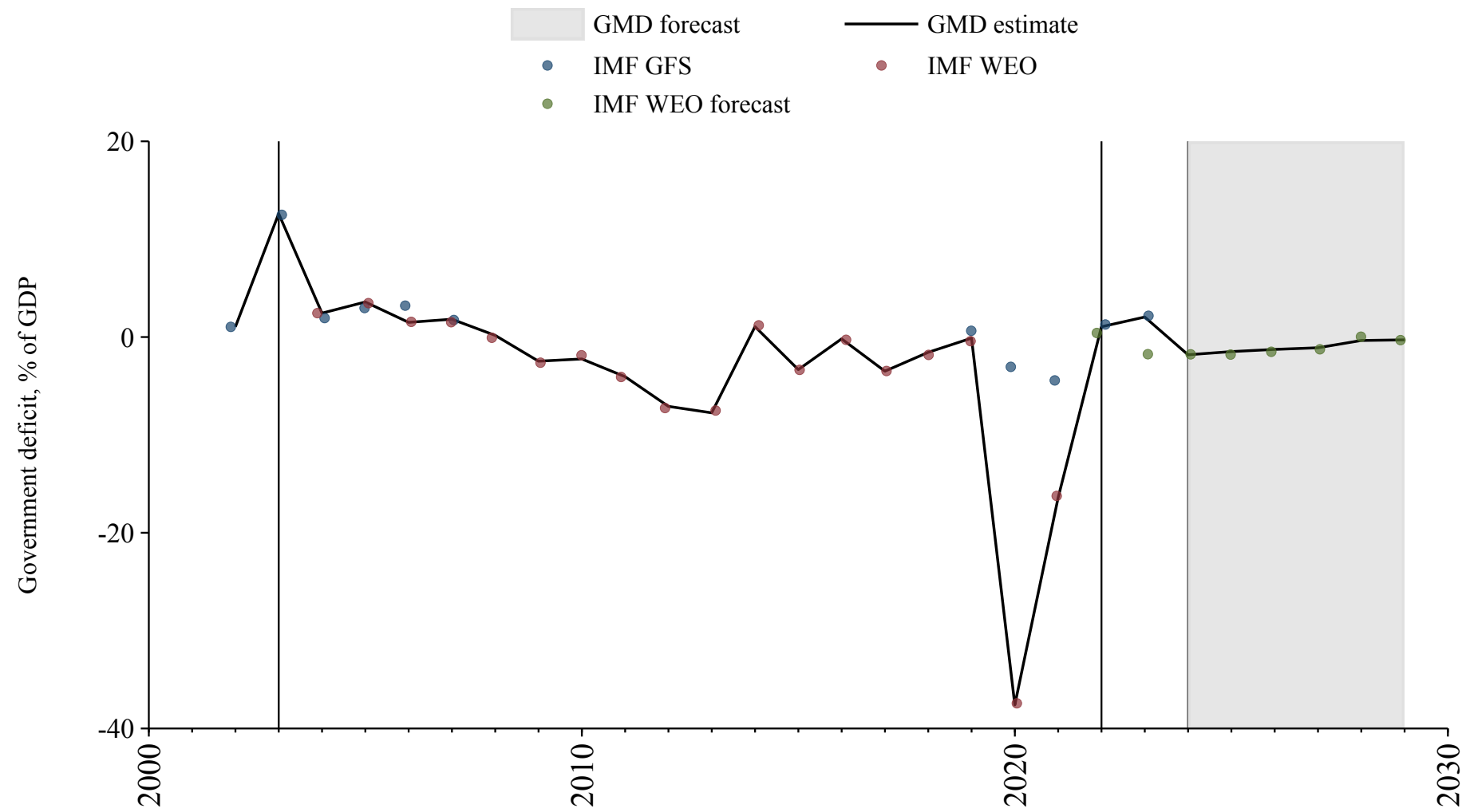
Samoa

Source	Time span	Notes
WEO (2024a)	1992 - 2022	Baseline source, overlaps with base year 2018.
Asian Development Bank (2024)	2023 - 2023	Spliced using overlapping data in 2024.
WEO (2024b)	2024 - 2029	Spliced using overlapping data in 2030.



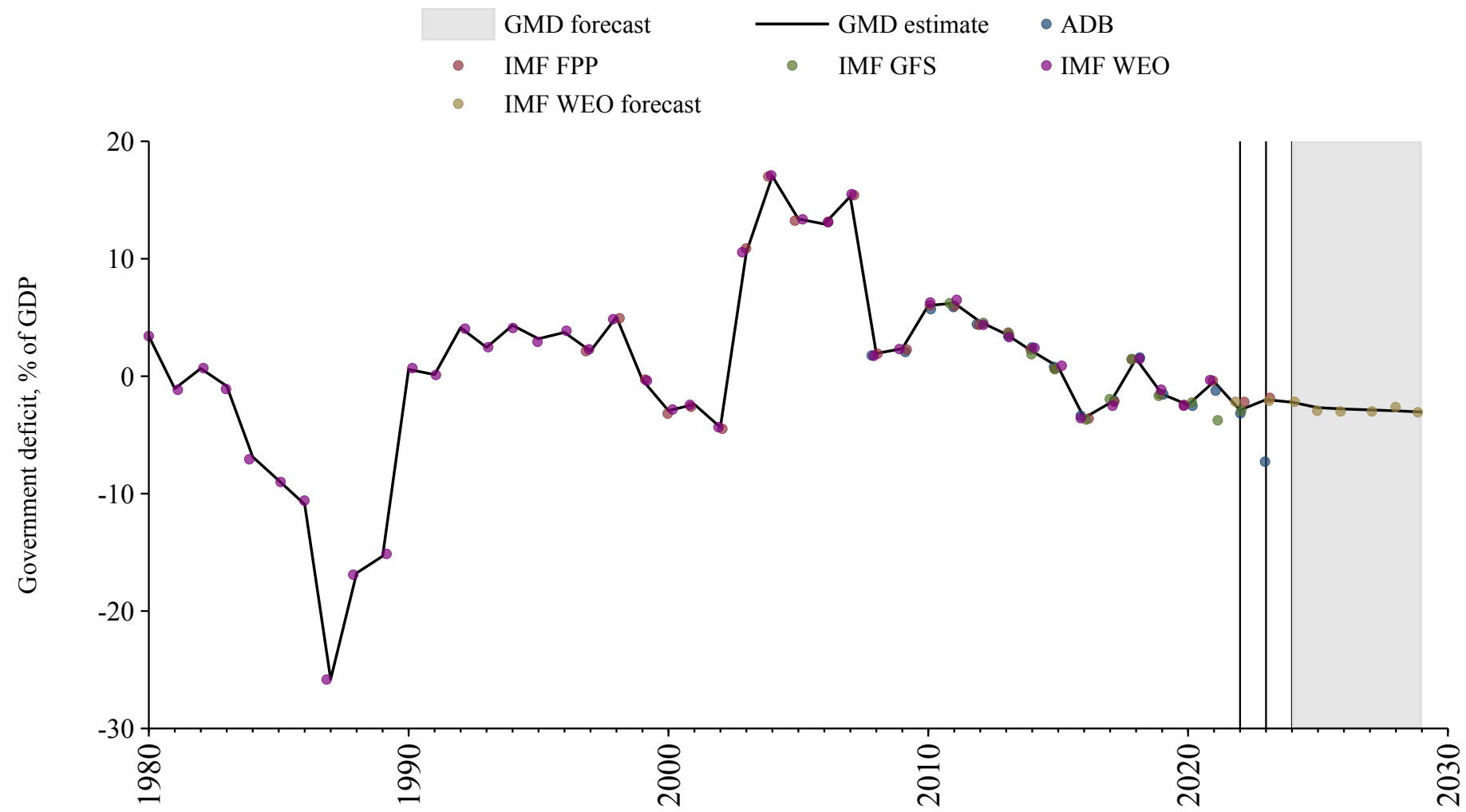
San Marino

Source	Time span	Notes
International Monetary Fund (2024)	2002 - 2003	Spliced using overlapping data in 2004.
WEO (2024a)	2004 - 2021	Baseline source, overlaps with base year 2018.
International Monetary Fund (2024)	2022 - 2023	Spliced using overlapping data in 2024.
WEO (2024b)	2024 - 2029	Spliced using overlapping data in 2030.



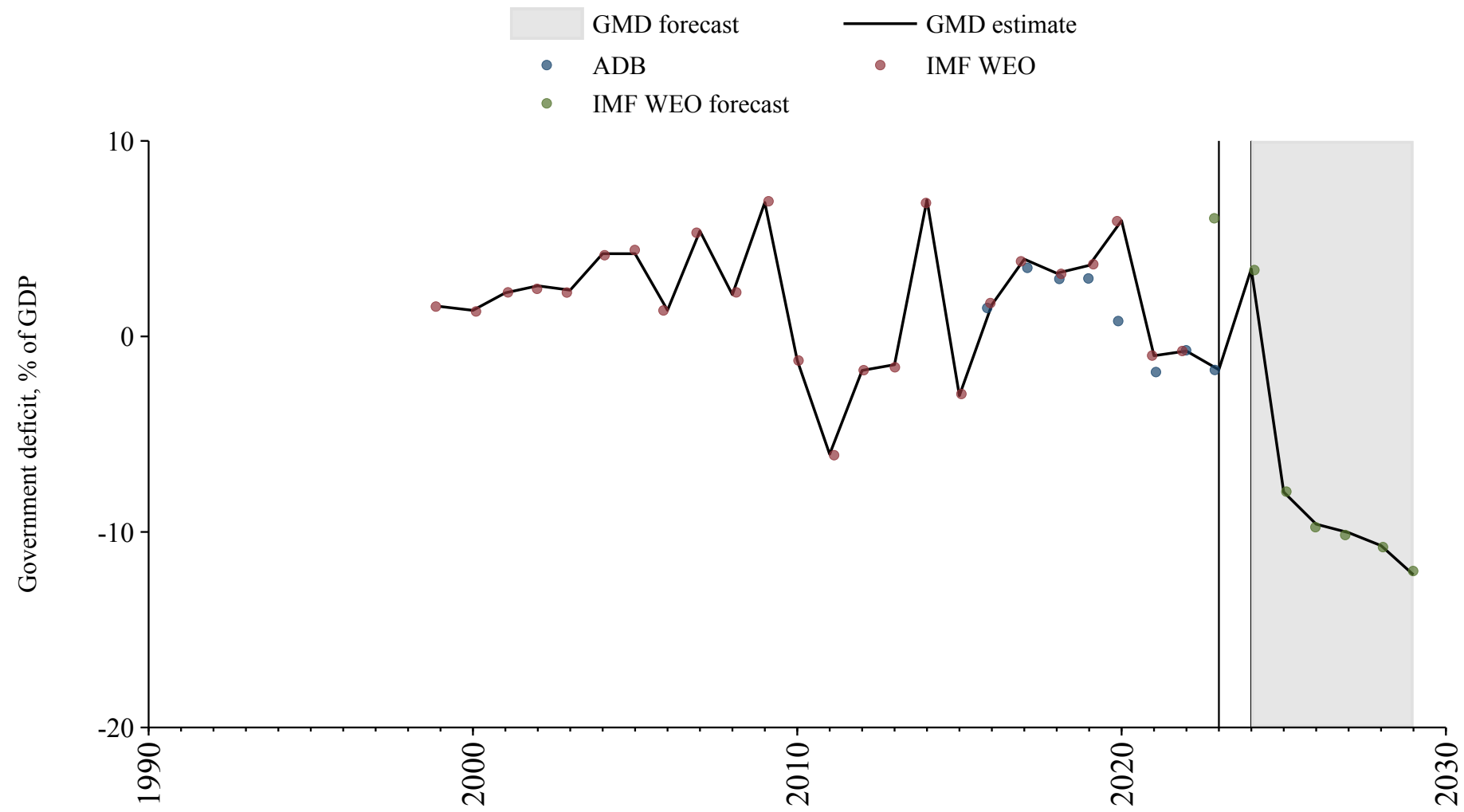
Solomon Islands

Source	Time span	Notes
WEO (2024a)	1980 - 2021	Baseline source, overlaps with base year 2018.
International Monetary Fund (2024)	2022 - 2022	Spliced using overlapping data in 2023.
Mauro et al. (2015)	2023 - 2023	Spliced using overlapping data in 2024.
WEO (2024b)	2024 - 2029	Spliced using overlapping data in 2030.



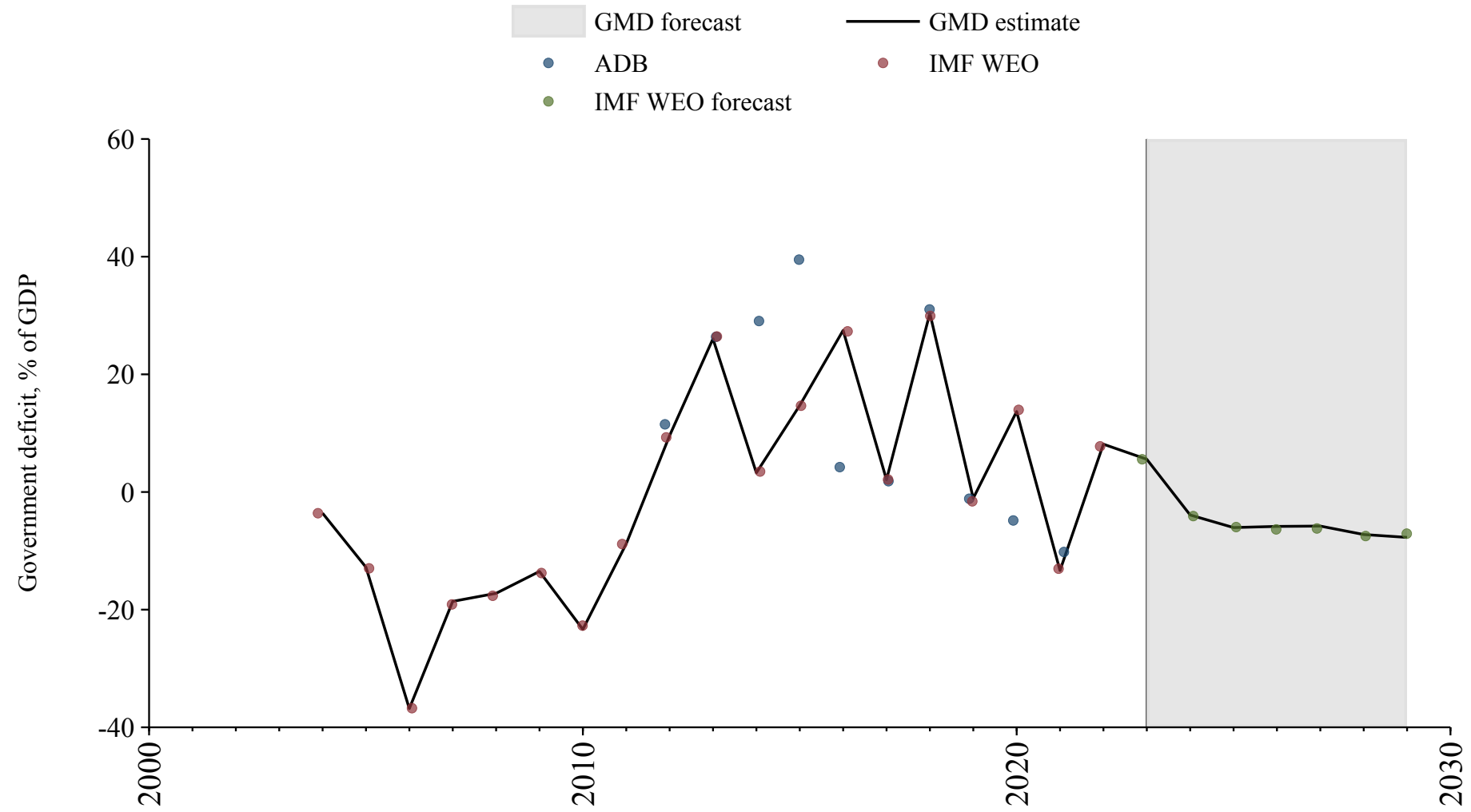
Tonga

Source	Time span	Notes
WEO (2024a)	1999 - 2022	Baseline source, overlaps with base year 2018.
Asian Development Bank (2024)	2023 - 2023	Spliced using overlapping data in 2024.
WEO (2024b)	2024 - 2029	Spliced using overlapping data in 2030.



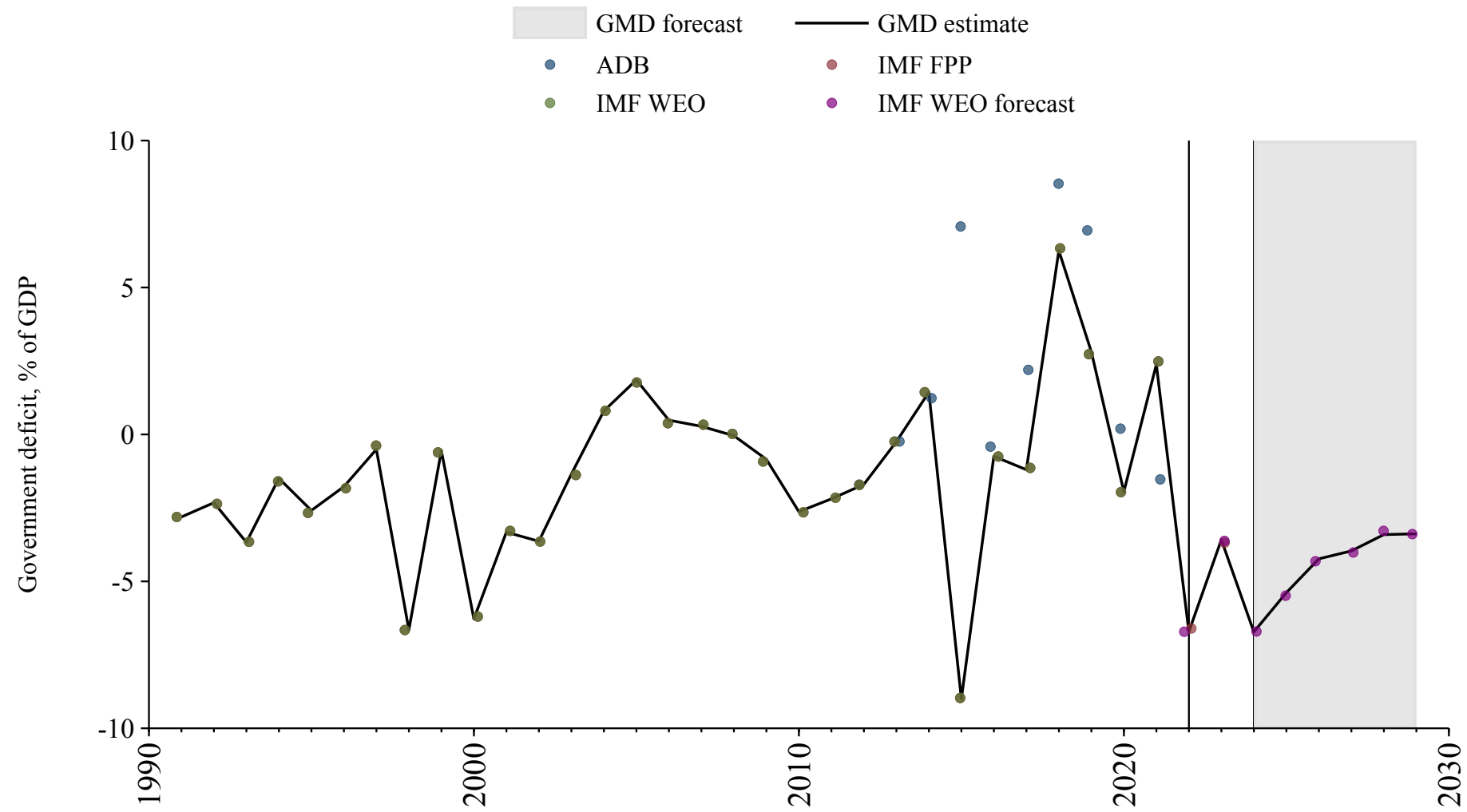
Tuvalu

Source	Time span	Notes
WEO (2024a)	2004 - 2022	Baseline source, overlaps with base year 2018.
WEO (2024b)	2023 - 2029	Spliced using overlapping data in 2030.



Vanuatu

Source	Time span	Notes
WEO (2024a)	1991 - 2021	Baseline source, overlaps with base year 2018.
Mauro et al. (2015)	2022 - 2023	Spliced using overlapping data in 2024.
WEO (2024b)	2024 - 2029	Spliced using overlapping data in 2030.



References

References

Arab Monetary Fund. Arab Economic Database, 2024. URL <https://www.amf.org.ae/ar>. Accessed: 2024-07-10.

Asian Development Bank. Key Indicators Database (KIDB), 2024. URL <https://kidb.adb.org>.

African Development Bank. AfdB socio economic database, 2024. Accessed: 2024-07-20.

Banque centrale des États de l'Afrique de l'Ouest. Banque centrale des États de l'Afrique de l'Ouest, 2024. URL <https://www.bceao.int/>. Accessed: 2024-07-15.

Banque de France. Statistics on zone franc member countries, 2024.

European Commission. Eurostat data explorer, 2024. URL https://ec.europa.eu/eurostat/databrowser/explore/all/all_themes. Accessed: 2024-04-23.

Federal Reserve Bank of St. Louis. Federal Reserve Economic Data, 2024. URL <https://fred.stlouisfed.org/>. Accessed: 2024-05-13.

Marc Flandreau and Frédéric Zumer. *The Making of Global Finance 1880-1913*. 2009. doi: <https://doi.org/10.1787/9789264015364-en>. URL <https://www.oecd-ilibrary.org/content/publication/9789264015364-en>. Accessed: 2024-06-24.

Statistics Iceland. *Hagskinna Icelandic Historical Statistics from the 17th Century to 1990*. Hagstofa Íslands, Reykjavík, 1997. URL <https://baekur.is/bok/8f318e69-dc49-4a9f-a8ec-805b2352bad0>. Accessed: 2024-07-08.

International Monetary Fund. Government finance statistics, 2024. URL <https://data.imf.org/?sk=a0867067-d23c-4ebc-ad23-d3b015045405>.

Paolo Mauro, Rafael Romeu, Ariel Binder, and Asad Zaman. A modern history of fiscal prudence and profligacy. *Journal of Monetary Economics*, 76(C):55–70, 2015. doi: 10.1016/j.jmoneco.2015.07. URL <https://ideas.repec.org/a/eee/moneco/v76y2015icp55-70.html>.

Brian Mitchell. *International Historical Statistics*. International Historical Statistics. Palgrave Macmillan London, 1 edition, 2013. ISBN 978-1-137-30568-8. doi: 10.1057/978-1-137-30568-8. URL <https://doi.org/10.1057/978-1-137-30568-8>.

OECD Economic Outlook. Oecd economic outlook data, 2024. URL <https://www.oecd.org/en/topics/sub-issues/economic-outlook.html>. Accessed on 2024-06-05.

South African Reserve Bank. Statistics, 2024. URL <https://www.resbank.co.za/en/home/what-we-do/statistics>. Accessed: 2024-01-07.

R Thomas and N Dimsdale. A millennium of uk data, 2017. URL <https://www.bankofengland.co.uk/statistics/research-datasets>. Accessed: 2024-06-18.

Wray Vamplew. *Australians: Historical Statistics*, volume 10. Fairfax, Syme & Weldon Associates, Broadway, N.S.W., Australia, 1987.

WEO. World economic outlook database, 2024a. URL <https://www.imf.org/en/Publications/WEO>. Accessed: 2024-08-05.

WEO. World economic outlook database, 2024b. URL <https://www.imf.org/en/Publications/WEO>. Accessed: 2024-08-05.