

Government Expenditure to GDP

August 23, 2025

Contents

Afghanistan	4
Albania	5
Algeria	6
Angola	7
Argentina	8
Armenia	9
Australia	10
Austria	11
Azerbaijan	12
Bahamas	13
Bahrain	14
Bangladesh	15
Barbados	16
Belarus	17
Belgium	18
Belize	19
Benin	20
Bhutan	21
Bolivia	22
Bosnia and Herzegovina	23
Botswana	24
Brazil	25
Brunei	26
Bulgaria	27
Burkina Faso	28
Burundi	29

Cambodia	30
Cameroon	31
Canada	32
Cape Verde	33
Central African Republic	34
Chad	35
Chile	36
China	37
Colombia	38
Costa Rica	39
Croatia	40
Cuba	41
Cyprus	42
Czech Republic	43
Democratic Republic of the Congo	44
Denmark	45
Djibouti	46
Dominica	47
Dominican Republic	48
Ecuador	49
Egypt	50
El Salvador	51
Equatorial Guinea	52
Eritrea	53
Estonia	54
Eswatini	55
Ethiopia	56

Fiji	57
Finland	58
France	59
Gabon	60
Gambia	61
Georgia	62
German Democratic Republic	63
Germany	64
Ghana	65
Greece	66
Grenada	67
Guatemala	68
Guinea	69
Guinea-Bissau	70
Guyana	71
Haiti	72
Honduras	73
Hong Kong	74
Hungary	75
Iceland	76
India	77
Indonesia	78
Iran	79
Iraq	80
Ireland	81
Israel	82
Italy	83

Ivory Coast	84
Jamaica	85
Japan	86
Jordan	87
Kazakhstan	88
Kenya	89
Kuwait	90
Kyrgyzstan	91
Laos	92
Latvia	93
Lebanon	94
Lesotho	95
Liberia	96
Libya	97
Lithuania	98
Luxembourg	99
Macedonia	100
Madagascar	101
Malawi	102
Malaysia	103
Maldives	104
Mali	105
Malta	106
Mauritania	107
Mauritius	108
Mexico	109
Moldova	110

Mongolia	111
Montenegro	112
Morocco	113
Mozambique	114
Myanmar	115
Namibia	116
Nepal	117
Netherlands	118
New Zealand	119
Nicaragua	120
Niger	121
Nigeria	122
Norway	123
Oman	124
Pakistan	125
Palestine	126
Panama	127
Papua New Guinea	128
Paraguay	129
Peru	130
Philippines	131
Poland	132
Portugal	133
Puerto Rico	134
Qatar	135
Republic of the Congo	136
Romania	137

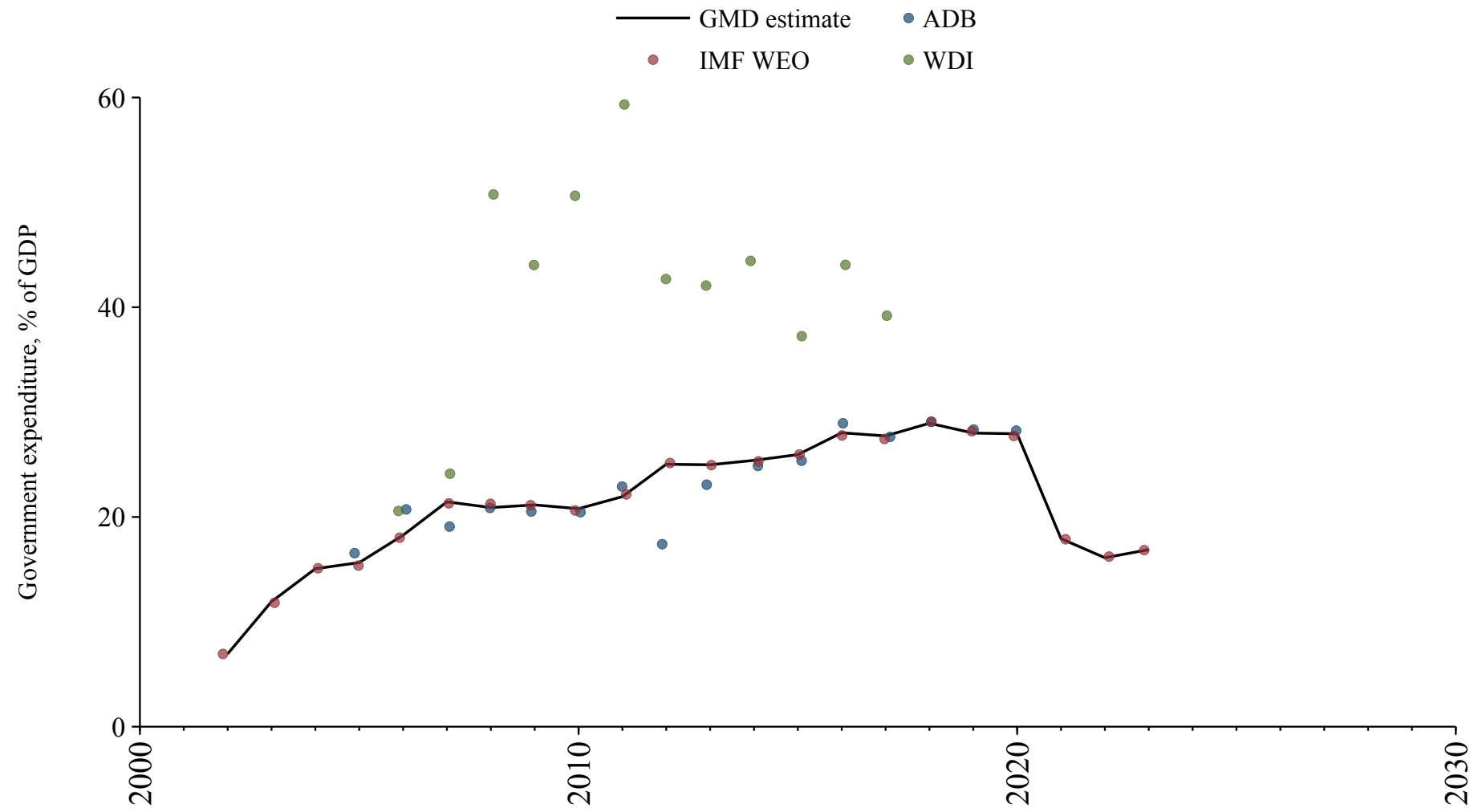
Russian Federation	138
Rwanda	139
Sao Tome and Principe	140
Saudi Arabia	141
Senegal	142
Serbia	143
Seychelles	144
Sierra Leone	145
Singapore	146
Slovakia	147
Slovenia	148
Somalia	149
South Africa	150
South Korea	151
South Sudan	152
Spain	153
Sri Lanka	154
Sudan	155
Suriname	156
Sweden	157
Switzerland	158
Syria	159
Taiwan	160
Tajikistan	161
Tanzania	162
Thailand	163
Timor-Leste	164

Togo	165
Trinidad and Tobago	166
Tunisia	167
Turkey	168
Turkmenistan	169
Uganda	170
Ukraine	171
United Arab Emirates	172
United Kingdom	173
United States	174
Uruguay	175
Uzbekistan	176
Venezuela	177
Vietnam	178
Yemen	179
Zambia	180
Zimbabwe	181
Andorra	182
Antigua and Barbuda	183
Aruba	184
Comoros	185
Cook Islands	186
Kiribati	187
Kosovo	188
Macau	189
Marshall Islands	190
Micronesia (Federated States of)	191

Nauru	192
Palau	193
Saint Kitts and Nevis	194
Saint Lucia	195
Saint Vincent and the Grenadines	196
Samoa	197
San Marino	198
Solomon Islands	199
Tonga	200
Tuvalu	201
Vanuatu	202
References	203

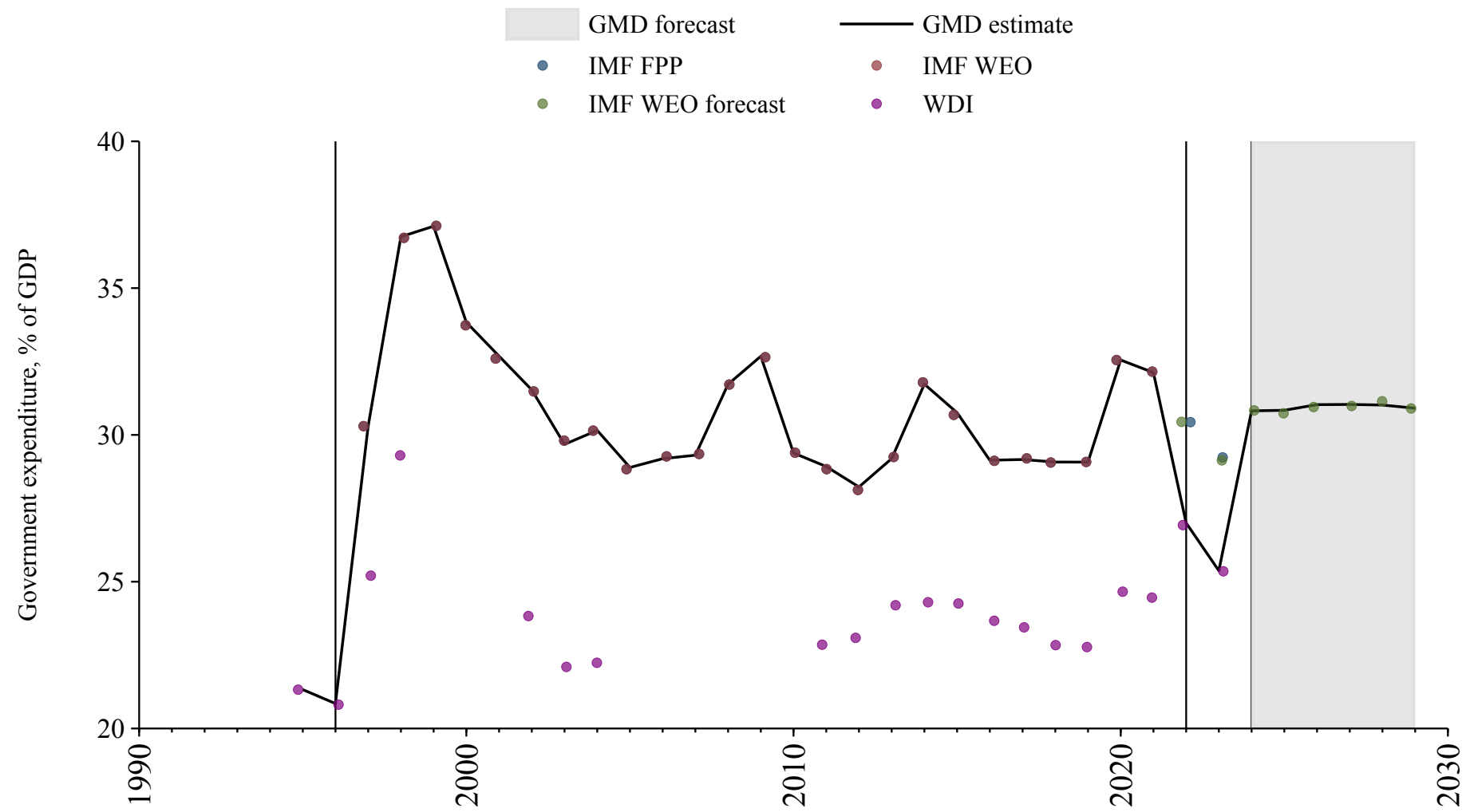
Afghanistan

Source	Time span	Notes
WEO (2024a)	2002 - 2023	Baseline source, overlaps with base year 2018.



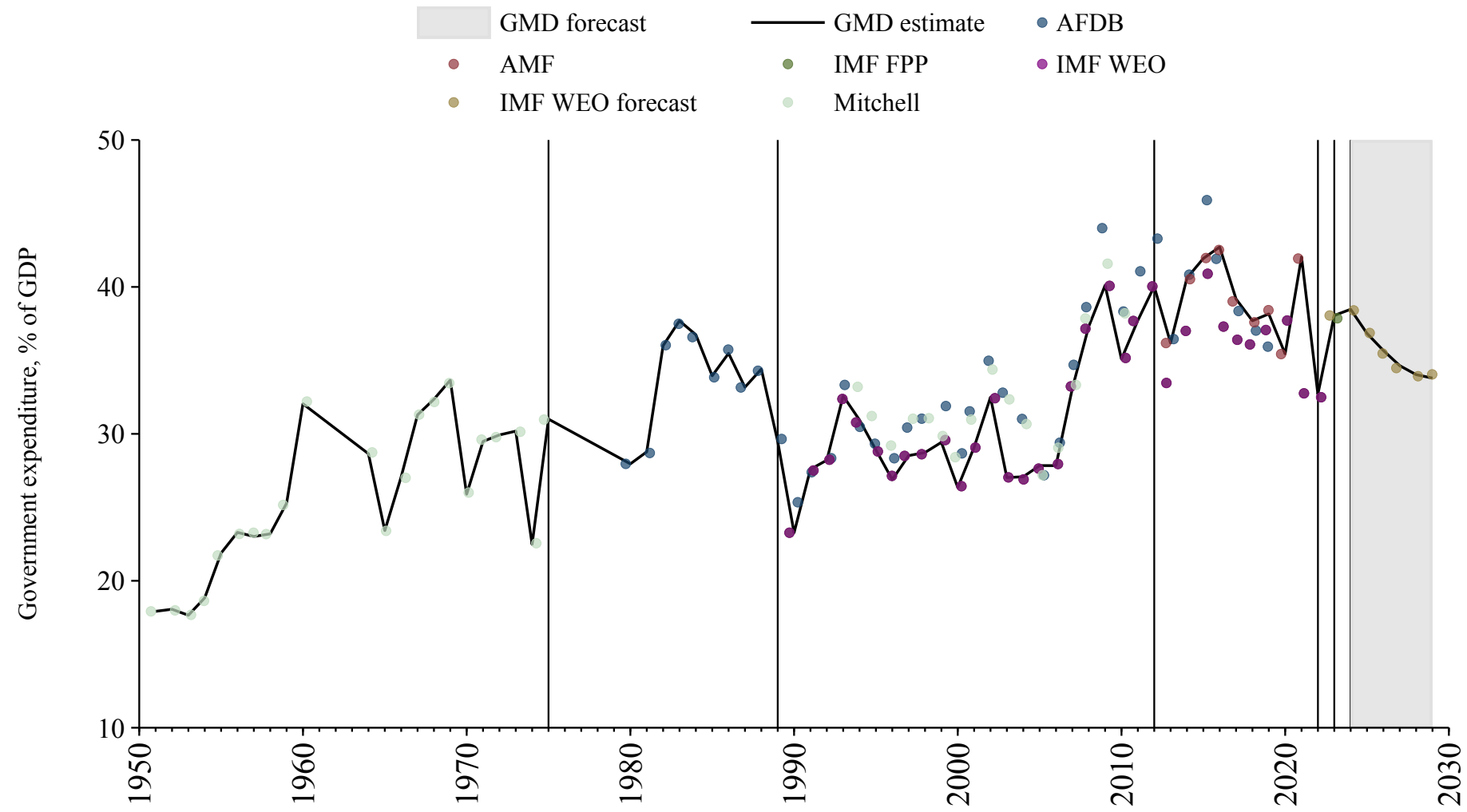
Albania

Source	Time span	Notes
World Bank (2024)	1995 - 1996	Spliced using overlapping data in 1997.
WEO (2024a)	1997 - 2021	Baseline source, overlaps with base year 2018.
World Bank (2024)	2022 - 2023	Spliced using overlapping data in 2024.
WEO (2024b)	2024 - 2029	Spliced using overlapping data in 2030.



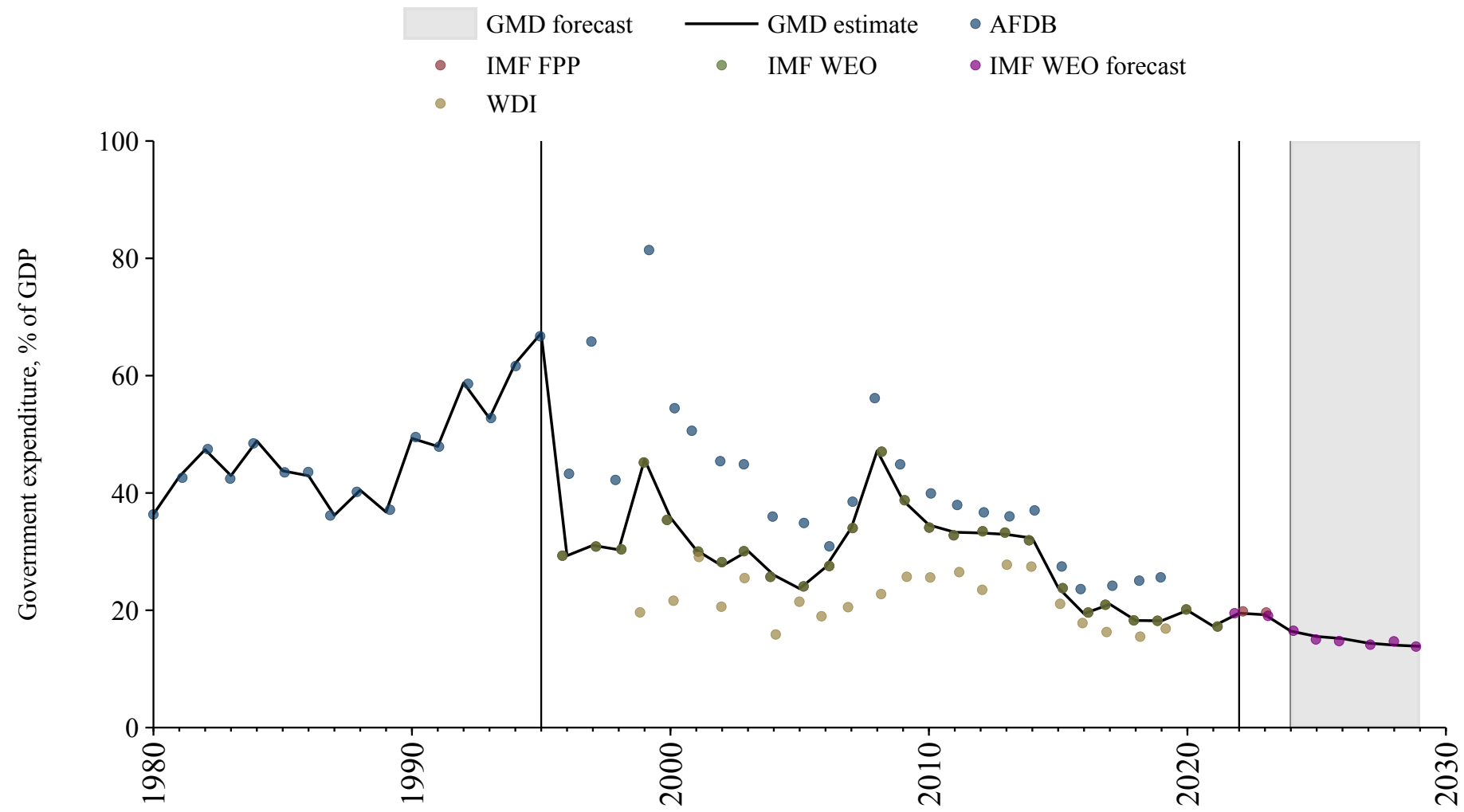
Algeria

Source	Time span	Notes
Mitchell (2013)	1951 - 1975	Spliced using overlapping data in 1976.
Bank (2024)	1976 - 1989	Spliced using overlapping data in 1990.
WEO (2024a)	1990 - 2012	Spliced using overlapping data in 2013.
Arab Monetary Fund (2024)	2013 - 2021	Baseline source, overlaps with base year 2018.
WEO (2024a)	2022 - 2022	Spliced using overlapping data in 2023.
Mauro et al. (2015)	2023 - 2023	Spliced using overlapping data in 2024.
WEO (2024b)	2024 - 2029	Spliced using overlapping data in 2030.



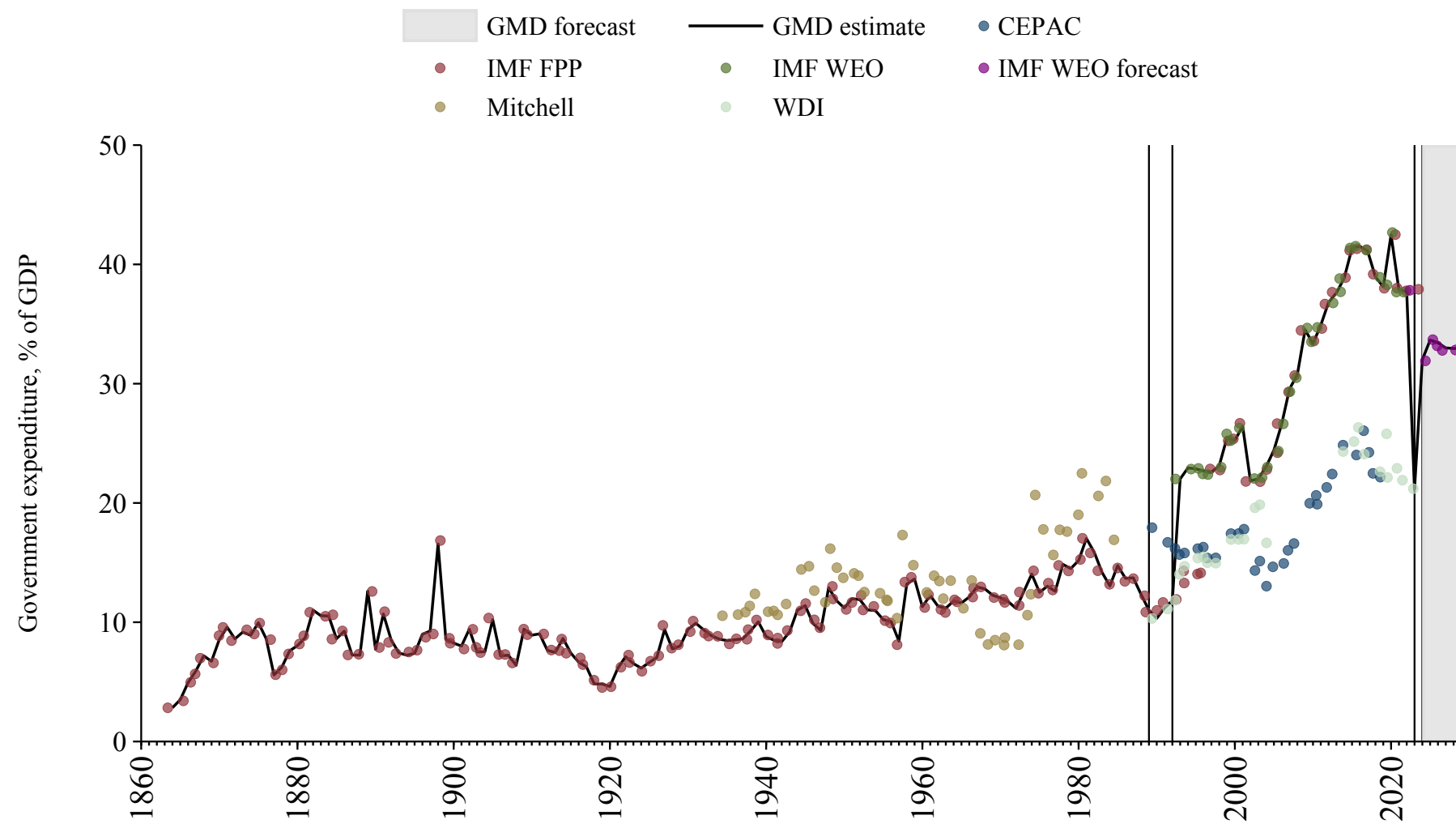
Angola

Source	Time span	Notes
Bank (2024)	1980 - 1995	Spliced using overlapping data in 1996.
WEO (2024a)	1996 - 2021	Baseline source, overlaps with base year 2018.
Mauro et al. (2015)	2022 - 2023	Spliced using overlapping data in 2024.
WEO (2024b)	2024 - 2029	Spliced using overlapping data in 2030.



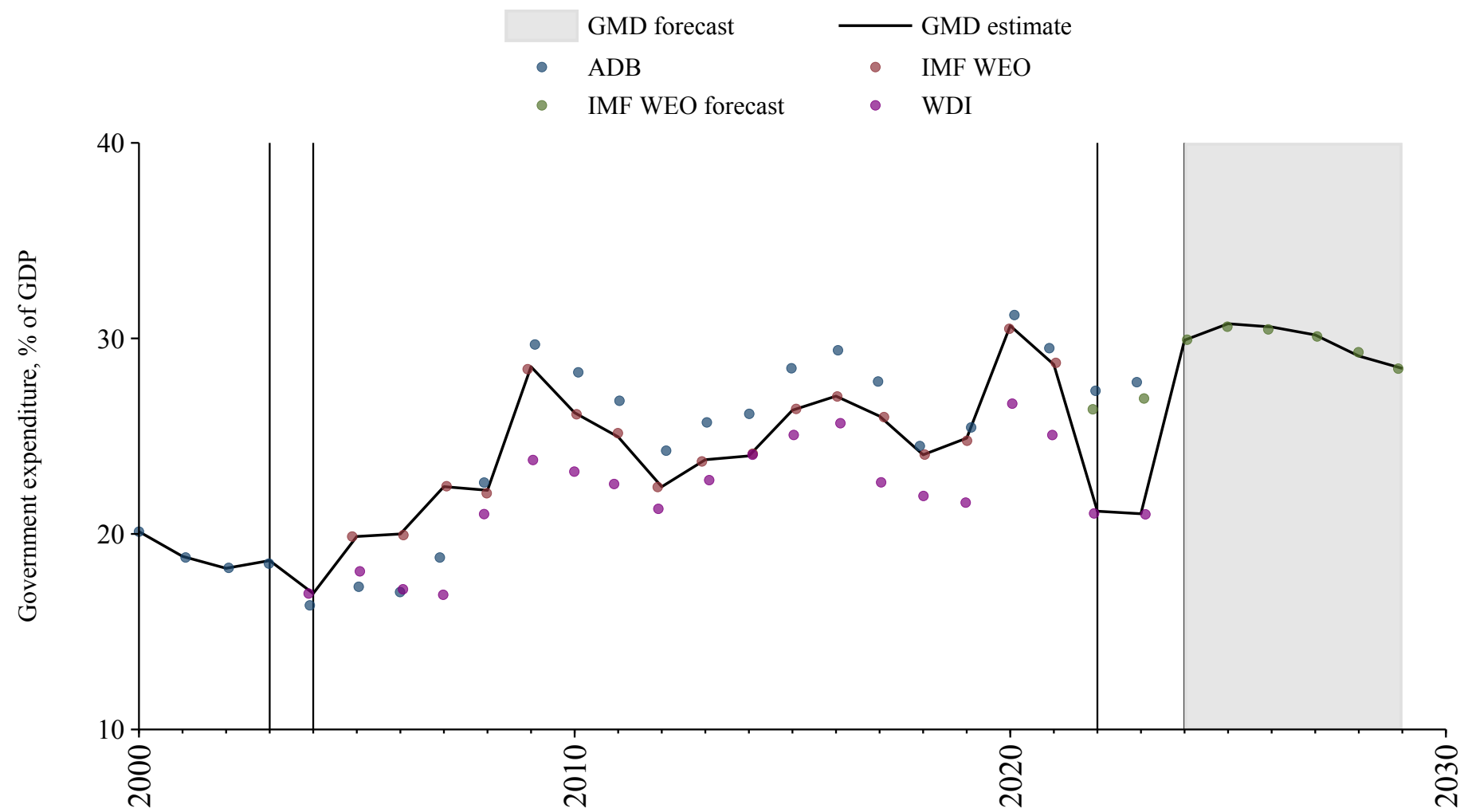
Argentina

Source	Time span	Notes
Mauro et al. (2015)	1864 - 1989	Spliced using overlapping data in 1990.
World Bank (2024)	1990 - 1992	Spliced using overlapping data in 1993.
WEO (2024a)	1993 - 2022	Baseline source, overlaps with base year 2018.
World Bank (2024)	2023 - 2023	Spliced using overlapping data in 2024.
WEO (2024b)	2024 - 2029	Spliced using overlapping data in 2030.



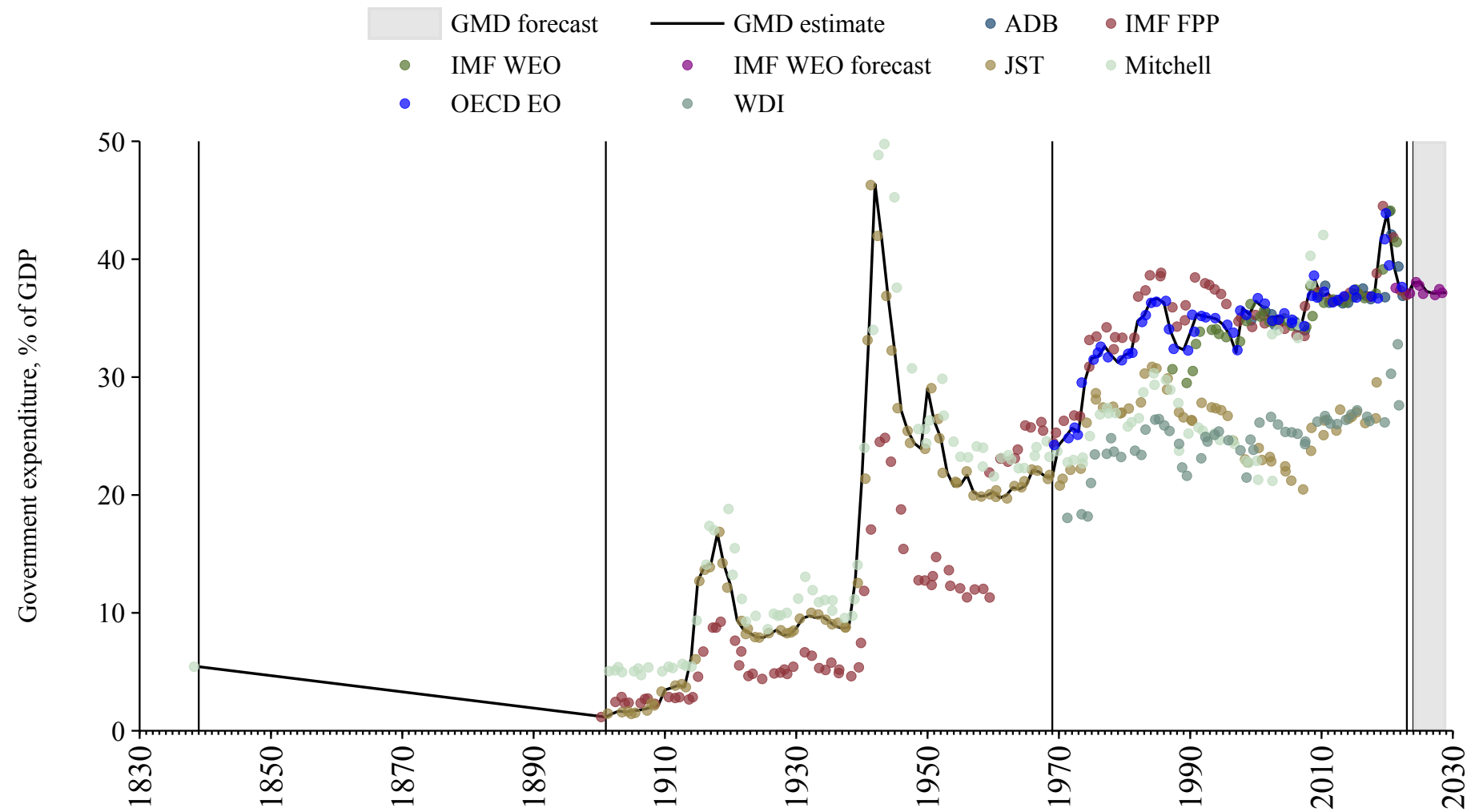
Armenia

Source	Time span	Notes
Asian Development Bank (2024)	2000 - 2003	Spliced using overlapping data in 2004.
World Bank (2024)	2004 - 2004	Spliced using overlapping data in 2005.
WEO (2024a)	2005 - 2021	Baseline source, overlaps with base year 2018.
World Bank (2024)	2022 - 2023	Spliced using overlapping data in 2024.
WEO (2024b)	2024 - 2029	Spliced using overlapping data in 2030.



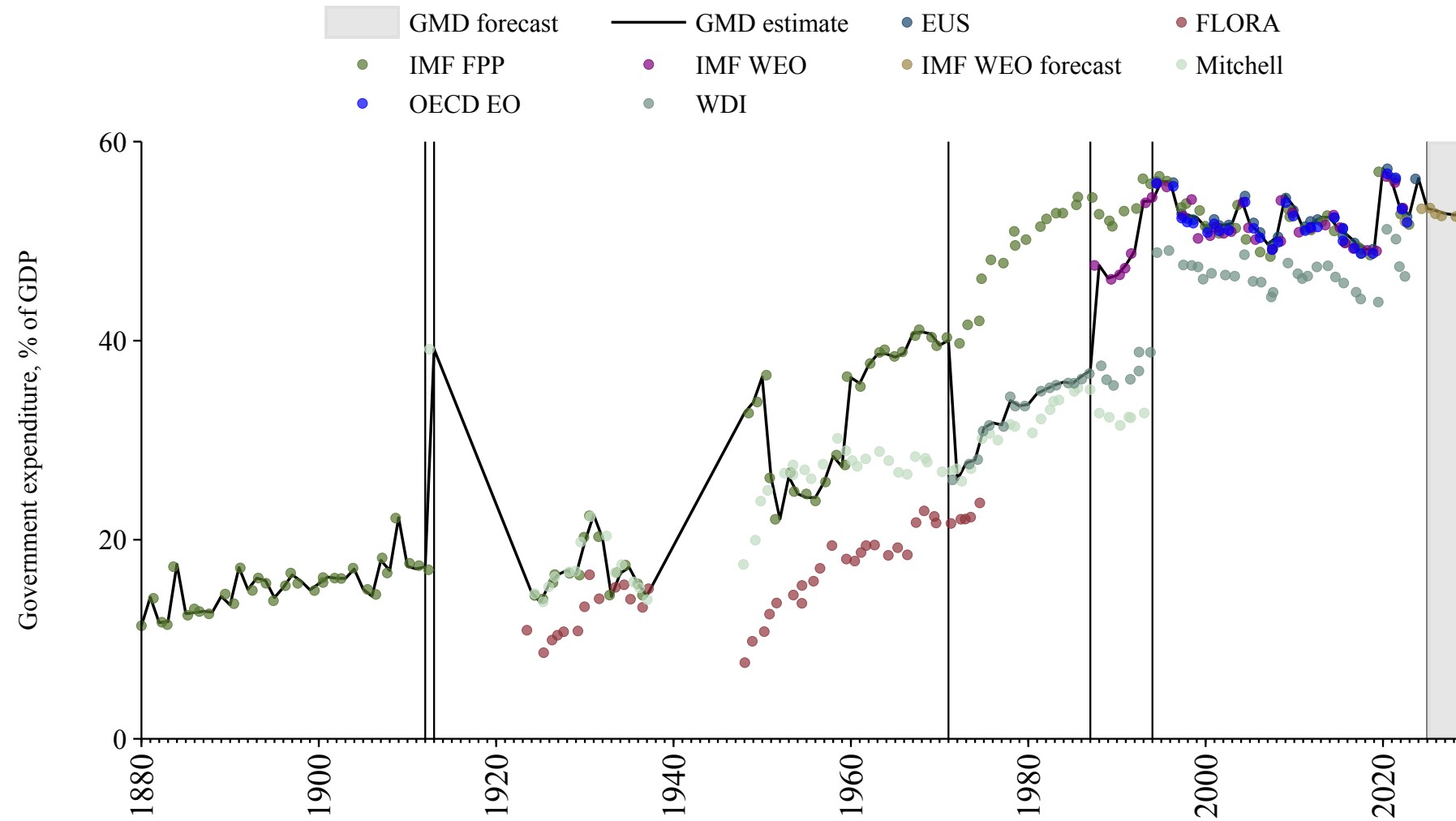
Australia

Source	Time span	Notes
Mitchell (2013)	1839 - 1839	Spliced using overlapping data in 1840.
Mauro et al. (2015)	1840 - 1901	Spliced using overlapping data in 1902.
Jordà et al. (2017)	1902 - 1969	Spliced using overlapping data in 1970.
OECD Economic Outlook (2024)	1970 - 2022	Baseline source, overlaps with base year 2018.
Asian Development Bank (2024)	2023 - 2023	Spliced using overlapping data in 2024.
WEO (2024b)	2024 - 2029	Spliced using overlapping data in 2030.



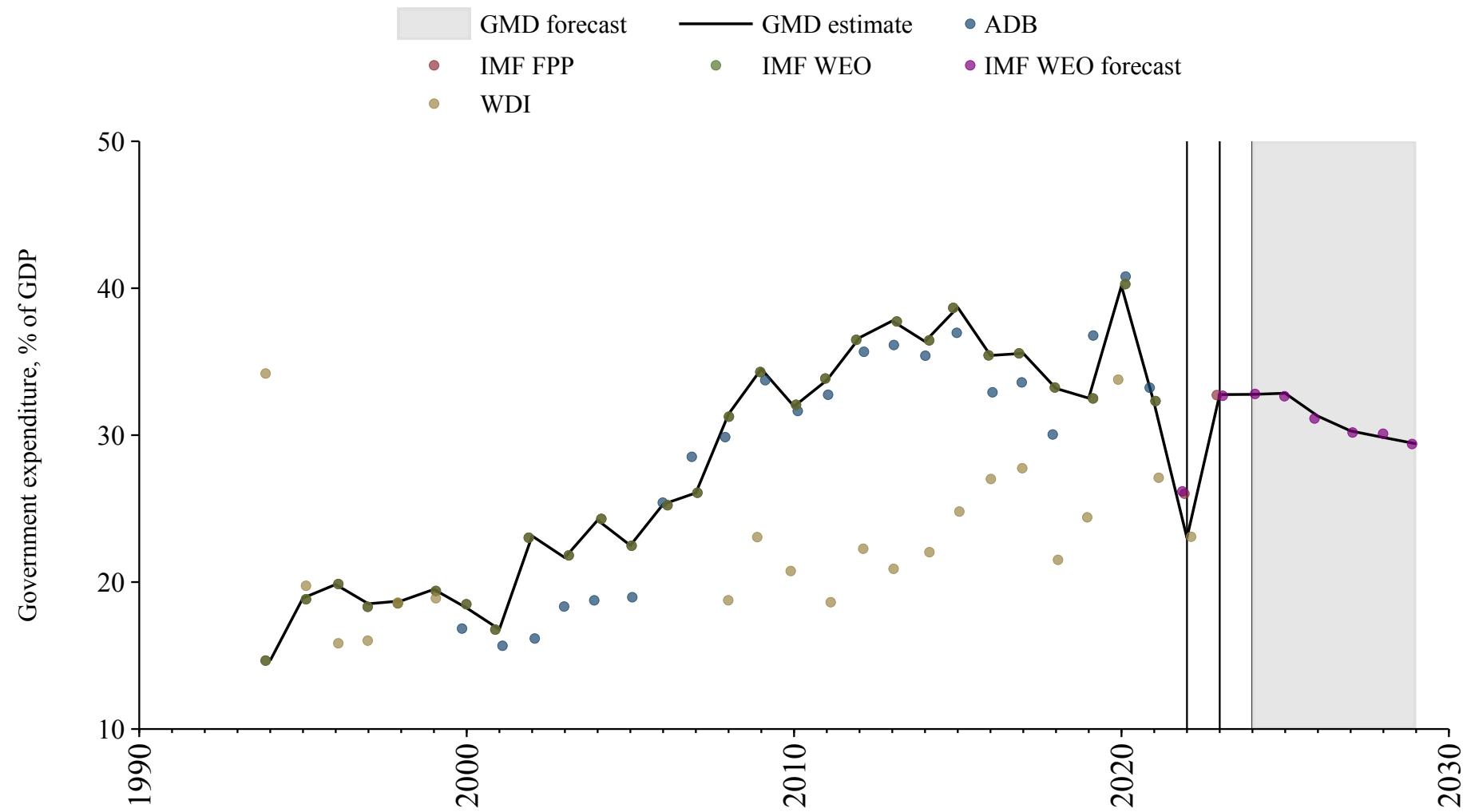
Austria

Source	Time span	Notes
Mauro et al. (2015)	1880 - 1912	Spliced using overlapping data in 1913.
Mitchell (2013)	1913 - 1913	Spliced using overlapping data in 1914.
Mauro et al. (2015)	1914 - 1971	Spliced using overlapping data in 1972.
World Bank (2024)	1972 - 1987	Spliced using overlapping data in 1988.
WEO (2024a)	1988 - 1994	Spliced using overlapping data in 1995.
Commission (2024)	1995 - 2024	Baseline source, overlaps with base year 2018.
WEO (2024b)	2025 - 2029	Spliced using overlapping data in 2030.



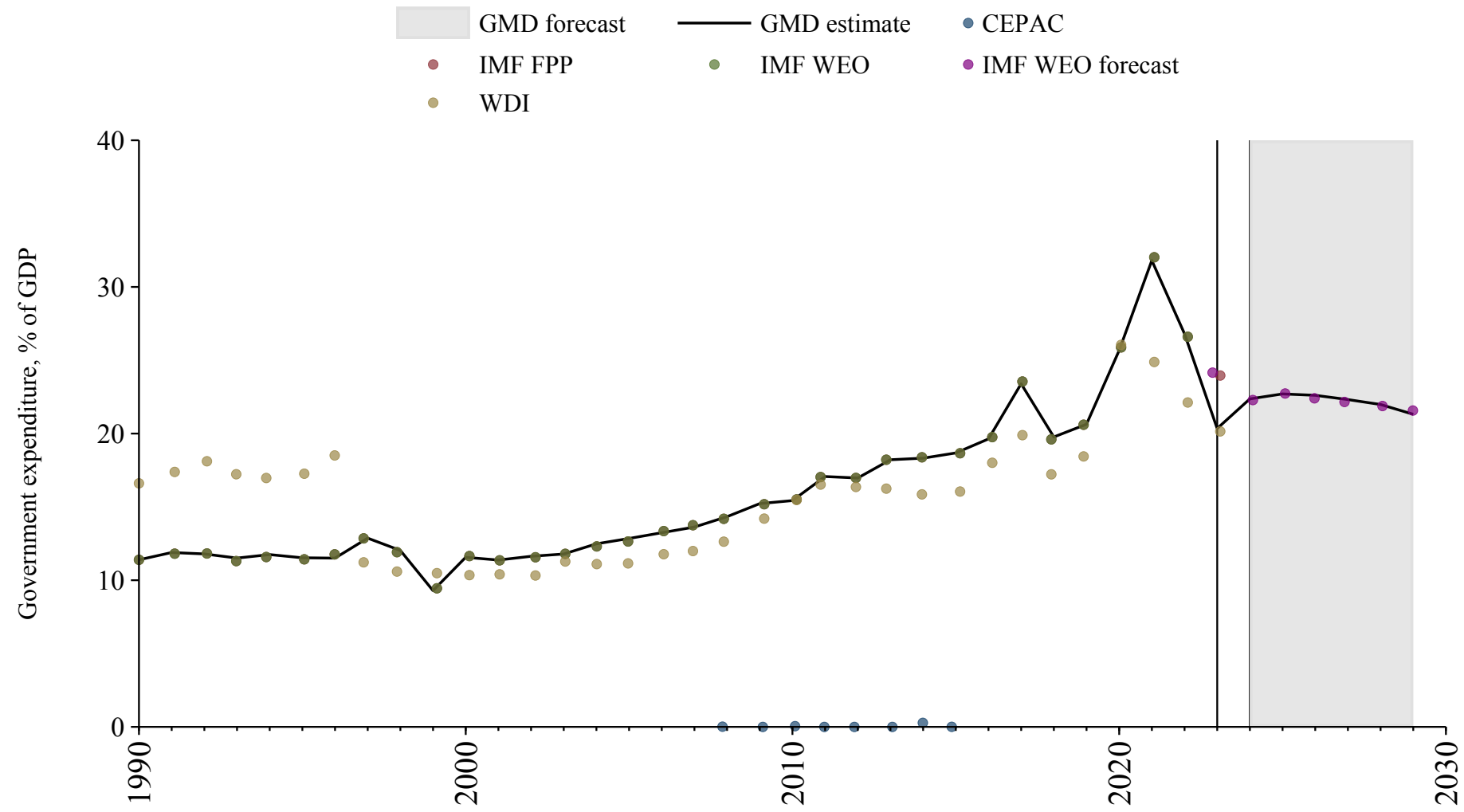
Azerbaijan

Source	Time span	Notes
WEO (2024a)	1994 - 2021	Baseline source, overlaps with base year 2018.
World Bank (2024)	2022 - 2022	Spliced using overlapping data in 2023.
Mauro et al. (2015)	2023 - 2023	Spliced using overlapping data in 2024.
WEO (2024b)	2024 - 2029	Spliced using overlapping data in 2030.



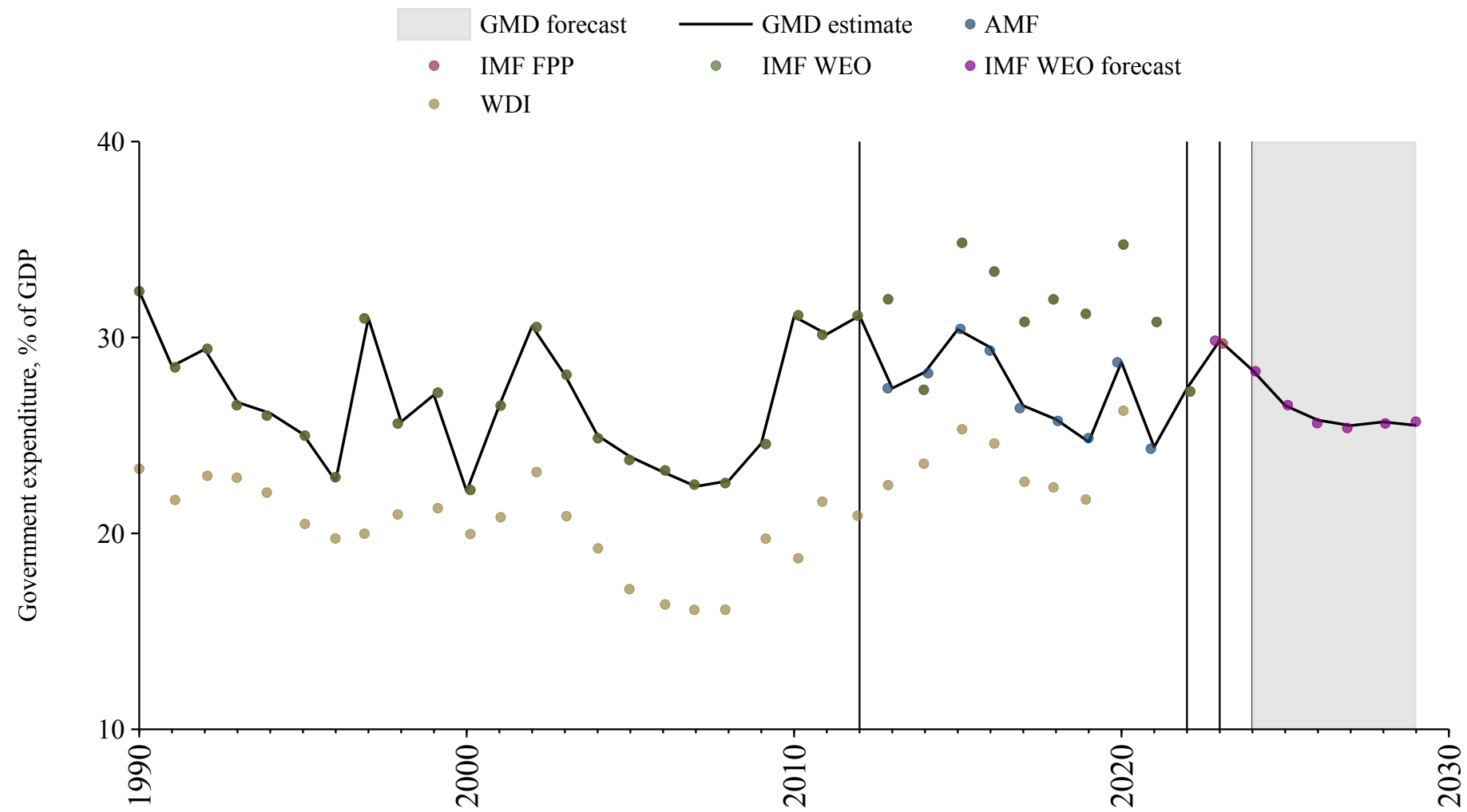
Bahamas

Source	Time span	Notes
WEO (2024a)	1990 - 2022	Baseline source, overlaps with base year 2018.
World Bank (2024)	2023 - 2023	Spliced using overlapping data in 2024.
WEO (2024b)	2024 - 2029	Spliced using overlapping data in 2030.



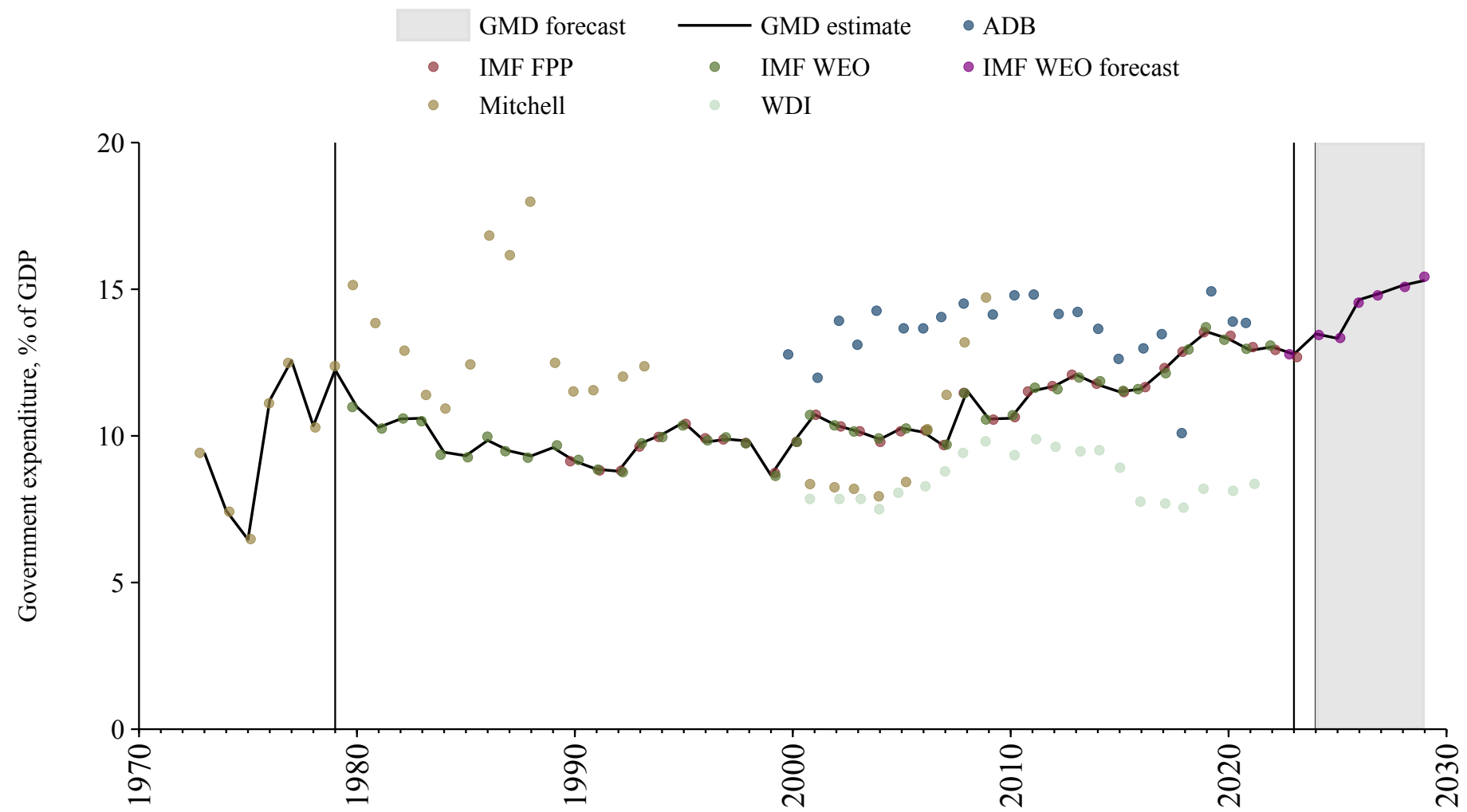
Bahrain

Source	Time span	Notes
WEO (2024a)	1990 - 2012	Spliced using overlapping data in 2013.
Arab Monetary Fund (2024)	2013 - 2021	Baseline source, overlaps with base year 2018.
WEO (2024a)	2022 - 2022	Spliced using overlapping data in 2023.
Mauro et al. (2015)	2023 - 2023	Spliced using overlapping data in 2024.
WEO (2024b)	2024 - 2029	Spliced using overlapping data in 2030.



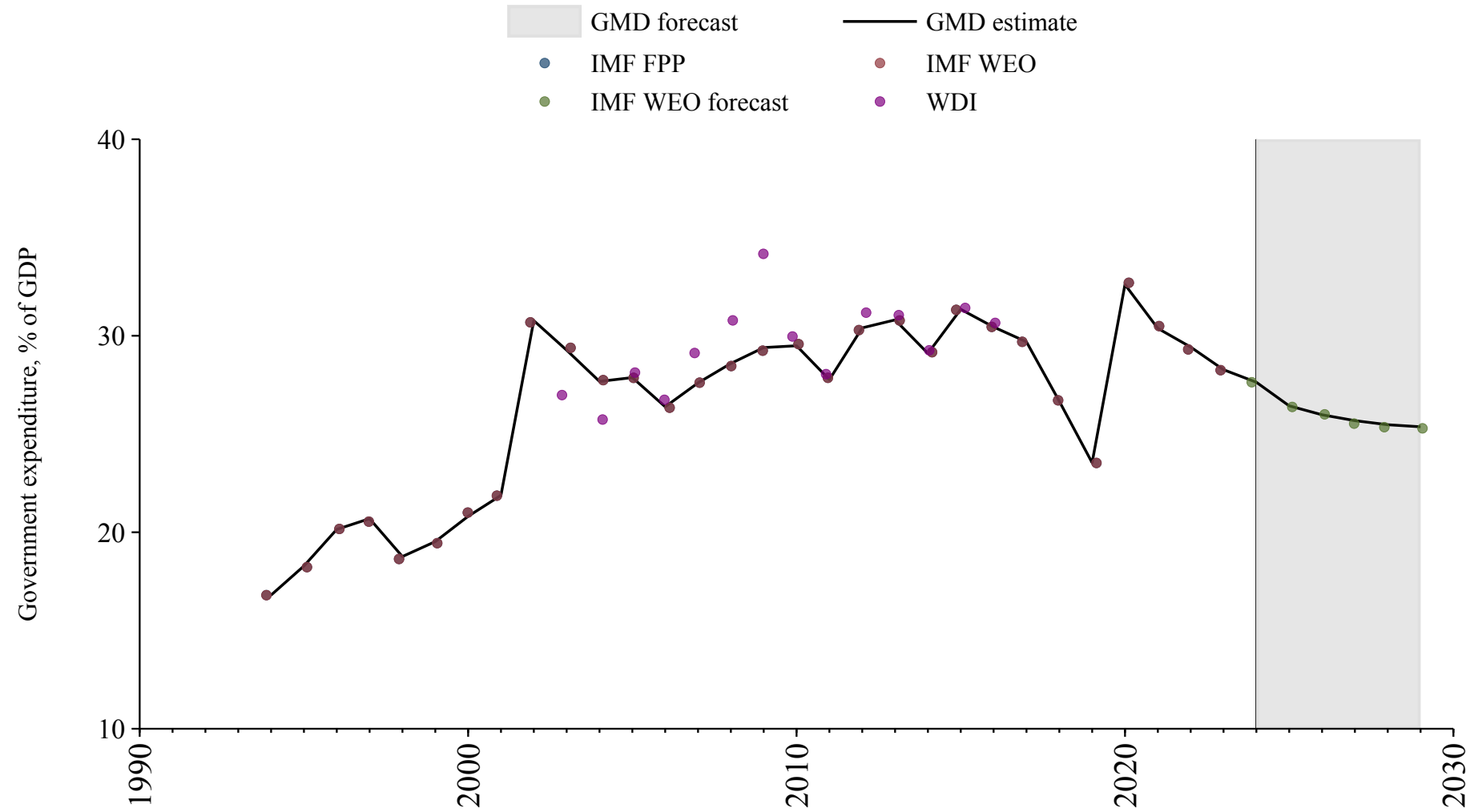
Bangladesh

Source	Time span	Notes
Mitchell (2013)	1973 - 1979	Spliced using overlapping data in 1980.
WEO (2024a)	1980 - 2022	Baseline source, overlaps with base year 2018.
Mauro et al. (2015)	2023 - 2023	Spliced using overlapping data in 2024.
WEO (2024b)	2024 - 2029	Spliced using overlapping data in 2030.



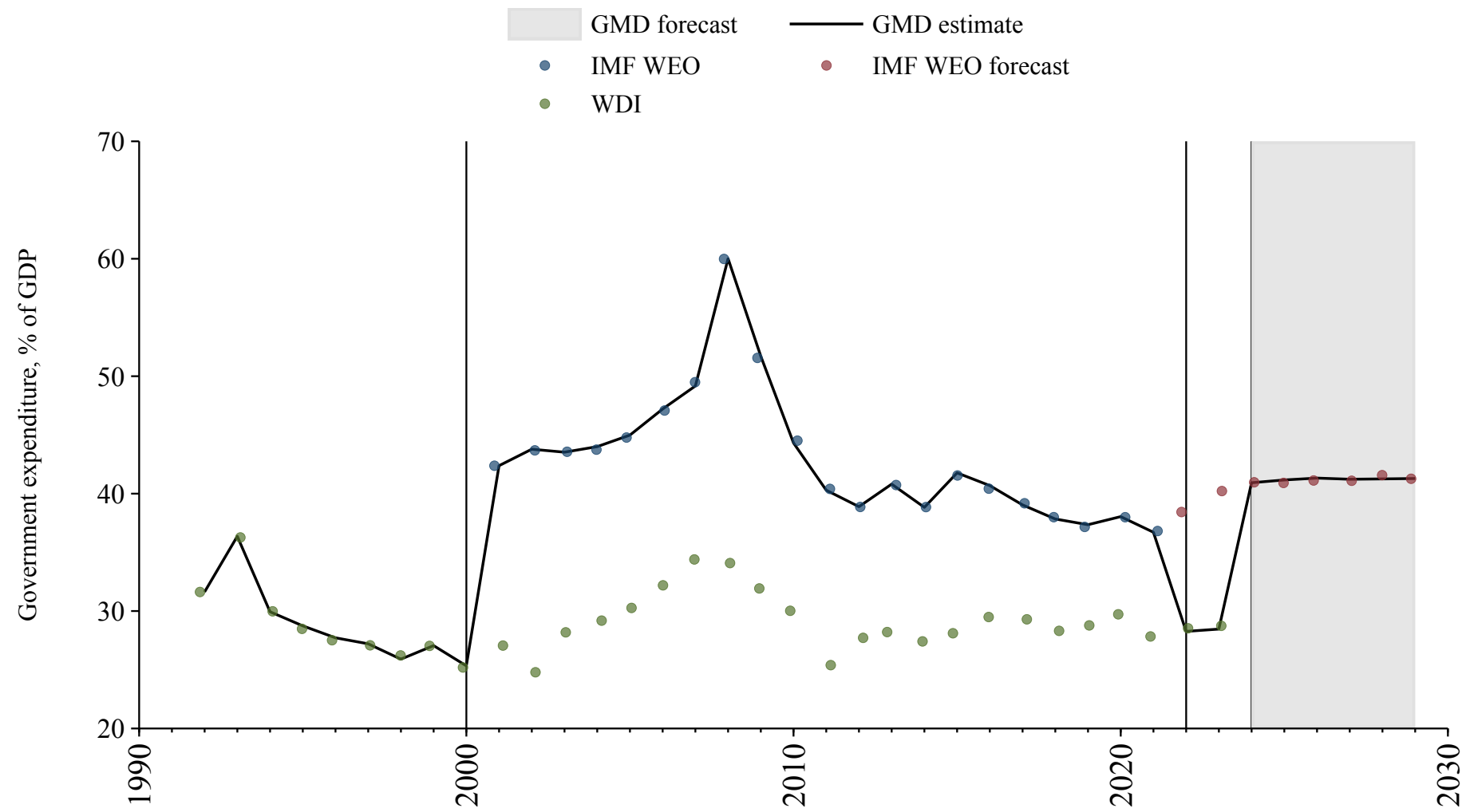
Barbados

Source	Time span	Notes
WEO (2024a)	1994 - 2023	Baseline source, overlaps with base year 2018.
WEO (2024b)	2024 - 2029	Spliced using overlapping data in 2030.



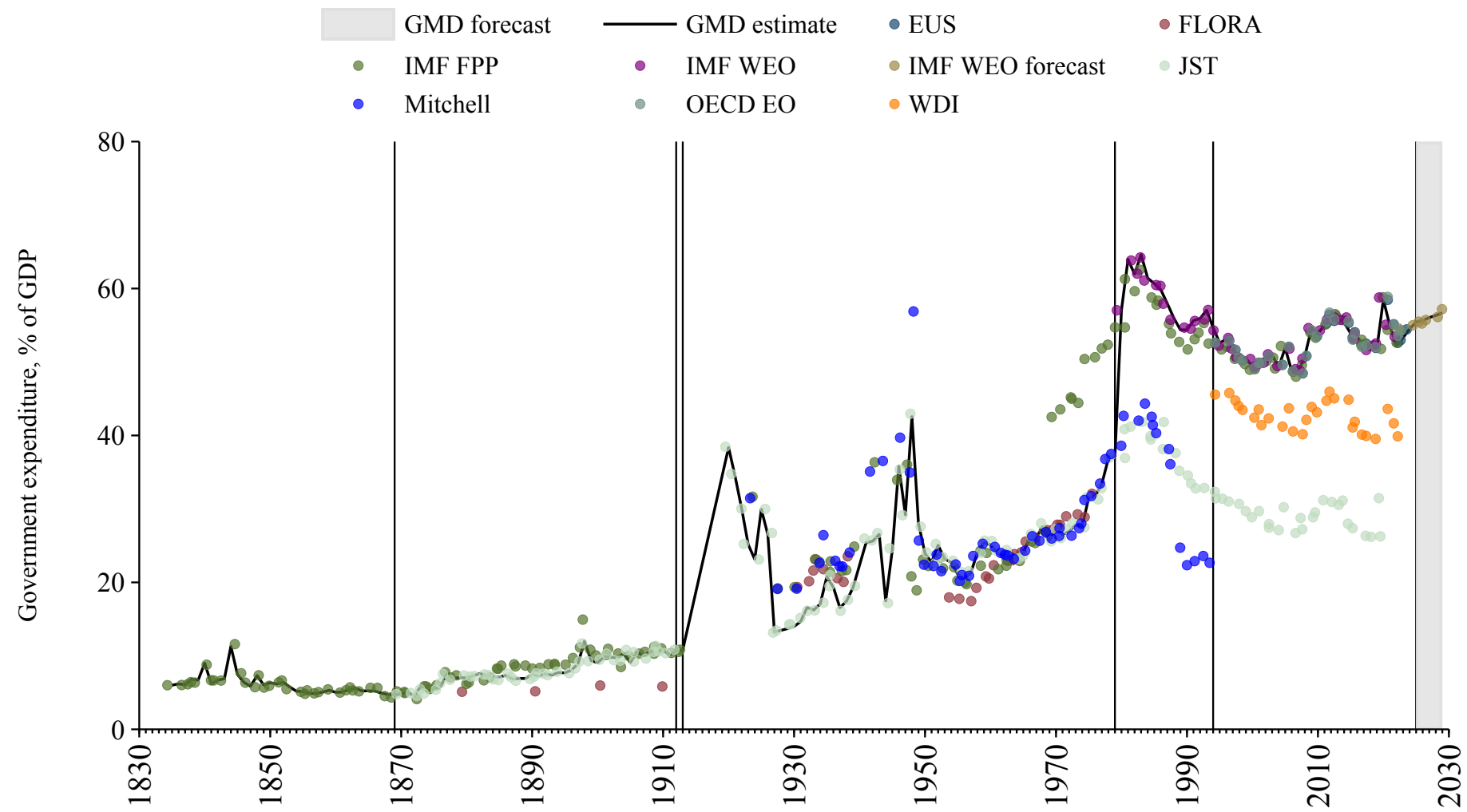
Belarus

Source	Time span	Notes
World Bank (2024)	1992 - 2000	Spliced using overlapping data in 2001.
WEO (2024a)	2001 - 2021	Baseline source, overlaps with base year 2018.
World Bank (2024)	2022 - 2023	Spliced using overlapping data in 2024.
WEO (2024b)	2024 - 2029	Spliced using overlapping data in 2030.



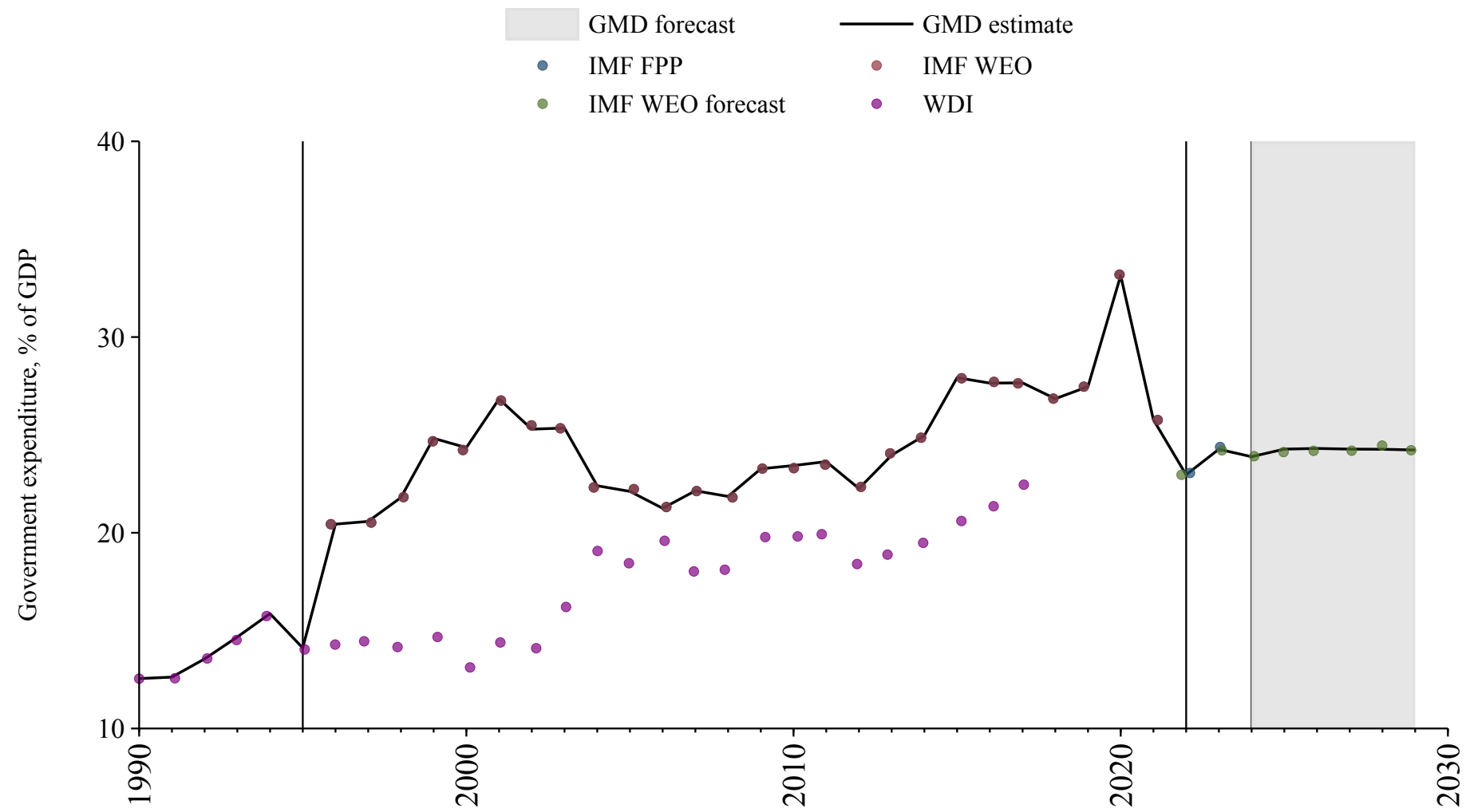
Belgium

Source	Time span	Notes
Mauro et al. (2015)	1835 - 1869	Spliced using overlapping data in 1870.
Jordà et al. (2017)	1870 - 1912	Spliced using overlapping data in 1913.
Mauro et al. (2015)	1913 - 1913	Spliced using overlapping data in 1914.
Jordà et al. (2017)	1914 - 1979	Spliced using overlapping data in 1980.
WEO (2024a)	1980 - 1994	Spliced using overlapping data in 1995.
Commission (2024)	1995 - 2024	Baseline source, overlaps with base year 2018.
WEO (2024b)	2025 - 2029	Spliced using overlapping data in 2030.



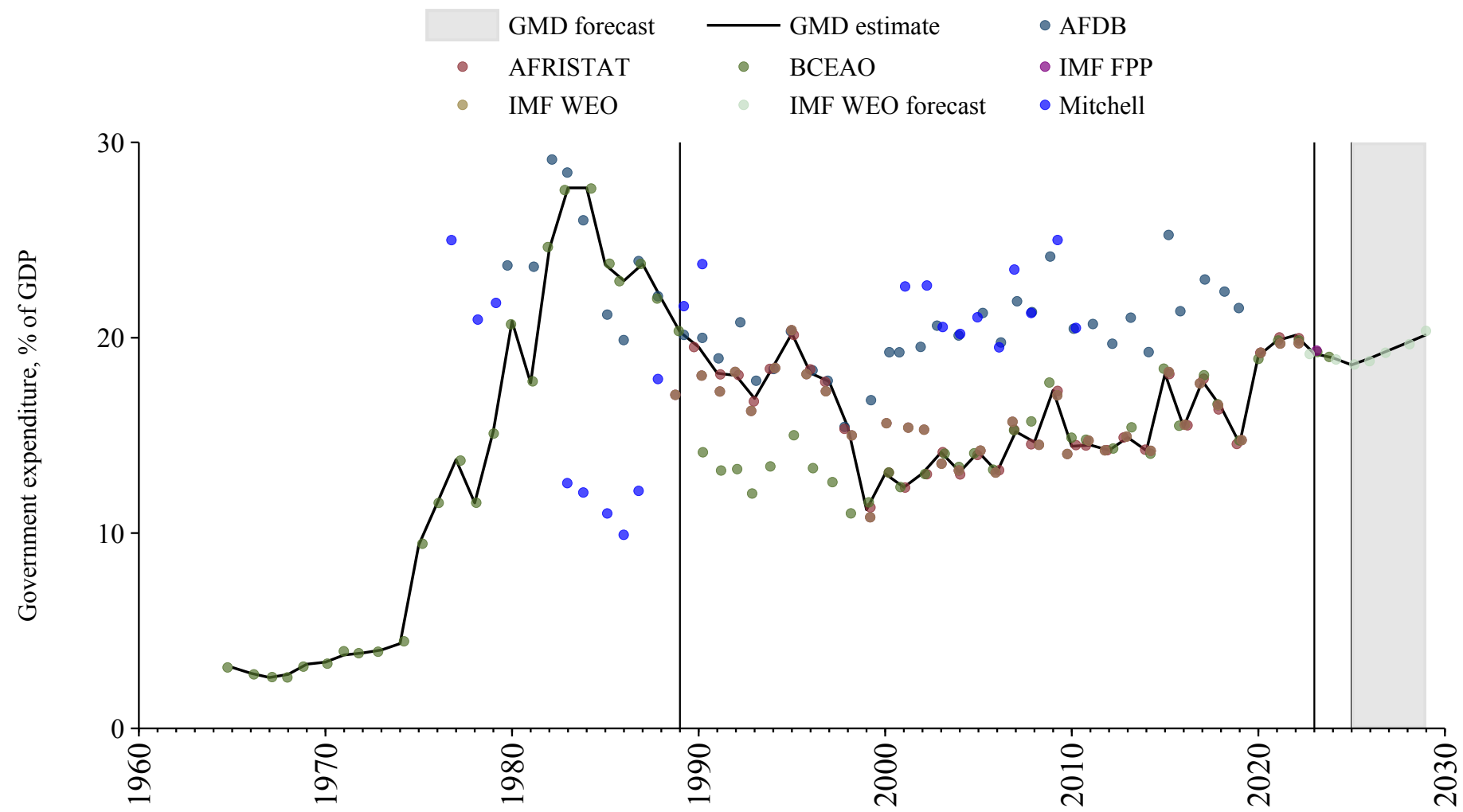
Belize

Source	Time span	Notes
World Bank (2024)	1990 - 1995	Spliced using overlapping data in 1996.
WEO (2024a)	1996 - 2021	Baseline source, overlaps with base year 2018.
Mauro et al. (2015)	2022 - 2023	Spliced using overlapping data in 2024.
WEO (2024b)	2024 - 2029	Spliced using overlapping data in 2030.



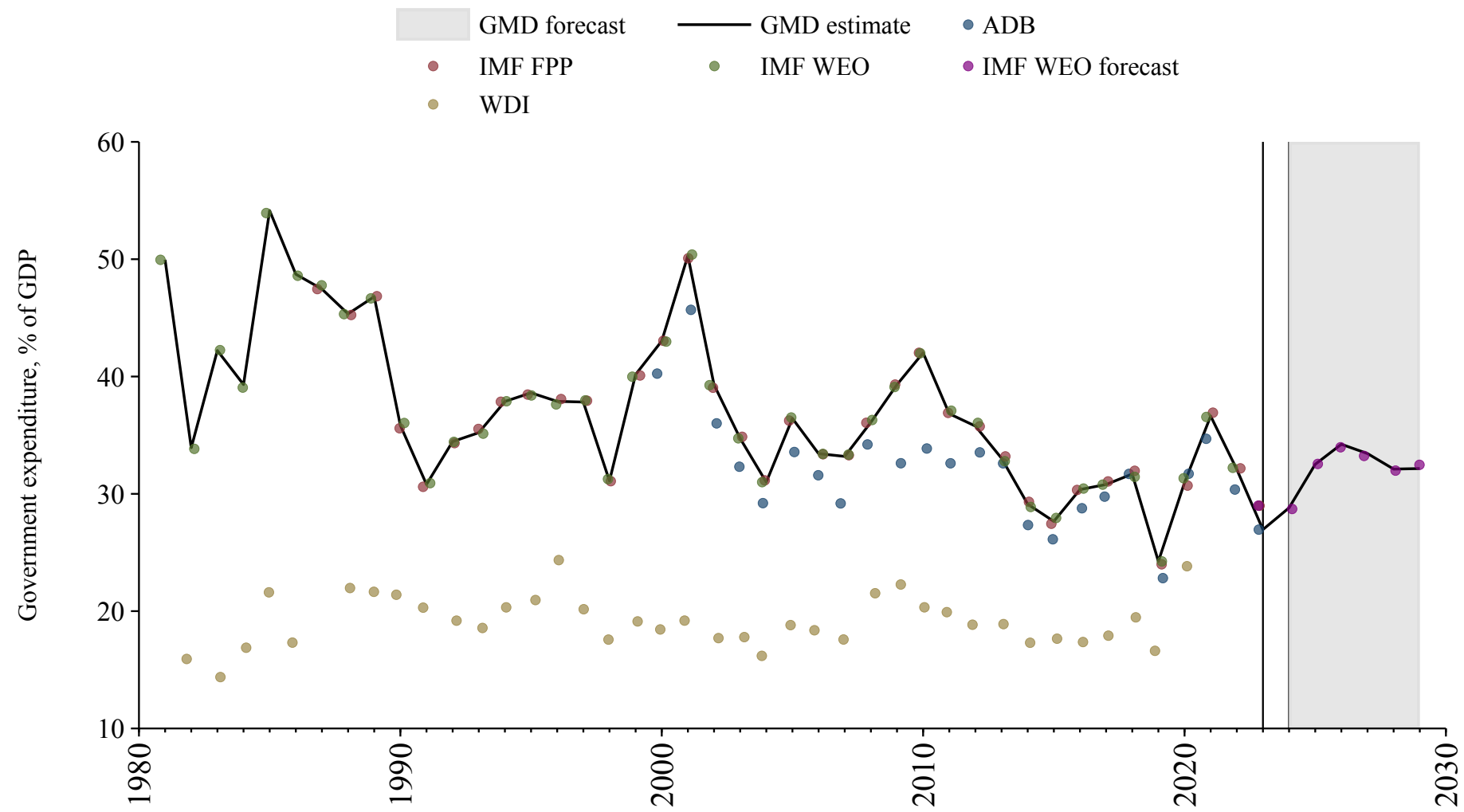
Benin

Source	Time span	Notes
Banque centrale des États de l'Afrique de l'Ouest (2024)	1965 - 1989	Spliced using overlapping data in 1990.
African Union (2024)	1990 - 2022	Baseline source, overlaps with base year 2018.
Banque centrale des États de l'Afrique de l'Ouest (2024)	2023 - 2024	Spliced using overlapping data in 2025.
WEO (2024b)	2025 - 2029	Spliced using overlapping data in 2030.



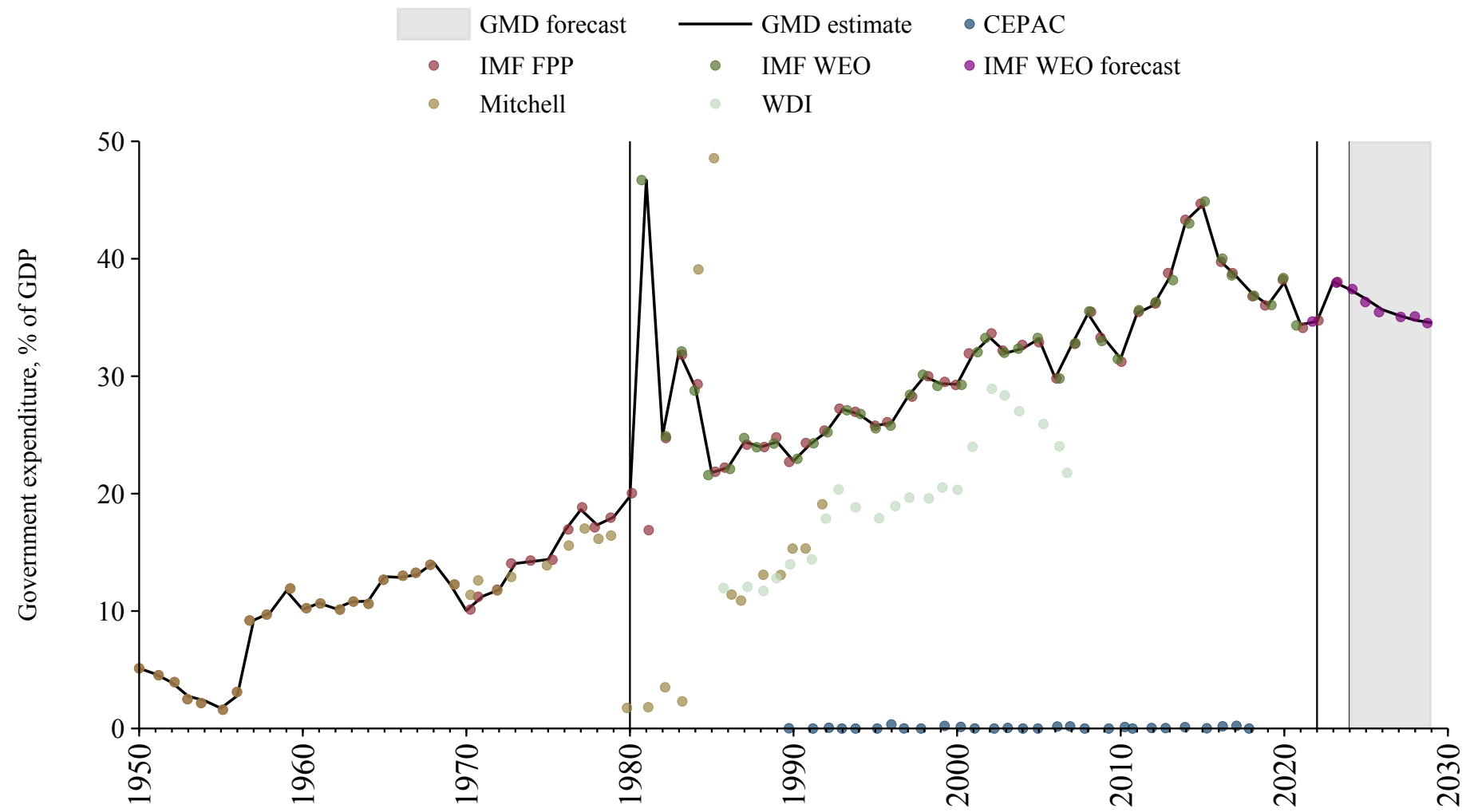
Bhutan

Source	Time span	Notes
WEO (2024a)	1981 - 2022	Baseline source, overlaps with base year 2018.
Asian Development Bank (2024)	2023 - 2023	Spliced using overlapping data in 2024.
WEO (2024b)	2024 - 2029	Spliced using overlapping data in 2030.



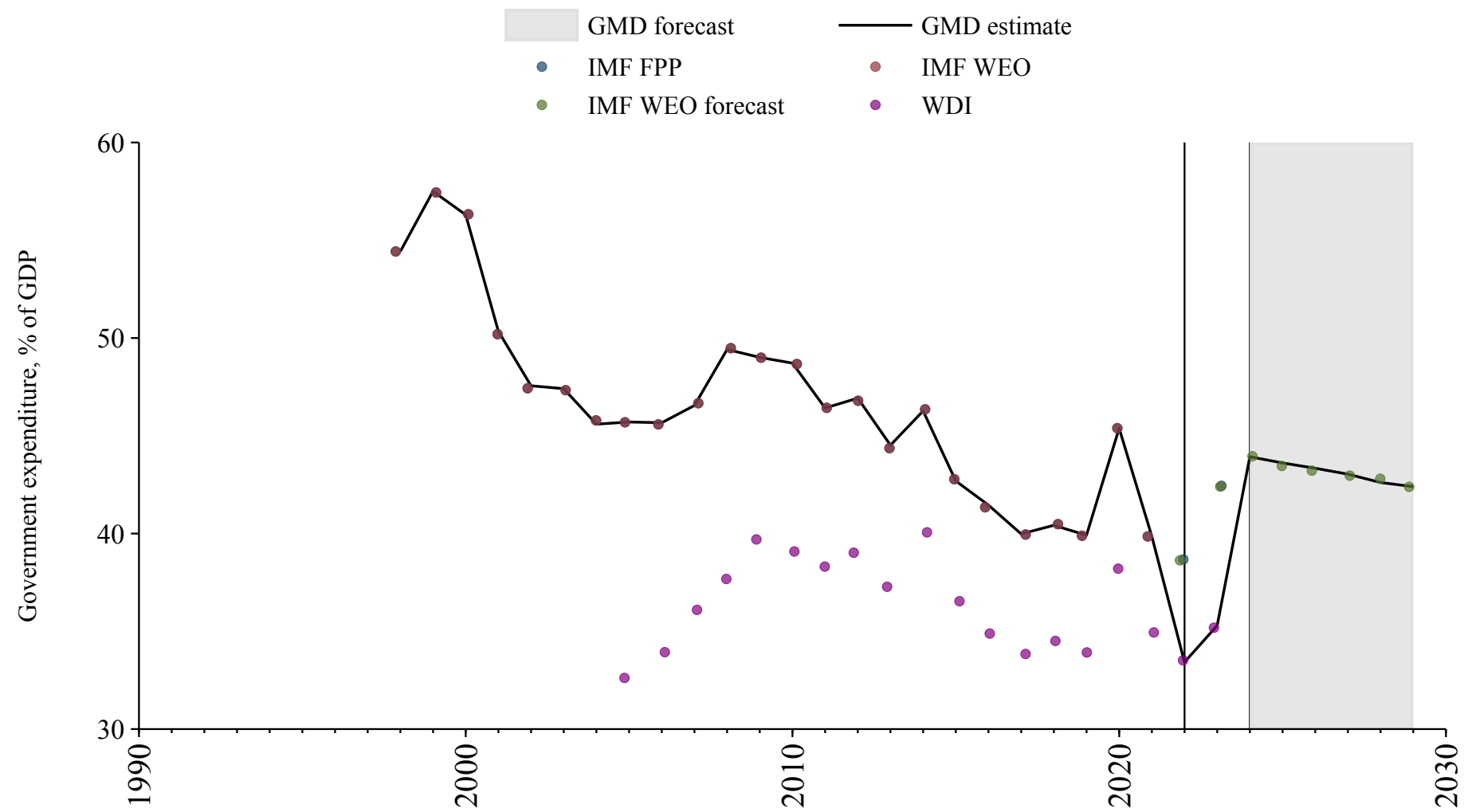
Bolivia

Source	Time span	Notes
Mauro et al. (2015)	1950 - 1980	Spliced using overlapping data in 1981.
WEO (2024a)	1981 - 2021	Baseline source, overlaps with base year 2018.
Mauro et al. (2015)	2022 - 2023	Spliced using overlapping data in 2024.
WEO (2024b)	2024 - 2029	Spliced using overlapping data in 2030.



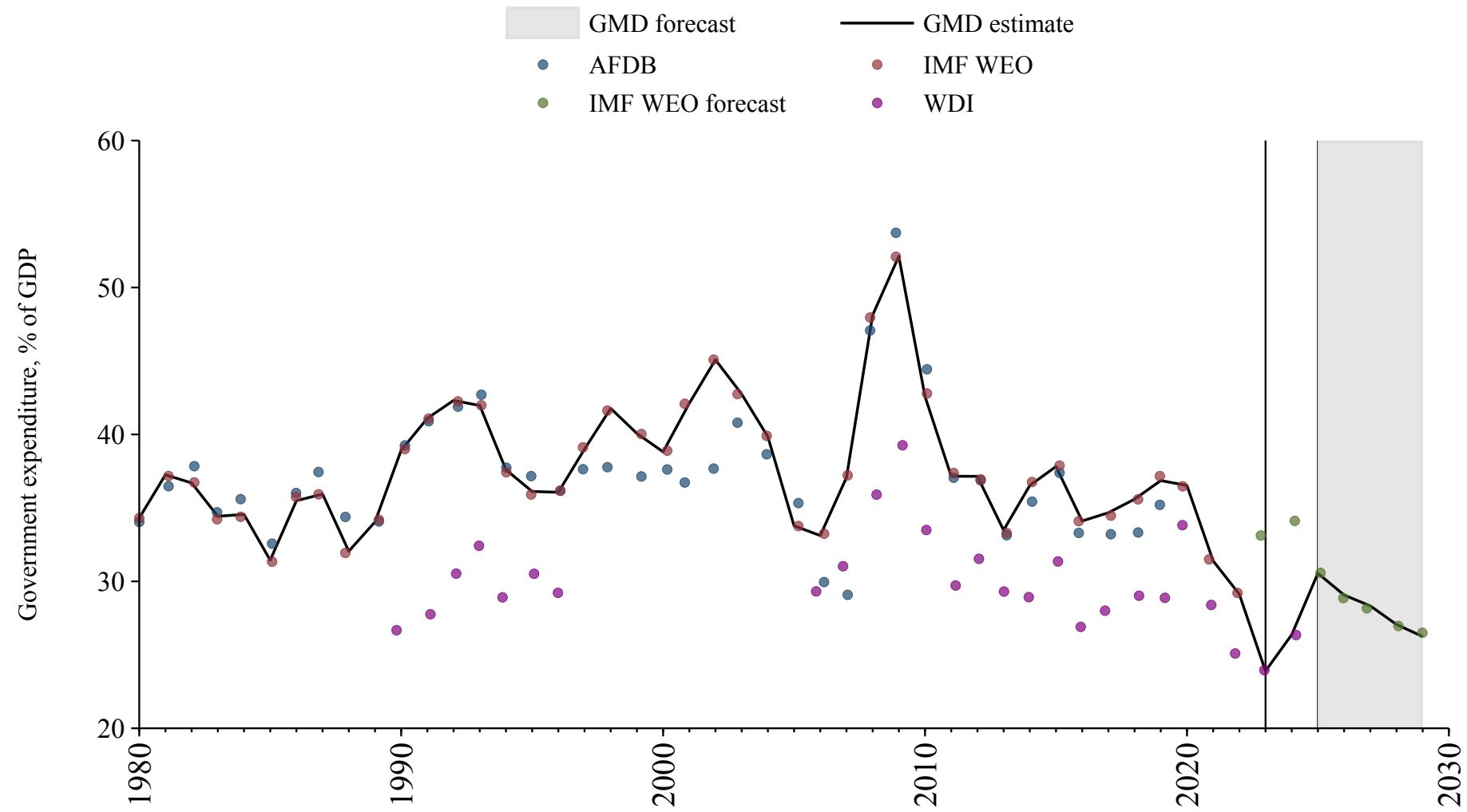
Bosnia and Herzegovina

Source	Time span	Notes
WEO (2024a)	1998 - 2021	Baseline source, overlaps with base year 2018.
World Bank (2024)	2022 - 2023	Spliced using overlapping data in 2024.
WEO (2024b)	2024 - 2029	Spliced using overlapping data in 2030.



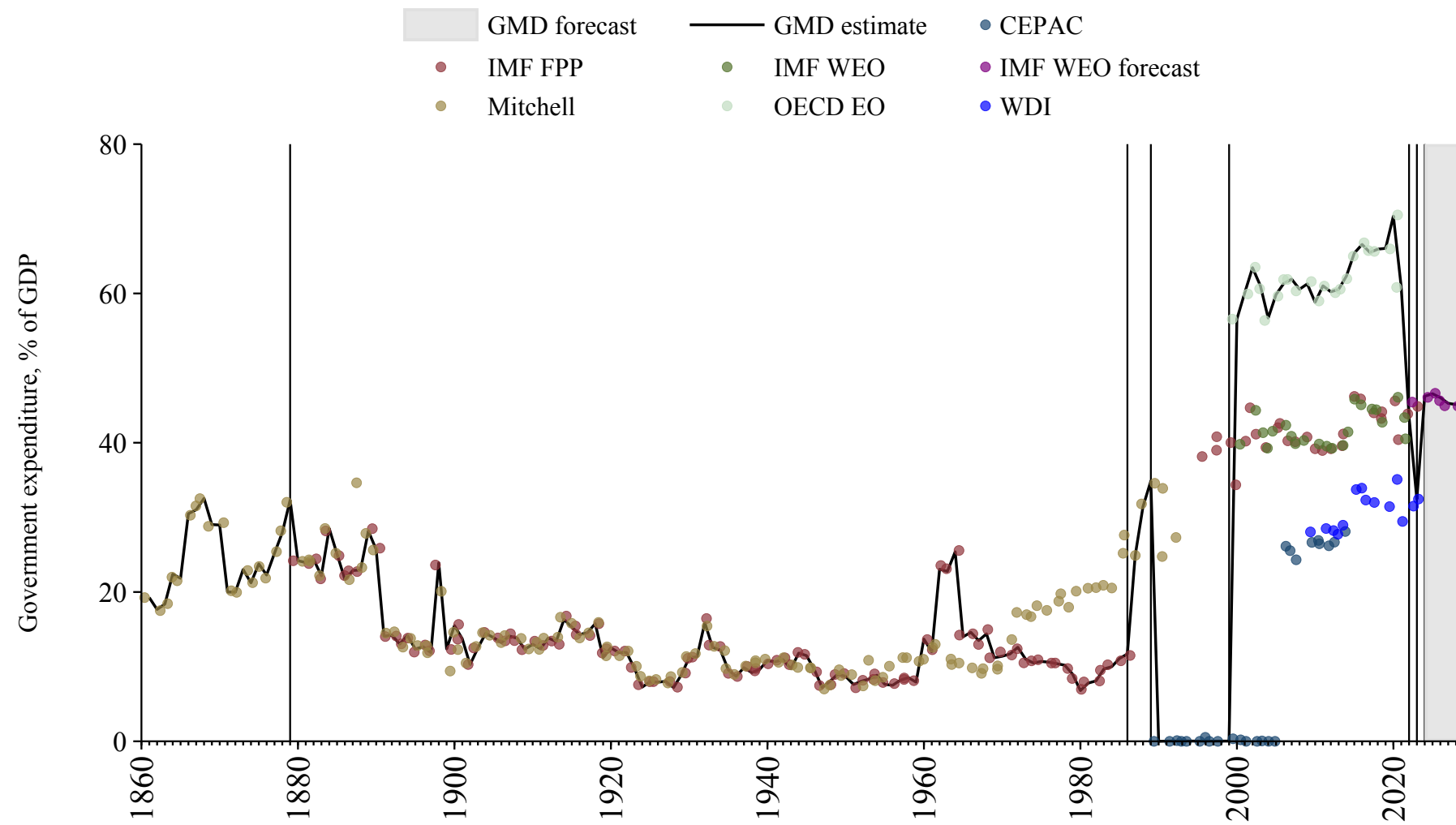
Botswana

Source	Time span	Notes
WEO (2024a)	1980 - 2022	Baseline source, overlaps with base year 2018.
World Bank (2024)	2023 - 2024	Spliced using overlapping data in 2025.
WEO (2024b)	2025 - 2029	Spliced using overlapping data in 2020.



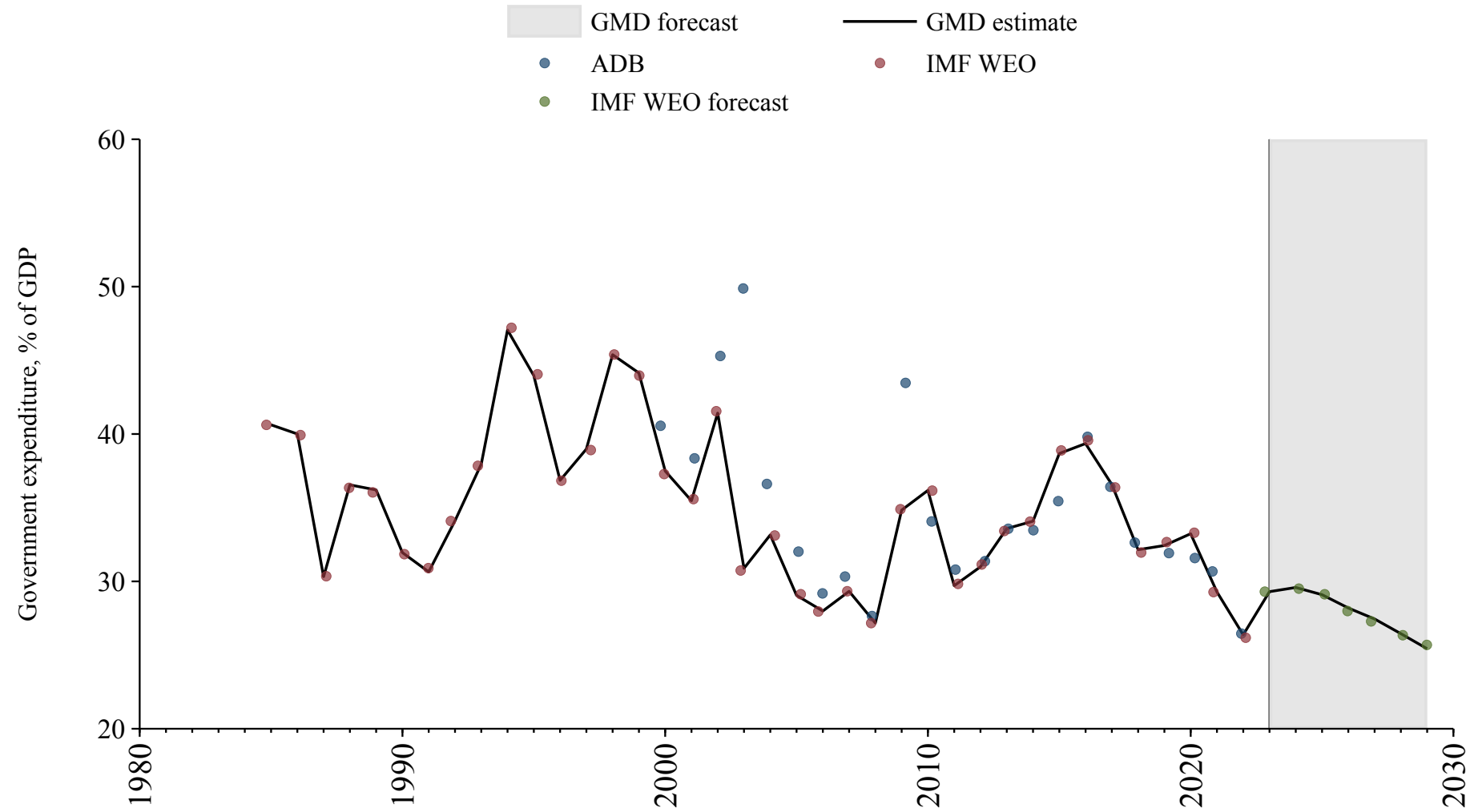
Brazil

Source	Time span	Notes
Mitchell (2013)	1861 - 1879	Spliced using overlapping data in 1880.
Mauro et al. (2015)	1880 - 1986	Spliced using overlapping data in 1987.
Mitchell (2013)	1987 - 1989	Spliced using overlapping data in 1990.
Economic Commission for Latin America and the Caribbean (2024)	1990 - 1999	Spliced using overlapping data in 2000.
OECD Economic Outlook (2024)	2000 - 2021	Baseline source, overlaps with base year 2018.
WEO (2024a)	2022 - 2022	Spliced using overlapping data in 2023.
World Bank (2024)	2023 - 2023	Spliced using overlapping data in 2024.
WEO (2024b)	2024 - 2029	Spliced using overlapping data in 2030.



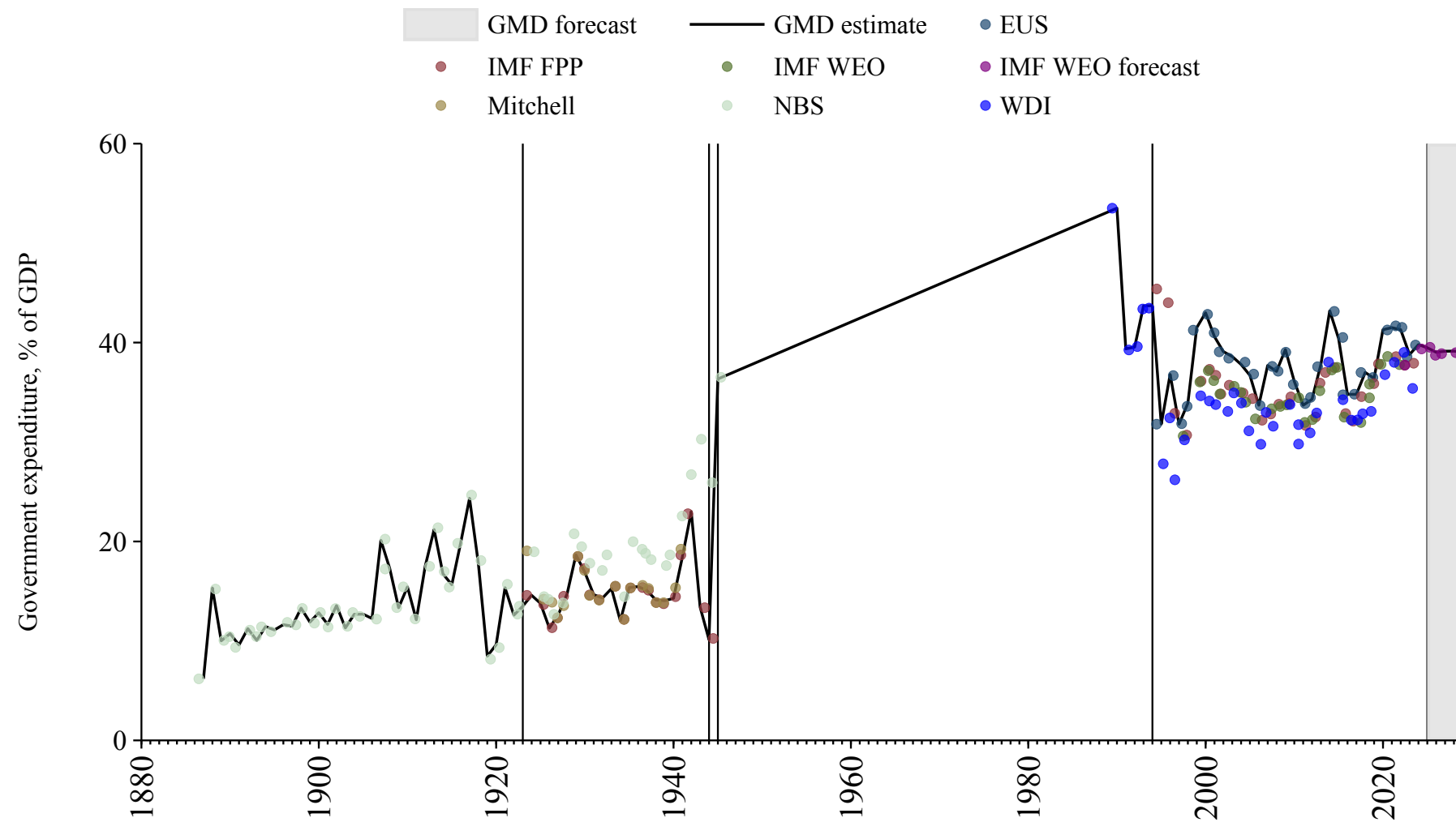
Brunei

Source	Time span	Notes
WEO (2024a)	1985 - 2022	Baseline source, overlaps with base year 2018.
WEO (2024b)	2023 - 2029	Spliced using overlapping data in 2030.



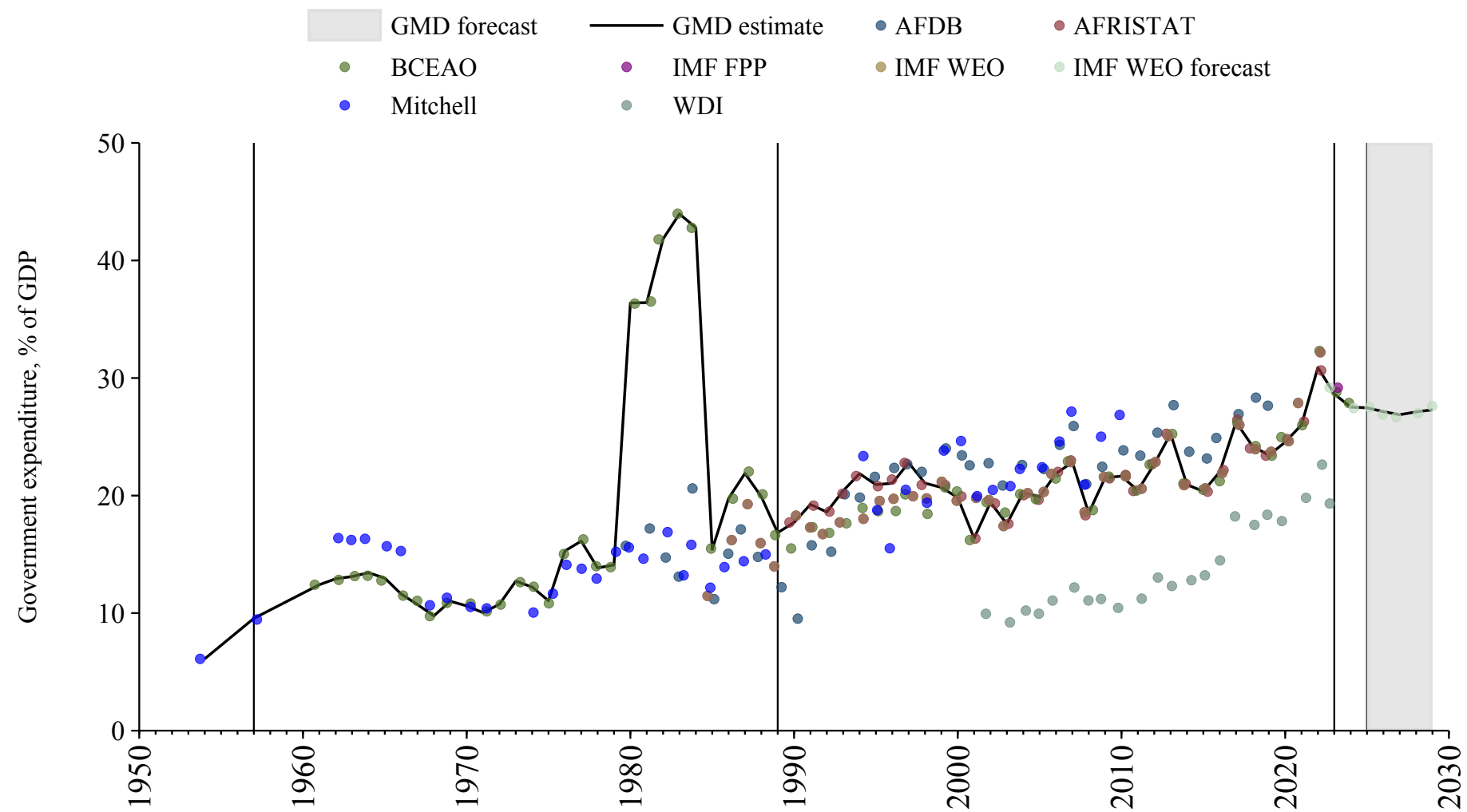
Bulgaria

Source	Time span	Notes
National Bank of Serbia (2024)	1887 - 1923	Spliced using overlapping data in 1924.
Mauro et al. (2015)	1924 - 1944	Spliced using overlapping data in 1945.
National Bank of Serbia (2024)	1945 - 1945	Spliced using overlapping data in 1946.
World Bank (2024)	1946 - 1994	Spliced using overlapping data in 1995.
Commission (2024)	1995 - 2024	Baseline source, overlaps with base year 2018.
WEO (2024b)	2025 - 2029	Spliced using overlapping data in 2030.



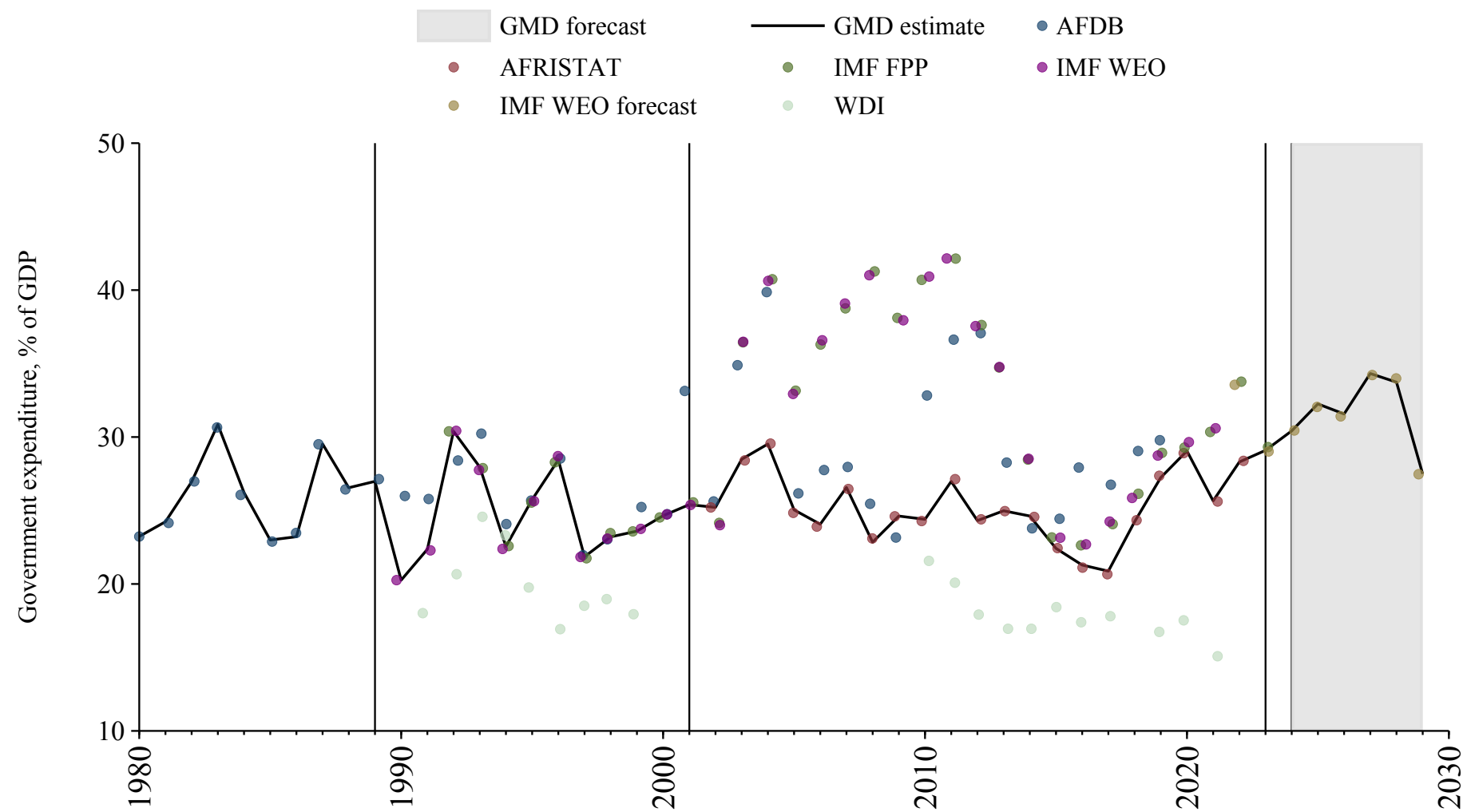
Burkina Faso

Source	Time span	Notes
Mitchell (2013)	1954 - 1957	Spliced using overlapping data in 1958.
Banque centrale des États de l'Afrique de l'Ouest (2024)	1958 - 1989	Spliced using overlapping data in 1990.
African Union (2024)	1990 - 2022	Baseline source, overlaps with base year 2018.
Banque centrale des États de l'Afrique de l'Ouest (2024)	2023 - 2024	Spliced using overlapping data in 2025.
WEO (2024b)	2025 - 2029	Spliced using overlapping data in 2030.



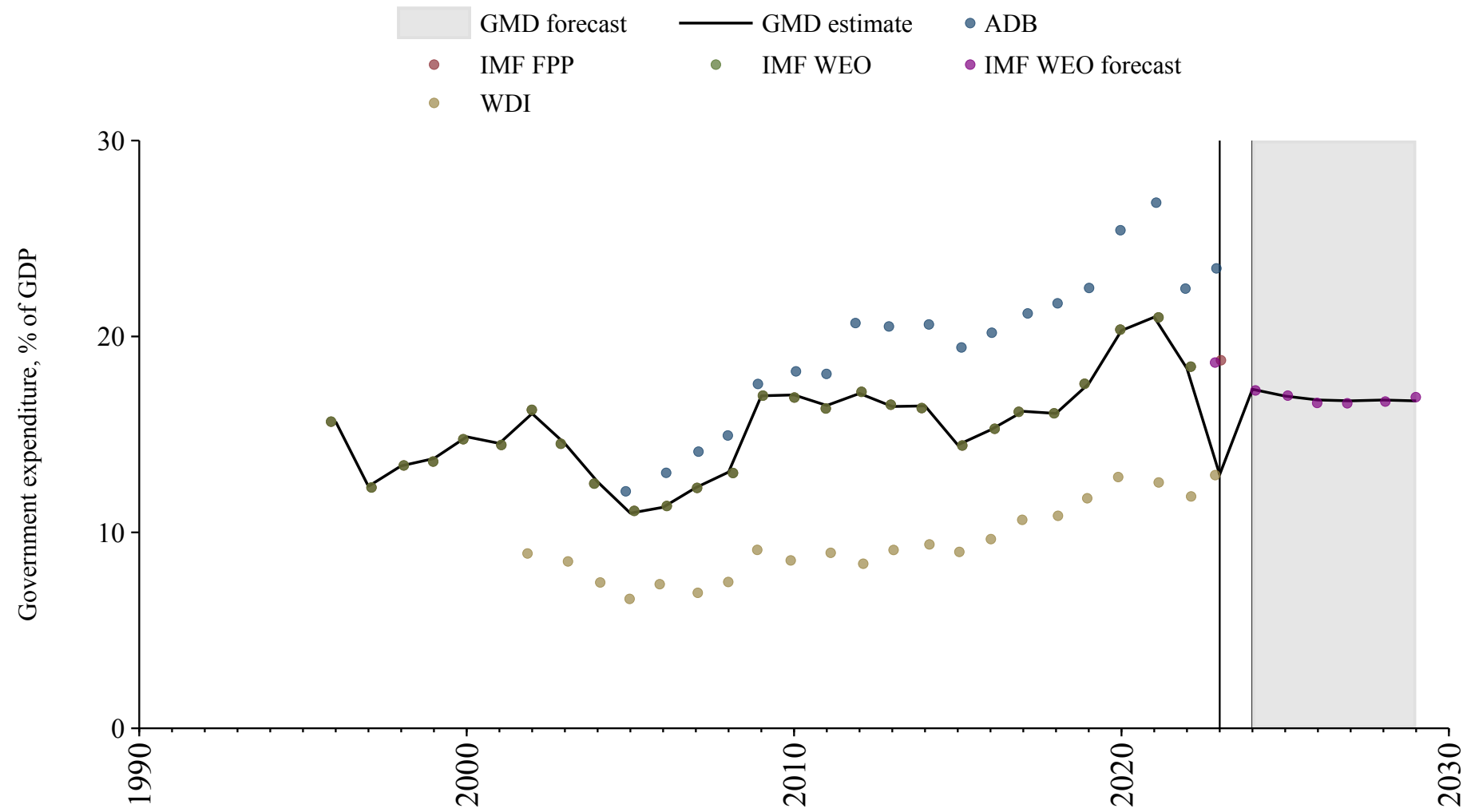
Burundi

Source	Time span	Notes
Bank (2024)	1980 - 1989	Spliced using overlapping data in 1990.
WEO (2024a)	1990 - 2001	Spliced using overlapping data in 2002.
African Union (2024)	2002 - 2022	Baseline source, overlaps with base year 2018.
Mauro et al. (2015)	2023 - 2023	Spliced using overlapping data in 2024.
WEO (2024b)	2024 - 2029	Spliced using overlapping data in 2030.



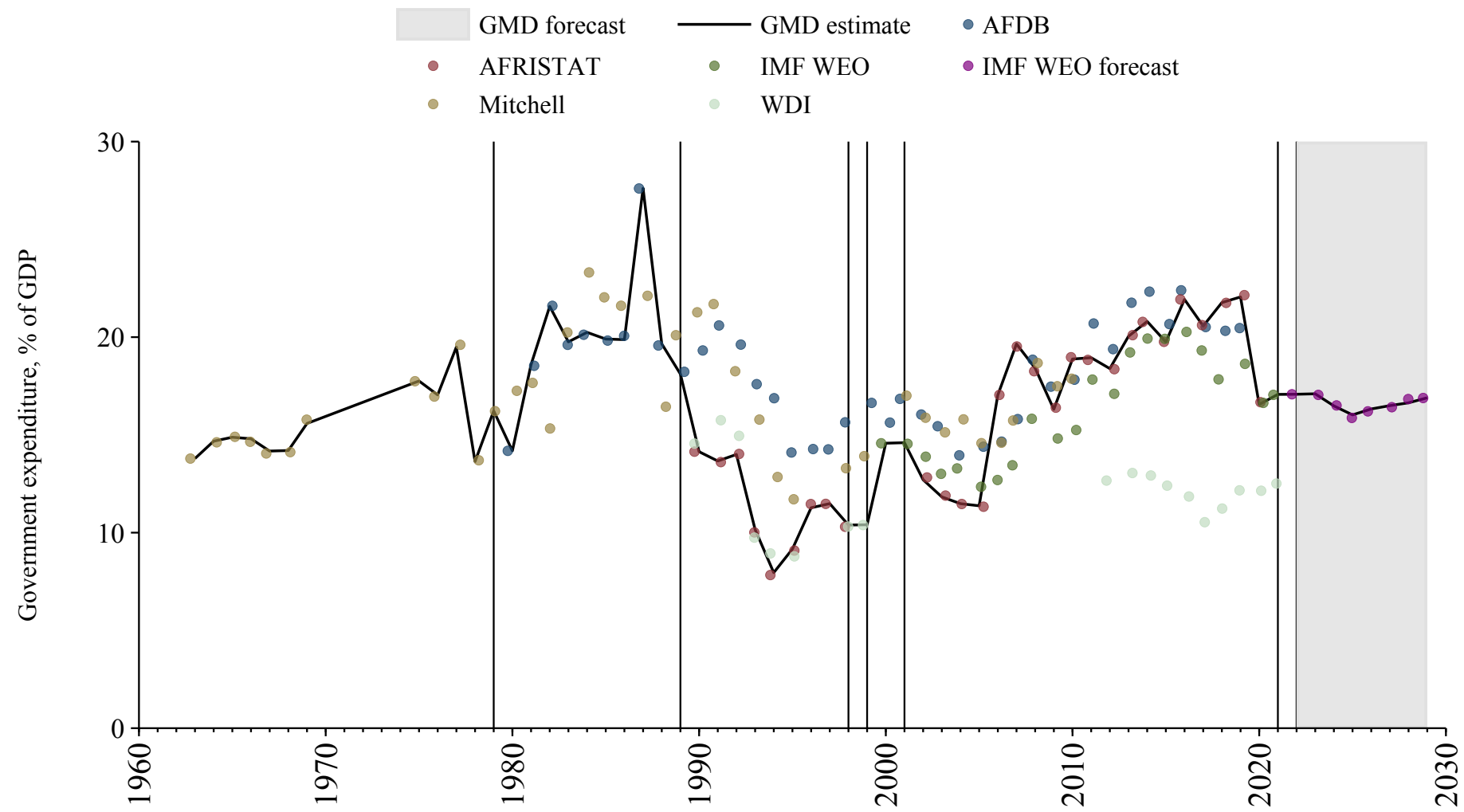
Cambodia

Source	Time span	Notes
WEO (2024a)	1996 - 2022	Baseline source, overlaps with base year 2018.
World Bank (2024)	2023 - 2023	Spliced using overlapping data in 2024.
WEO (2024b)	2024 - 2029	Spliced using overlapping data in 2020.



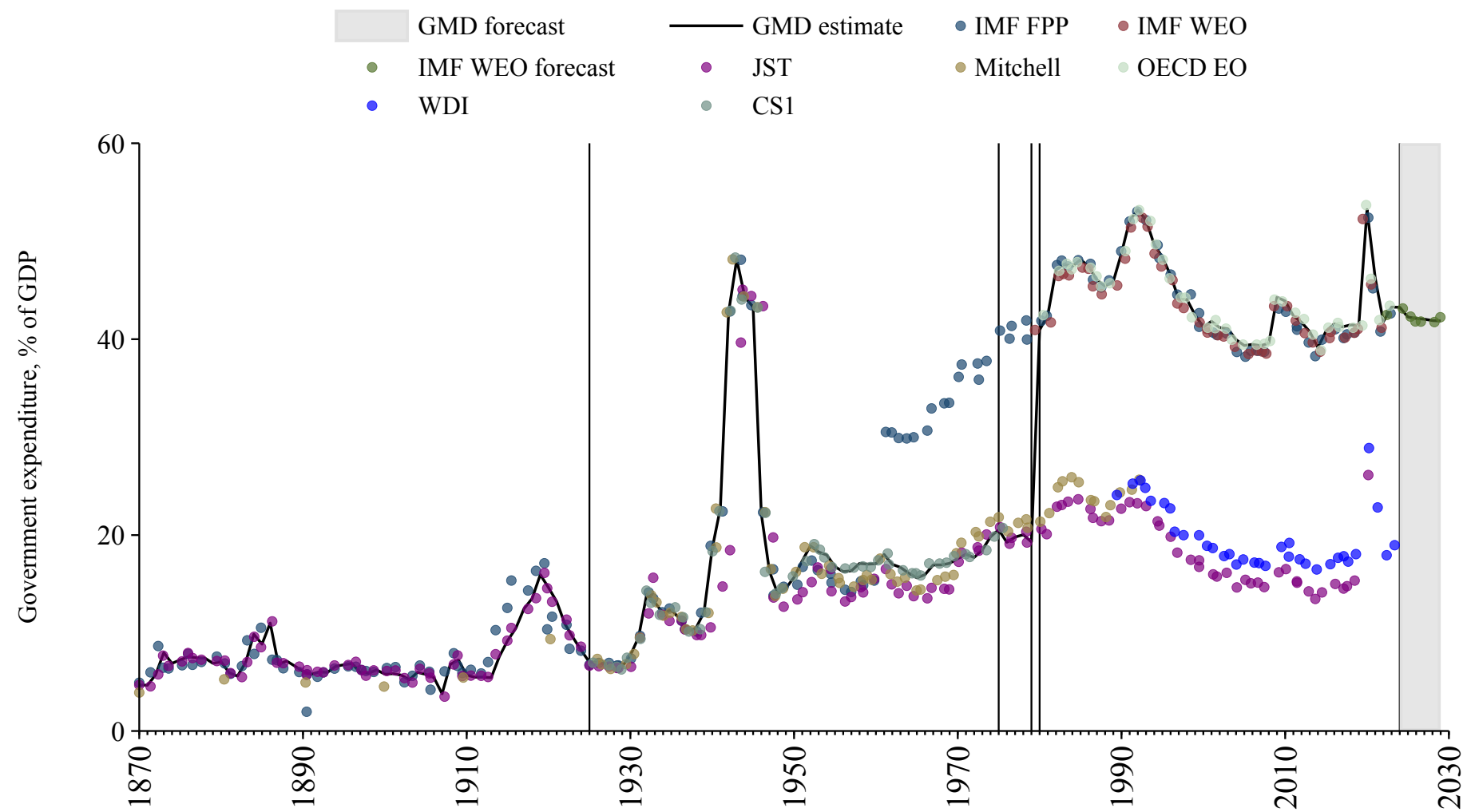
Cameroon

Source	Time span	Notes
Mitchell (2013)	1963 - 1979	Spliced using overlapping data in 1980.
Bank (2024)	1980 - 1989	Spliced using overlapping data in 1990.
African Union (2024)	1990 - 1998	Spliced using overlapping data in 1999.
World Bank (2024)	1999 - 1999	Spliced using overlapping data in 2000.
WEO (2024a)	2000 - 2001	Spliced using overlapping data in 2002.
African Union (2024)	2002 - 2020	Baseline source, overlaps with base year 2018.
WEO (2024a)	2021 - 2021	Spliced using overlapping data in 2022.
WEO (2024b)	2022 - 2029	Spliced using overlapping data in 2030.



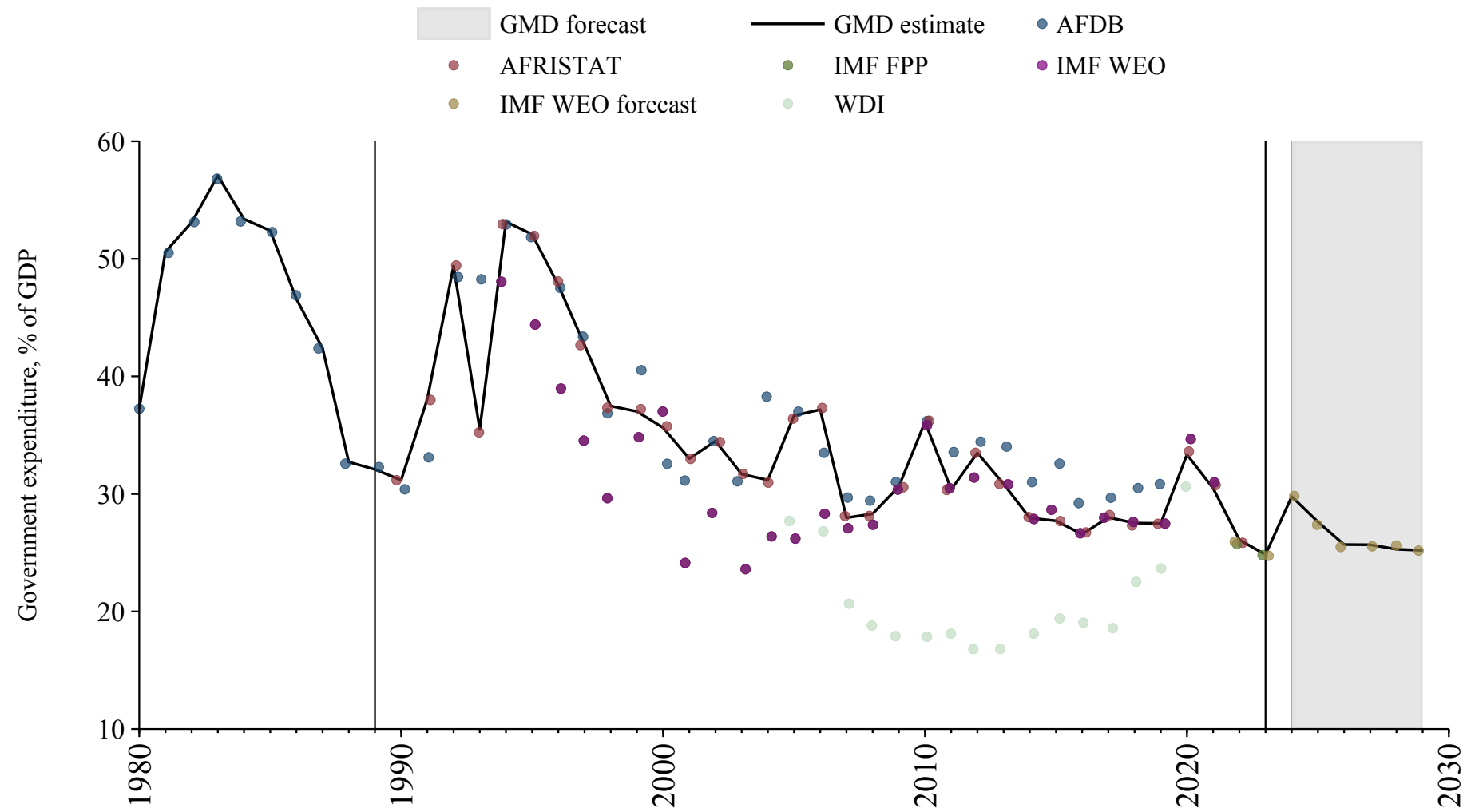
Canada

Source	Time span	Notes
Jordà et al. (2017)	1870 - 1925	Spliced using overlapping data in 1926.
Statistics Canada	1926 - 1975	Spliced using overlapping data in 1976.
Jordà et al. (2017)	1976 - 1979	Spliced using overlapping data in 1980.
WEO (2024a)	1980 - 1980	Spliced using overlapping data in 1981.
OECD Economic Outlook (2024)	1981 - 2023	Baseline source, overlaps with base year 2018.
WEO (2024b)	2024 - 2029	Spliced using overlapping data in 2030.



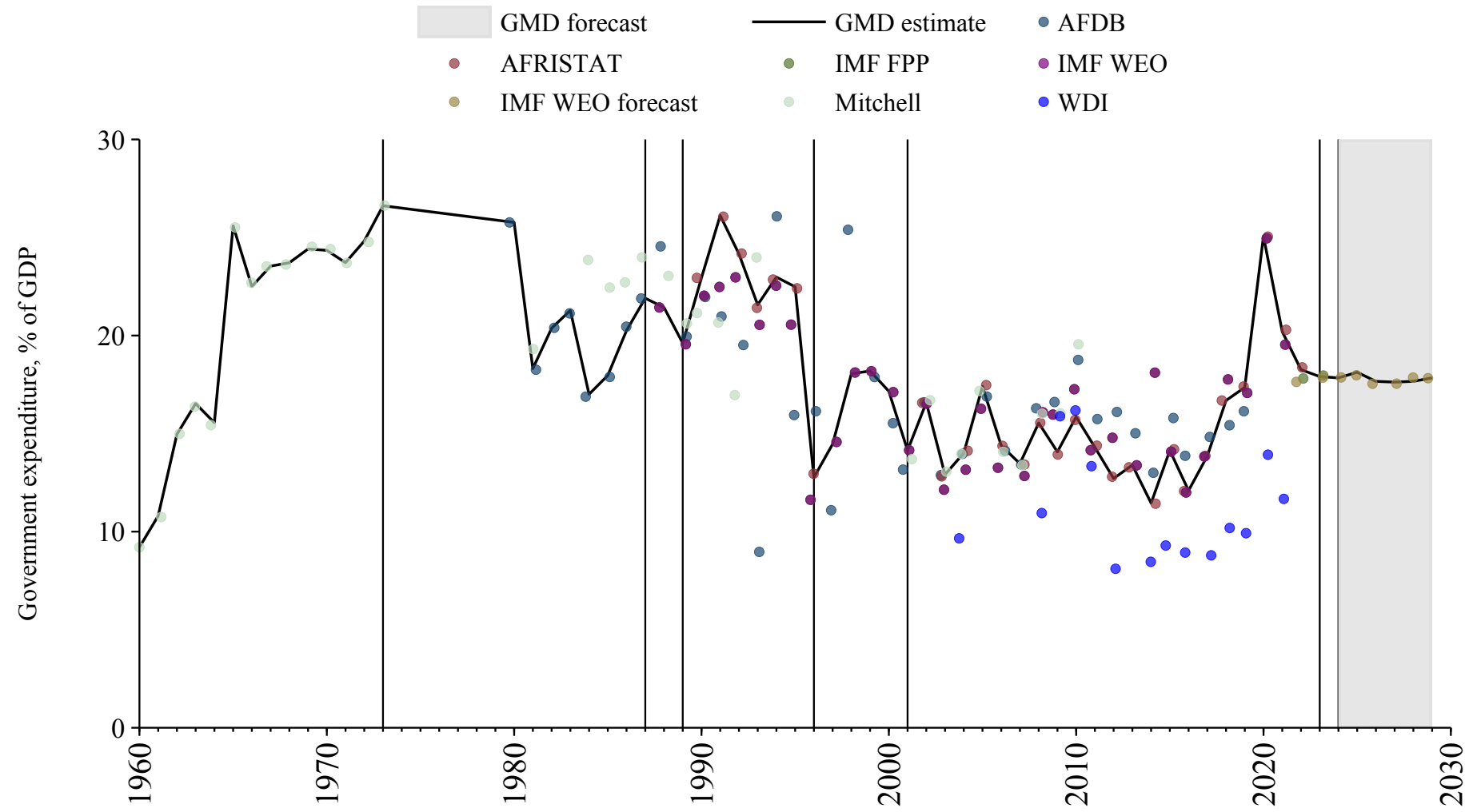
Cape Verde

Source	Time span	Notes
Bank (2024)	1980 - 1989	Spliced using overlapping data in 1990.
African Union (2024)	1990 - 2022	Baseline source, overlaps with base year 2018.
Mauro et al. (2015)	2023 - 2023	Spliced using overlapping data in 2024.
WEO (2024b)	2024 - 2029	Spliced using overlapping data in 2030.



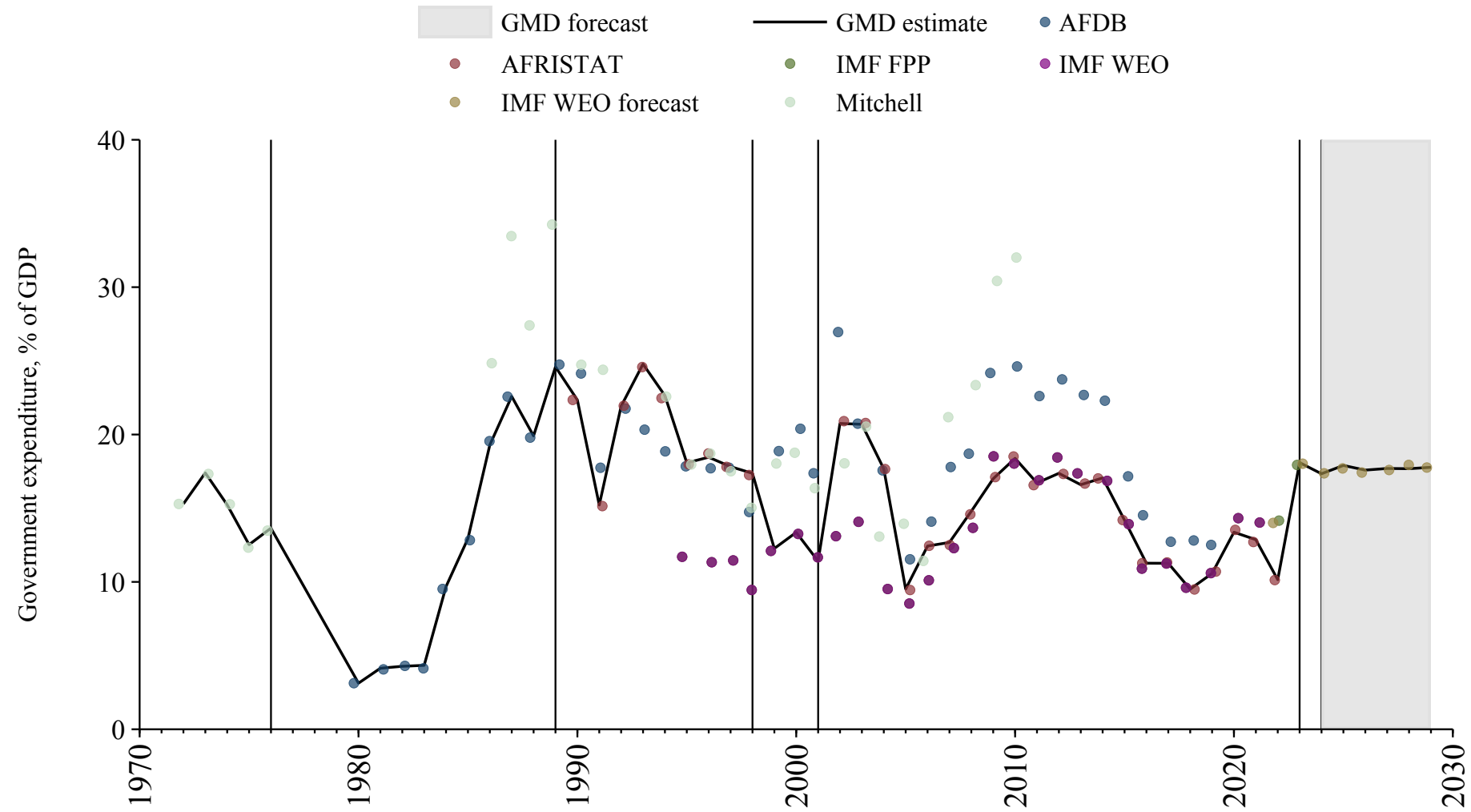
Central African Republic

Source	Time span	Notes
Mitchell (2013)	1960 - 1973	Spliced using overlapping data in 1974.
Bank (2024)	1974 - 1987	Spliced using overlapping data in 1988.
WEO (2024a)	1988 - 1989	Spliced using overlapping data in 1990.
African Union (2024)	1990 - 1996	Spliced using overlapping data in 1997.
WEO (2024a)	1997 - 2001	Spliced using overlapping data in 2002.
African Union (2024)	2002 - 2022	Baseline source, overlaps with base year 2018.
Mauro et al. (2015)	2023 - 2023	Spliced using overlapping data in 2024.
WEO (2024b)	2024 - 2029	Spliced using overlapping data in 2030.



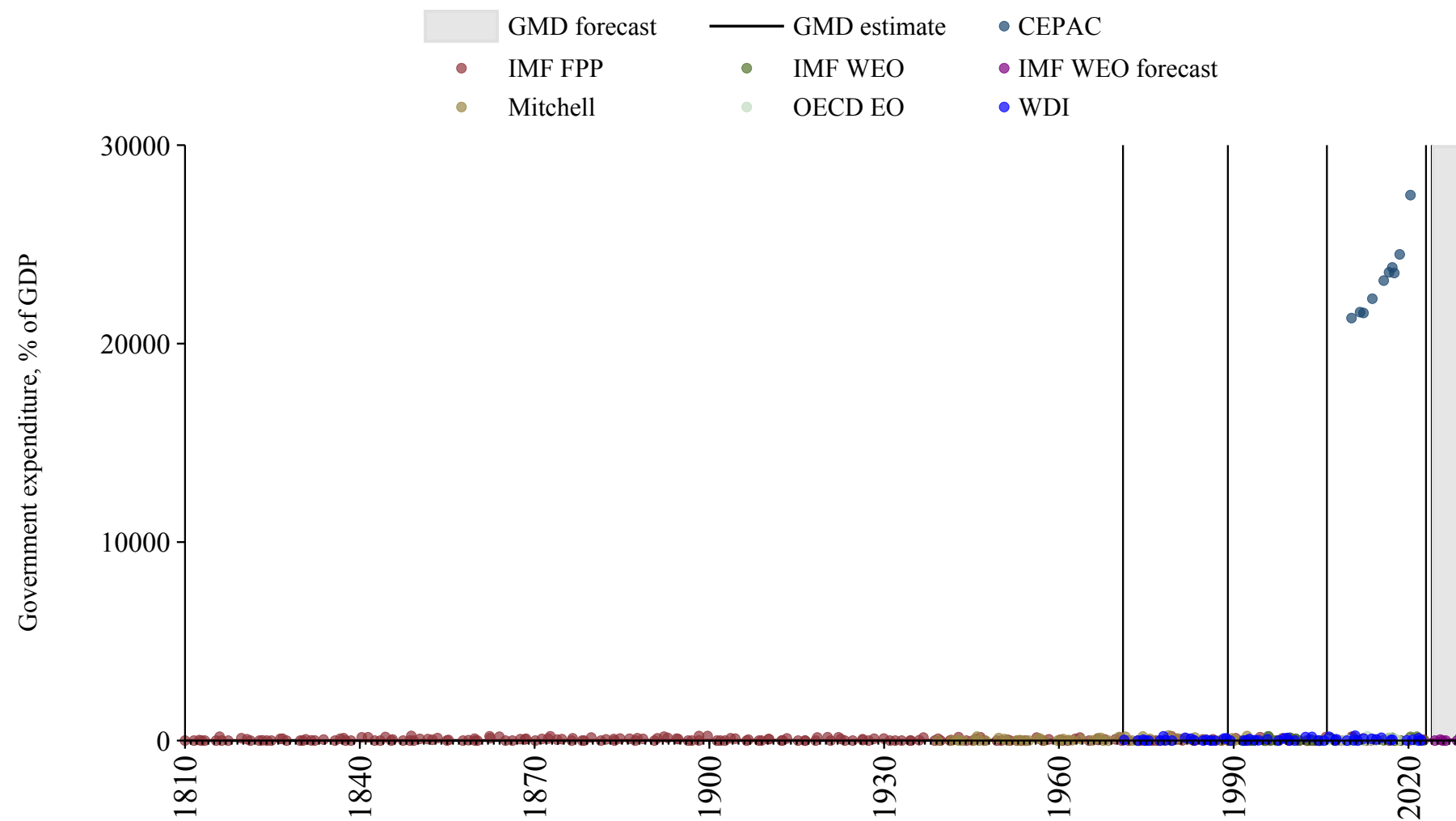
Chad

Source	Time span	Notes
Mitchell (2013)	1972 - 1976	Spliced using overlapping data in 1977.
Bank (2024)	1977 - 1989	Spliced using overlapping data in 1990.
African Union (2024)	1990 - 1998	Spliced using overlapping data in 1999.
WEO (2024a)	1999 - 2001	Spliced using overlapping data in 2002.
African Union (2024)	2002 - 2022	Baseline source, overlaps with base year 2018.
Mauro et al. (2015)	2023 - 2023	Spliced using overlapping data in 2024.
WEO (2024b)	2024 - 2029	Spliced using overlapping data in 2030.



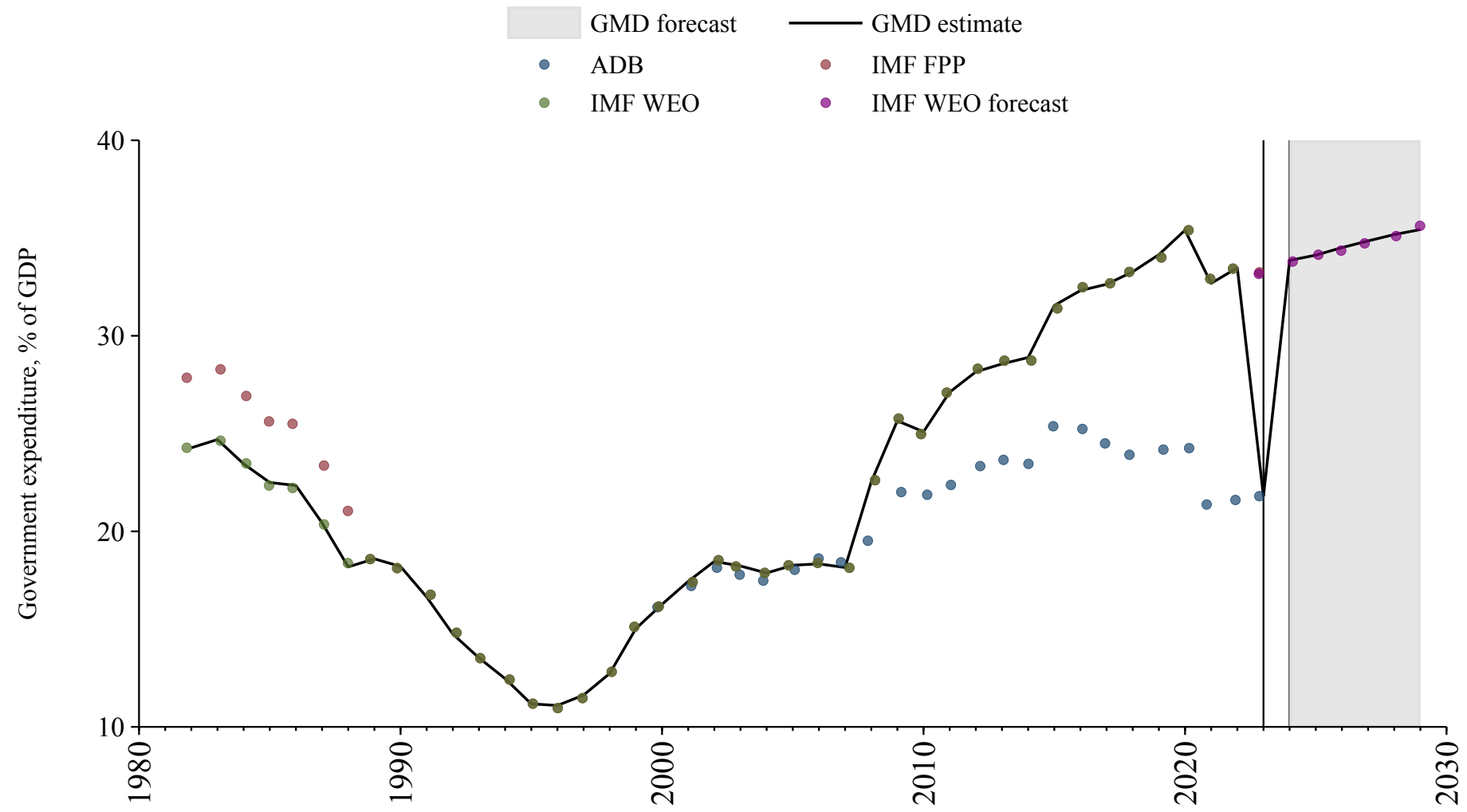
Chile

Source	Time span	Notes
Mauro et al. (2015)	1810 - 1971	Spliced using overlapping data in 1972.
World Bank (2024)	1972 - 1989	Spliced using overlapping data in 1990.
WEO (2024a)	1990 - 2006	Spliced using overlapping data in 2007.
OECD Economic Outlook (2024)	2007 - 2022	Baseline source, overlaps with base year 2018.
World Bank (2024)	2023 - 2023	Spliced using overlapping data in 2024.
WEO (2024b)	2024 - 2029	Spliced using overlapping data in 2030.



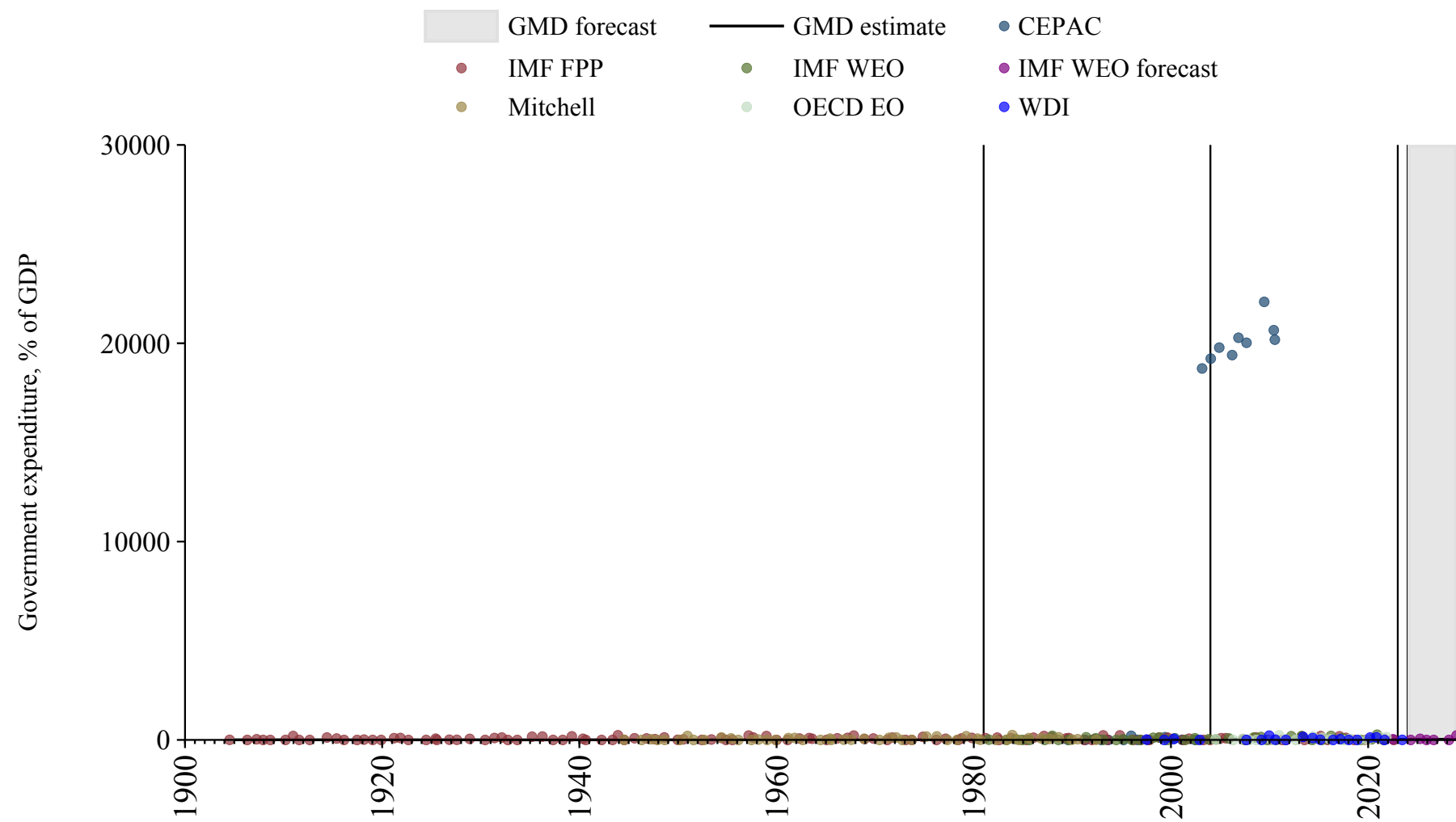
China

Source	Time span	Notes
WEO (2024a)	1982 - 2022	Baseline source, overlaps with base year 2018.
Asian Development Bank (2024)	2023 - 2023	Spliced using overlapping data in 2024.
WEO (2024b)	2024 - 2029	Spliced using overlapping data in 2020.



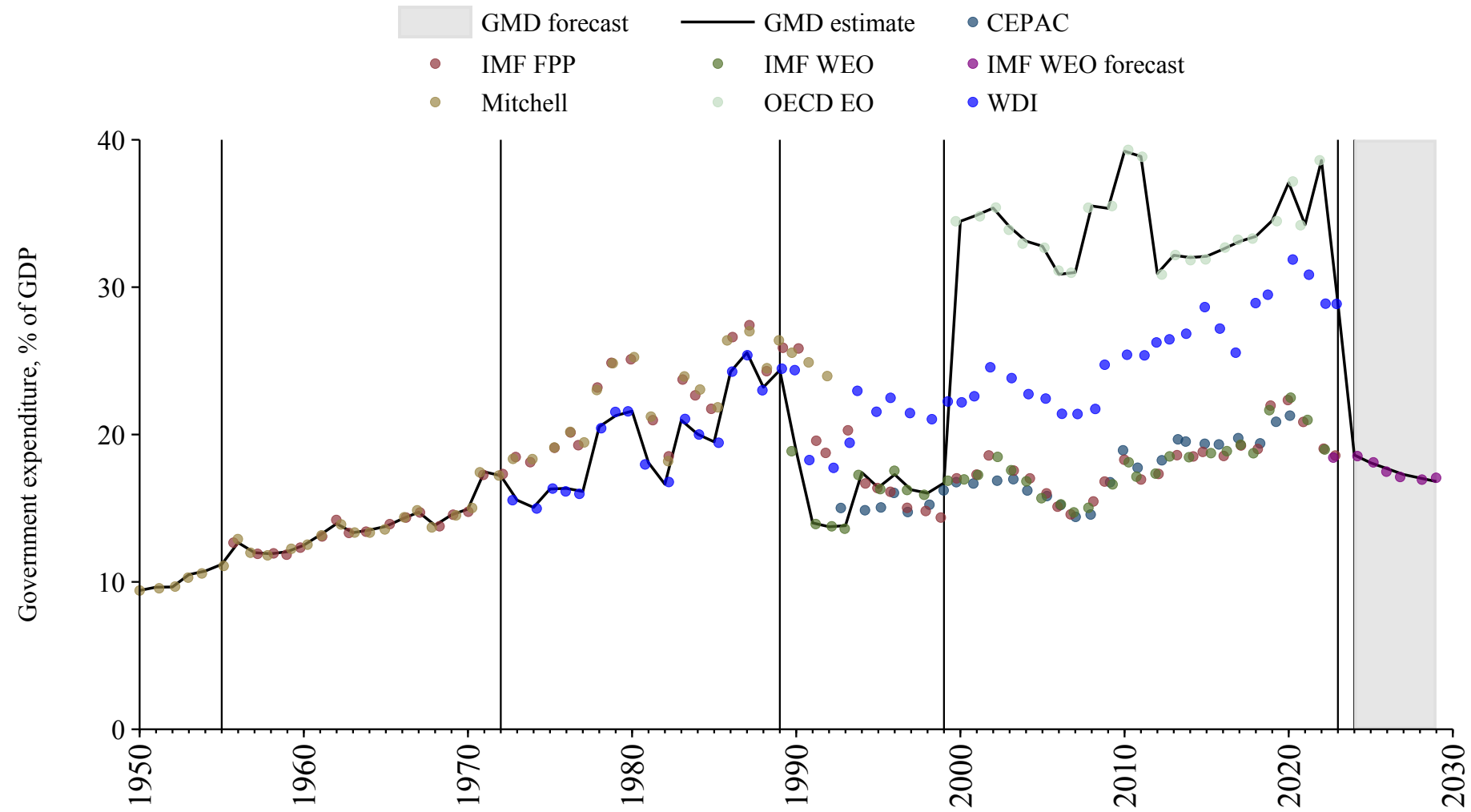
Colombia

Source	Time span	Notes
Mauro et al. (2015)	1905 - 1981	Spliced using overlapping data in 1982.
WEO (2024a)	1982 - 2004	Spliced using overlapping data in 2005.
OECD Economic Outlook (2024)	2005 - 2022	Baseline source, overlaps with base year 2018.
World Bank (2024)	2023 - 2023	Spliced using overlapping data in 2024.
WEO (2024b)	2024 - 2029	Spliced using overlapping data in 2030.



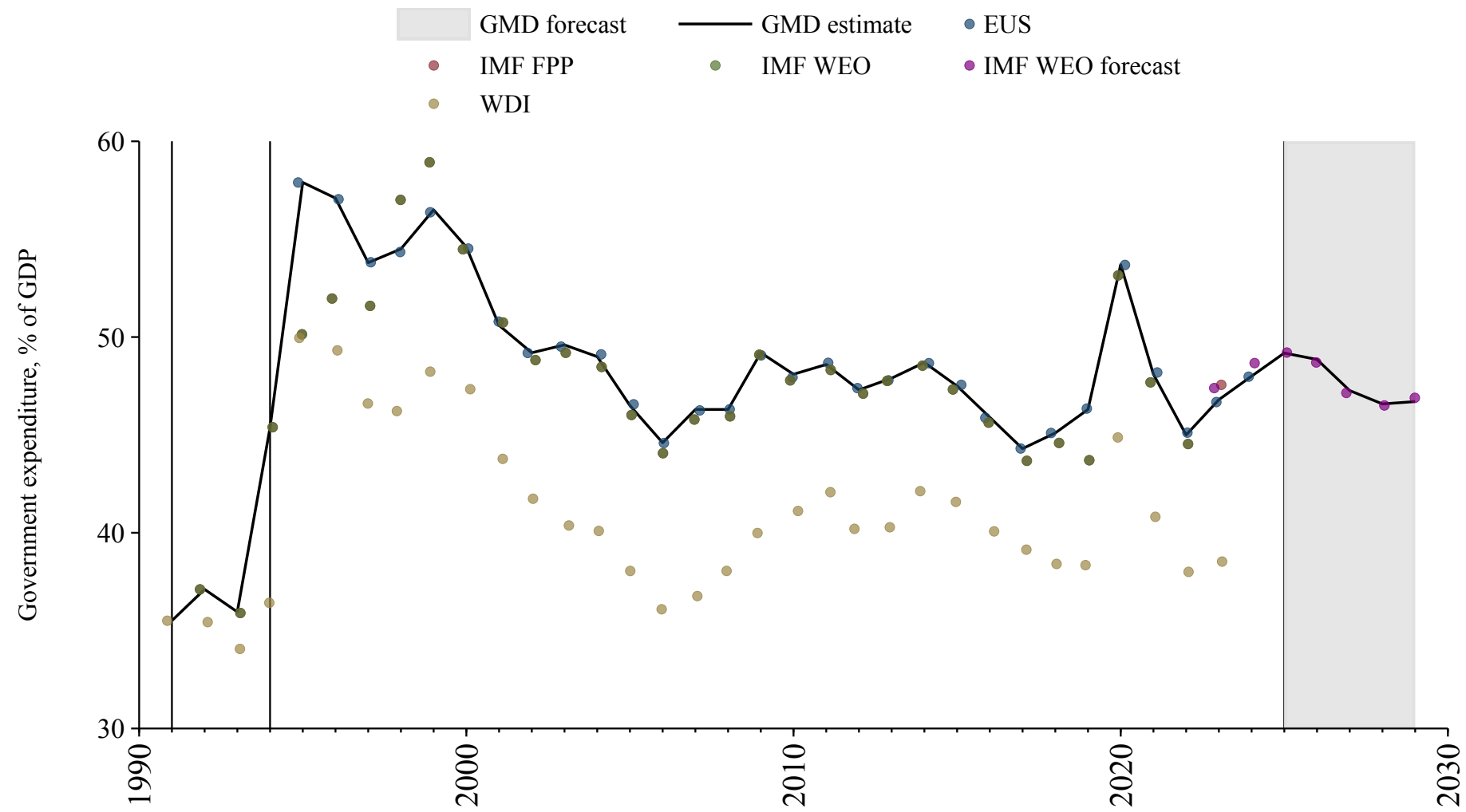
Costa Rica

Source	Time span	Notes
Mitchell (2013)	1950 - 1955	Spliced using overlapping data in 1956.
Mauro et al. (2015)	1956 - 1972	Spliced using overlapping data in 1973.
World Bank (2024)	1973 - 1989	Spliced using overlapping data in 1990.
WEO (2024a)	1990 - 1999	Spliced using overlapping data in 2000.
OECD Economic Outlook (2024)	2000 - 2022	Baseline source, overlaps with base year 2018.
World Bank (2024)	2023 - 2023	Spliced using overlapping data in 2024.
WEO (2024b)	2024 - 2029	Spliced using overlapping data in 2030.



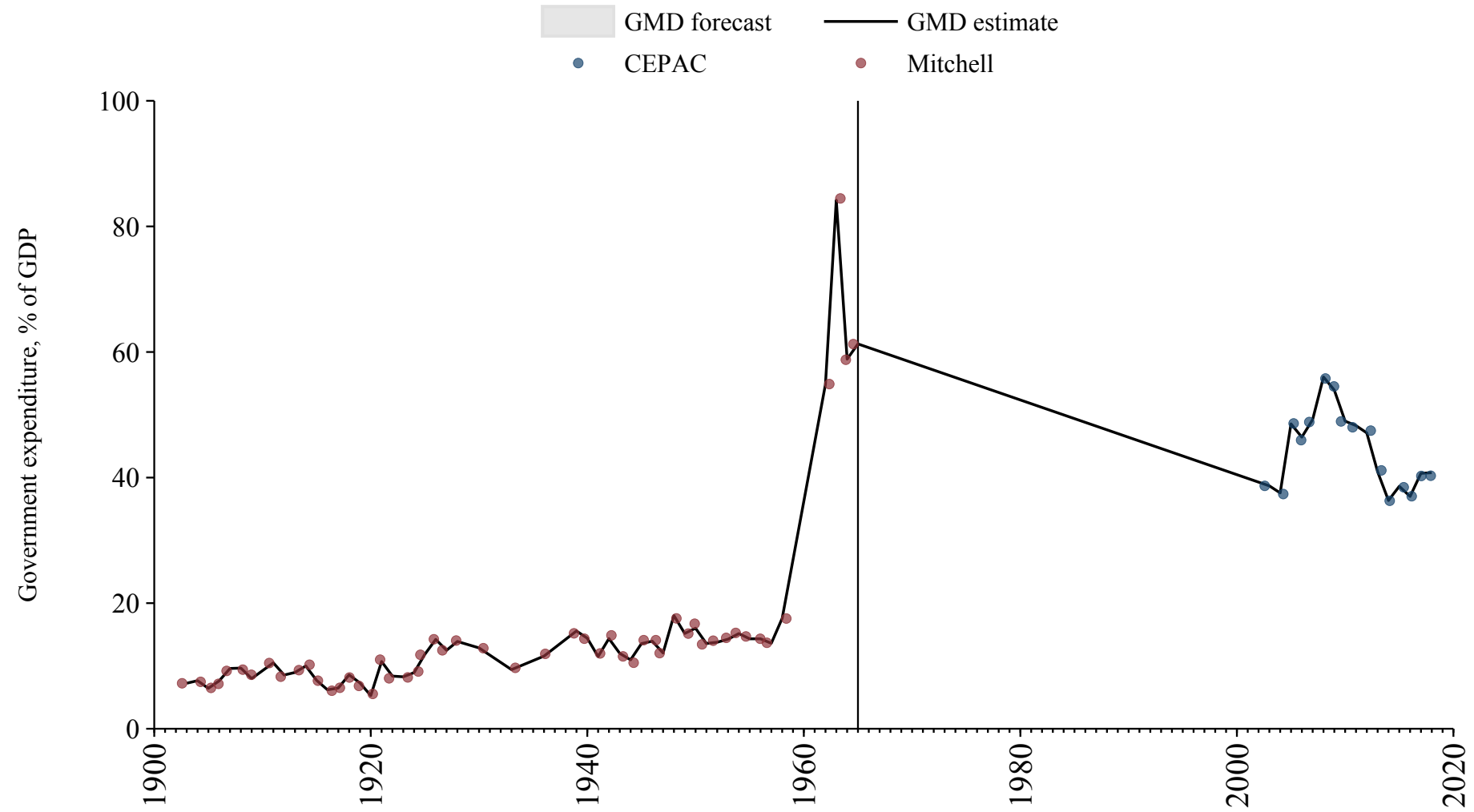
Croatia

Source	Time span	Notes
World Bank (2024)	1991 - 1991	Spliced using overlapping data in 1992.
WEO (2024a)	1992 - 1994	Spliced using overlapping data in 1995.
Commission (2024)	1995 - 2024	Baseline source, overlaps with base year 2018.
WEO (2024b)	2025 - 2029	Spliced using overlapping data in 2030.



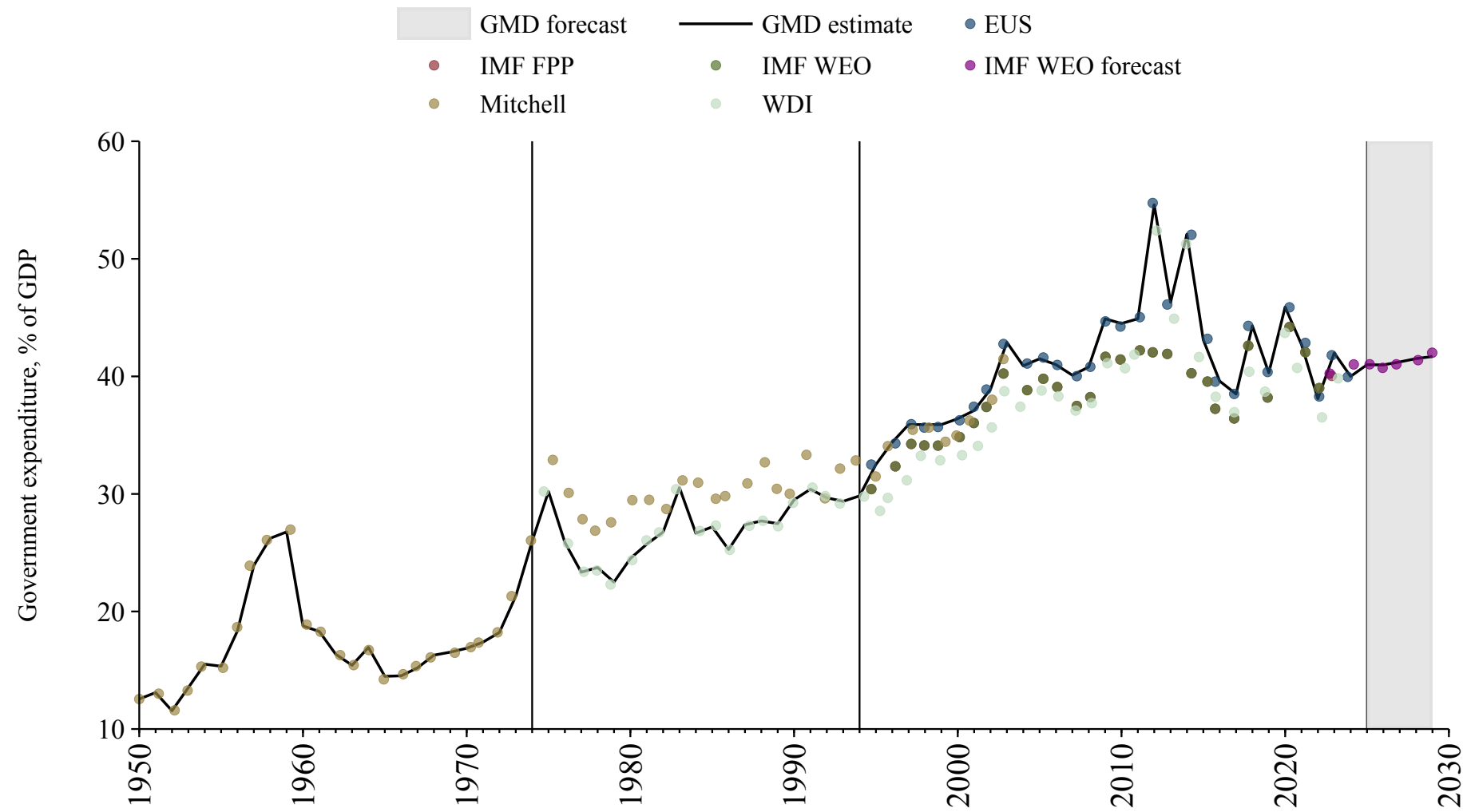
Cuba

Source	Time span	Notes
Mitchell (2013)	1903 - 1965	Spliced using overlapping data in 1966.
Economic Commission for Latin America and the Caribbean (2024)	1966 - 2018	Spliced using overlapping data in 2019.



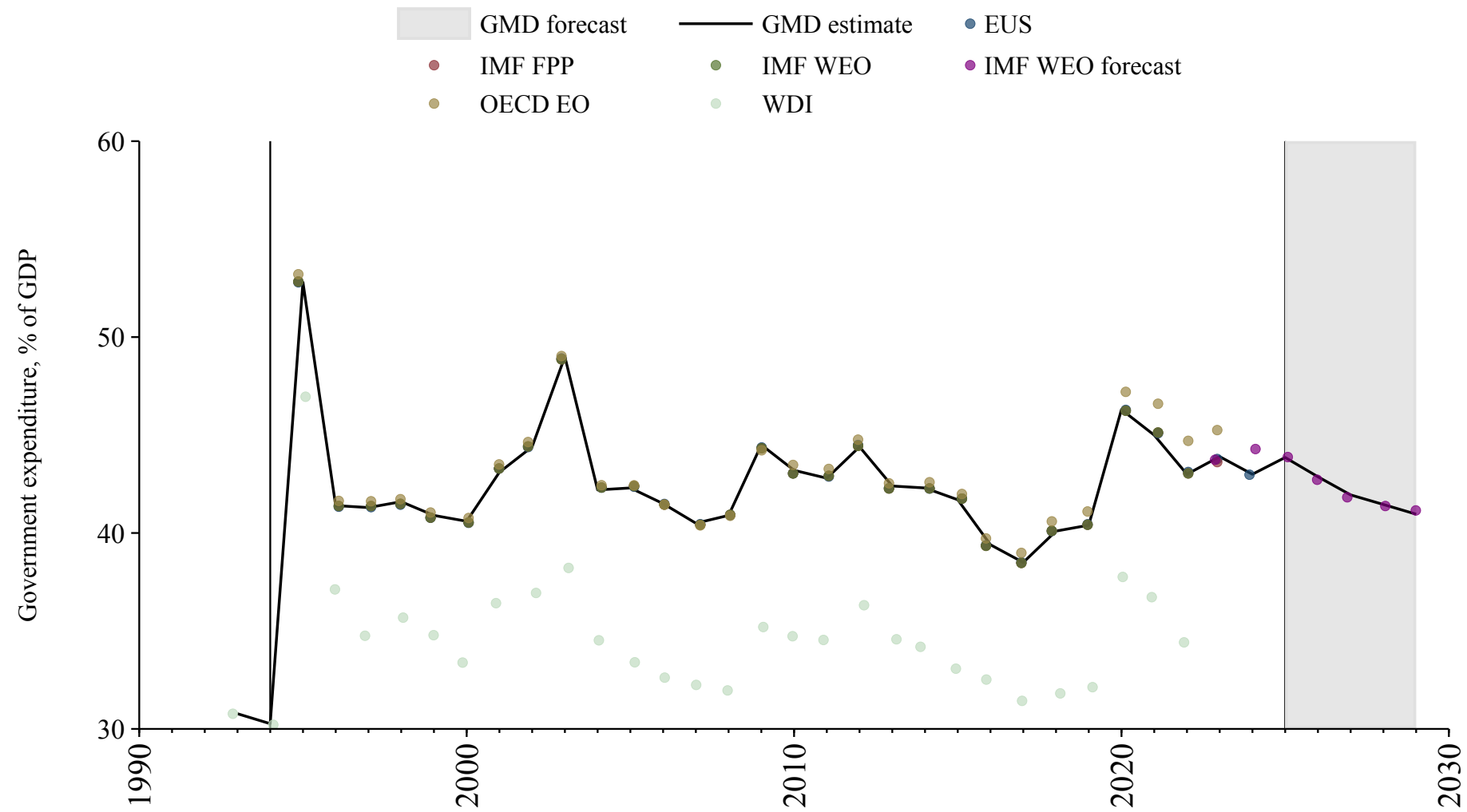
Cyprus

Source	Time span	Notes
Mitchell (2013)	1950 - 1974	Spliced using overlapping data in 1975.
World Bank (2024)	1975 - 1994	Spliced using overlapping data in 1995.
Commission (2024)	1995 - 2024	Baseline source, overlaps with base year 2018.
WEO (2024b)	2025 - 2029	Spliced using overlapping data in 2030.



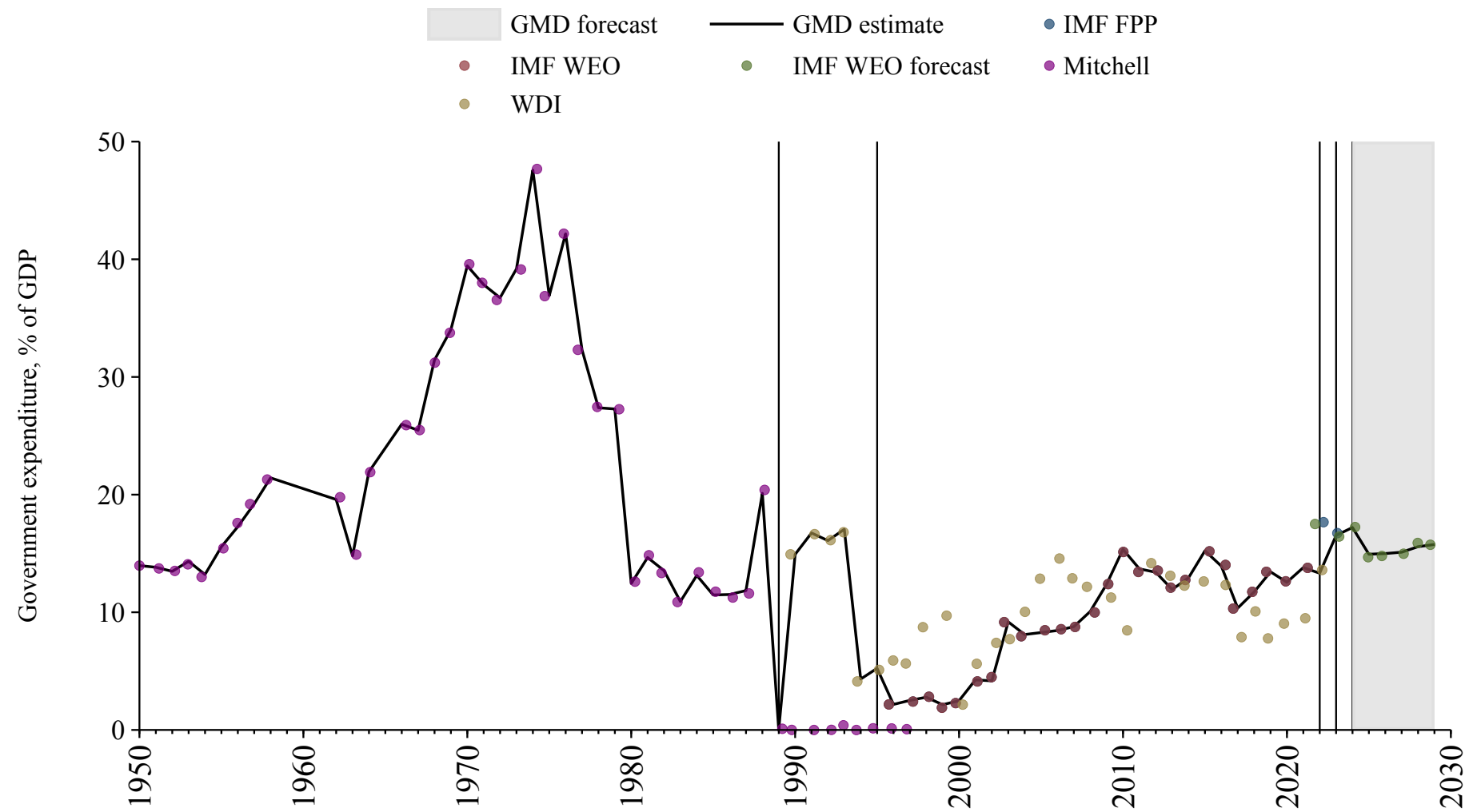
Czech Republic

Source	Time span	Notes
World Bank (2024)	1993 - 1994	Spliced using overlapping data in 1995.
Commission (2024)	1995 - 2024	Baseline source, overlaps with base year 2018.
WEO (2024b)	2025 - 2029	Spliced using overlapping data in 2030.



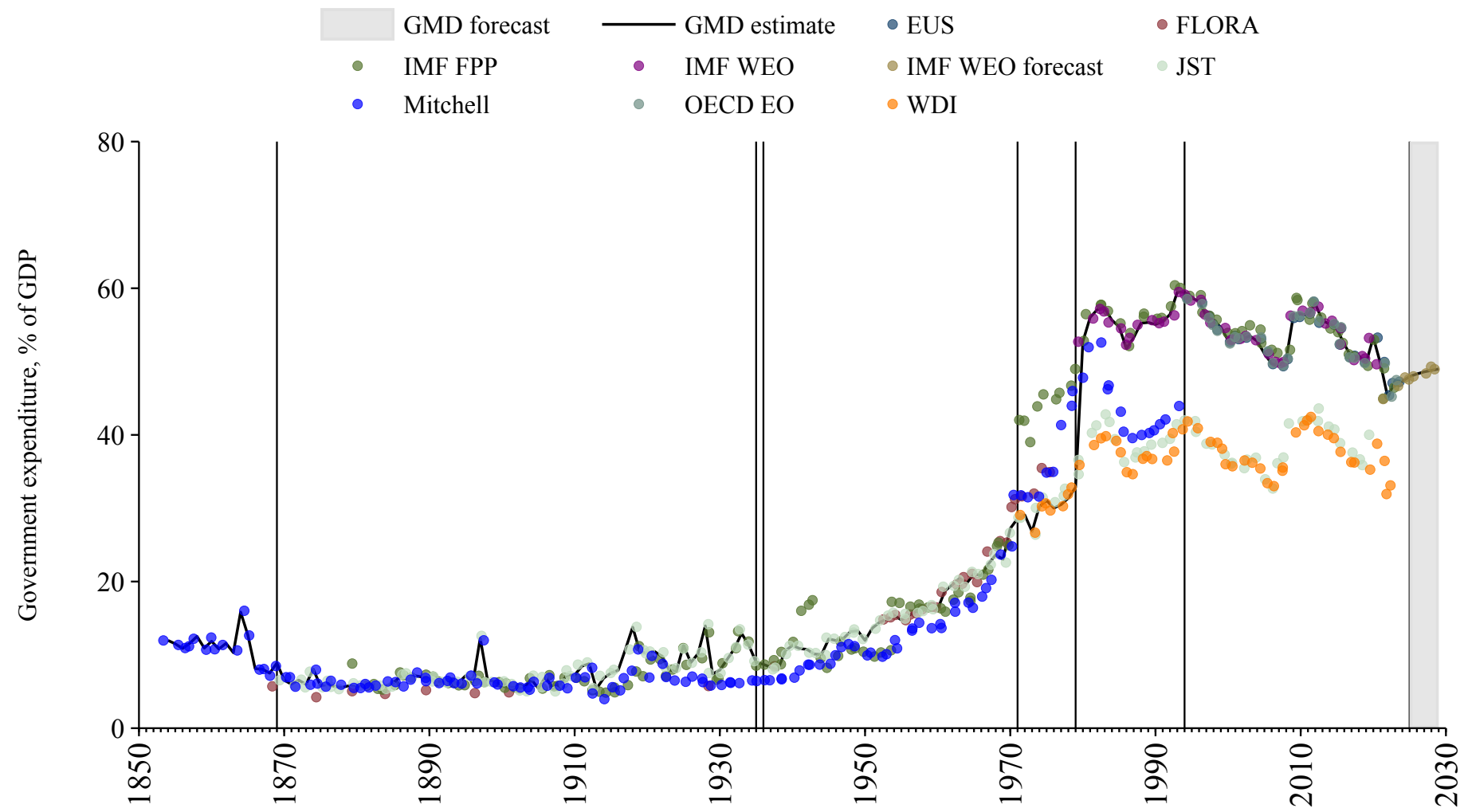
Democratic Republic of the Congo

Source	Time span	Notes
Mitchell (2013)	1950 - 1989	Spliced using overlapping data in 1990.
World Bank (2024)	1990 - 1995	Spliced using overlapping data in 1996.
WEO (2024a)	1996 - 2021	Baseline source, overlaps with base year 2018.
World Bank (2024)	2022 - 2022	Spliced using overlapping data in 2023.
Mauro et al. (2015)	2023 - 2023	Spliced using overlapping data in 2024.
WEO (2024b)	2024 - 2029	Spliced using overlapping data in 2030.



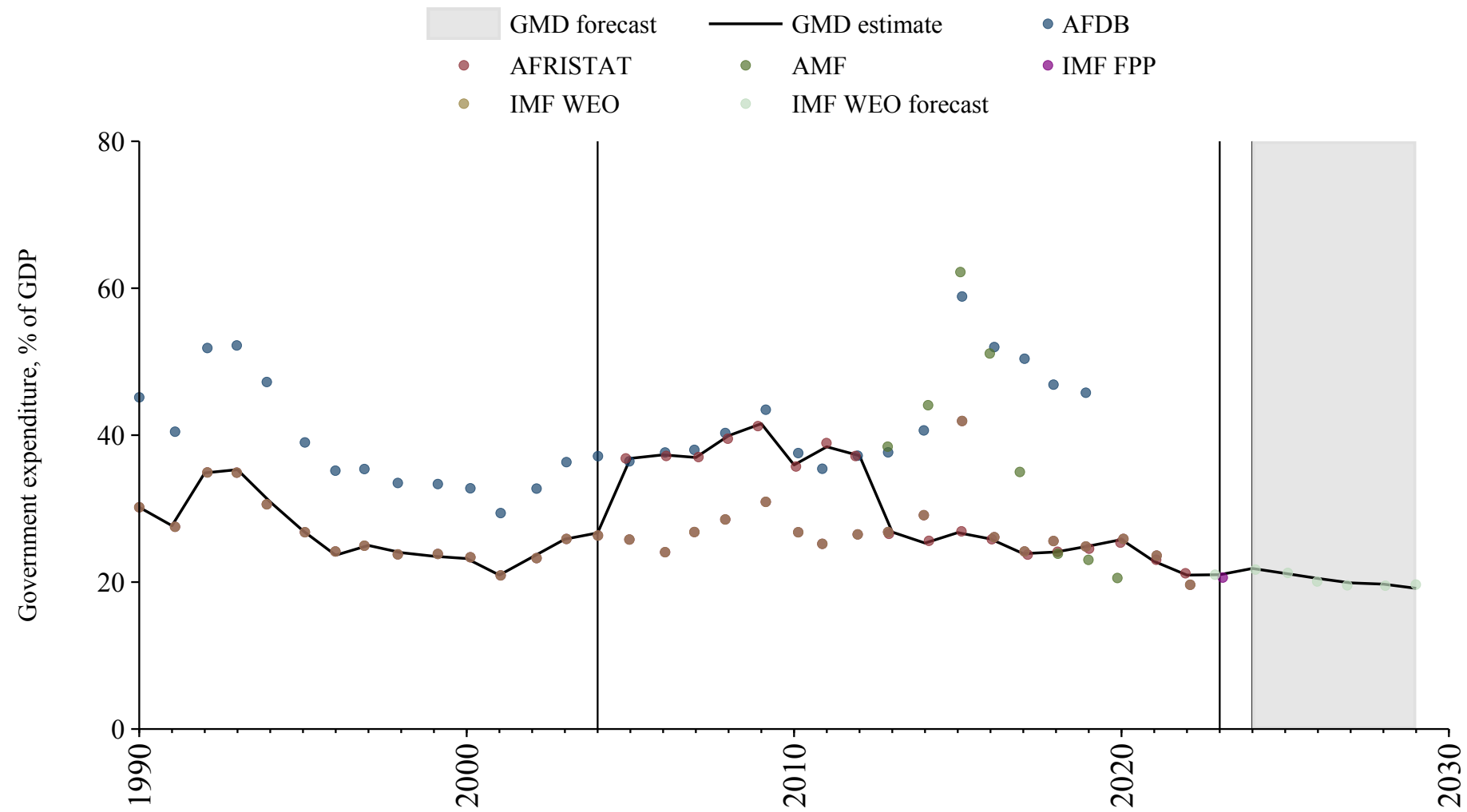
Denmark

Source	Time span	Notes
Mitchell (2013)	1854 - 1869	Spliced using overlapping data in 1870.
Jordà et al. (2017)	1870 - 1935	Spliced using overlapping data in 1936.
Mauro et al. (2015)	1936 - 1936	Spliced using overlapping data in 1937.
Jordà et al. (2017)	1937 - 1971	Spliced using overlapping data in 1972.
World Bank (2024)	1972 - 1979	Spliced using overlapping data in 1980.
WEO (2024a)	1980 - 1994	Spliced using overlapping data in 1995.
Commission (2024)	1995 - 2024	Baseline source, overlaps with base year 2018.
WEO (2024b)	2025 - 2029	Spliced using overlapping data in 2030.



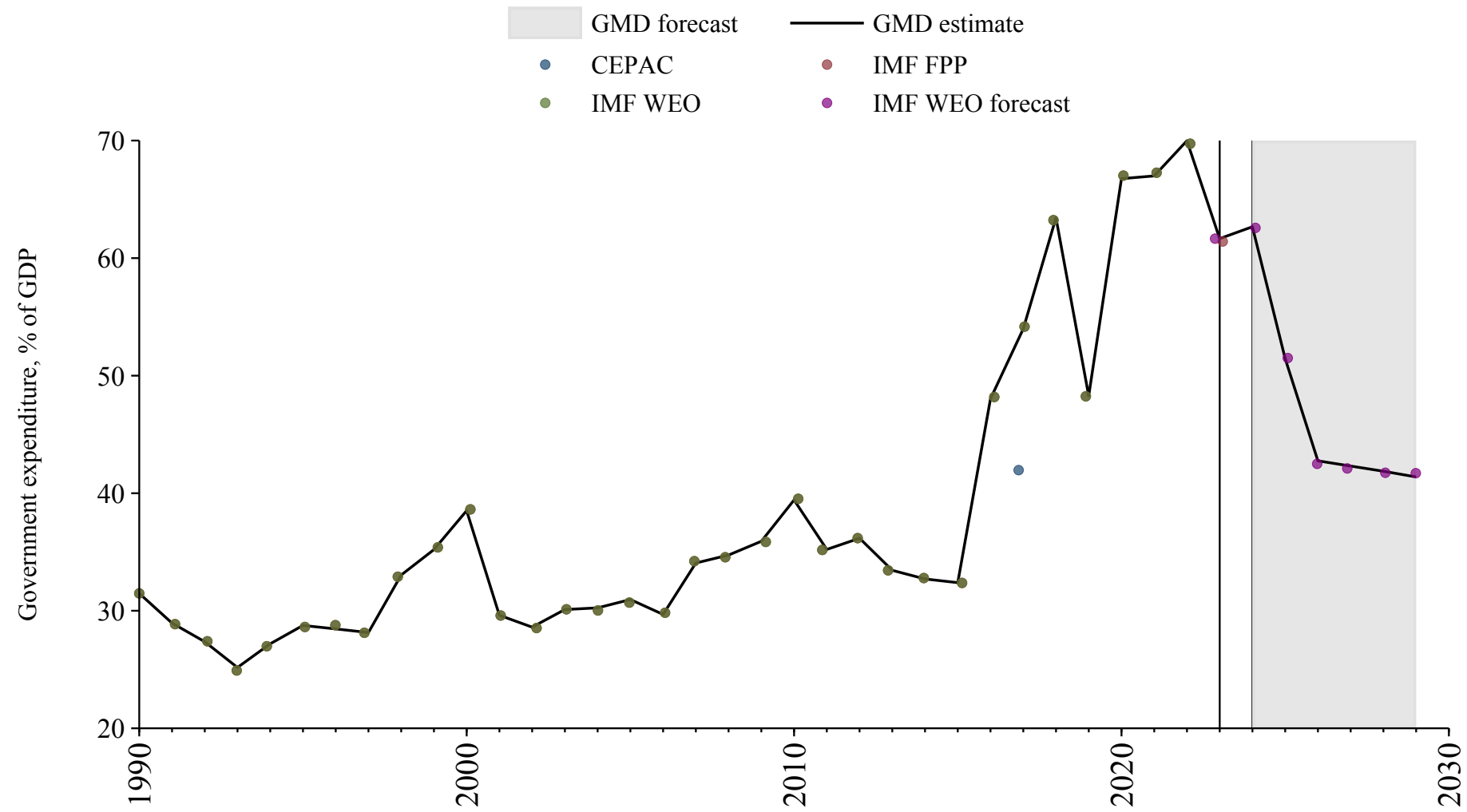
Djibouti

Source	Time span	Notes
WEO (2024a)	1990 - 2004	Spliced using overlapping data in 2005.
African Union (2024)	2005 - 2022	Baseline source, overlaps with base year 2018.
Mauro et al. (2015)	2023 - 2023	Spliced using overlapping data in 2024.
WEO (2024b)	2024 - 2029	Spliced using overlapping data in 2030.



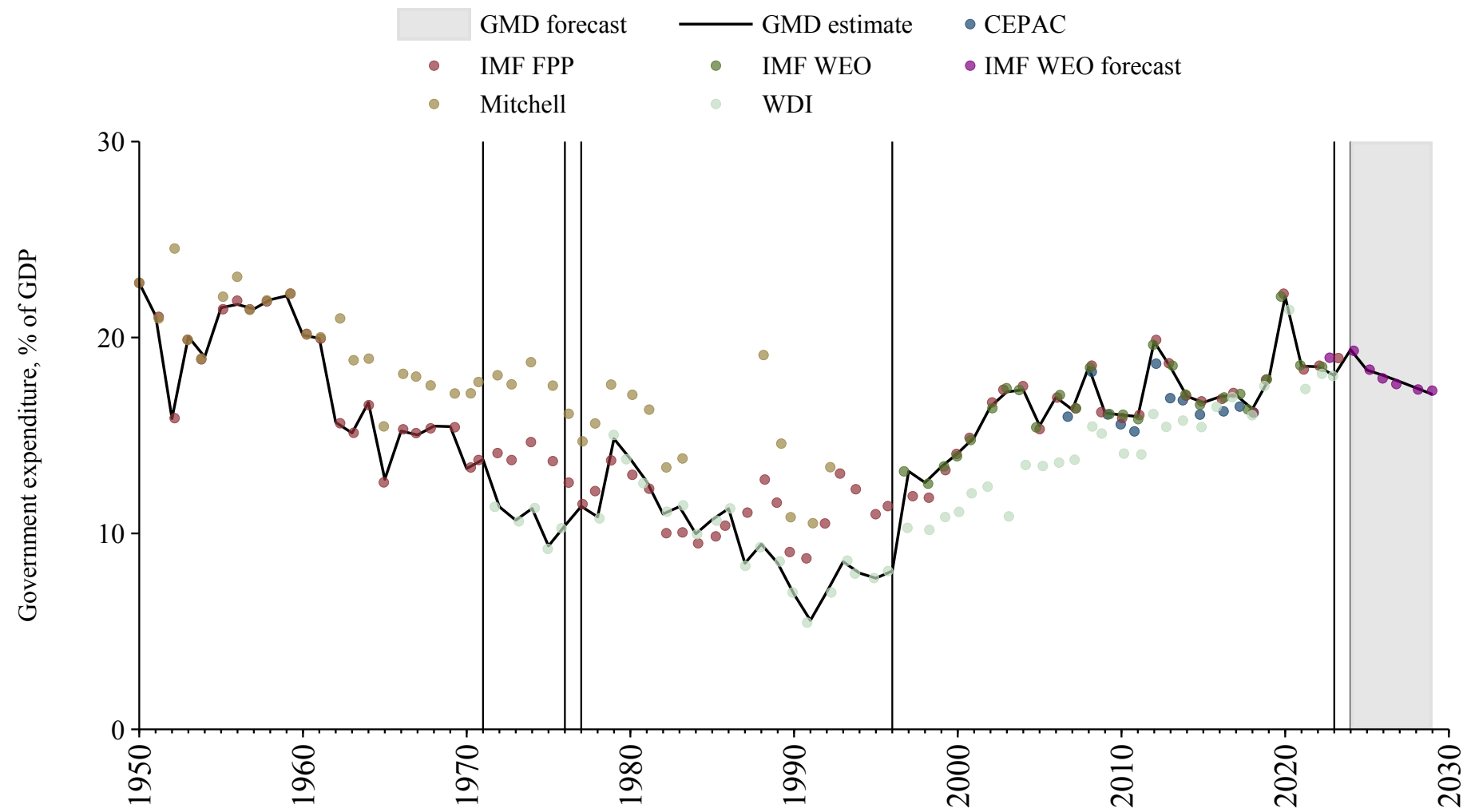
Dominica

Source	Time span	Notes
WEO (2024a)	1990 - 2022	Baseline source, overlaps with base year 2018.
Mauro et al. (2015)	2023 - 2023	Spliced using overlapping data in 2024.
WEO (2024b)	2024 - 2029	Spliced using overlapping data in 2030.



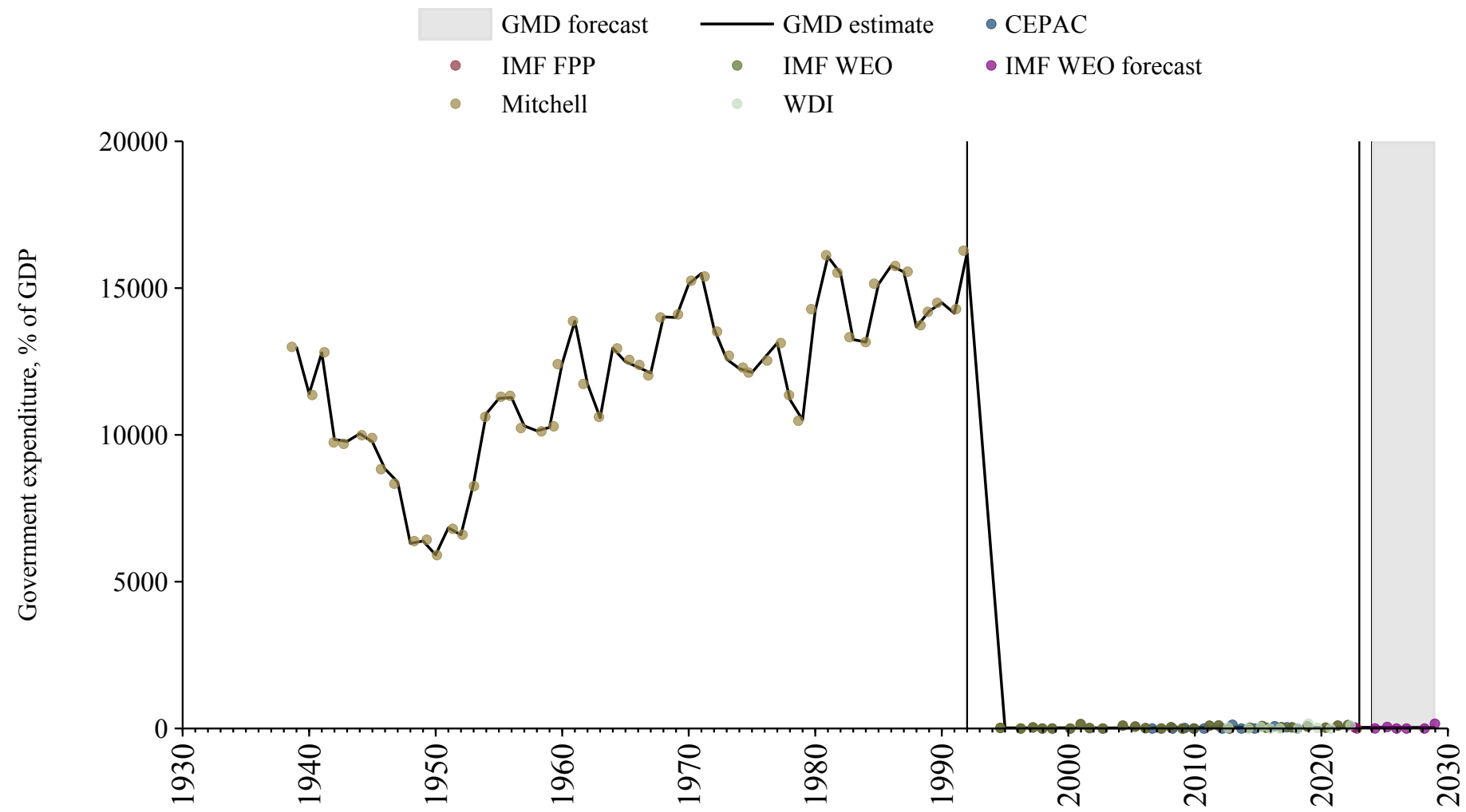
Dominican Republic

Source	Time span	Notes
Mauro et al. (2015)	1950 - 1971	Spliced using overlapping data in 1972.
World Bank (2024)	1972 - 1976	Spliced using overlapping data in 1977.
Mauro et al. (2015)	1977 - 1977	Spliced using overlapping data in 1978.
World Bank (2024)	1978 - 1996	Spliced using overlapping data in 1997.
WEO (2024a)	1997 - 2022	Baseline source, overlaps with base year 2018.
World Bank (2024)	2023 - 2023	Spliced using overlapping data in 2024.
WEO (2024b)	2024 - 2029	Spliced using overlapping data in 2030.



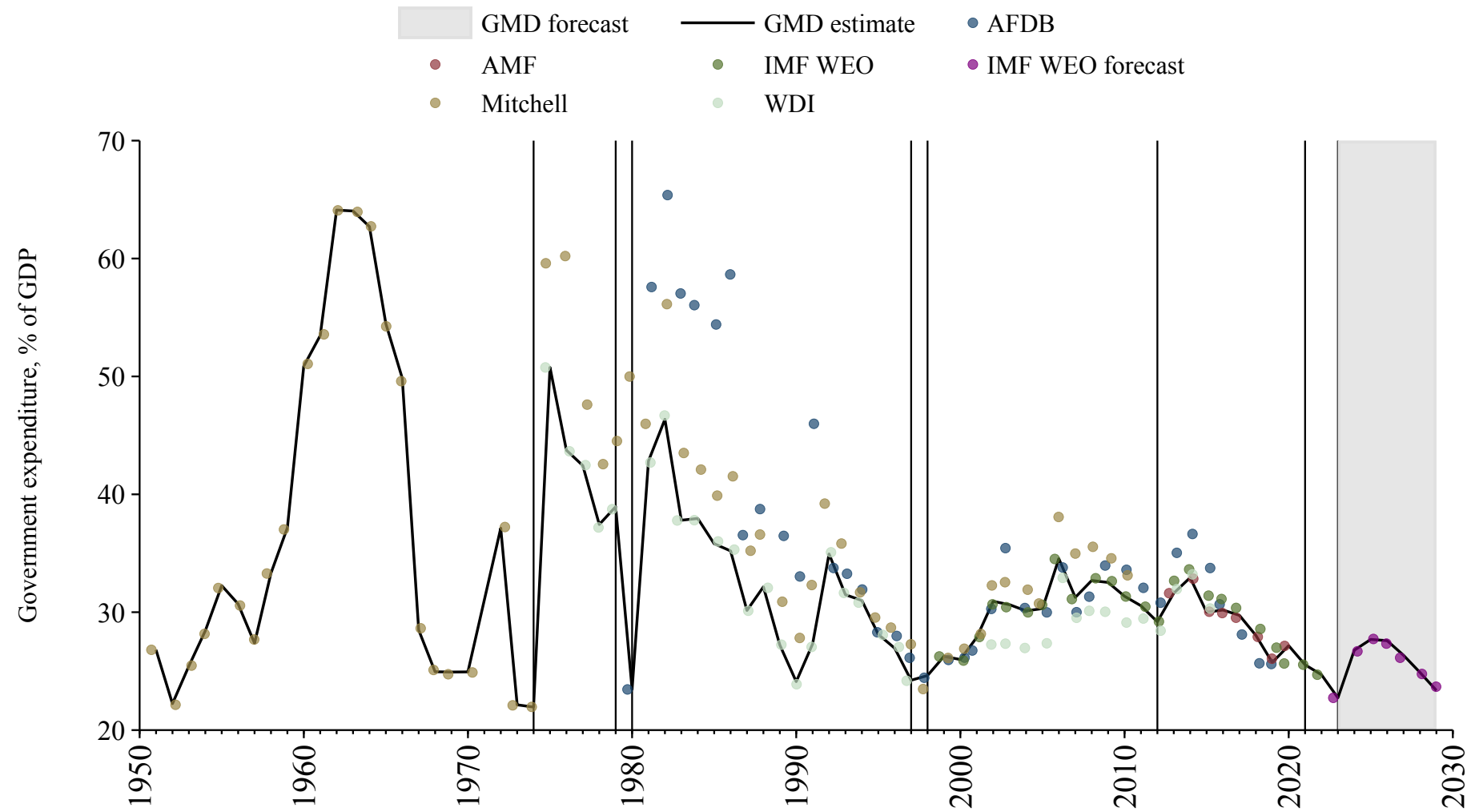
Ecuador

Source	Time span	Notes
Mitchell (2013)	1939 - 1992	Spliced using overlapping data in 1993.
WEO (2024a)	1993 - 2022	Baseline source, overlaps with base year 2018.
Mauro et al. (2015)	2023 - 2023	Spliced using overlapping data in 2024.
WEO (2024b)	2024 - 2029	Spliced using overlapping data in 2030.



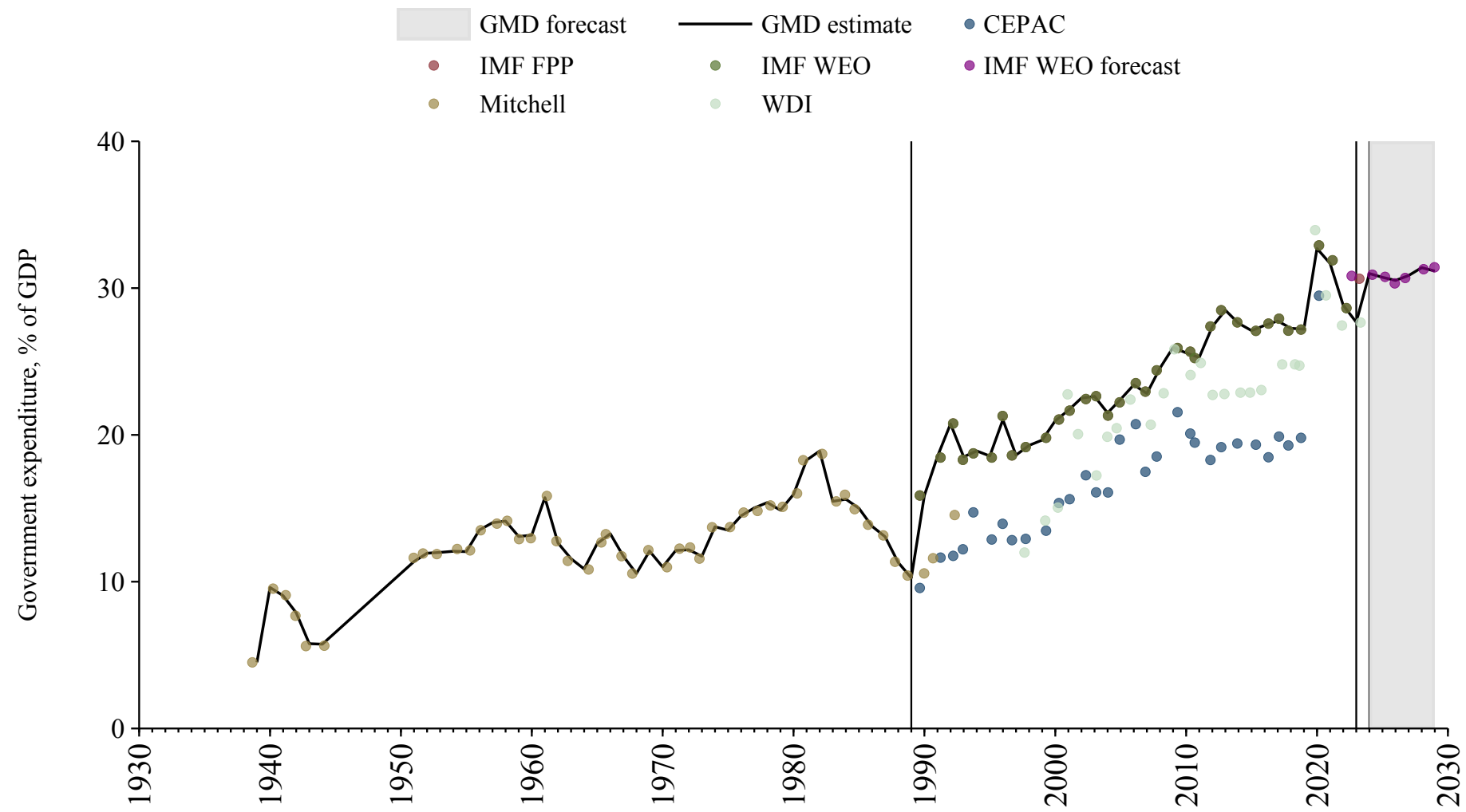
Egypt

Source	Time span	Notes
Mitchell (2013)	1951 - 1974	Spliced using overlapping data in 1975.
World Bank (2024)	1975 - 1979	Spliced using overlapping data in 1980.
Bank (2024)	1980 - 1980	Spliced using overlapping data in 1981.
World Bank (2024)	1981 - 1997	Spliced using overlapping data in 1998.
Bank (2024)	1998 - 1998	Spliced using overlapping data in 1999.
WEO (2024a)	1999 - 2012	Spliced using overlapping data in 2013.
Arab Monetary Fund (2024)	2013 - 2020	Baseline source, overlaps with base year 2018.
WEO (2024a)	2021 - 2022	Spliced using overlapping data in 2023.
WEO (2024b)	2023 - 2029	Spliced using overlapping data in 2030.



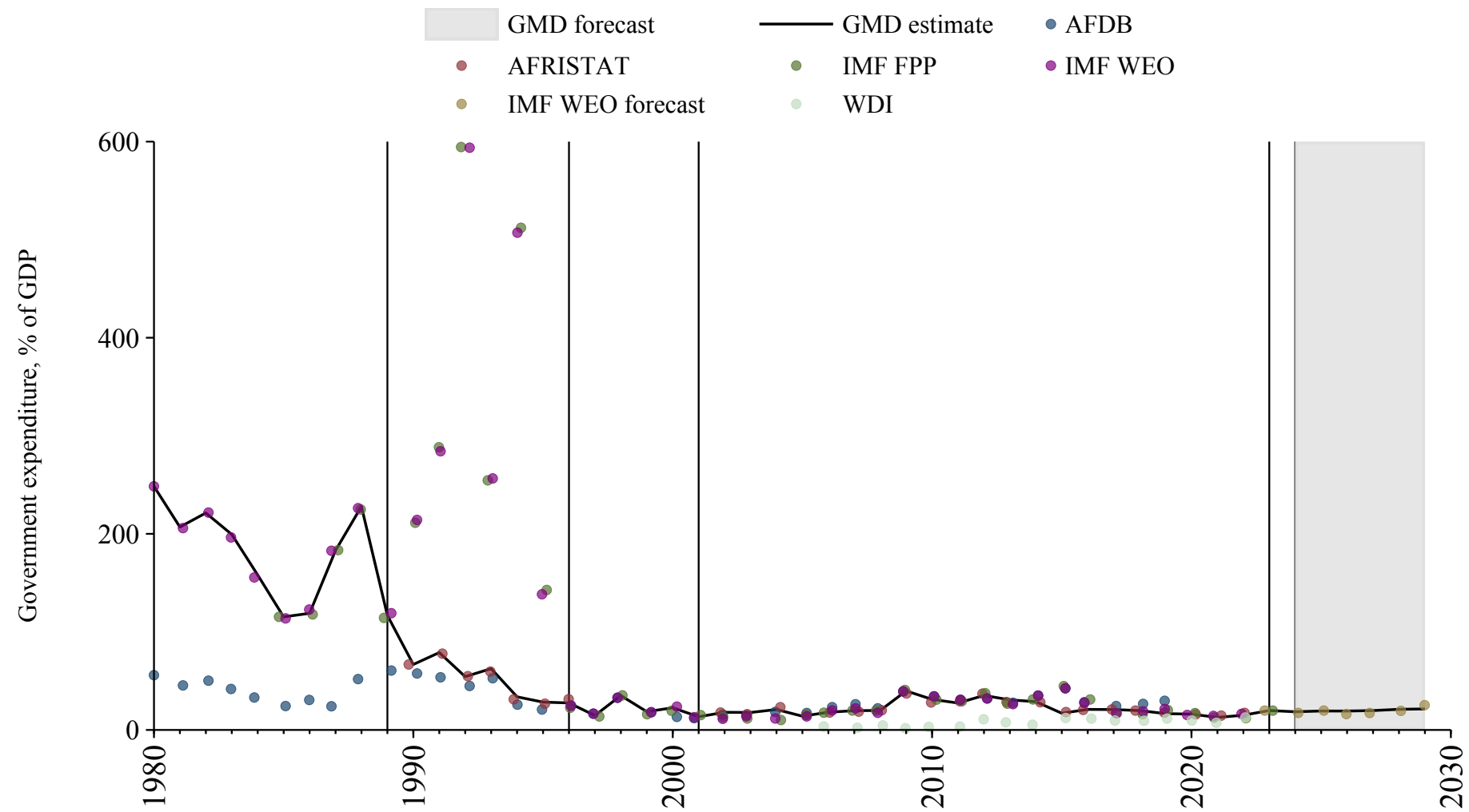
El Salvador

Source	Time span	Notes
Mitchell (2013)	1939 - 1989	Spliced using overlapping data in 1990.
WEO (2024a)	1990 - 2022	Baseline source, overlaps with base year 2018.
World Bank (2024)	2023 - 2023	Spliced using overlapping data in 2024.
WEO (2024b)	2024 - 2029	Spliced using overlapping data in 2030.



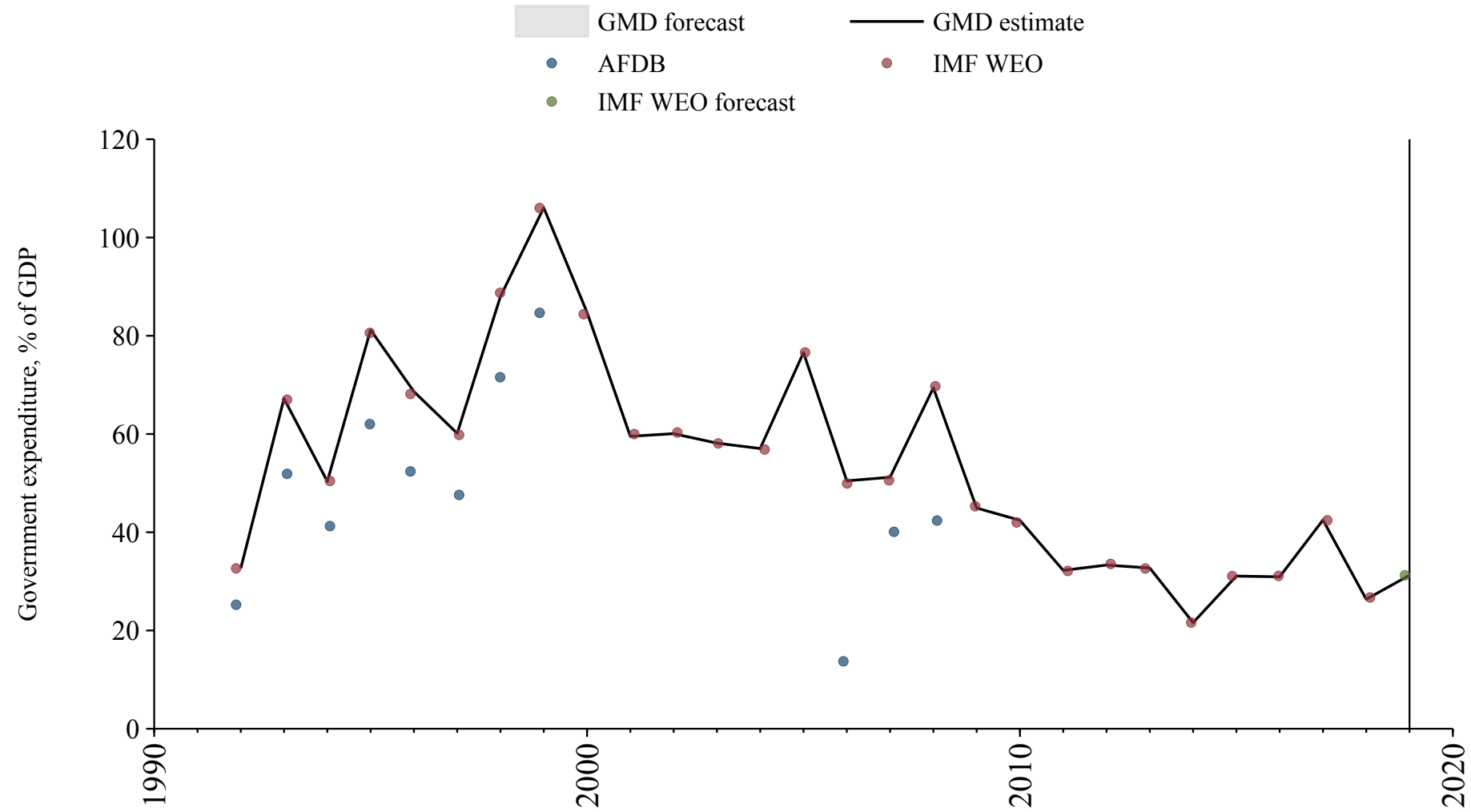
Equatorial Guinea

Source	Time span	Notes
WEO (2024a)	1980 - 1989	Spliced using overlapping data in 1990.
African Union (2024)	1990 - 1996	Spliced using overlapping data in 1997.
WEO (2024a)	1997 - 2001	Spliced using overlapping data in 2002.
African Union (2024)	2002 - 2022	Baseline source, overlaps with base year 2018.
Mauro et al. (2015)	2023 - 2023	Spliced using overlapping data in 2024.
WEO (2024b)	2024 - 2029	Spliced using overlapping data in 2030.



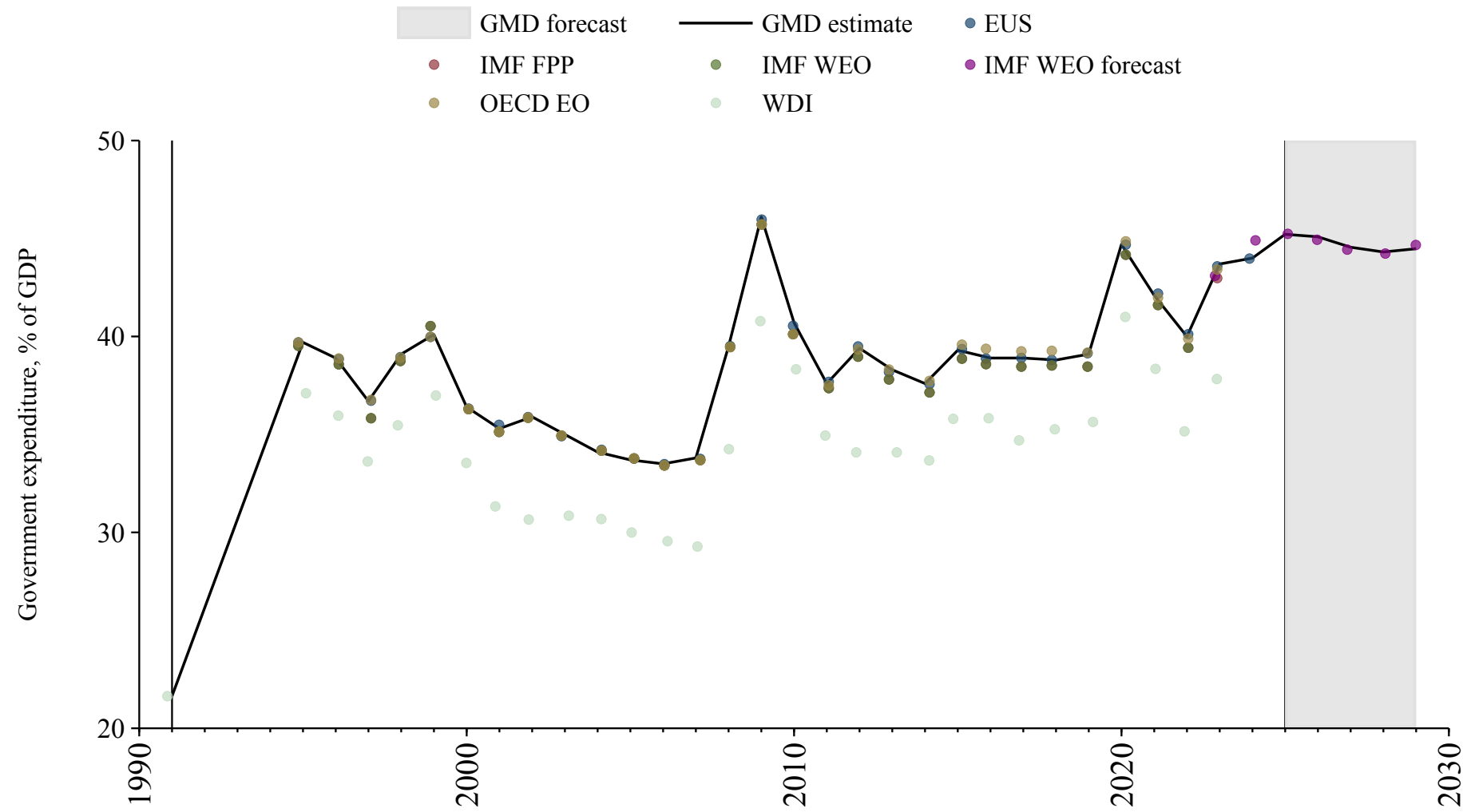
Eritrea

Source	Time span	Notes
WEO (2024a)	1992 - 2018	Spliced using overlapping data in 2019.
WEO (2024b)	2019 - 2019	Spliced using overlapping data in 2020.



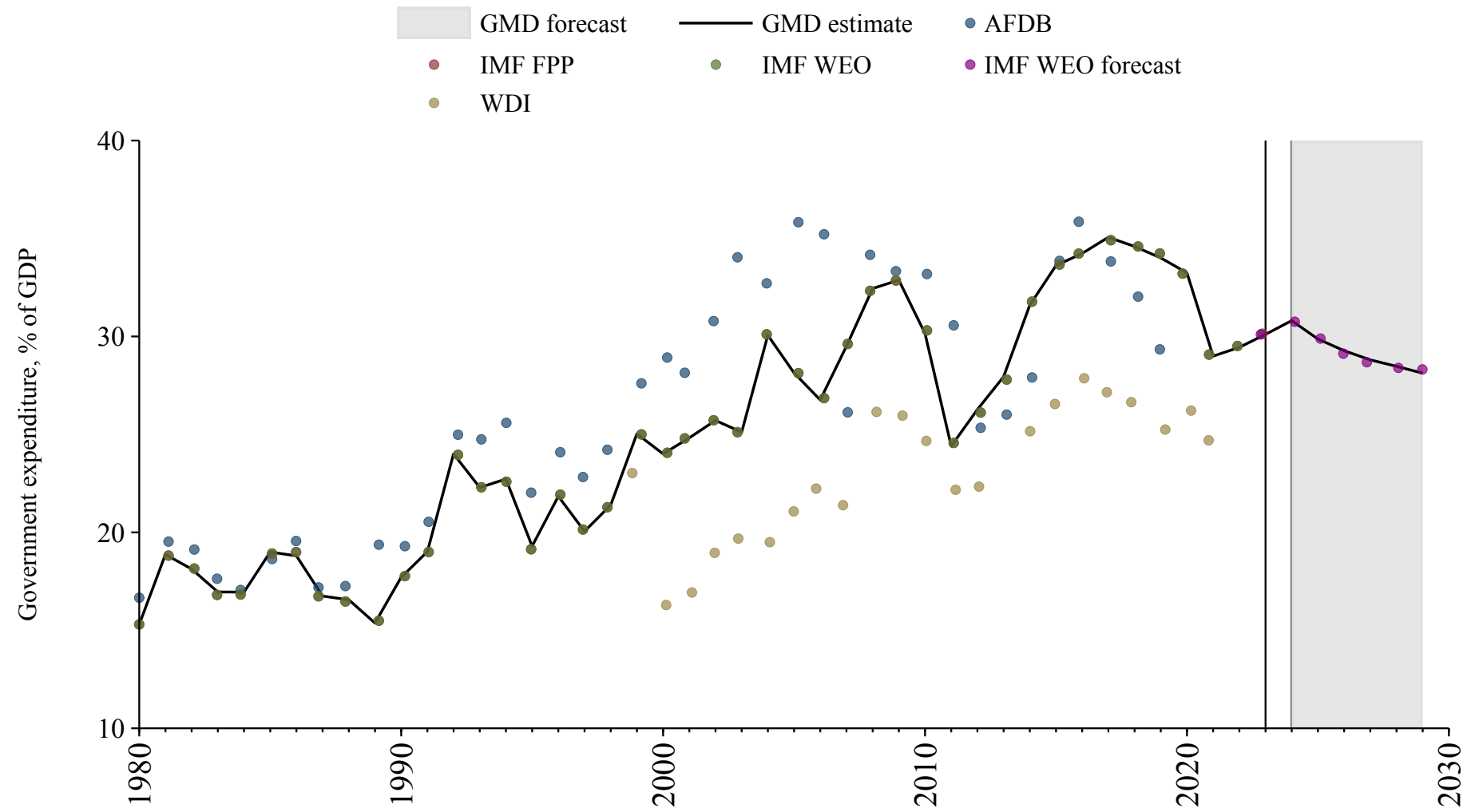
Estonia

Source	Time span	Notes
World Bank (2024)	1991 - 1991	Spliced using overlapping data in 1992.
Commission (2024)	1992 - 2024	Baseline source, overlaps with base year 2018.
WEO (2024b)	2025 - 2029	Spliced using overlapping data in 2030.



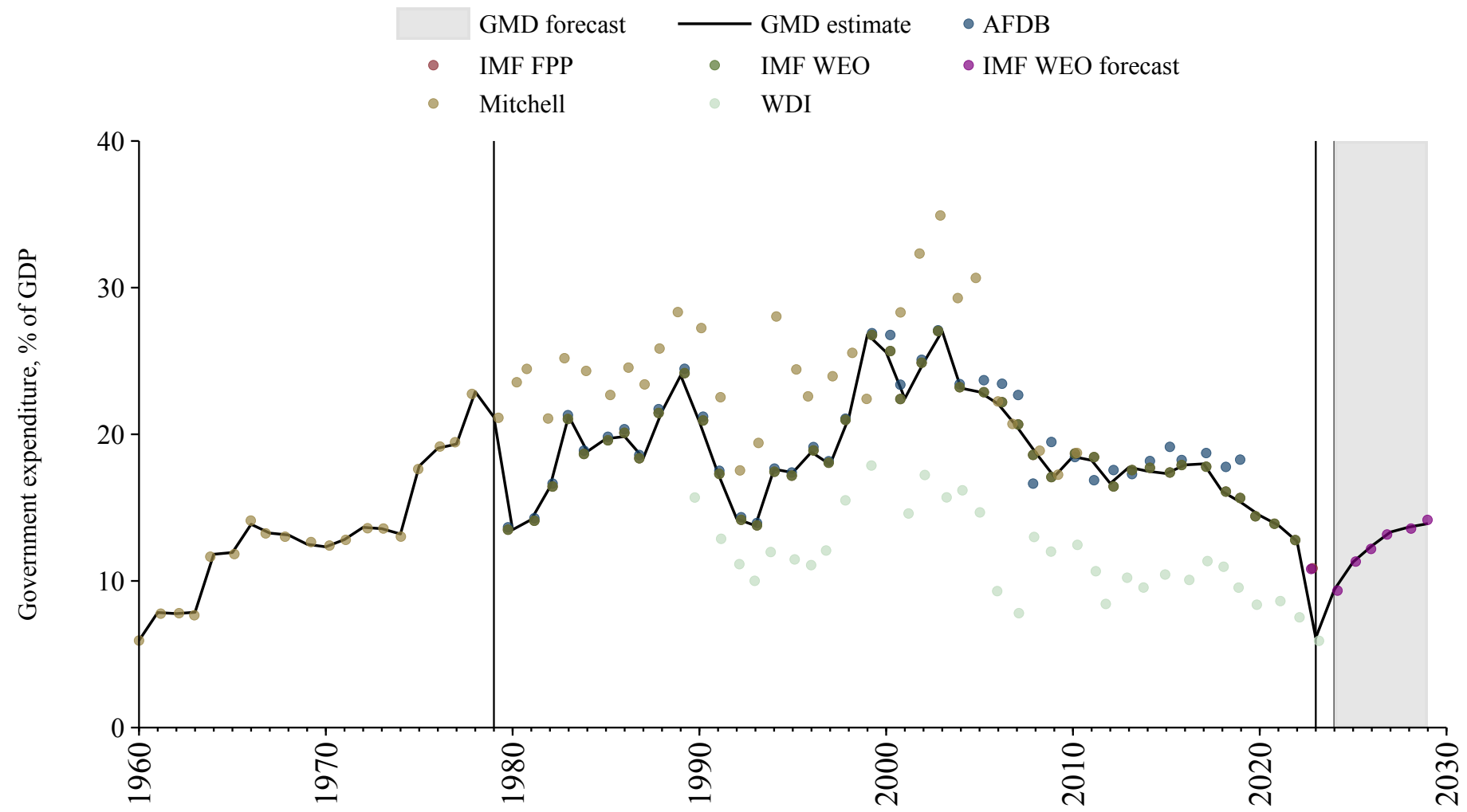
Eswatini

Source	Time span	Notes
WEO (2024a)	1980 - 2022	Baseline source, overlaps with base year 2018.
Mauro et al. (2015)	2023 - 2023	Spliced using overlapping data in 2024.
WEO (2024b)	2024 - 2029	Spliced using overlapping data in 2030.



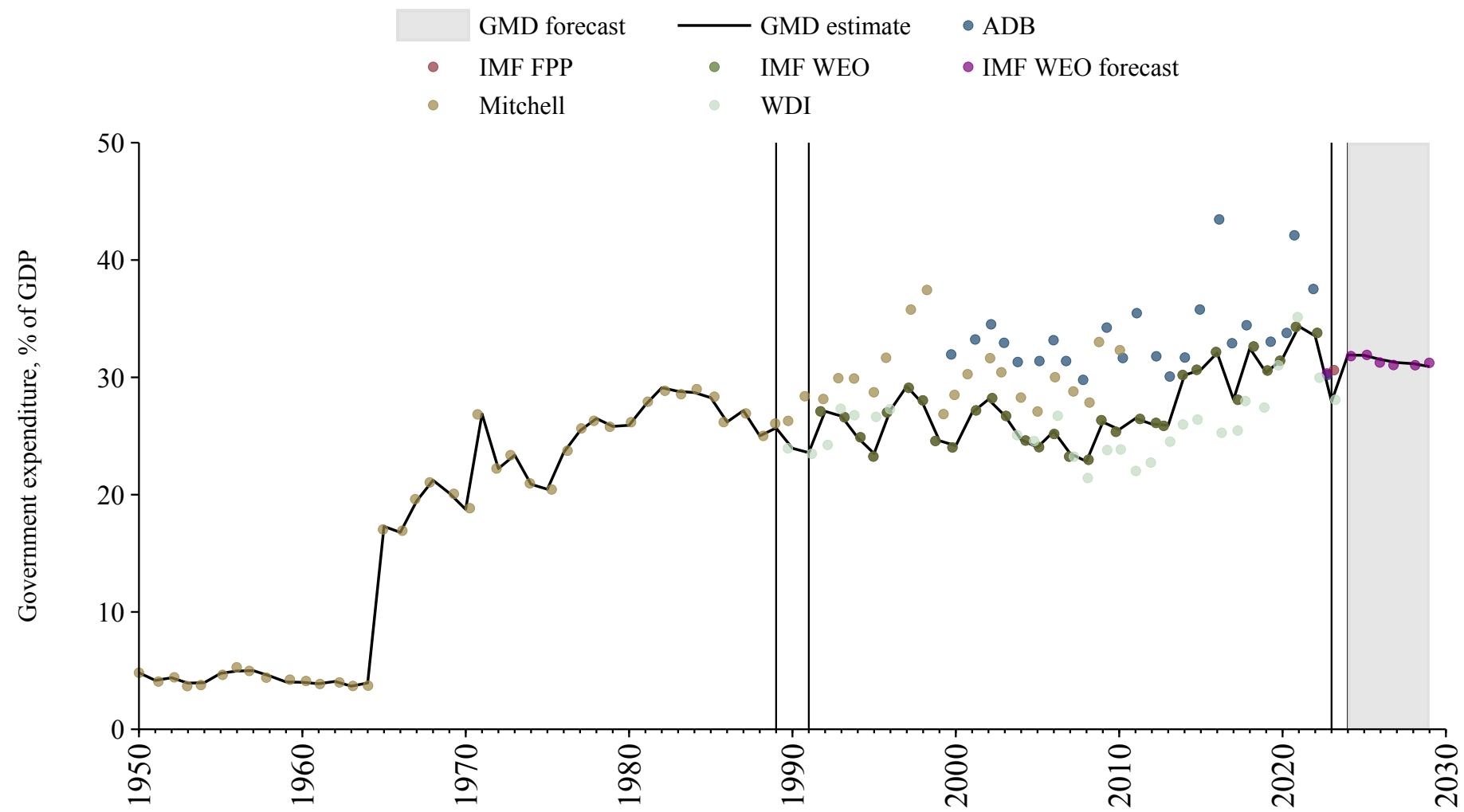
Ethiopia

Source	Time span	Notes
Mitchell (2013)	1960 - 1979	Spliced using overlapping data in 1980.
WEO (2024a)	1980 - 2022	Baseline source, overlaps with base year 2018.
World Bank (2024)	2023 - 2023	Spliced using overlapping data in 2024.
WEO (2024b)	2024 - 2029	Spliced using overlapping data in 2030.



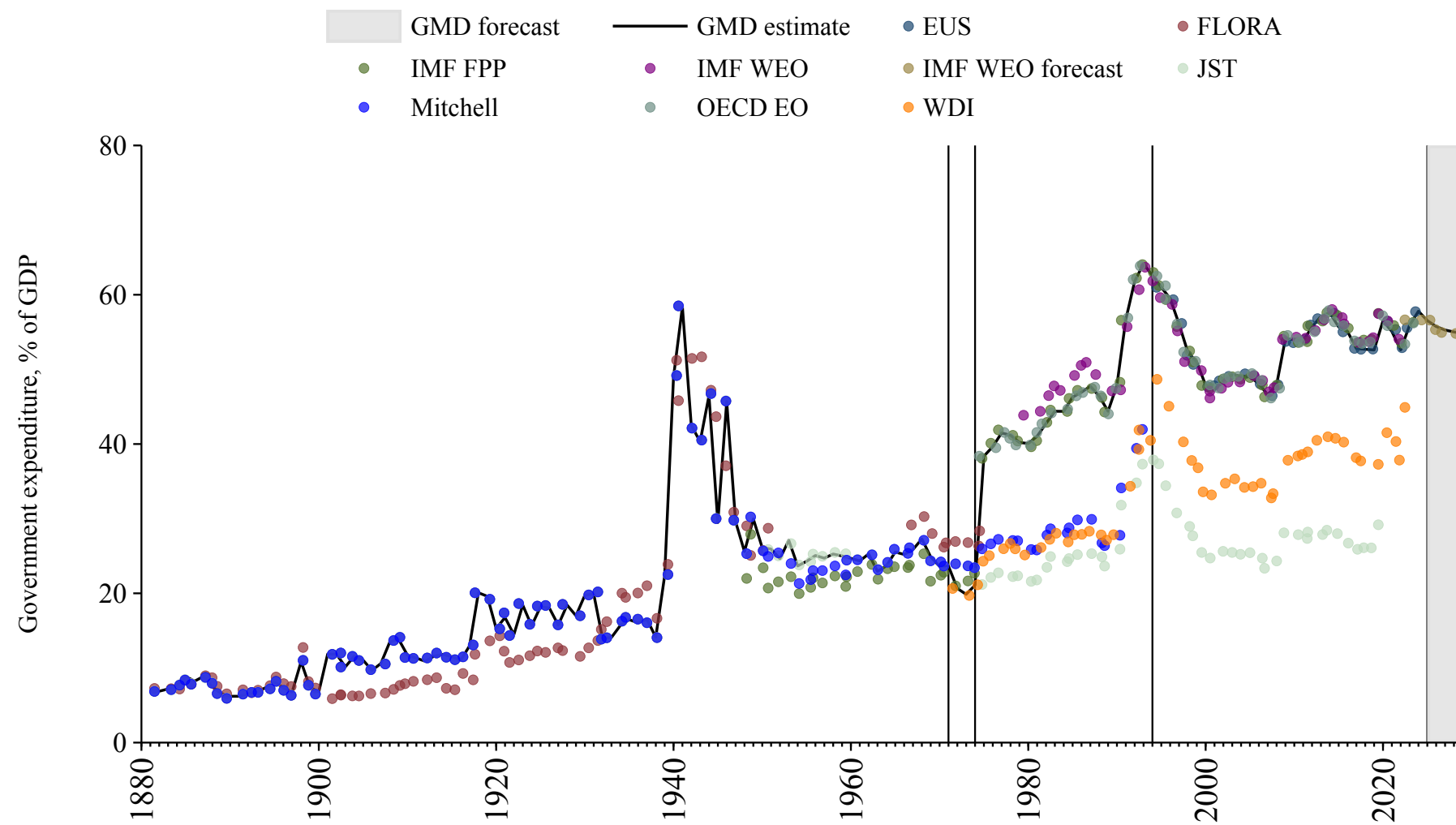
Fiji

Source	Time span	Notes
Mitchell (2013)	1950 - 1989	Spliced using overlapping data in 1990.
World Bank (2024)	1990 - 1991	Spliced using overlapping data in 1992.
WEO (2024a)	1992 - 2022	Baseline source, overlaps with base year 2018.
World Bank (2024)	2023 - 2023	Spliced using overlapping data in 2024.
WEO (2024b)	2024 - 2029	Spliced using overlapping data in 2030.



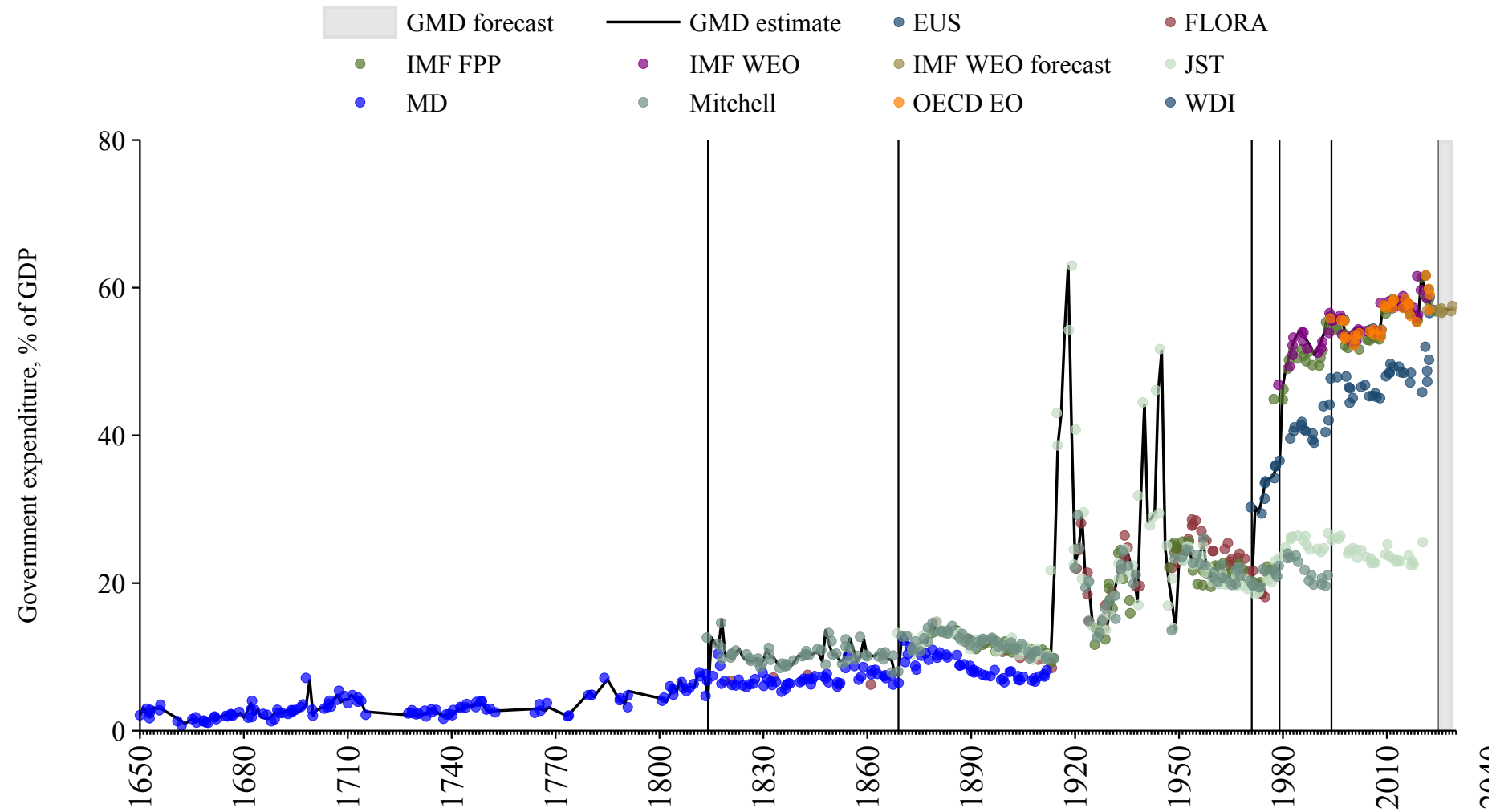
Finland

Source	Time span	Notes
Jordà et al. (2017)	1882 - 1971	Spliced using overlapping data in 1972.
World Bank (2024)	1972 - 1974	Spliced using overlapping data in 1975.
OECD Economic Outlook (2024)	1975 - 1994	Spliced using overlapping data in 1995.
Commission (2024)	1995 - 2024	Baseline source, overlaps with base year 2018.
WEO (2024b)	2025 - 2029	Spliced using overlapping data in 2030.



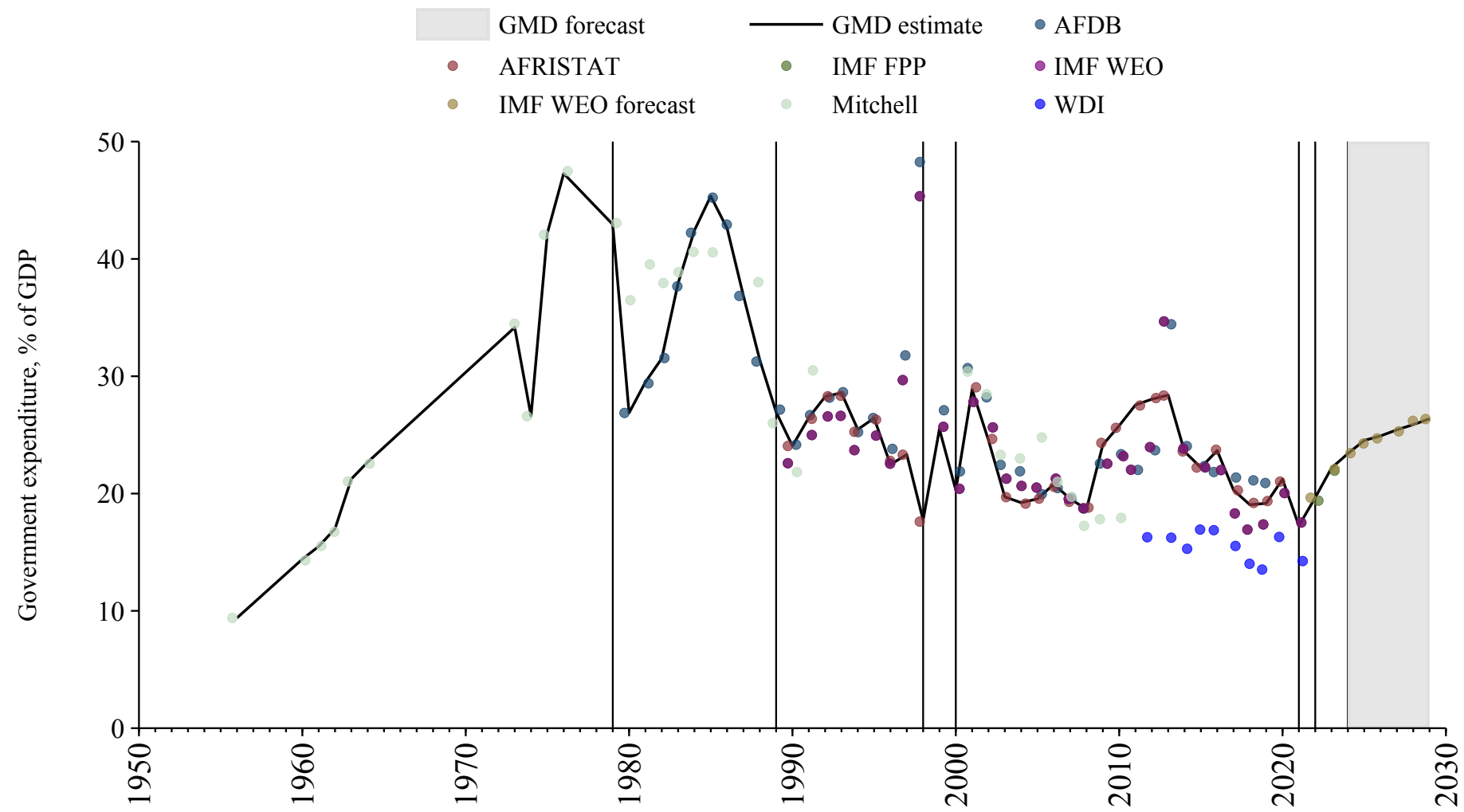
France

Source	Time span	Notes
Cox and Dincecco (2021)	1650 - 1814	Spliced using overlapping data in 1815.
Mitchell (2013)	1815 - 1869	Spliced using overlapping data in 1870.
Jordà et al. (2017)	1870 - 1971	Spliced using overlapping data in 1972.
World Bank (2024)	1972 - 1979	Spliced using overlapping data in 1980.
WEO (2024a)	1980 - 1994	Spliced using overlapping data in 1995.
Commission (2024)	1995 - 2024	Baseline source, overlaps with base year 2018.
WEO (2024b)	2025 - 2029	Spliced using overlapping data in 2030.



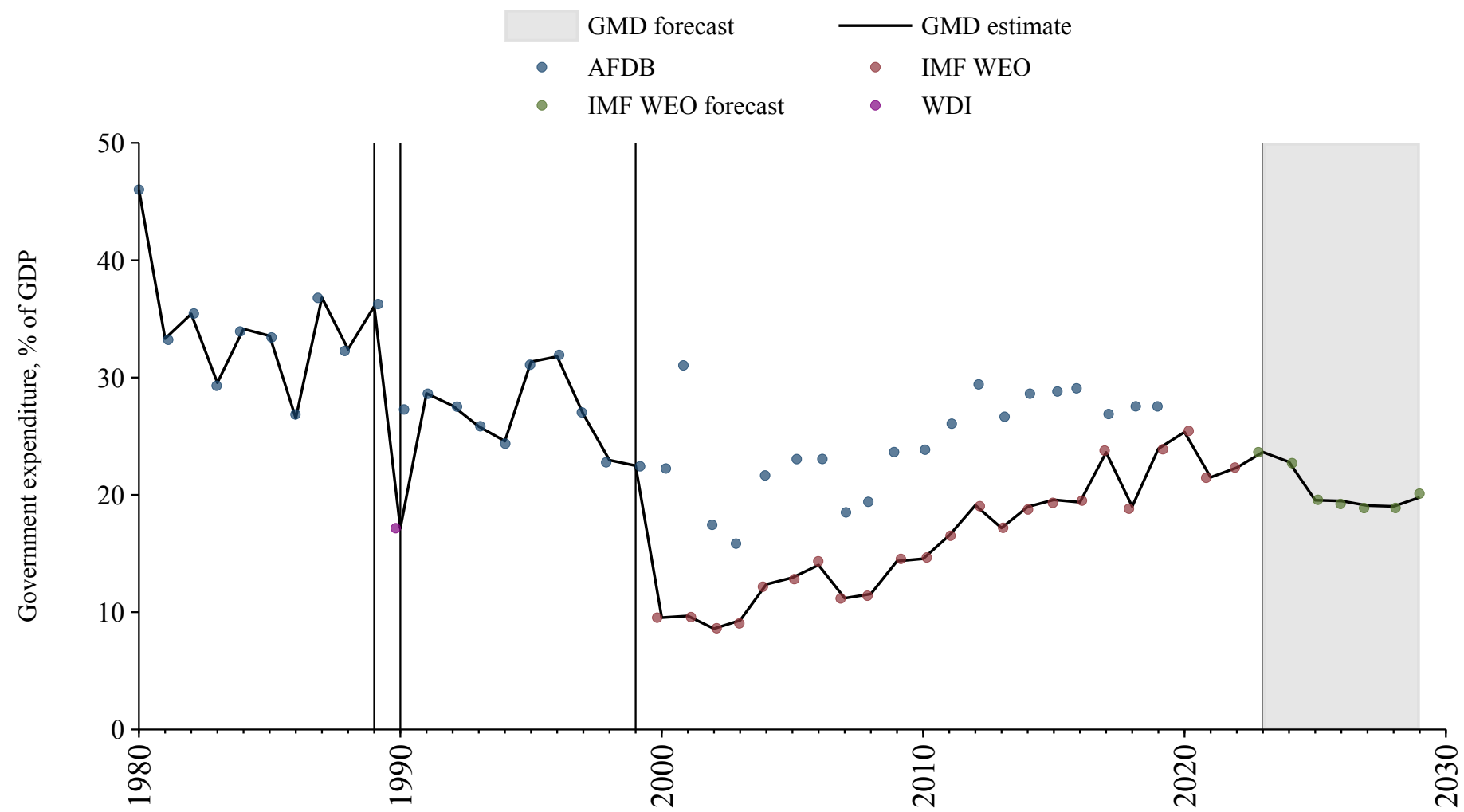
Gabon

Source	Time span	Notes
Mitchell (2013)	1956 - 1979	Spliced using overlapping data in 1980.
Bank (2024)	1980 - 1989	Spliced using overlapping data in 1990.
African Union (2024)	1990 - 1998	Spliced using overlapping data in 1999.
WEO (2024a)	1999 - 2000	Spliced using overlapping data in 2001.
African Union (2024)	2001 - 2020	Baseline source, overlaps with base year 2018.
WEO (2024a)	2021 - 2021	Spliced using overlapping data in 2022.
Mauro et al. (2015)	2022 - 2023	Spliced using overlapping data in 2024.
WEO (2024b)	2024 - 2029	Spliced using overlapping data in 2030.



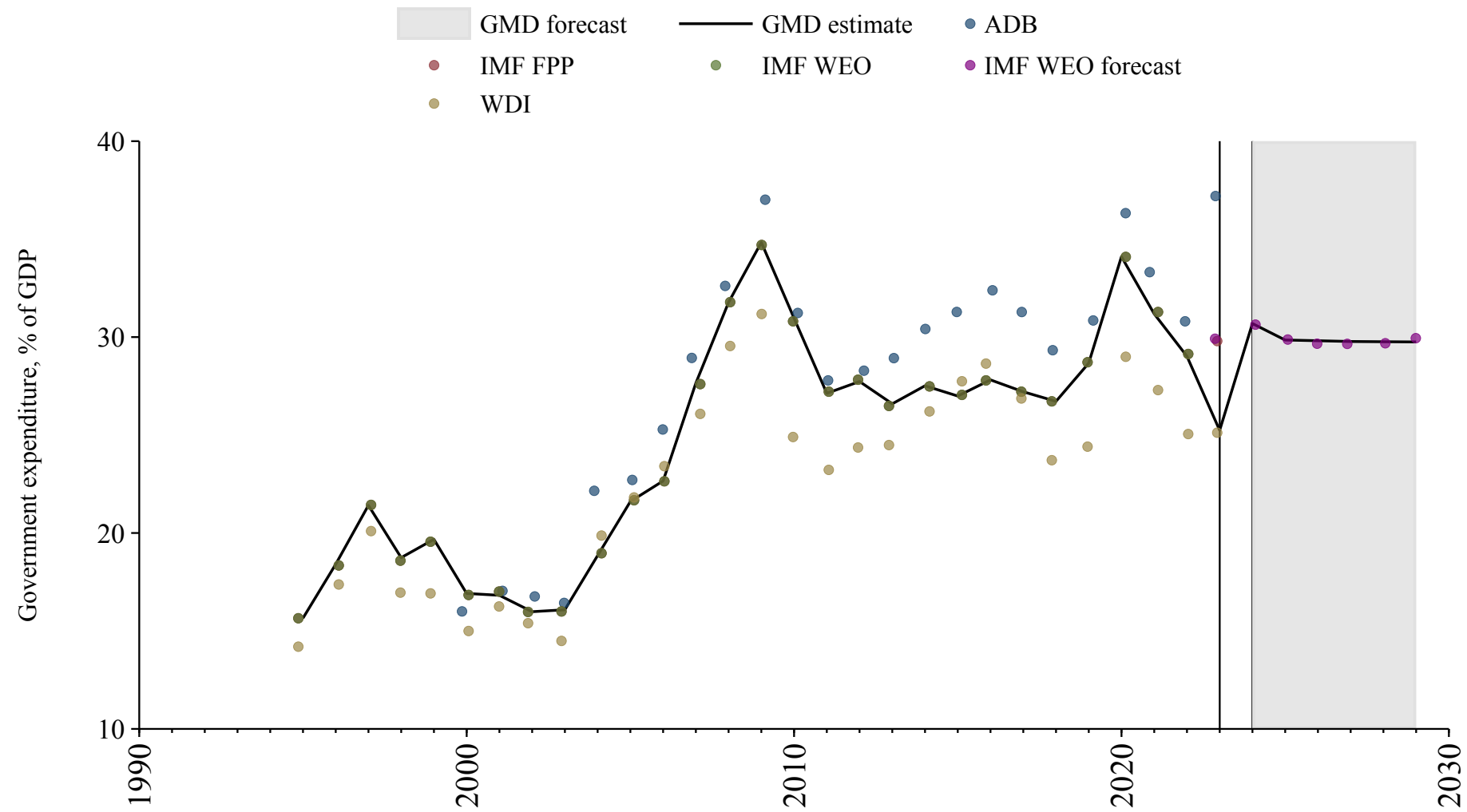
Gambia

Source	Time span	Notes
Bank (2024)	1980 - 1989	Spliced using overlapping data in 1990.
World Bank (2024)	1990 - 1990	Spliced using overlapping data in 1991.
Bank (2024)	1991 - 1999	Spliced using overlapping data in 2000.
WEO (2024a)	2000 - 2022	Baseline source, overlaps with base year 2018.
WEO (2024b)	2023 - 2029	Spliced using overlapping data in 2030.



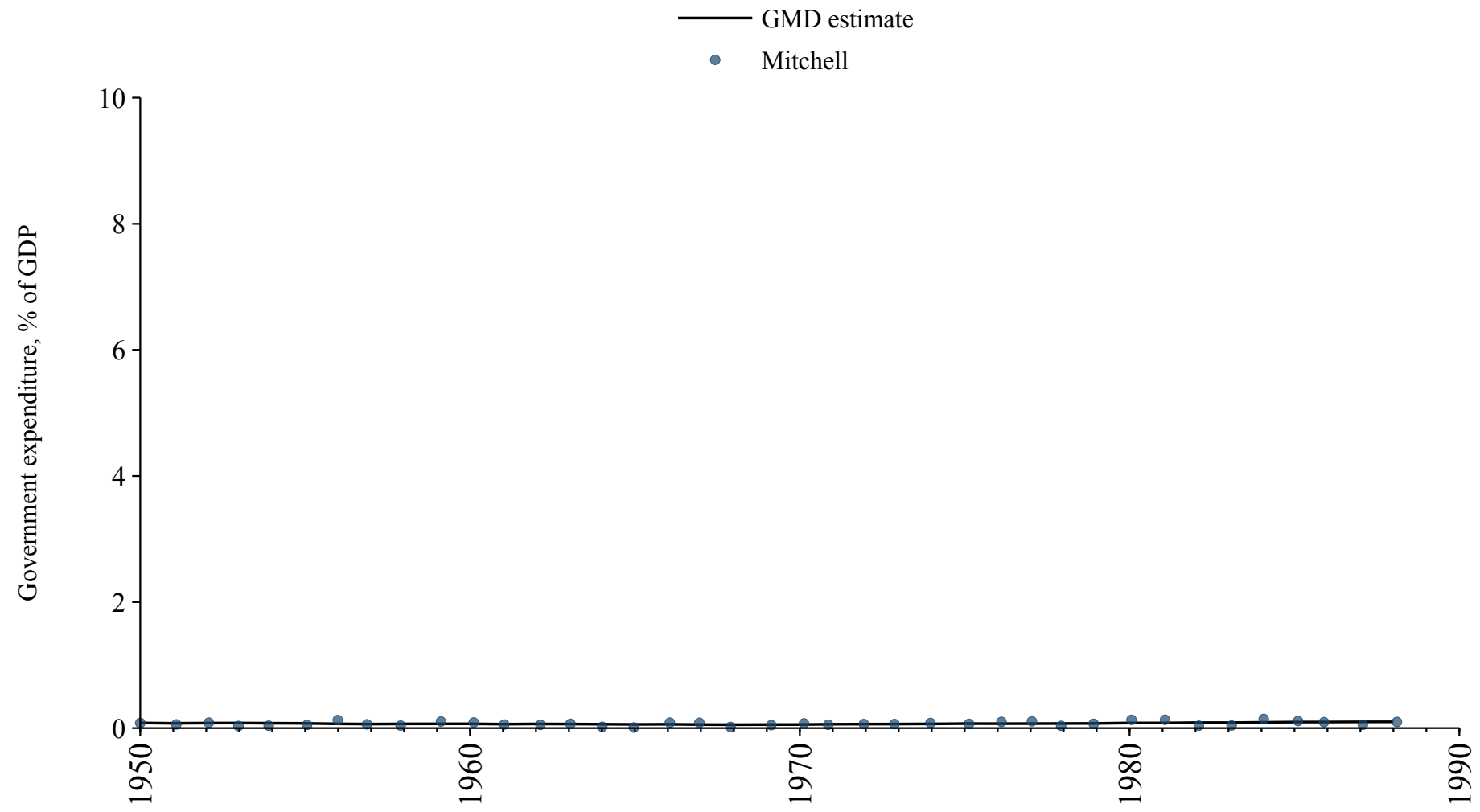
Georgia

Source	Time span	Notes
WEO (2024a)	1995 - 2022	Baseline source, overlaps with base year 2018.
World Bank (2024)	2023 - 2023	Spliced using overlapping data in 2024.
WEO (2024b)	2024 - 2029	Spliced using overlapping data in 2020.



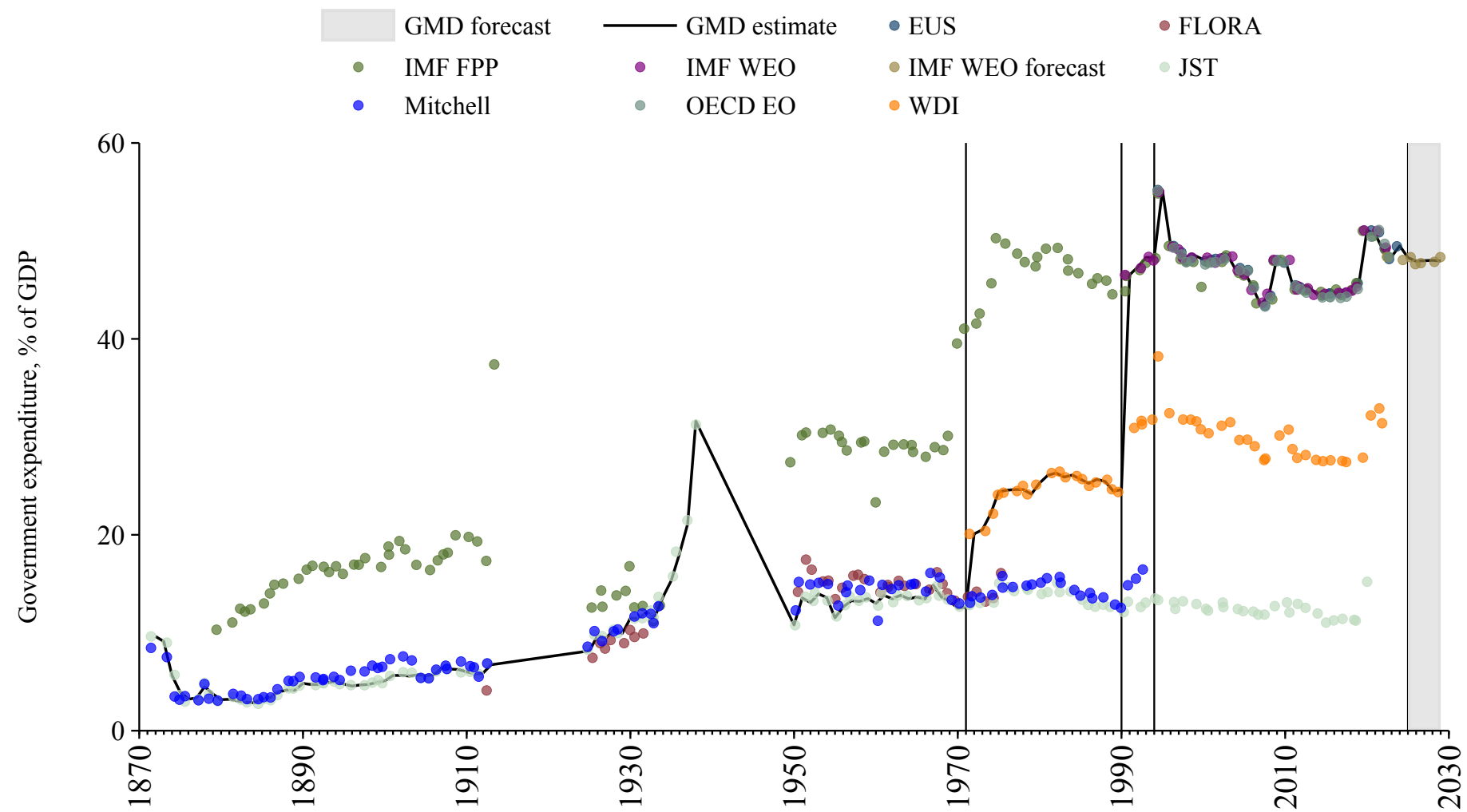
German Democratic Republic

Source	Time span	Notes
Mitchell (2013)	1950 - 1988	Spliced using overlapping data in 1989.



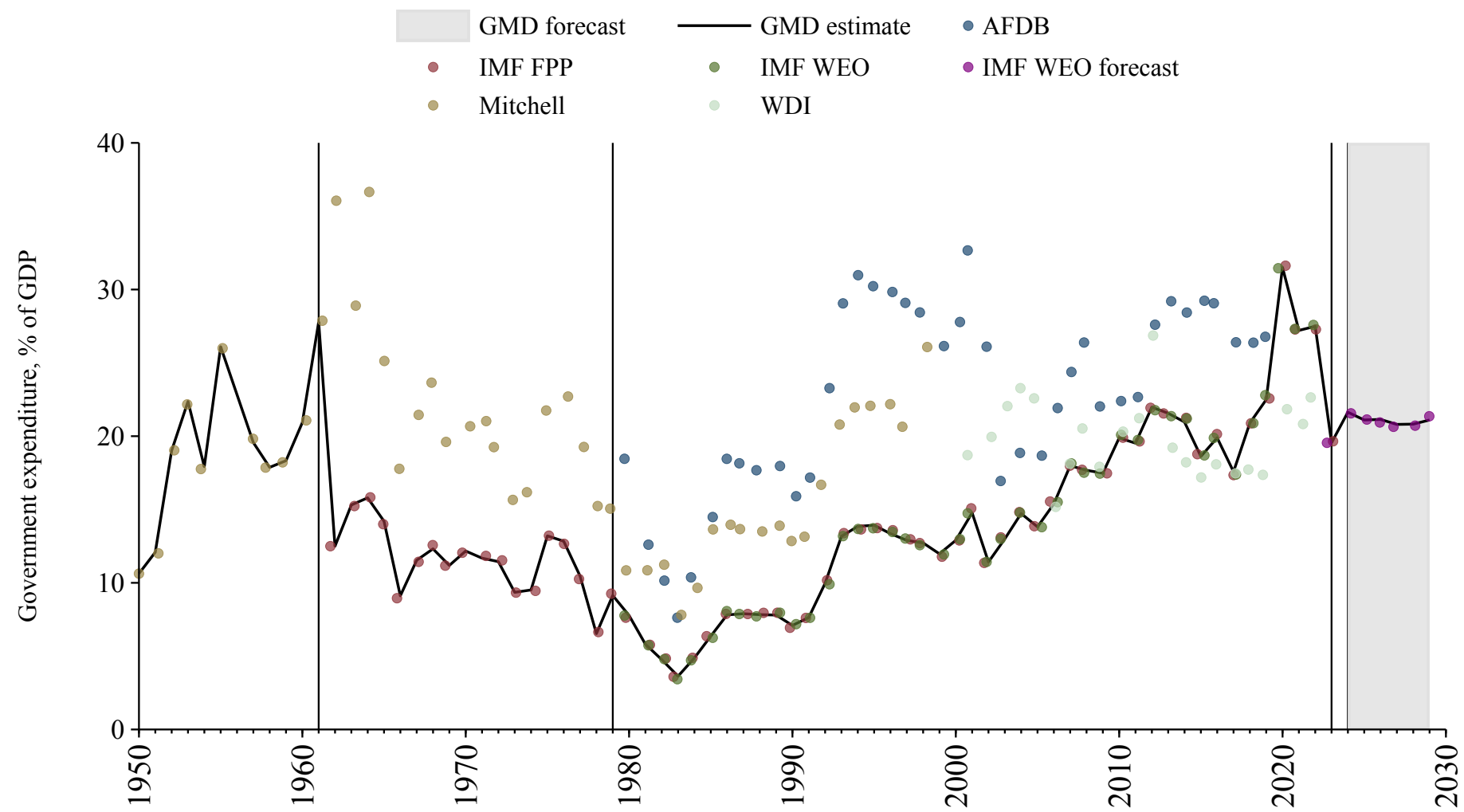
Germany

Source	Time span	Notes
Jordà et al. (2017)	1872 - 1971	Spliced using overlapping data in 1972.
World Bank (2024)	1972 - 1990	Spliced using overlapping data in 1991.
WEO (2024a)	1991 - 1994	Spliced using overlapping data in 1995.
Commission (2024)	1995 - 2024	Baseline source, overlaps with base year 2018.
WEO (2024b)	2025 - 2029	Spliced using overlapping data in 2030.



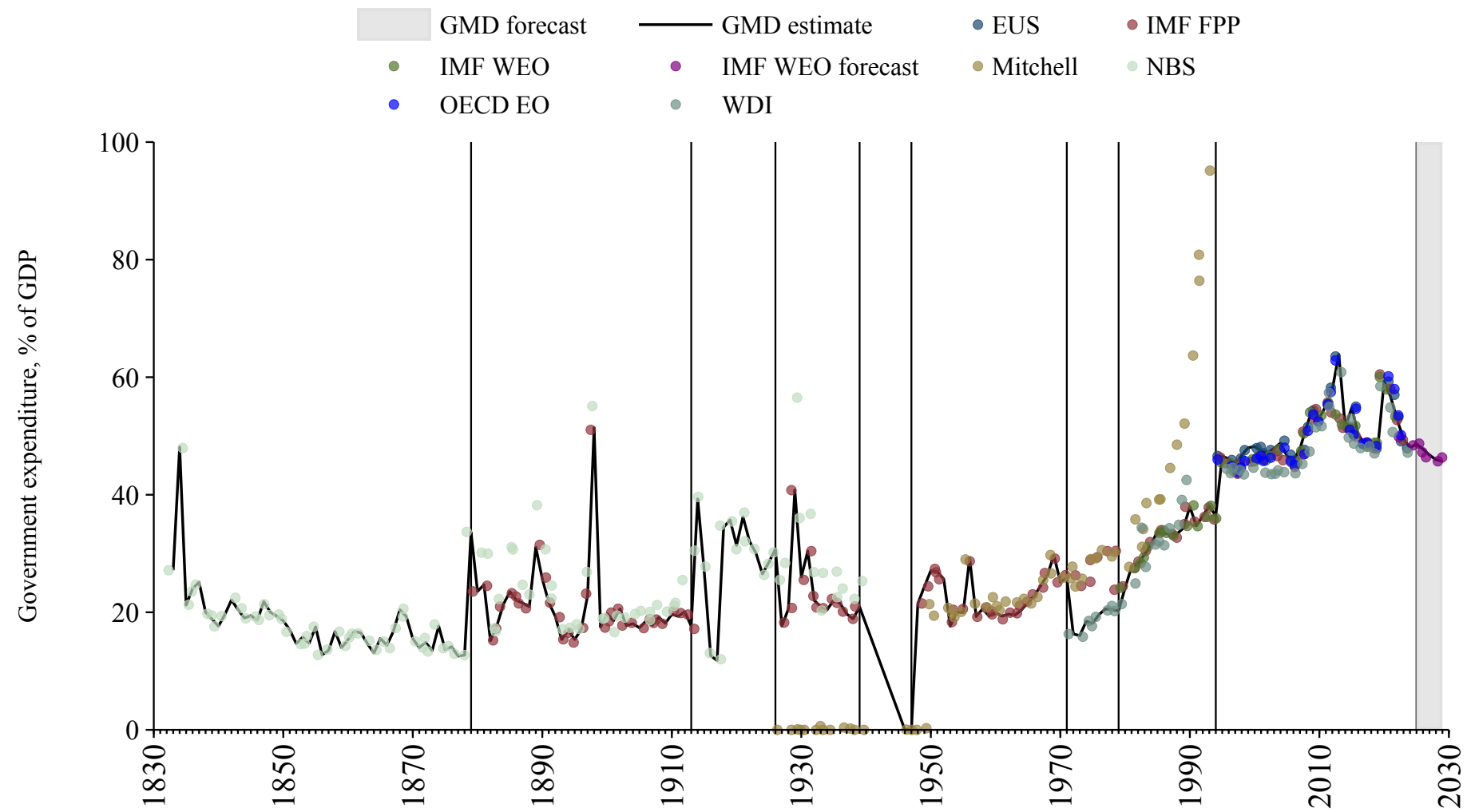
Ghana

Source	Time span	Notes
Mitchell (2013)	1950 - 1961	Spliced using overlapping data in 1962.
Mauro et al. (2015)	1962 - 1979	Spliced using overlapping data in 1980.
WEO (2024a)	1980 - 2022	Baseline source, overlaps with base year 2018.
Mauro et al. (2015)	2023 - 2023	Spliced using overlapping data in 2024.
WEO (2024b)	2024 - 2029	Spliced using overlapping data in 2030.



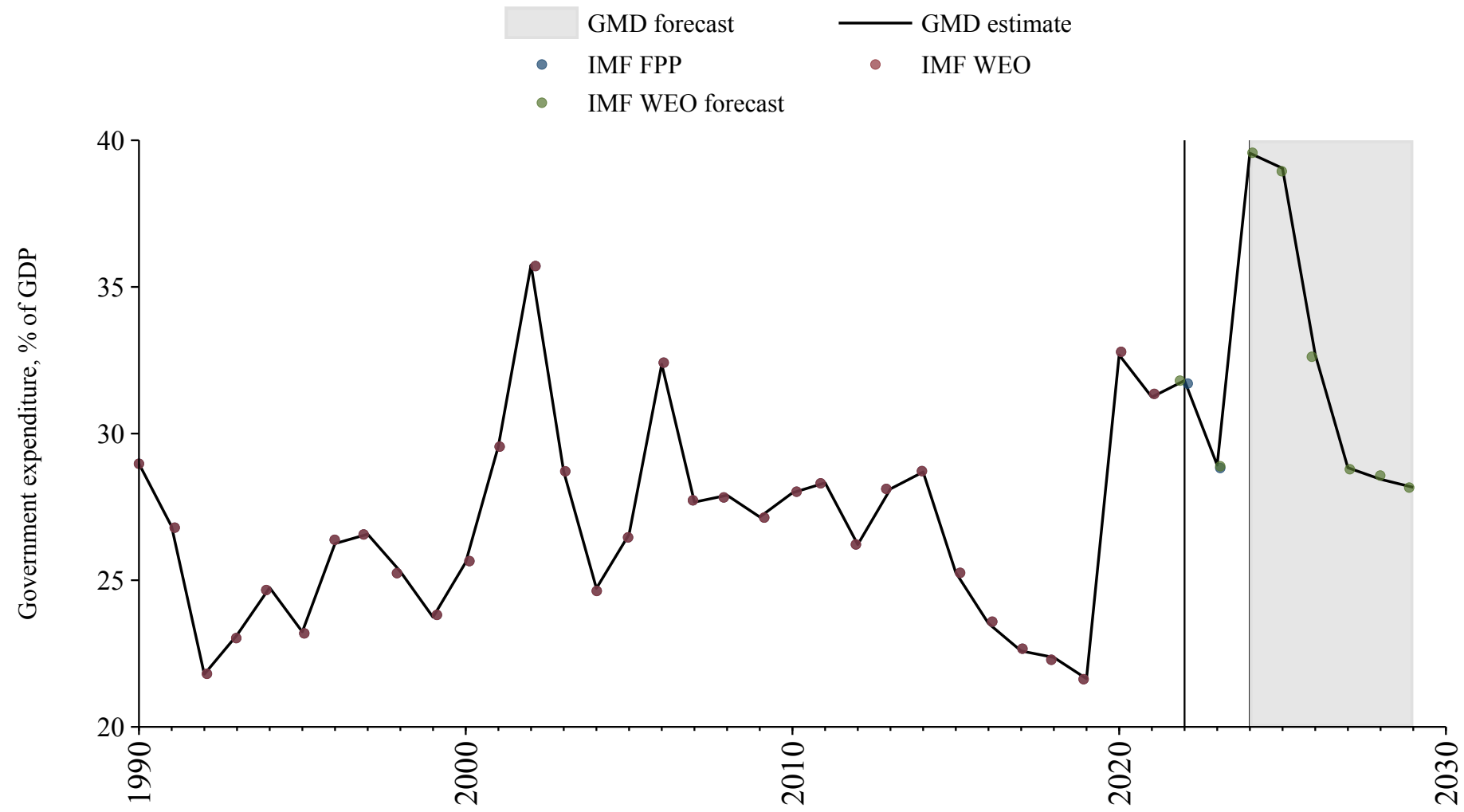
Greece

Source	Time span	Notes
National Bank of Serbia (2024)	1833 - 1879	Spliced using overlapping data in 1880.
Mauro et al. (2015)	1880 - 1913	Spliced using overlapping data in 1914.
National Bank of Serbia (2024)	1914 - 1926	Spliced using overlapping data in 1927.
Mauro et al. (2015)	1927 - 1939	Spliced using overlapping data in 1940.
Mitchell (2013)	1940 - 1947	Spliced using overlapping data in 1948.
Mauro et al. (2015)	1948 - 1971	Spliced using overlapping data in 1972.
World Bank (2024)	1972 - 1979	Spliced using overlapping data in 1980.
WEO (2024a)	1980 - 1994	Spliced using overlapping data in 1995.
Commission (2024)	1995 - 2024	Baseline source, overlaps with base year 2018.
WEO (2024b)	2025 - 2029	Spliced using overlapping data in 2030.



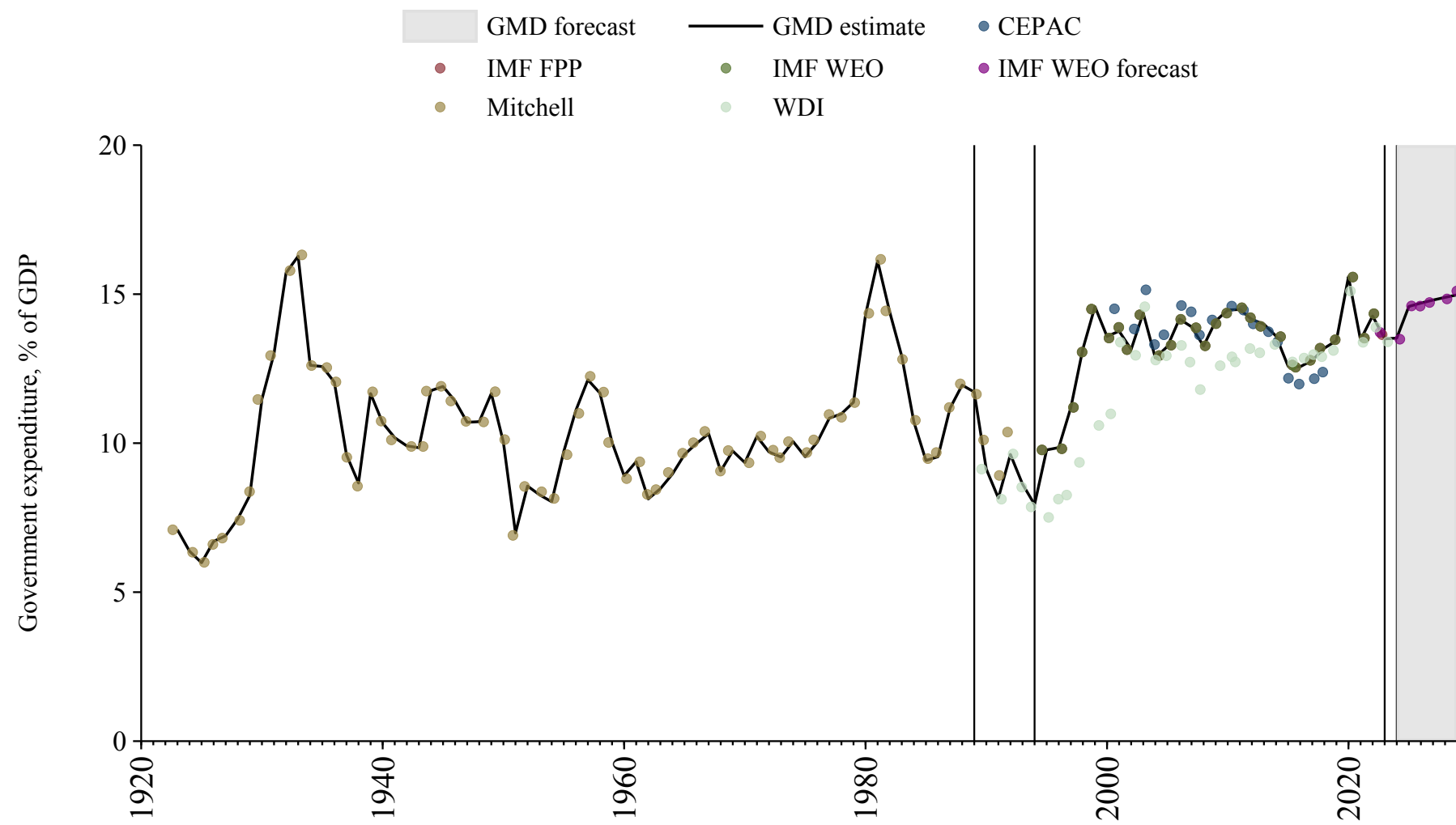
Grenada

Source	Time span	Notes
WEO (2024a)	1990 - 2021	Baseline source, overlaps with base year 2018.
Mauro et al. (2015)	2022 - 2023	Spliced using overlapping data in 2024.
WEO (2024b)	2024 - 2029	Spliced using overlapping data in 2030.



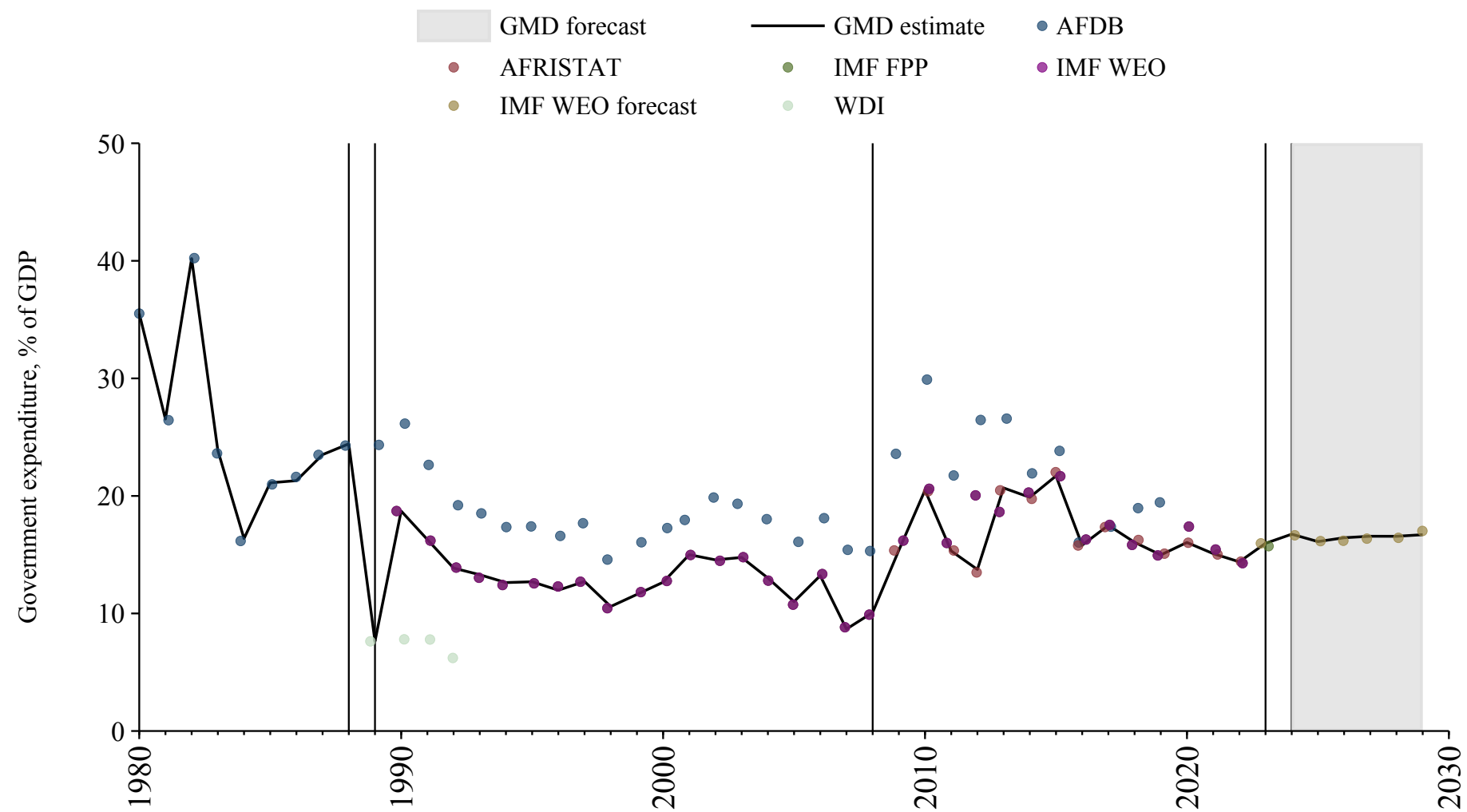
Guatemala

Source	Time span	Notes
Mitchell (2013)	1923 - 1989	Spliced using overlapping data in 1990.
World Bank (2024)	1990 - 1994	Spliced using overlapping data in 1995.
WEO (2024a)	1995 - 2022	Baseline source, overlaps with base year 2018.
World Bank (2024)	2023 - 2023	Spliced using overlapping data in 2024.
WEO (2024b)	2024 - 2029	Spliced using overlapping data in 2030.



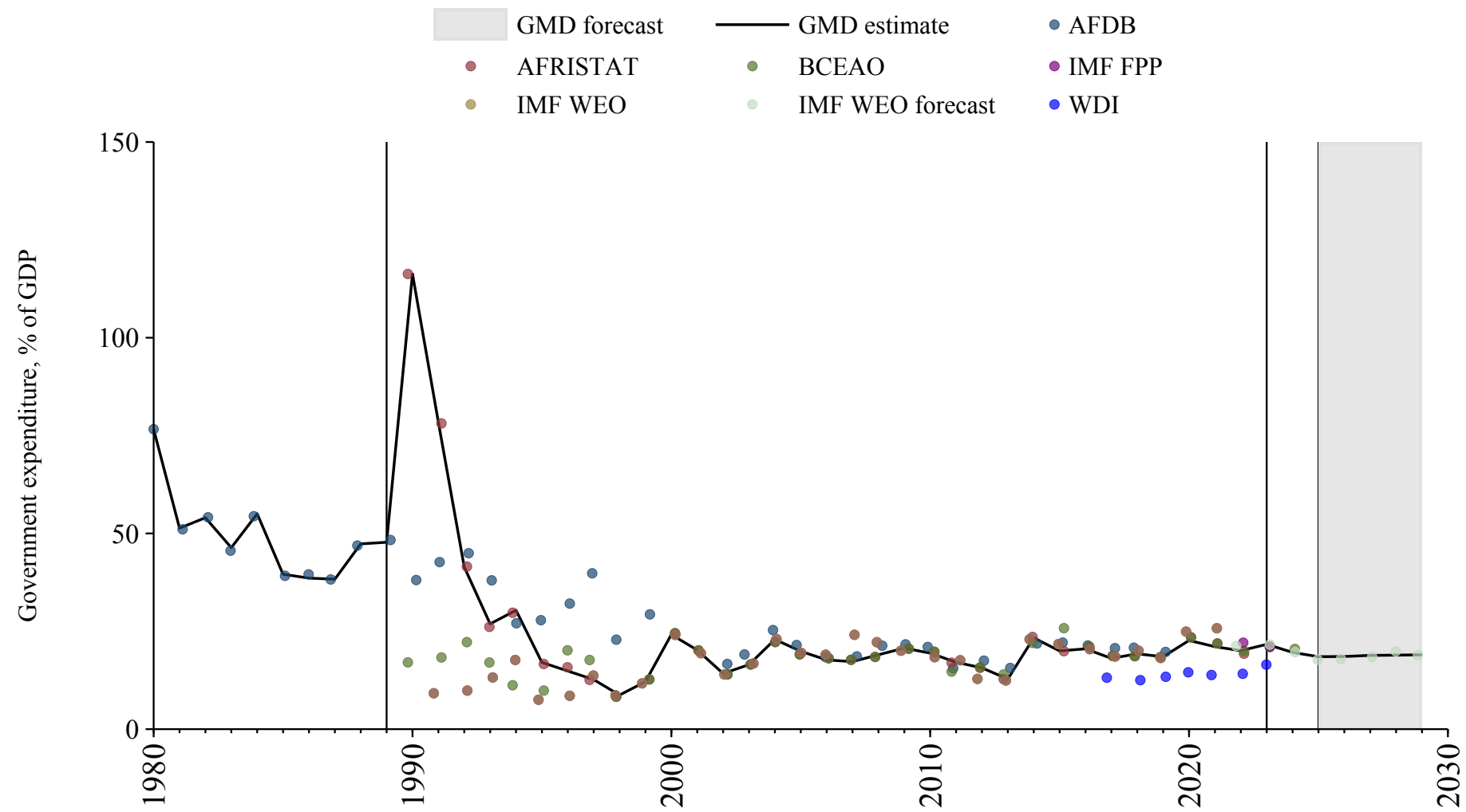
Guinea

Source	Time span	Notes
Bank (2024)	1980 - 1988	Spliced using overlapping data in 1989.
World Bank (2024)	1989 - 1989	Spliced using overlapping data in 1990.
WEO (2024a)	1990 - 2008	Spliced using overlapping data in 2009.
African Union (2024)	2009 - 2022	Baseline source, overlaps with base year 2018.
Mauro et al. (2015)	2023 - 2023	Spliced using overlapping data in 2024.
WEO (2024b)	2024 - 2029	Spliced using overlapping data in 2030.



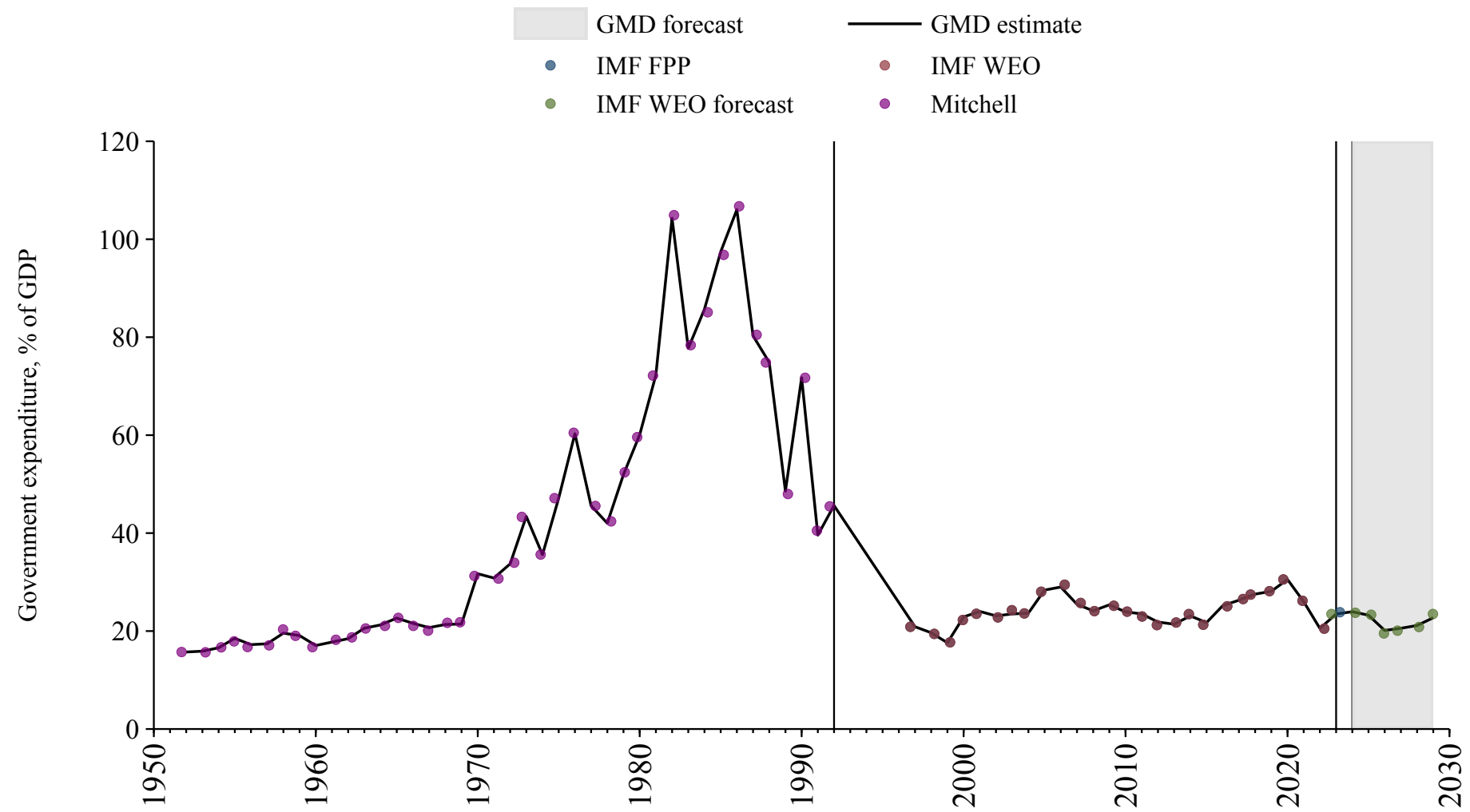
Guinea-Bissau

Source	Time span	Notes
Bank (2024)	1980 - 1989	Spliced using overlapping data in 1990.
African Union (2024)	1990 - 2022	Baseline source, overlaps with base year 2018.
Banque centrale des États de l'Afrique de l'Ouest (2024)	2023 - 2024	Spliced using overlapping data in 2025.
WEO (2024b)	2025 - 2029	Spliced using overlapping data in 2030.



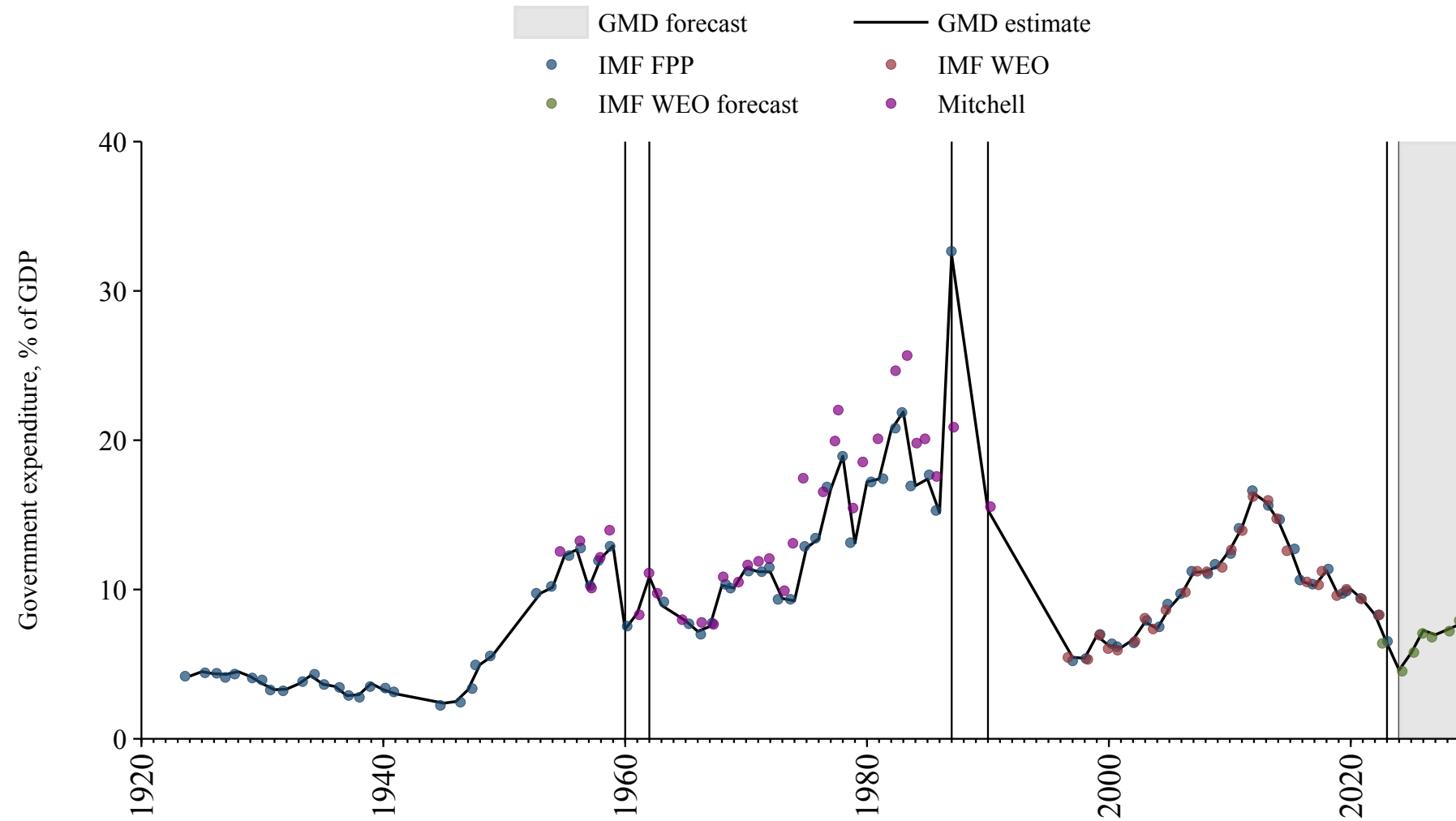
Guyana

Source	Time span	Notes
Mitchell (2013)	1952 - 1992	Spliced using overlapping data in 1993.
WEO (2024a)	1993 - 2022	Baseline source, overlaps with base year 2018.
Mauro et al. (2015)	2023 - 2023	Spliced using overlapping data in 2024.
WEO (2024b)	2024 - 2029	Spliced using overlapping data in 2030.



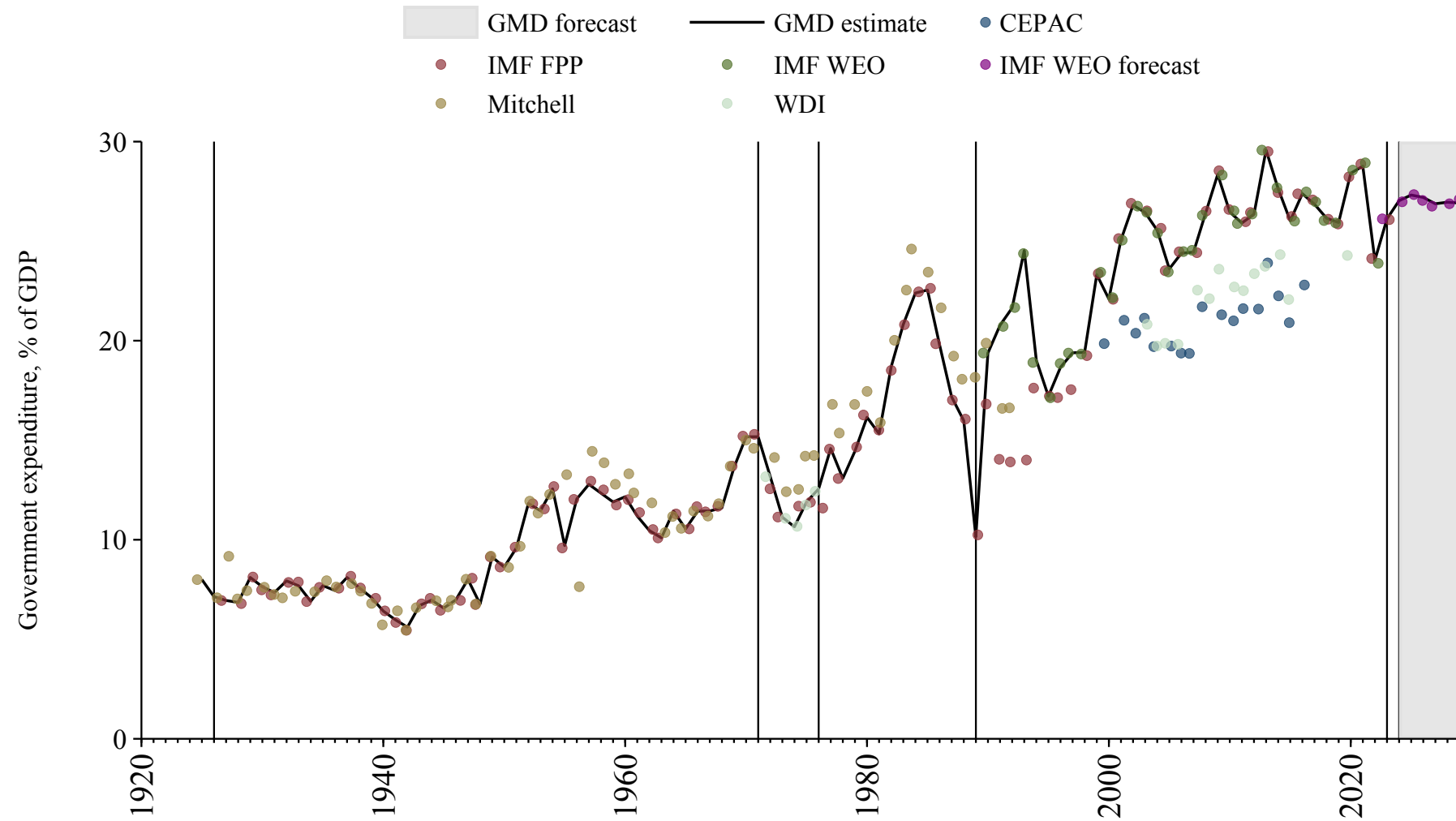
Haiti

Source	Time span	Notes
Mauro et al. (2015)	1924 - 1960	Spliced using overlapping data in 1961.
Mitchell (2013)	1961 - 1962	Spliced using overlapping data in 1963.
Mauro et al. (2015)	1963 - 1987	Spliced using overlapping data in 1988.
Mitchell (2013)	1988 - 1990	Spliced using overlapping data in 1991.
WEO (2024a)	1991 - 2022	Baseline source, overlaps with base year 2018.
Mauro et al. (2015)	2023 - 2023	Spliced using overlapping data in 2024.
WEO (2024b)	2024 - 2029	Spliced using overlapping data in 2030.



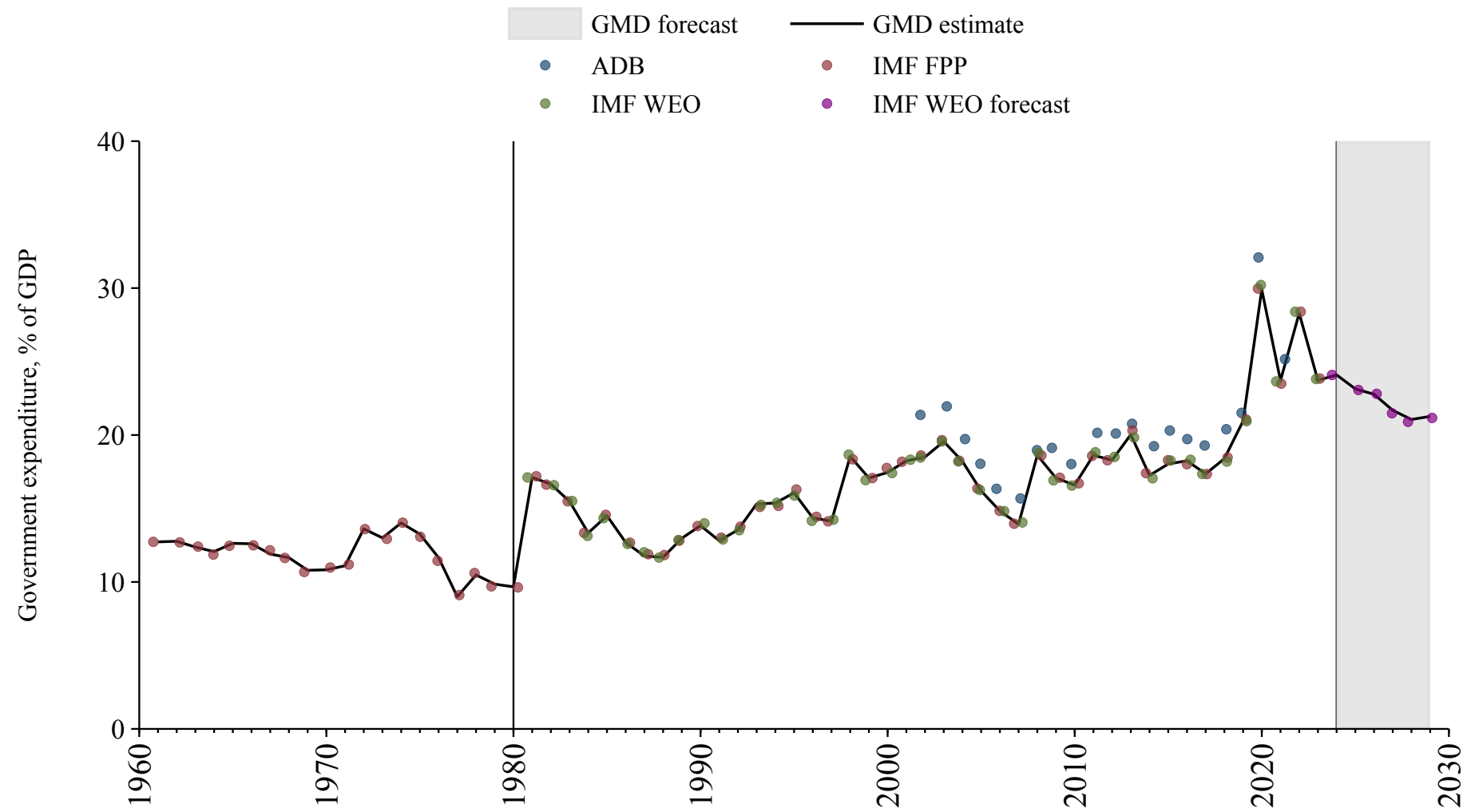
Honduras

Source	Time span	Notes
Mitchell (2013)	1925 - 1926	Spliced using overlapping data in 1927.
Mauro et al. (2015)	1927 - 1971	Spliced using overlapping data in 1972.
World Bank (2024)	1972 - 1976	Spliced using overlapping data in 1977.
Mauro et al. (2015)	1977 - 1989	Spliced using overlapping data in 1990.
WEO (2024a)	1990 - 2022	Baseline source, overlaps with base year 2018.
Mauro et al. (2015)	2023 - 2023	Spliced using overlapping data in 2024.
WEO (2024b)	2024 - 2029	Spliced using overlapping data in 2030.



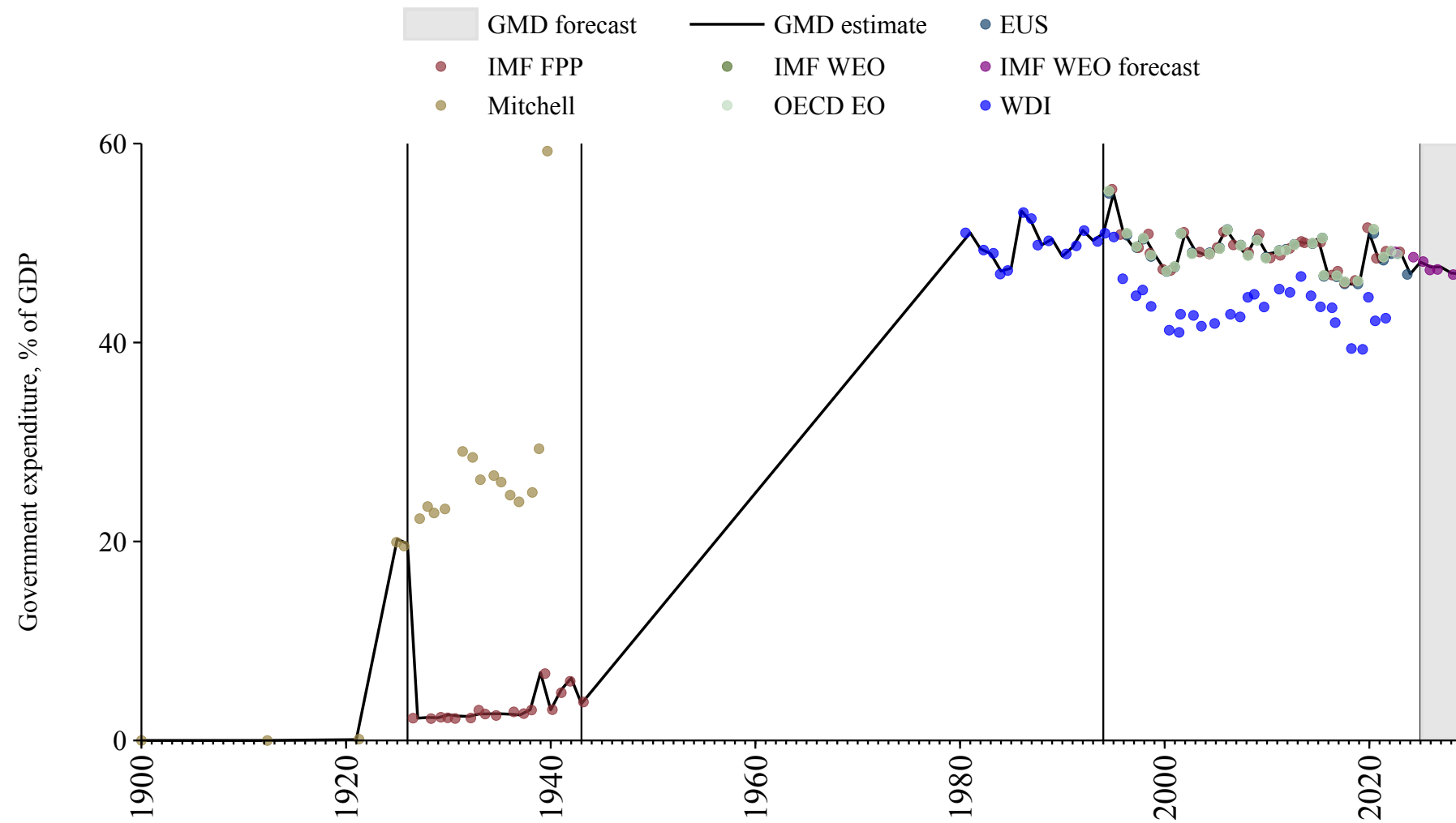
Hong Kong

Source	Time span	Notes
Mauro et al. (2015)	1961 - 1980	Spliced using overlapping data in 1981.
WEO (2024a)	1981 - 2023	Baseline source, overlaps with base year 2018.
WEO (2024b)	2024 - 2029	Spliced using overlapping data in 2030.



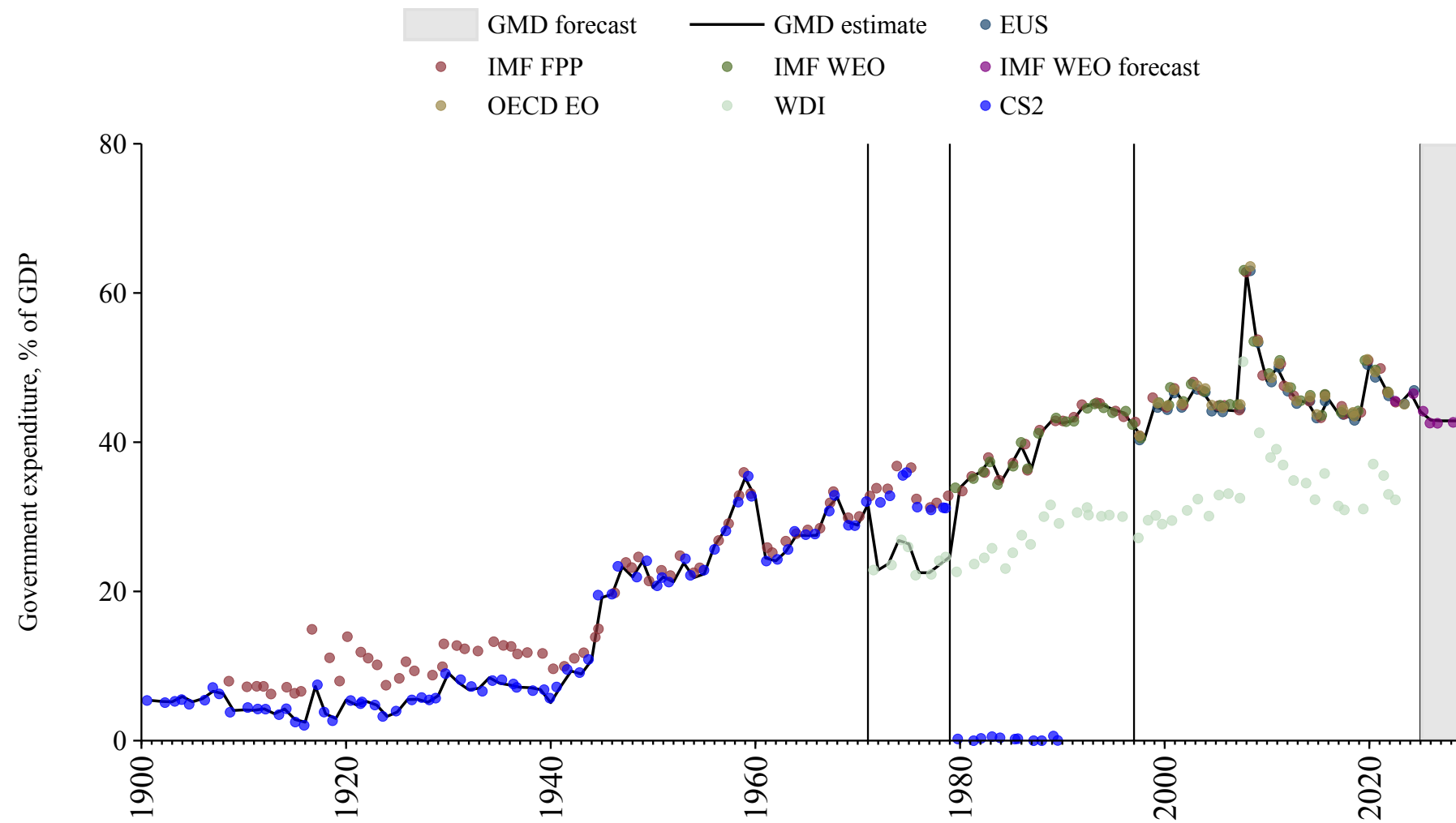
Hungary

Source	Time span	Notes
Mitchell (2013)	1900 - 1926	Spliced using overlapping data in 1927.
Mauro et al. (2015)	1927 - 1943	Spliced using overlapping data in 1944.
World Bank (2024)	1944 - 1994	Spliced using overlapping data in 1995.
Commission (2024)	1995 - 2024	Baseline source, overlaps with base year 2018.
WEO (2024b)	2025 - 2029	Spliced using overlapping data in 2030.



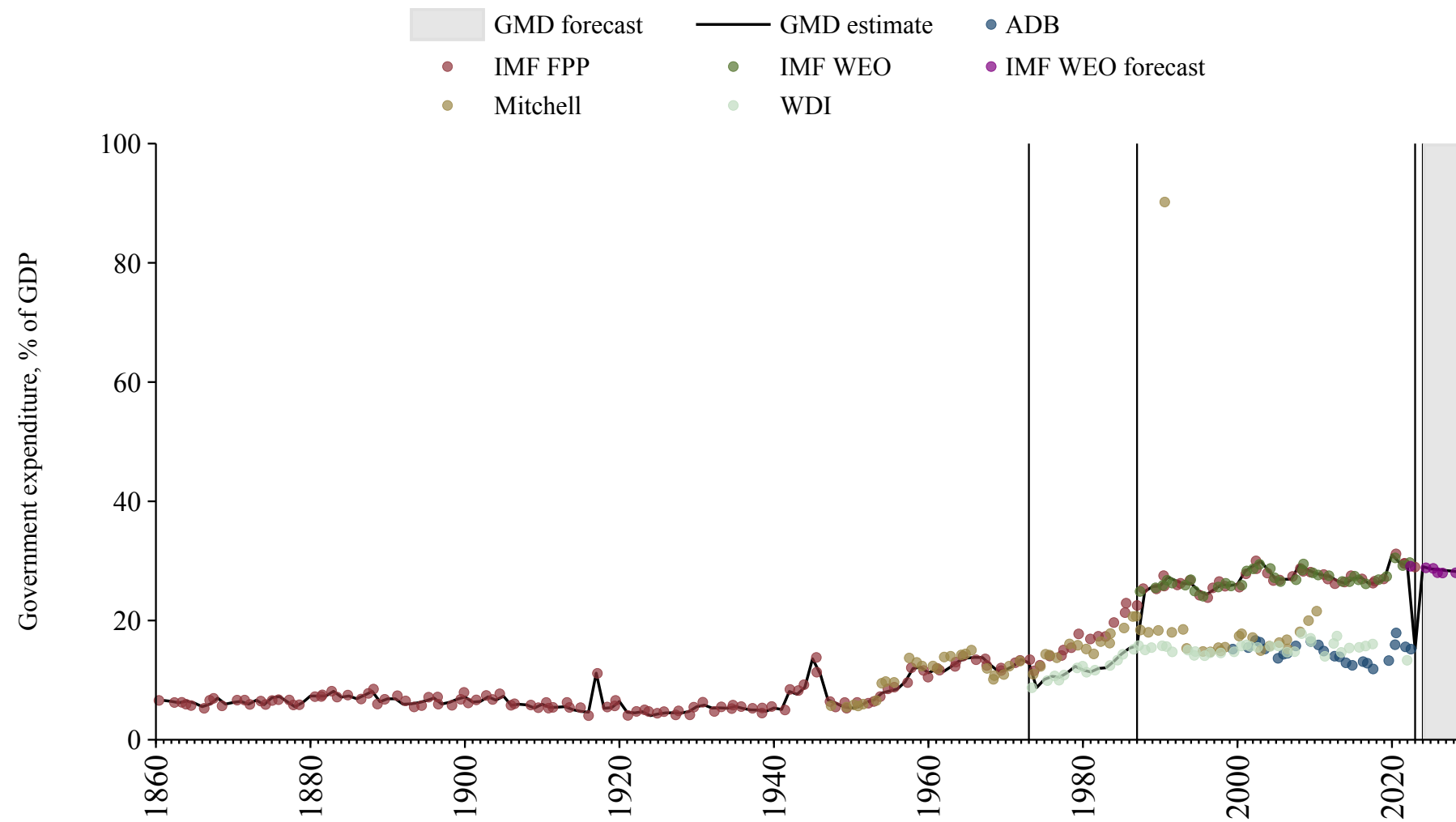
Iceland

Source	Time span	Notes
Iceland (1997)	1901 - 1971	Spliced using overlapping data in 1972.
World Bank (2024)	1972 - 1979	Spliced using overlapping data in 1980.
WEO (2024a)	1980 - 1997	Spliced using overlapping data in 1998.
Commission (2024)	1998 - 2024	Baseline source, overlaps with base year 2018.
WEO (2024b)	2025 - 2029	Spliced using overlapping data in 2030.



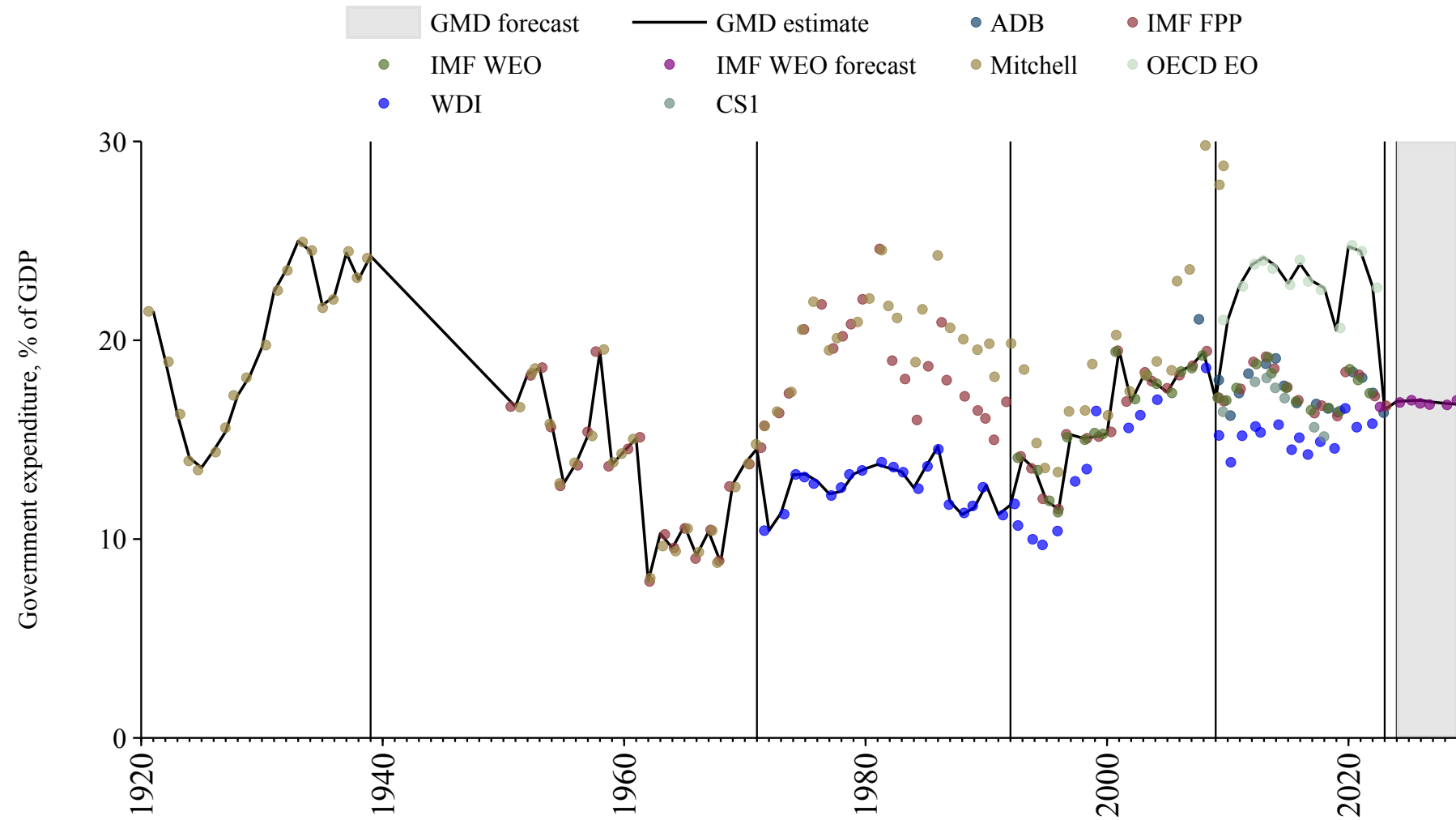
India

Source	Time span	Notes
Mauro et al. (2015)	1861 - 1973	Spliced using overlapping data in 1974.
World Bank (2024)	1974 - 1987	Spliced using overlapping data in 1988.
WEO (2024a)	1988 - 2022	Baseline source, overlaps with base year 2018.
Asian Development Bank (2024)	2023 - 2023	Spliced using overlapping data in 2024.
WEO (2024b)	2024 - 2029	Spliced using overlapping data in 2030.



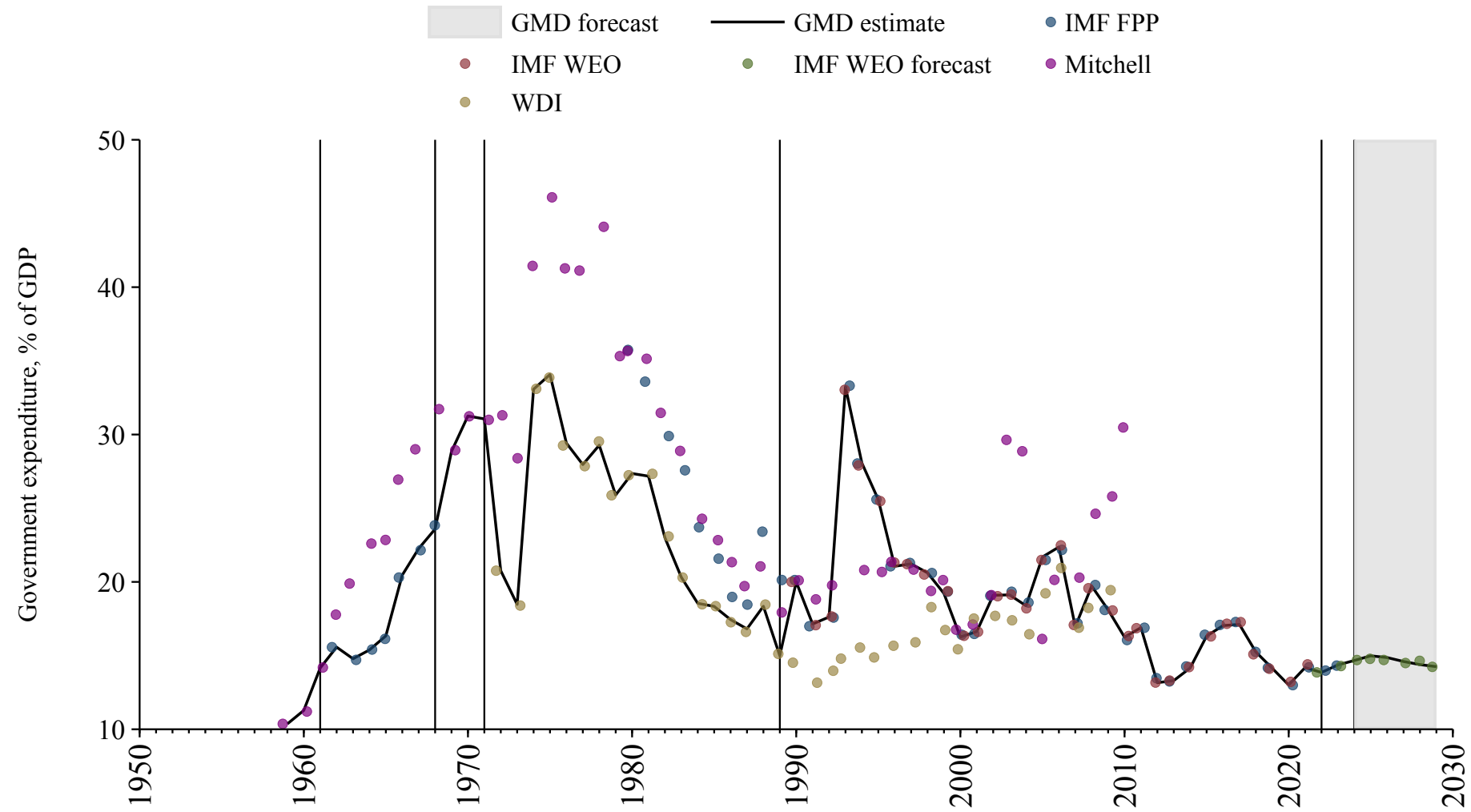
Indonesia

Source	Time span	Notes
Mitchell (2013)	1921 - 1939	Spliced using overlapping data in 1940.
Mauro et al. (2015)	1940 - 1971	Spliced using overlapping data in 1972.
World Bank (2024)	1972 - 1992	Spliced using overlapping data in 1993.
WEO (2024a)	1993 - 2009	Spliced using overlapping data in 2010.
OECD Economic Outlook (2024)	2010 - 2022	Baseline source, overlaps with base year 2018.
Asian Development Bank (2024)	2023 - 2023	Spliced using overlapping data in 2024.
WEO (2024b)	2024 - 2029	Spliced using overlapping data in 2030.



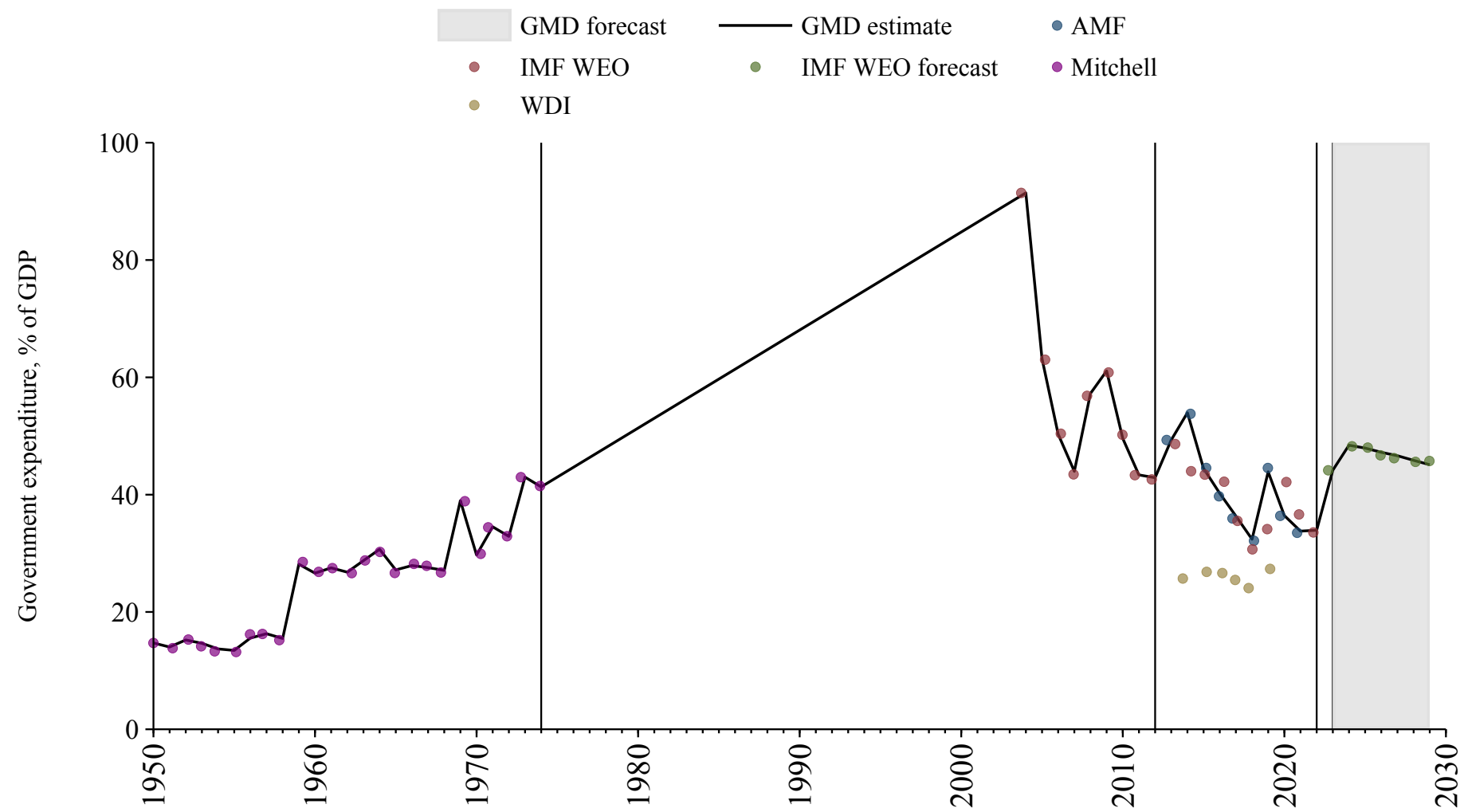
Iran

Source	Time span	Notes
Mitchell (2013)	1959 - 1961	Spliced using overlapping data in 1962.
Mauro et al. (2015)	1962 - 1968	Spliced using overlapping data in 1969.
Mitchell (2013)	1969 - 1971	Spliced using overlapping data in 1972.
World Bank (2024)	1972 - 1989	Spliced using overlapping data in 1990.
WEO (2024a)	1990 - 2021	Baseline source, overlaps with base year 2018.
Mauro et al. (2015)	2022 - 2023	Spliced using overlapping data in 2024.
WEO (2024b)	2024 - 2029	Spliced using overlapping data in 2030.



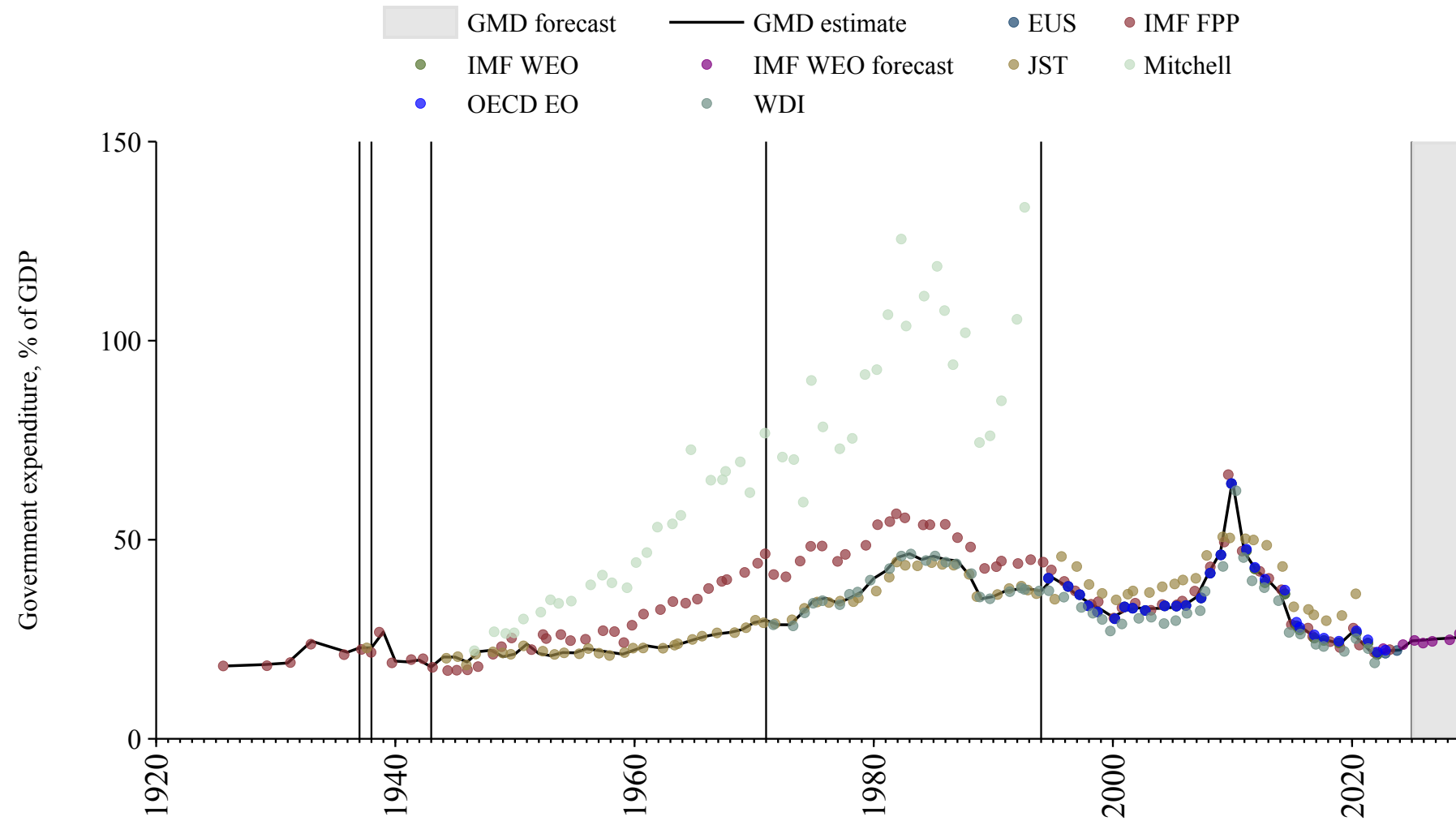
Iraq

Source	Time span	Notes
Mitchell (2013)	1950 - 1974	Spliced using overlapping data in 1975.
WEO (2024a)	1975 - 2012	Spliced using overlapping data in 2013.
Arab Monetary Fund (2024)	2013 - 2021	Baseline source, overlaps with base year 2018.
WEO (2024a)	2022 - 2022	Spliced using overlapping data in 2023.
WEO (2024b)	2023 - 2029	Spliced using overlapping data in 2030.



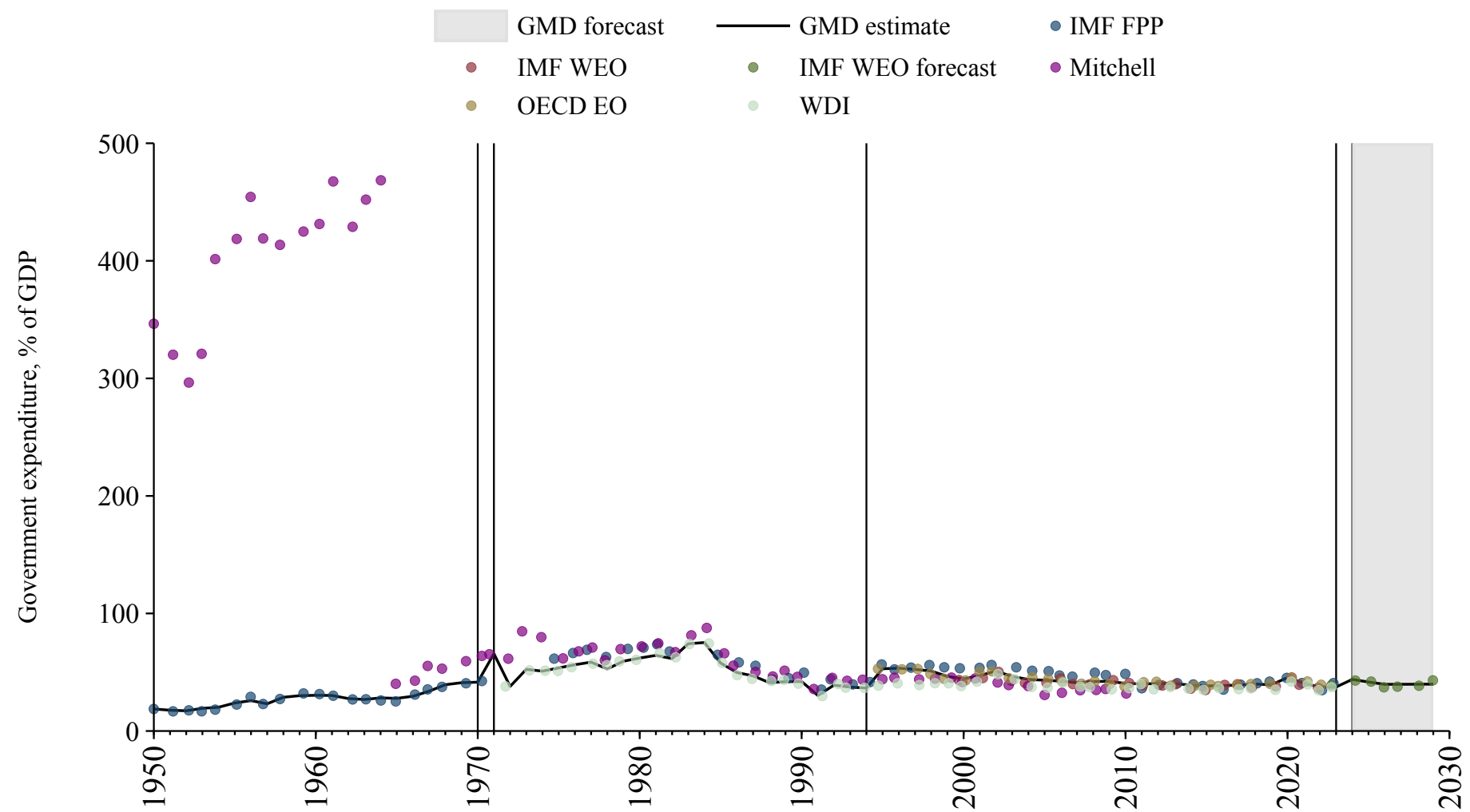
Ireland

Source	Time span	Notes
Mauro et al. (2015)	1926 - 1937	Spliced using overlapping data in 1938.
Jordà et al. (2017)	1938 - 1938	Spliced using overlapping data in 1939.
Mauro et al. (2015)	1939 - 1943	Spliced using overlapping data in 1944.
Jordà et al. (2017)	1944 - 1971	Spliced using overlapping data in 1972.
World Bank (2024)	1972 - 1994	Spliced using overlapping data in 1995.
Commission (2024)	1995 - 2024	Baseline source, overlaps with base year 2018.
WEO (2024b)	2025 - 2029	Spliced using overlapping data in 2030.



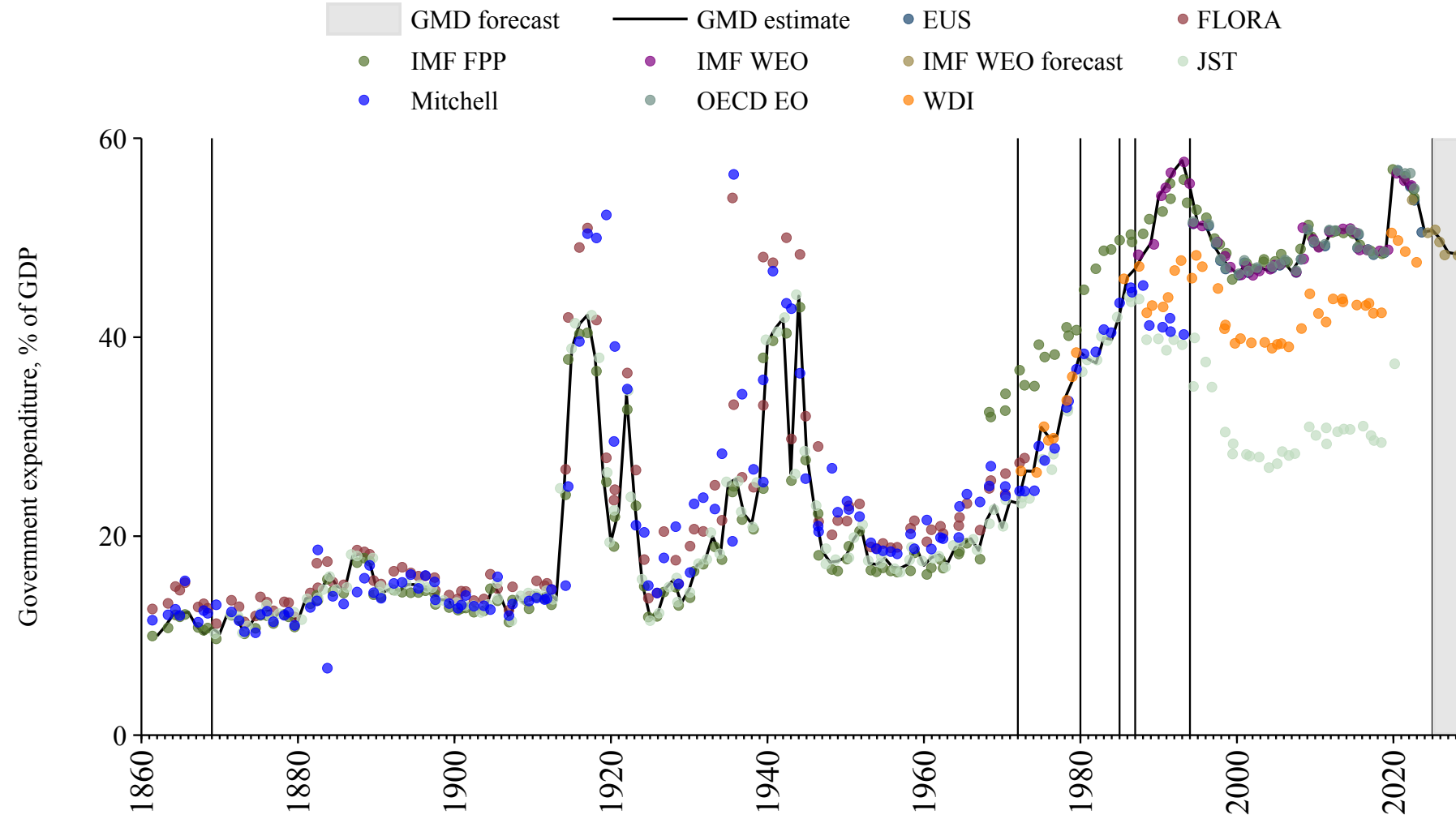
Israel

Source	Time span	Notes
Mauro et al. (2015)	1950 - 1970	Spliced using overlapping data in 1971.
Mitchell (2013)	1971 - 1971	Spliced using overlapping data in 1972.
World Bank (2024)	1972 - 1994	Spliced using overlapping data in 1995.
OECD Economic Outlook (2024)	1995 - 2022	Baseline source, overlaps with base year 2018.
World Bank (2024)	2023 - 2023	Spliced using overlapping data in 2024.
WEO (2024b)	2024 - 2029	Spliced using overlapping data in 2030.



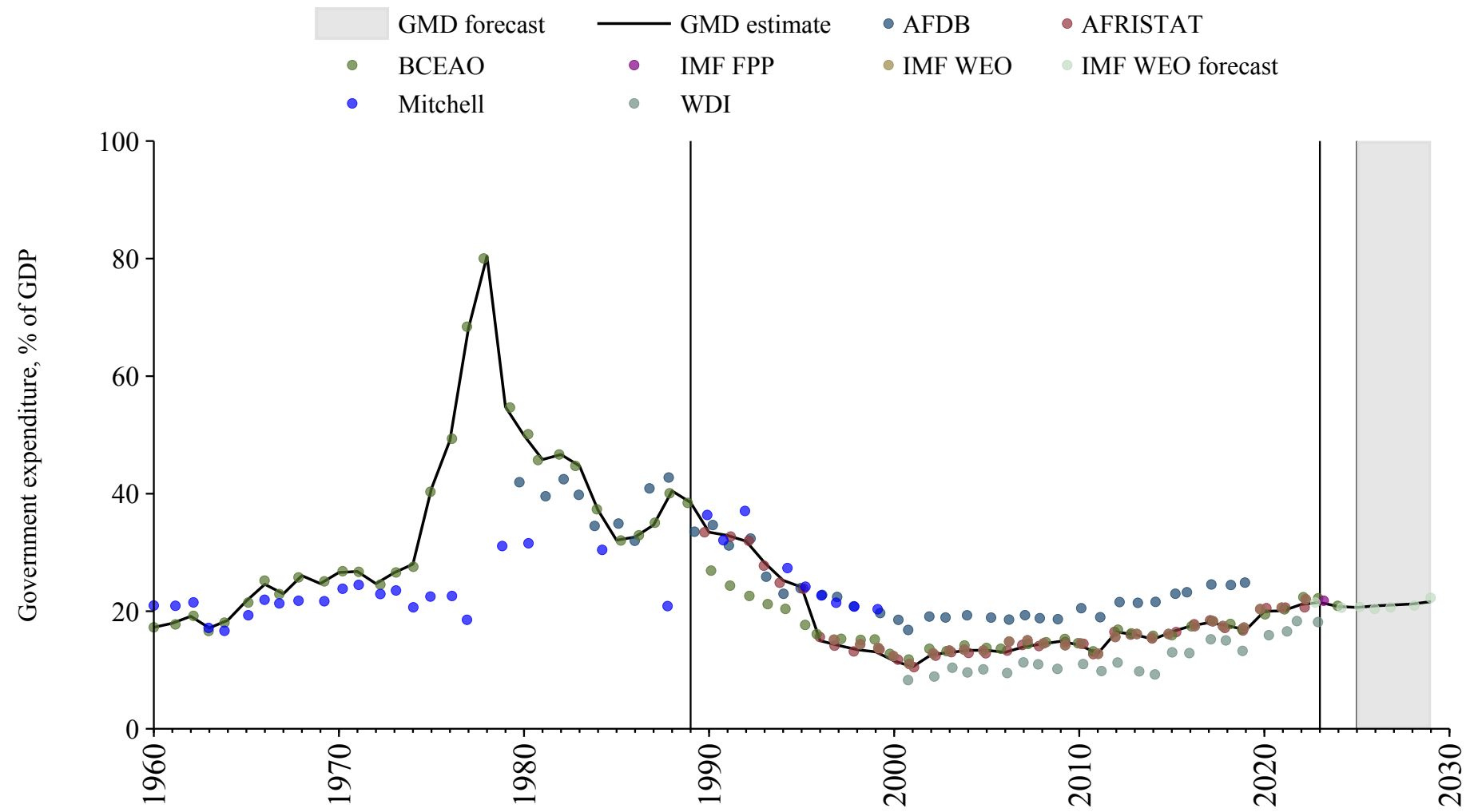
Italy

Source	Time span	Notes
Mauro et al. (2015)	1862 - 1869	Spliced using overlapping data in 1870.
Jordà et al. (2017)	1870 - 1972	Spliced using overlapping data in 1973.
World Bank (2024)	1973 - 1980	Spliced using overlapping data in 1981.
Jordà et al. (2017)	1981 - 1985	Spliced using overlapping data in 1986.
World Bank (2024)	1986 - 1987	Spliced using overlapping data in 1988.
WEO (2024a)	1988 - 1994	Spliced using overlapping data in 1995.
Commission (2024)	1995 - 2024	Baseline source, overlaps with base year 2018.
WEO (2024b)	2025 - 2029	Spliced using overlapping data in 2030.



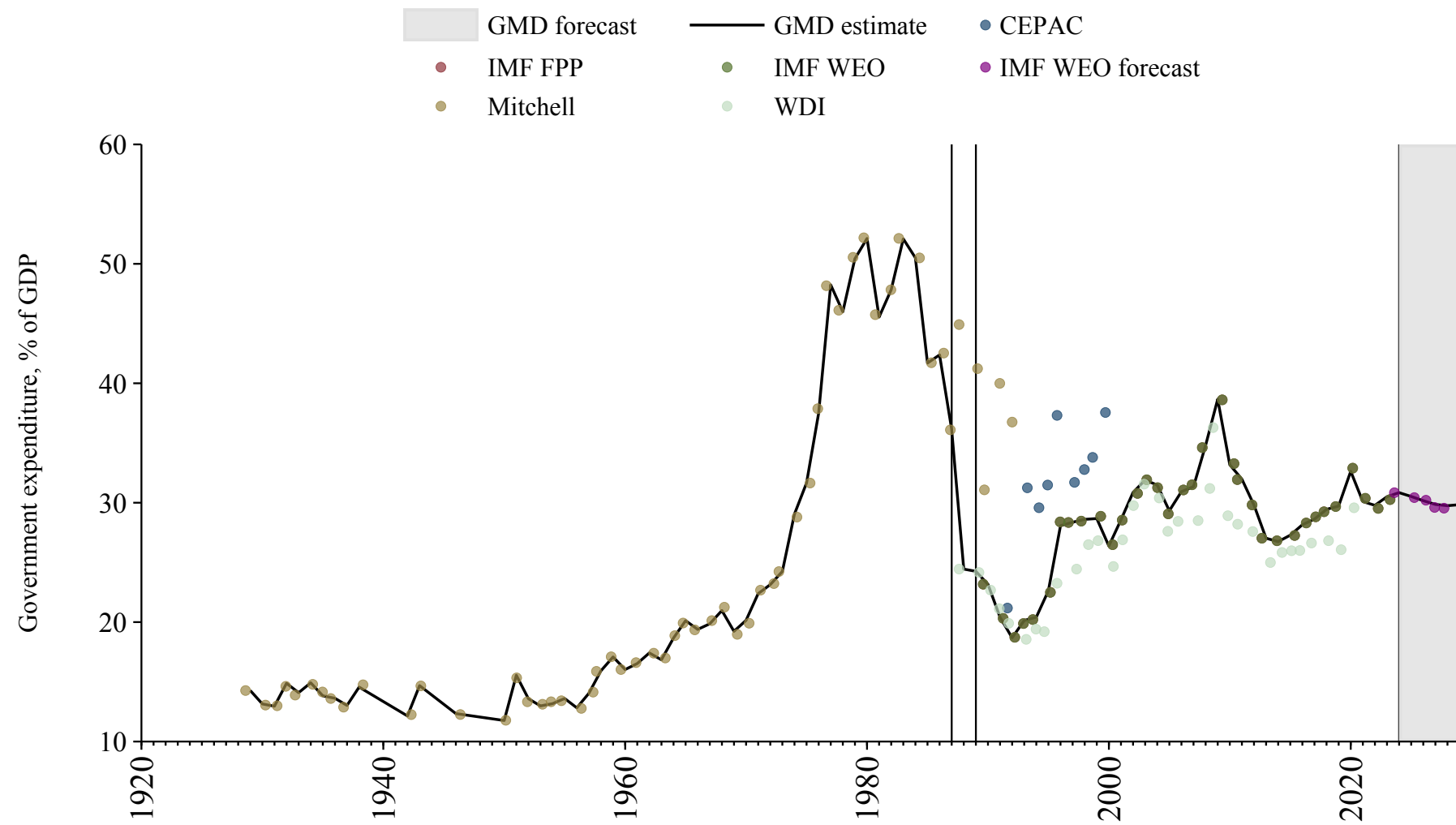
Ivory Coast

Source	Time span	Notes
Banque centrale des États de l'Afrique de l'Ouest (2024)	1960 - 1989	Spliced using overlapping data in 1990.
African Union (2024)	1990 - 2022	Baseline source, overlaps with base year 2018.
Banque centrale des États de l'Afrique de l'Ouest (2024)	2023 - 2024	Spliced using overlapping data in 2025.
WEO (2024b)	2025 - 2029	Spliced using overlapping data in 2030.



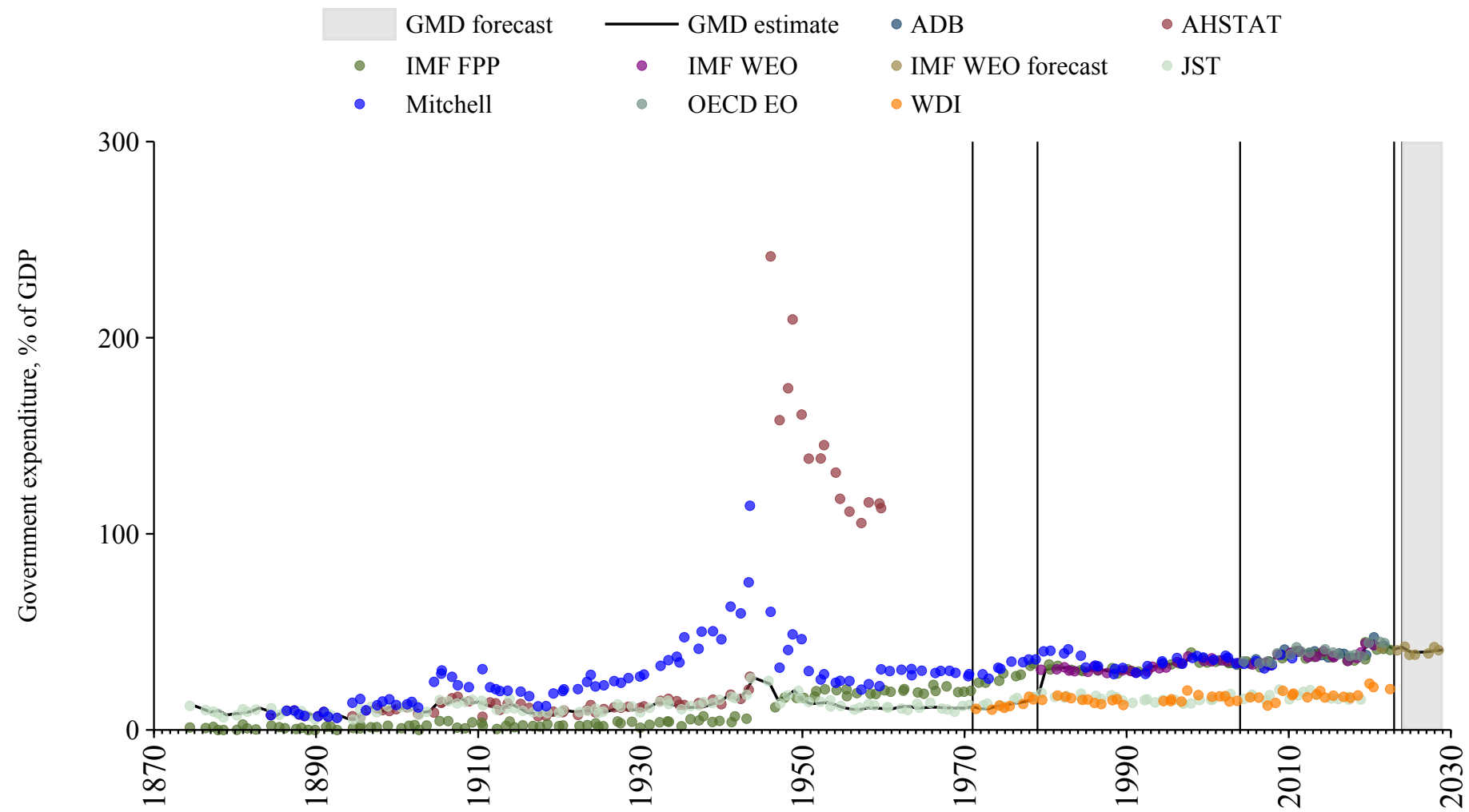
Jamaica

Source	Time span	Notes
Mitchell (2013)	1929 - 1987	Spliced using overlapping data in 1988.
World Bank (2024)	1988 - 1989	Spliced using overlapping data in 1990.
WEO (2024a)	1990 - 2023	Baseline source, overlaps with base year 2018.
WEO (2024b)	2024 - 2029	Spliced using overlapping data in 2030.



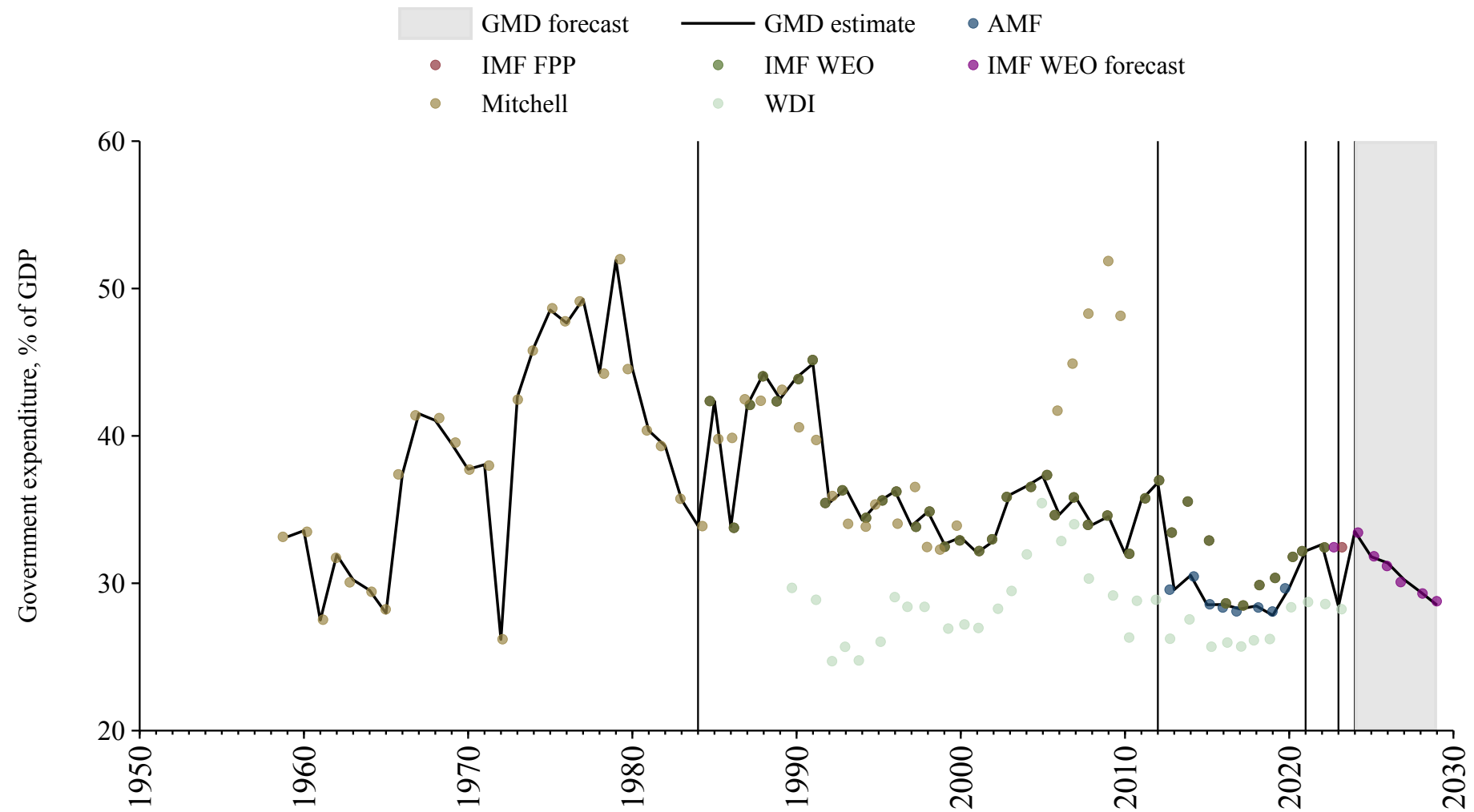
Japan

Source	Time span	Notes
Jordà et al. (2017)	1875 - 1971	Spliced using overlapping data in 1972.
World Bank (2024)	1972 - 1979	Spliced using overlapping data in 1980.
WEO (2024a)	1980 - 2004	Spliced using overlapping data in 2005.
OECD Economic Outlook (2024)	2005 - 2022	Baseline source, overlaps with base year 2018.
Mauro et al. (2015)	2023 - 2023	Spliced using overlapping data in 2024.
WEO (2024b)	2024 - 2029	Spliced using overlapping data in 2030.



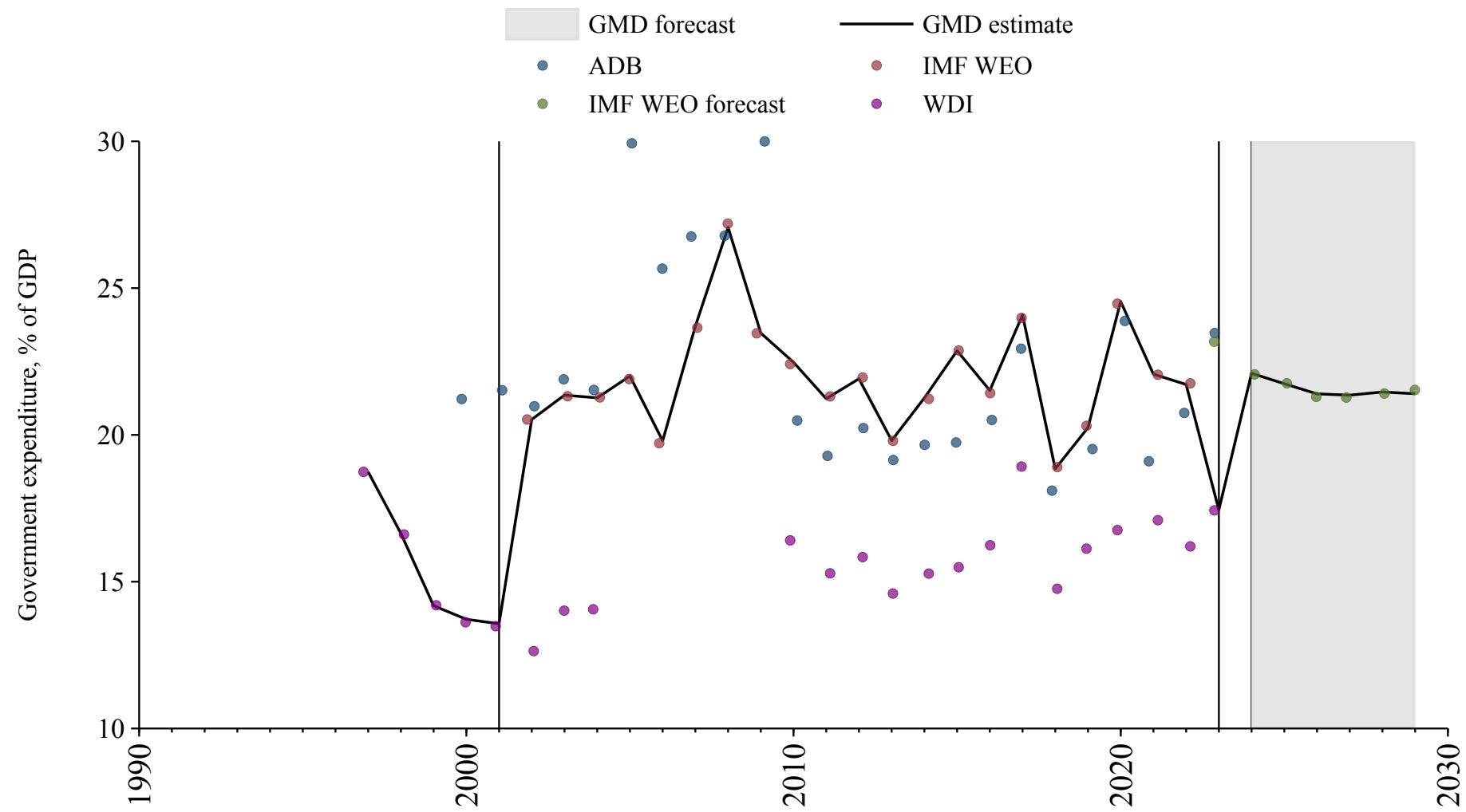
Jordan

Source	Time span	Notes
Mitchell (2013)	1959 - 1984	Spliced using overlapping data in 1985.
WEO (2024a)	1985 - 2012	Spliced using overlapping data in 2013.
Arab Monetary Fund (2024)	2013 - 2020	Baseline source, overlaps with base year 2018.
WEO (2024a)	2021 - 2022	Spliced using overlapping data in 2023.
World Bank (2024)	2023 - 2023	Spliced using overlapping data in 2024.
WEO (2024b)	2024 - 2029	Spliced using overlapping data in 2030.



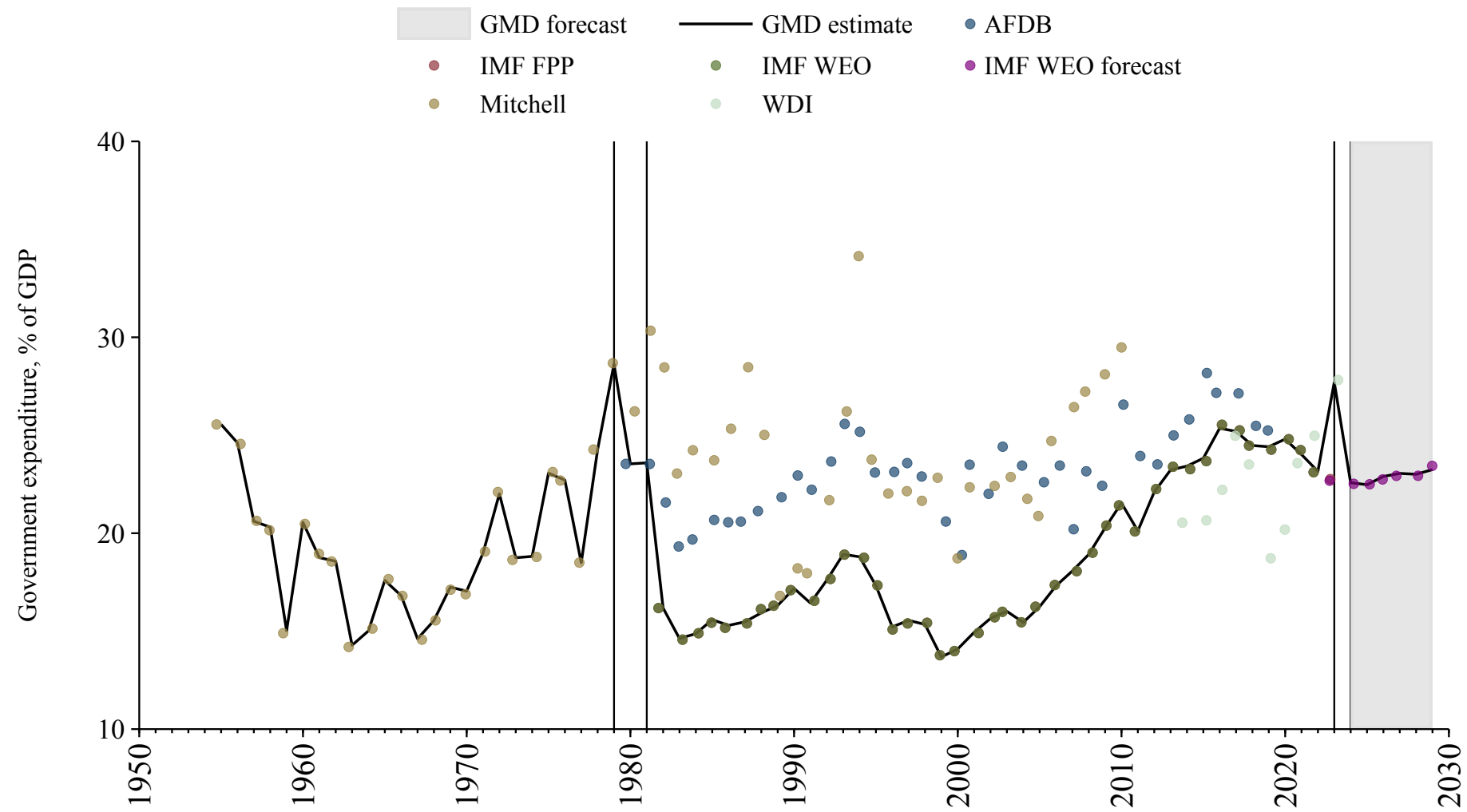
Kazakhstan

Source	Time span	Notes
World Bank (2024)	1997 - 2001	Spliced using overlapping data in 2002.
WEO (2024a)	2002 - 2022	Baseline source, overlaps with base year 2018.
World Bank (2024)	2023 - 2023	Spliced using overlapping data in 2024.
WEO (2024b)	2024 - 2029	Spliced using overlapping data in 2030.



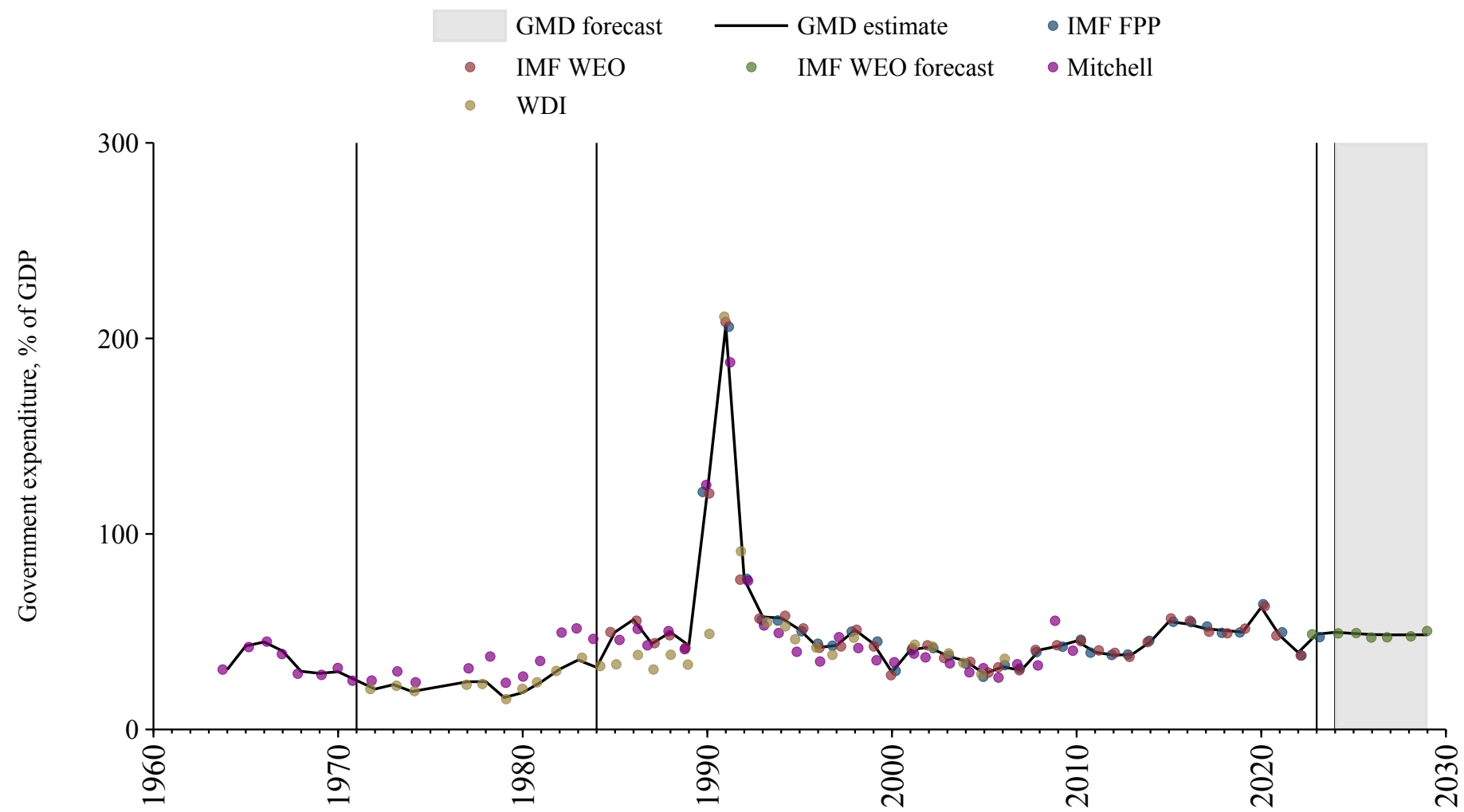
Kenya

Source	Time span	Notes
Mitchell (2013)	1955 - 1979	Spliced using overlapping data in 1980.
Bank (2024)	1980 - 1981	Spliced using overlapping data in 1982.
WEO (2024a)	1982 - 2022	Baseline source, overlaps with base year 2018.
World Bank (2024)	2023 - 2023	Spliced using overlapping data in 2024.
WEO (2024b)	2024 - 2029	Spliced using overlapping data in 2030.



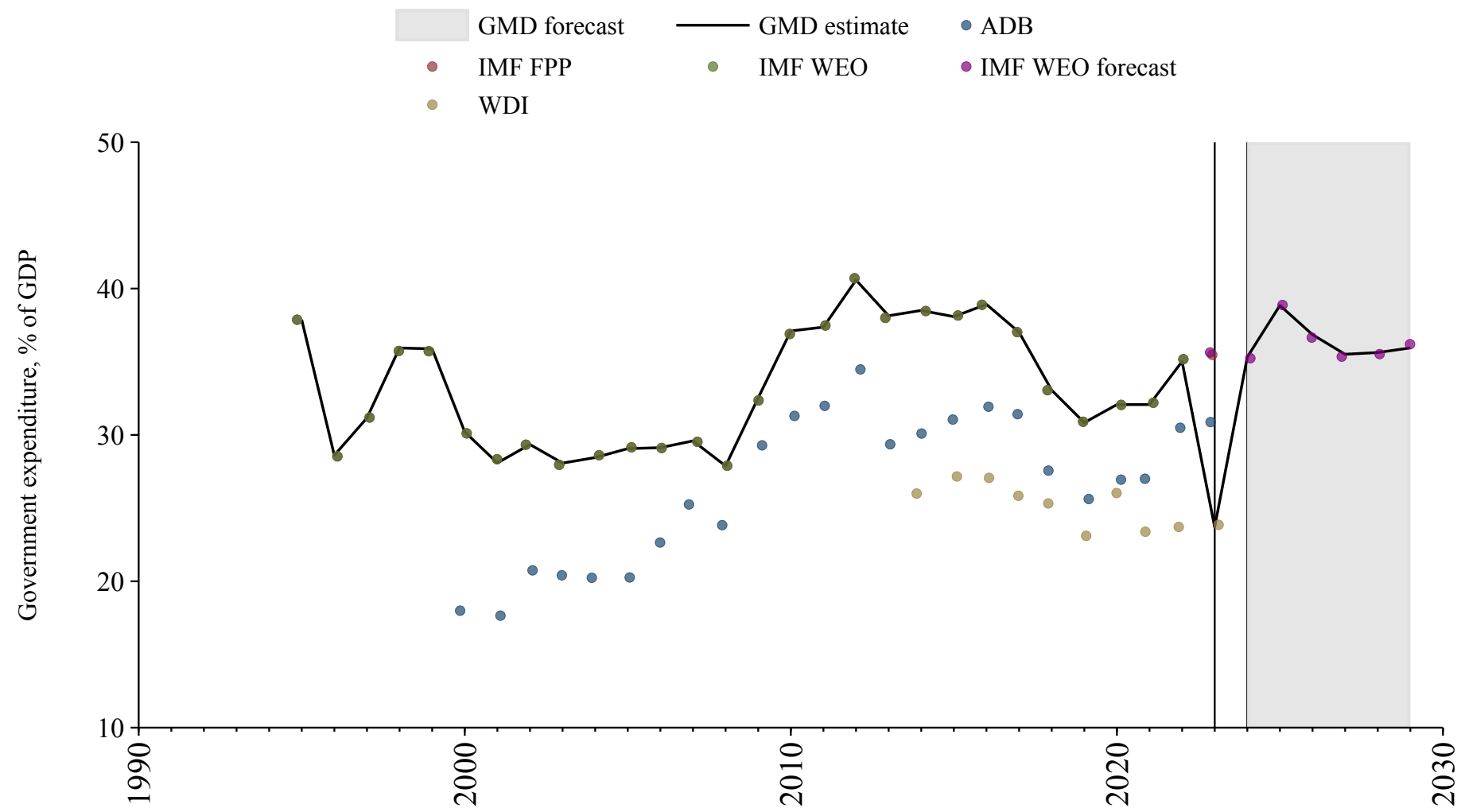
Kuwait

Source	Time span	Notes
Mitchell (2013)	1964 - 1971	Spliced using overlapping data in 1972.
World Bank (2024)	1972 - 1984	Spliced using overlapping data in 1985.
WEO (2024a)	1985 - 2022	Baseline source, overlaps with base year 2018.
Mauro et al. (2015)	2023 - 2023	Spliced using overlapping data in 2024.
WEO (2024b)	2024 - 2029	Spliced using overlapping data in 2030.



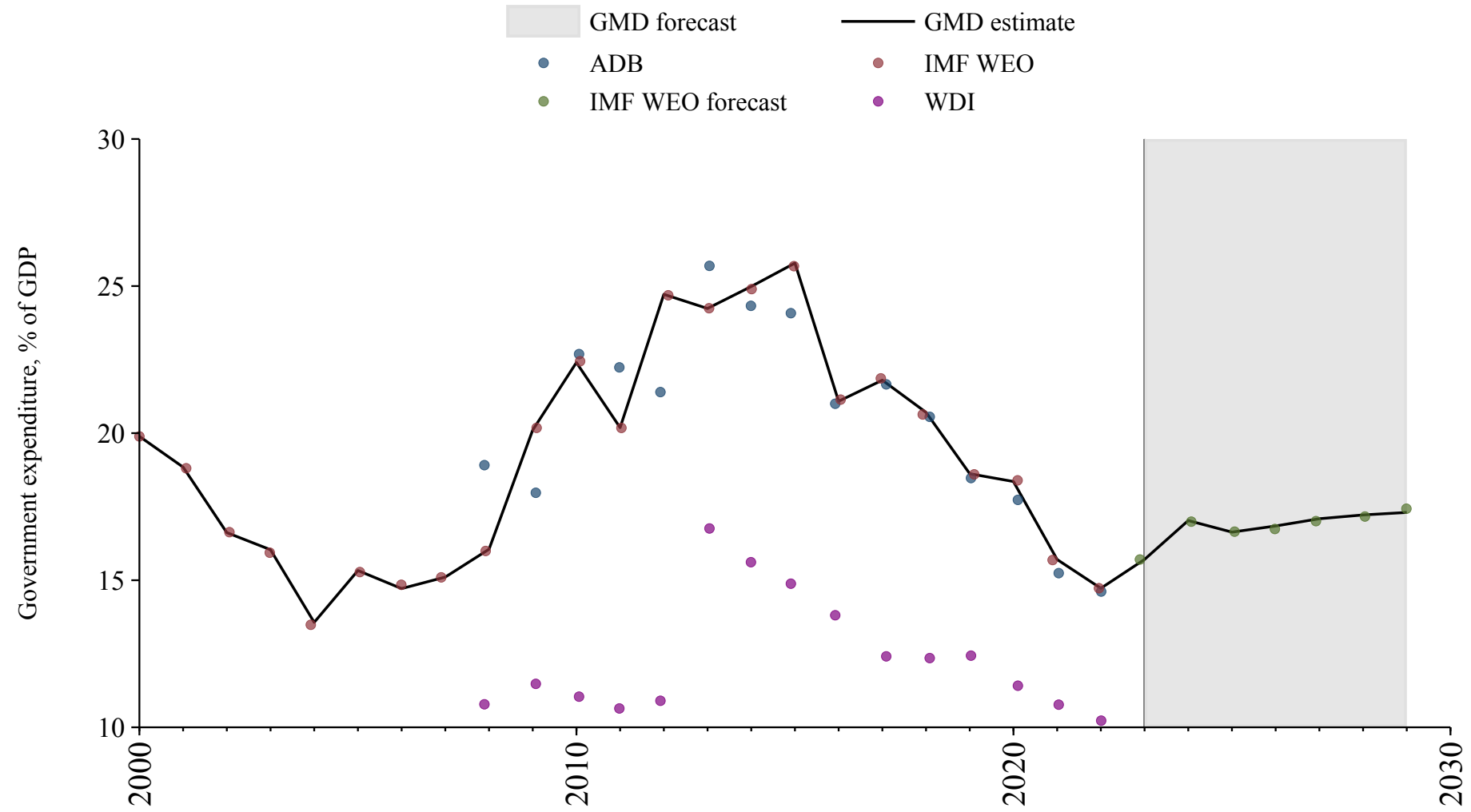
Kyrgyzstan

Source	Time span	Notes
WEO (2024a)	1995 - 2022	Baseline source, overlaps with base year 2018.
World Bank (2024)	2023 - 2023	Spliced using overlapping data in 2024.
WEO (2024b)	2024 - 2029	Spliced using overlapping data in 2030.



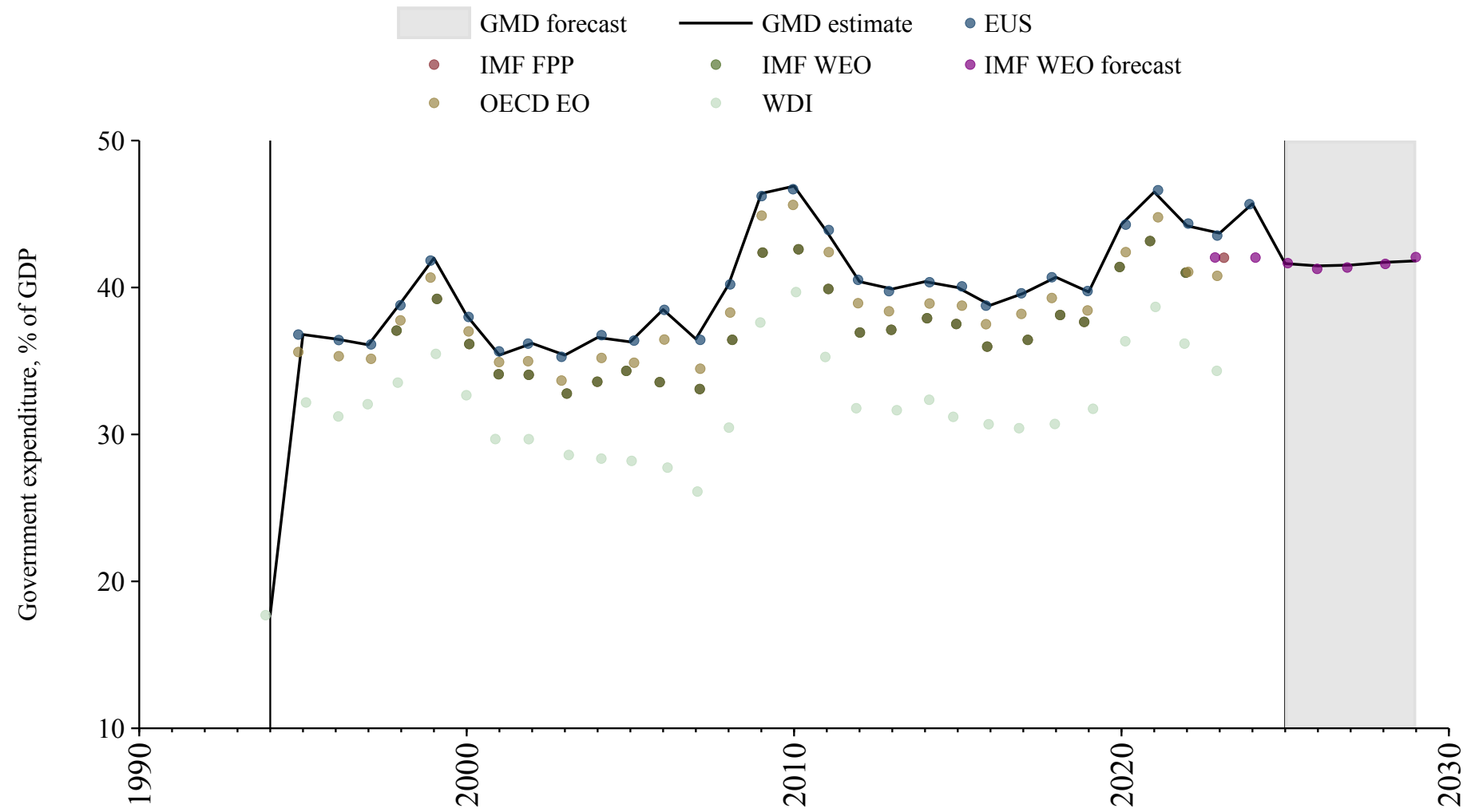
Laos

Source	Time span	Notes
WEO (2024a)	2000 - 2022	Baseline source, overlaps with base year 2018.
WEO (2024b)	2023 - 2029	Spliced using overlapping data in 2030.



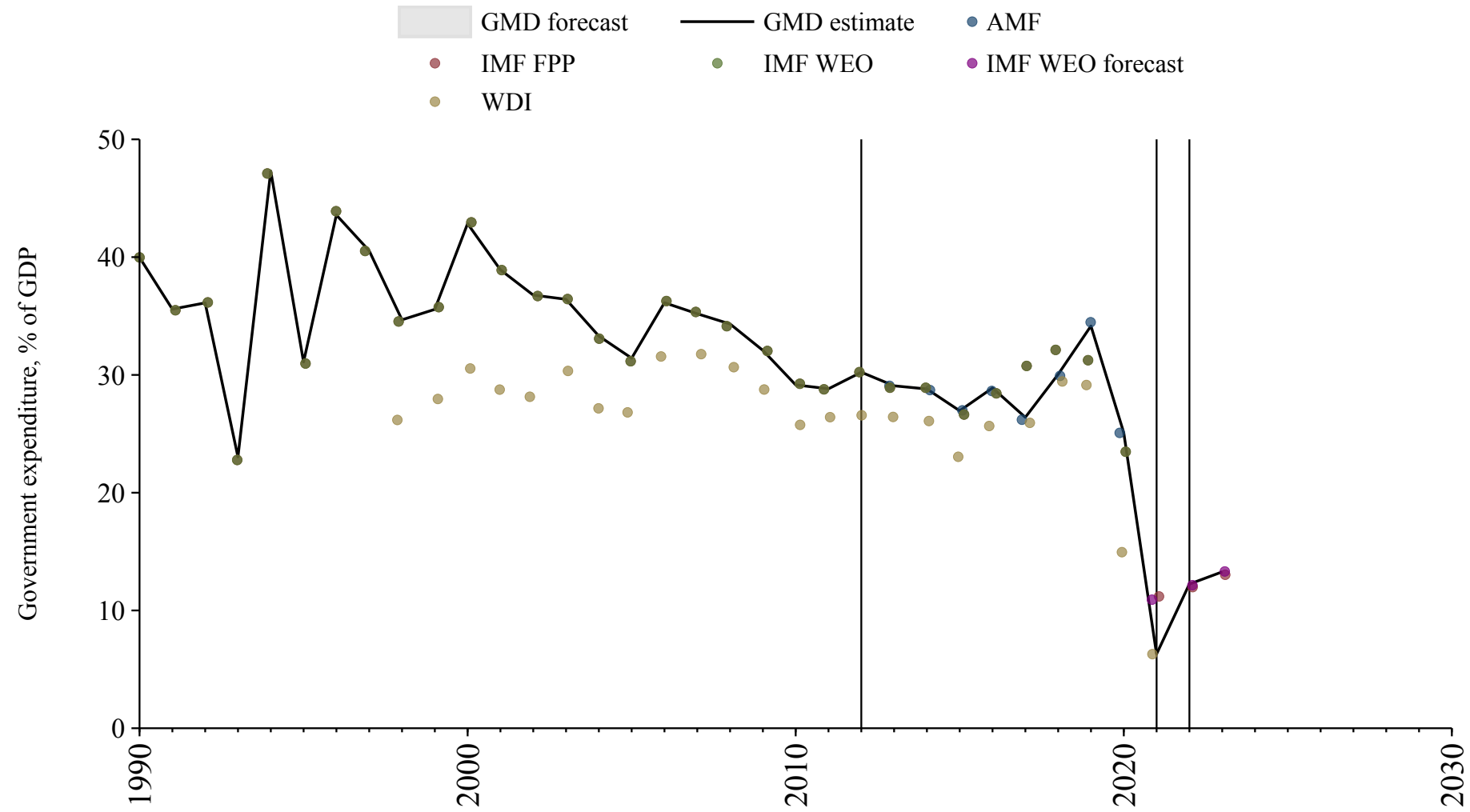
Latvia

Source	Time span	Notes
World Bank (2024)	1994 - 1994	Spliced using overlapping data in 1995.
Commission (2024)	1995 - 2024	Baseline source, overlaps with base year 2018.
WEO (2024b)	2025 - 2029	Spliced using overlapping data in 2030.



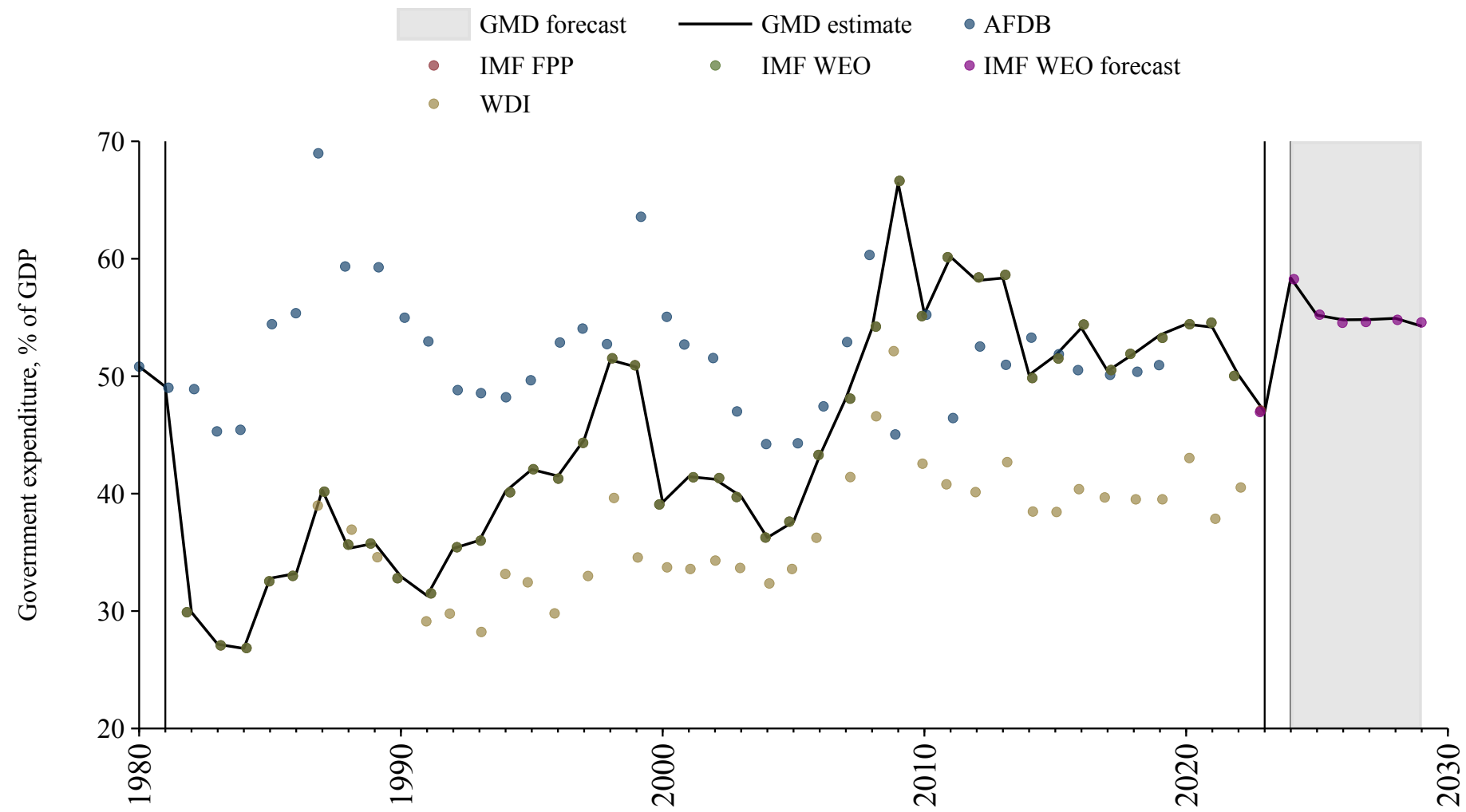
Lebanon

Source	Time span	Notes
WEO (2024a)	1990 - 2012	Spliced using overlapping data in 2013.
Arab Monetary Fund (2024)	2013 - 2020	Baseline source, overlaps with base year 2018.
World Bank (2024)	2021 - 2021	Spliced using overlapping data in 2022.
Mauro et al. (2015)	2022 - 2023	Spliced using overlapping data in 2024.



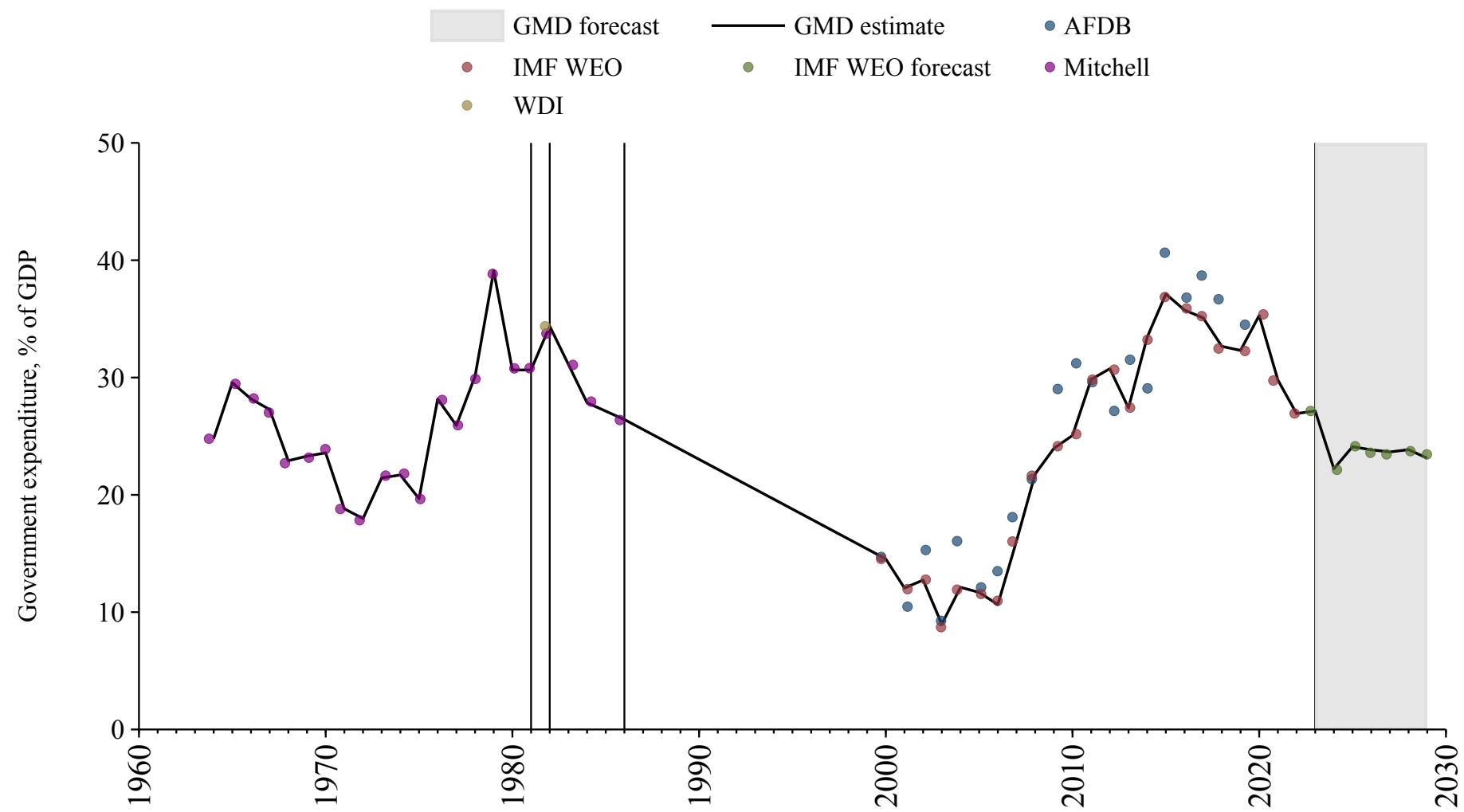
Lesotho

Source	Time span	Notes
Bank (2024)	1980 - 1981	Spliced using overlapping data in 1982.
WEO (2024a)	1982 - 2022	Baseline source, overlaps with base year 2018.
Mauro et al. (2015)	2023 - 2023	Spliced using overlapping data in 2024.
WEO (2024b)	2024 - 2029	Spliced using overlapping data in 2030.



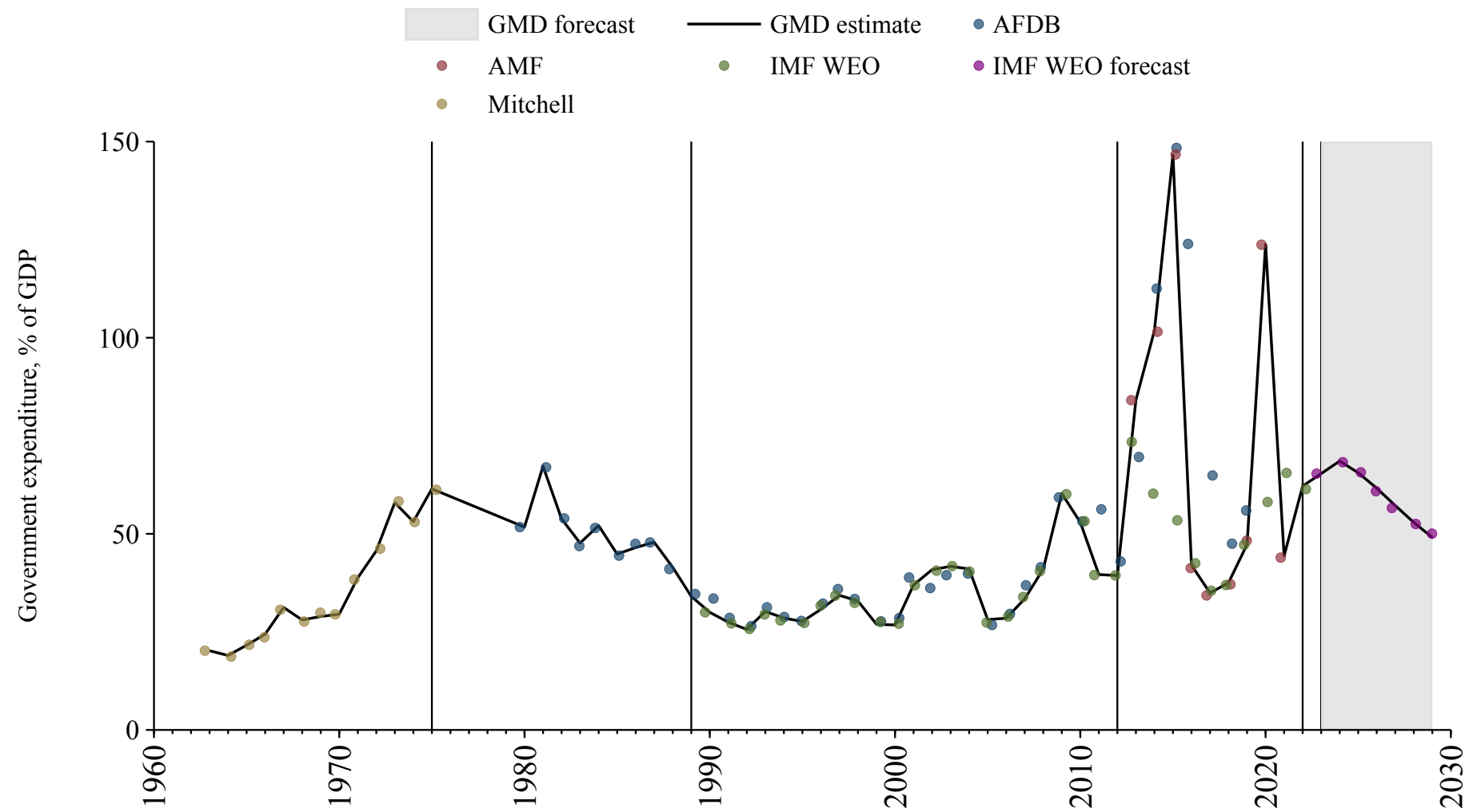
Liberia

Source	Time span	Notes
Mitchell (2013)	1964 - 1981	Spliced using overlapping data in 1982.
World Bank (2024)	1982 - 1982	Spliced using overlapping data in 1983.
Mitchell (2013)	1983 - 1986	Spliced using overlapping data in 1987.
WEO (2024a)	1987 - 2022	Baseline source, overlaps with base year 2018.
WEO (2024b)	2023 - 2029	Spliced using overlapping data in 2030.



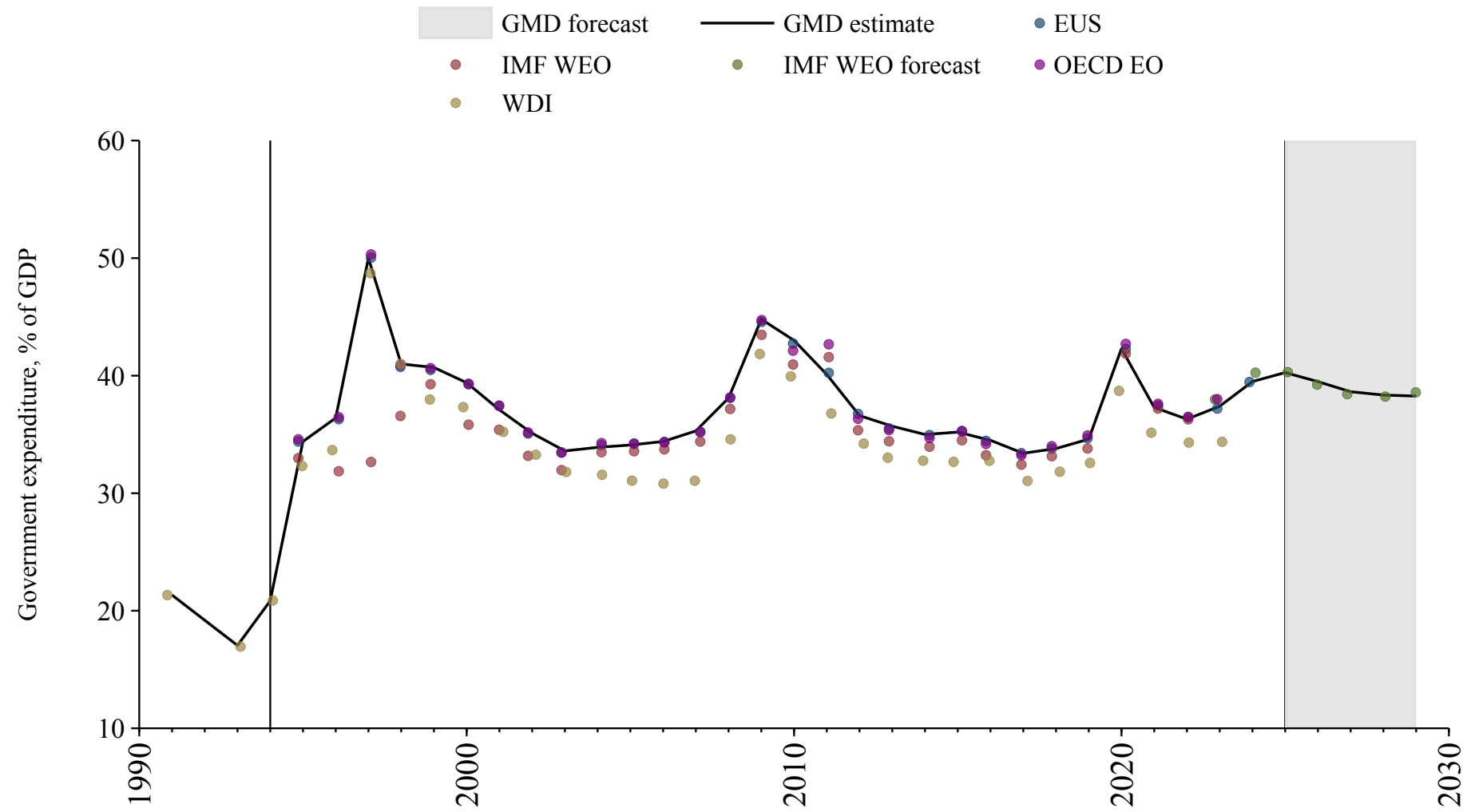
Libya

Source	Time span	Notes
Mitchell (2013)	1963 - 1975	Spliced using overlapping data in 1976.
Bank (2024)	1976 - 1989	Spliced using overlapping data in 1990.
WEO (2024a)	1990 - 2012	Spliced using overlapping data in 2013.
Arab Monetary Fund (2024)	2013 - 2021	Baseline source, overlaps with base year 2018.
WEO (2024a)	2022 - 2022	Spliced using overlapping data in 2023.
WEO (2024b)	2023 - 2029	Spliced using overlapping data in 2030.



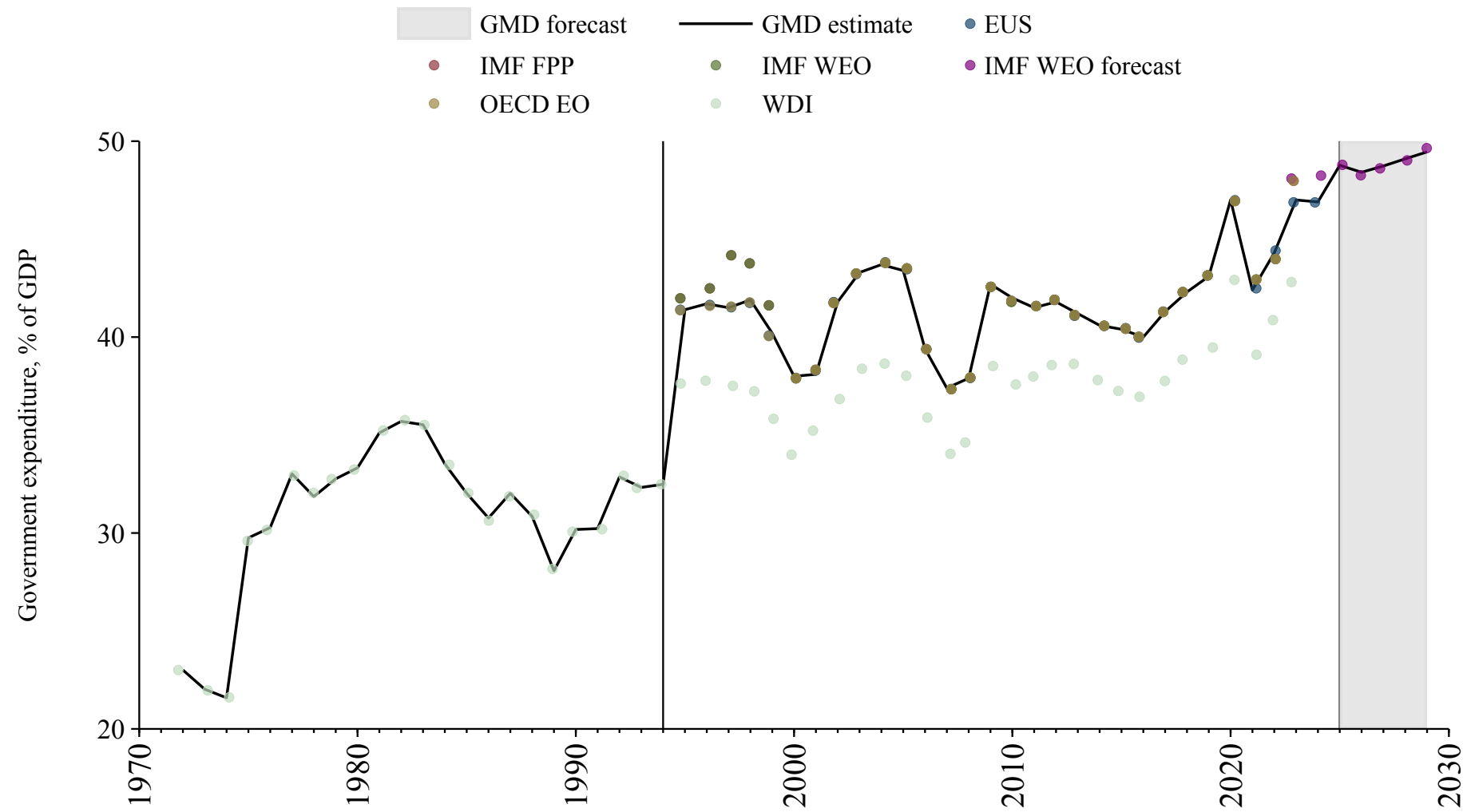
Lithuania

Source	Time span	Notes
World Bank (2024)	1991 - 1994	Spliced using overlapping data in 1995.
Commission (2024)	1995 - 2024	Baseline source, overlaps with base year 2018.
WEO (2024b)	2025 - 2029	Spliced using overlapping data in 2030.



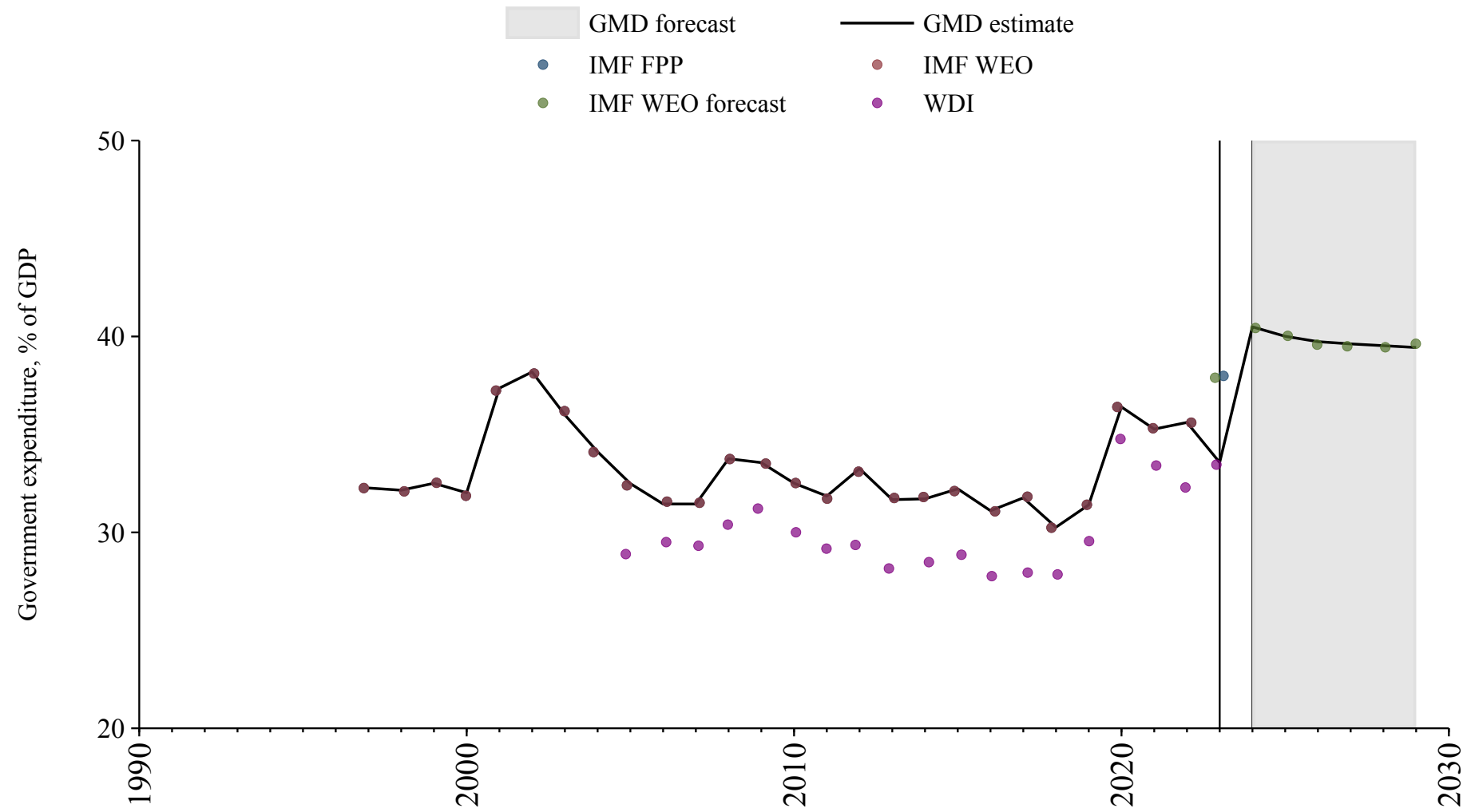
Luxembourg

Source	Time span	Notes
World Bank (2024)	1972 - 1994	Spliced using overlapping data in 1995.
Commission (2024)	1995 - 2024	Baseline source, overlaps with base year 2018.
WEO (2024b)	2025 - 2029	Spliced using overlapping data in 2030.



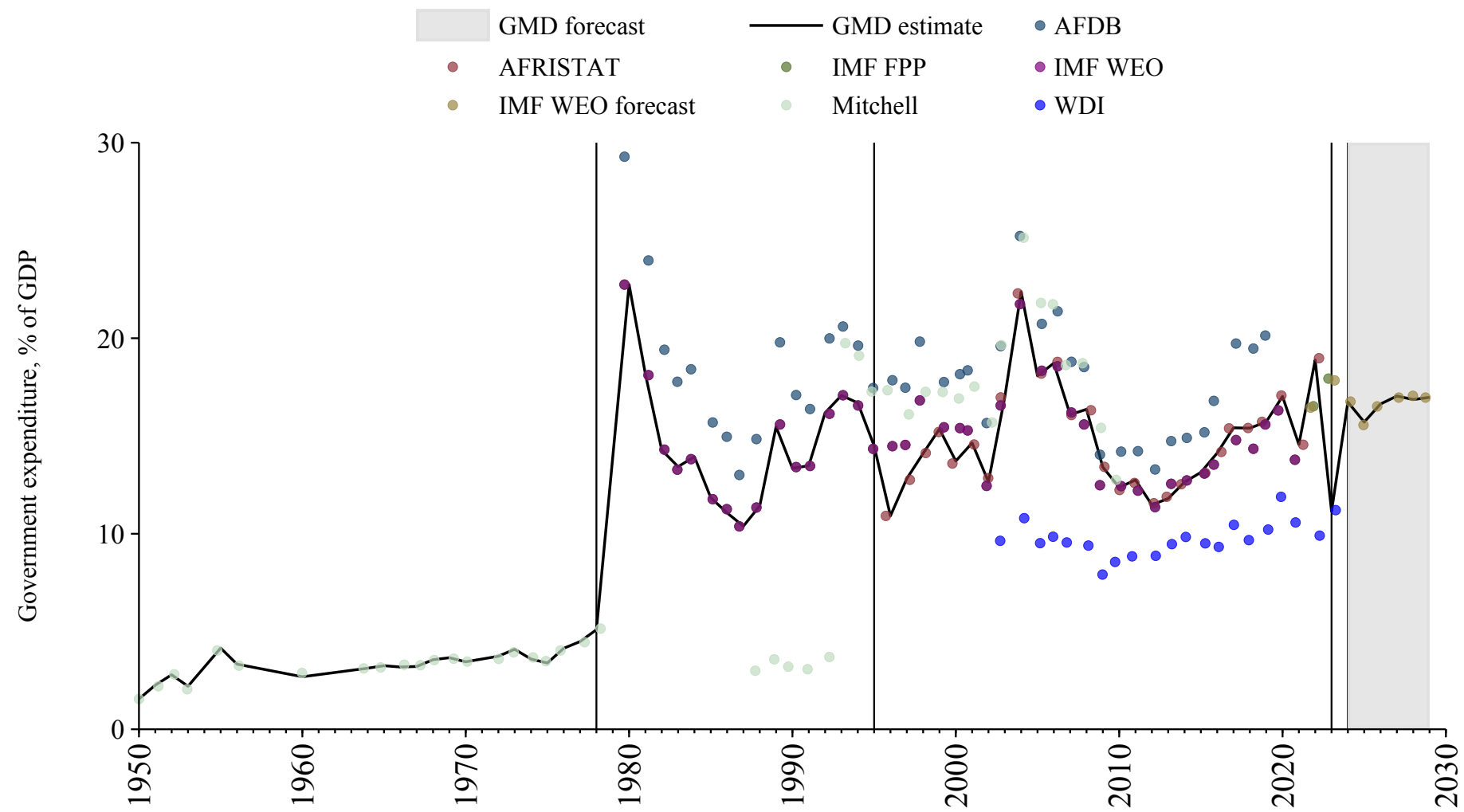
Macedonia

Source	Time span	Notes
WEO (2024a)	1997 - 2022	Baseline source, overlaps with base year 2018.
World Bank (2024)	2023 - 2023	Spliced using overlapping data in 2024.
WEO (2024b)	2024 - 2029	Spliced using overlapping data in 2030.



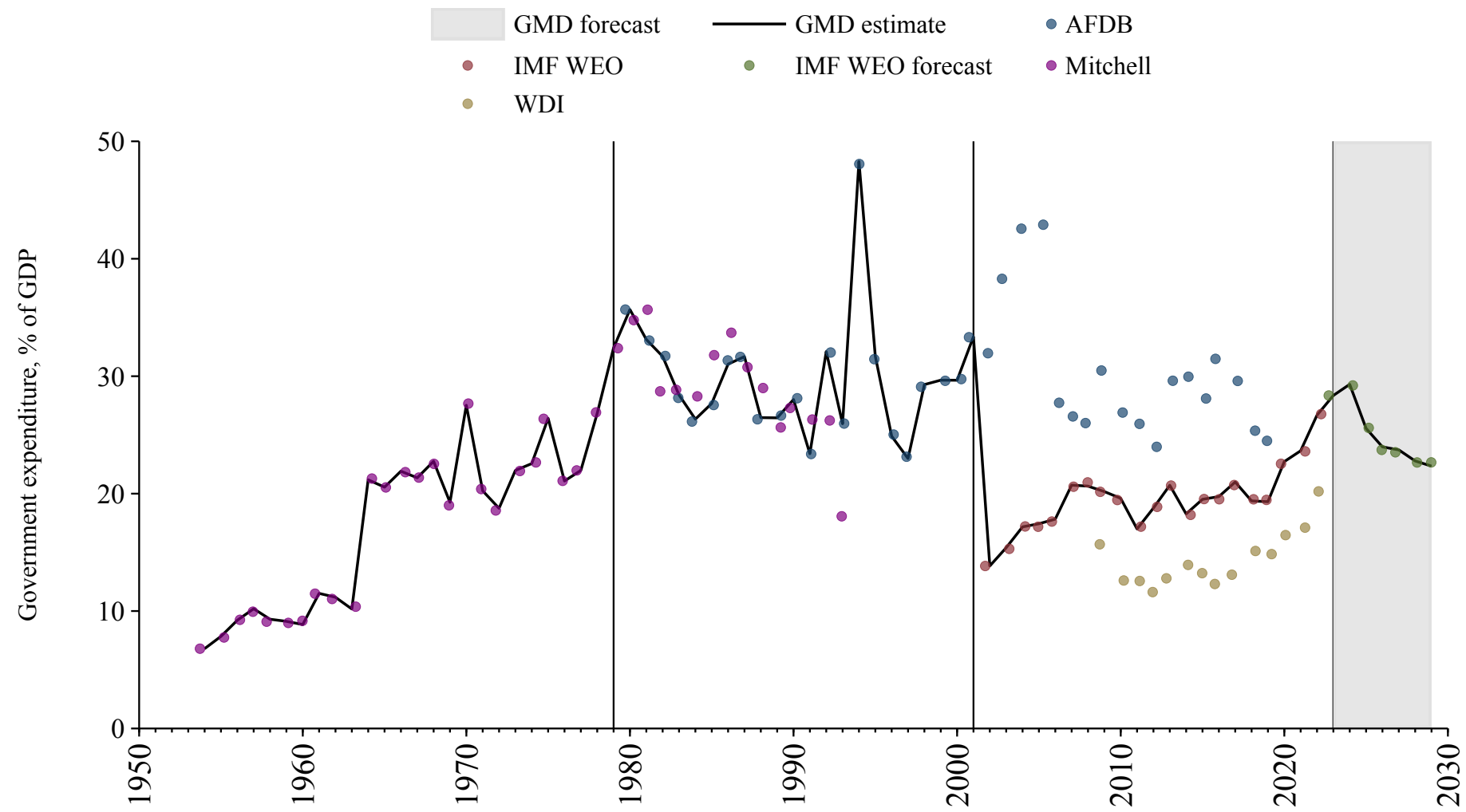
Madagascar

Source	Time span	Notes
Mitchell (2013)	1950 - 1978	Spliced using overlapping data in 1979.
WEO (2024a)	1979 - 1995	Spliced using overlapping data in 1996.
African Union (2024)	1996 - 2022	Baseline source, overlaps with base year 2018.
World Bank (2024)	2023 - 2023	Spliced using overlapping data in 2024.
WEO (2024b)	2024 - 2029	Spliced using overlapping data in 2030.



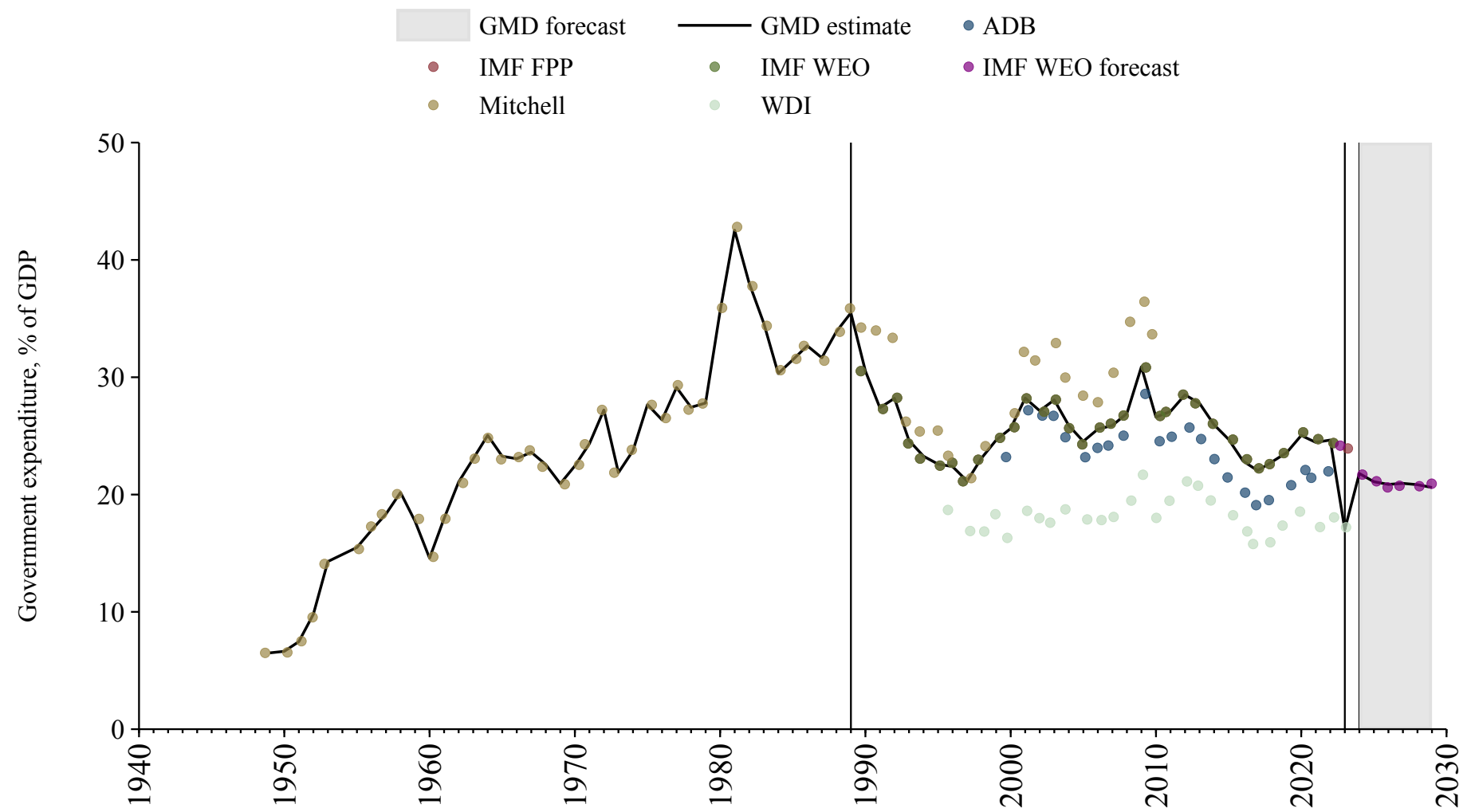
Malawi

Source	Time span	Notes
Mitchell (2013)	1954 - 1979	Spliced using overlapping data in 1980.
Bank (2024)	1980 - 2001	Spliced using overlapping data in 2002.
WEO (2024a)	2002 - 2022	Baseline source, overlaps with base year 2018.
WEO (2024b)	2023 - 2029	Spliced using overlapping data in 2030.



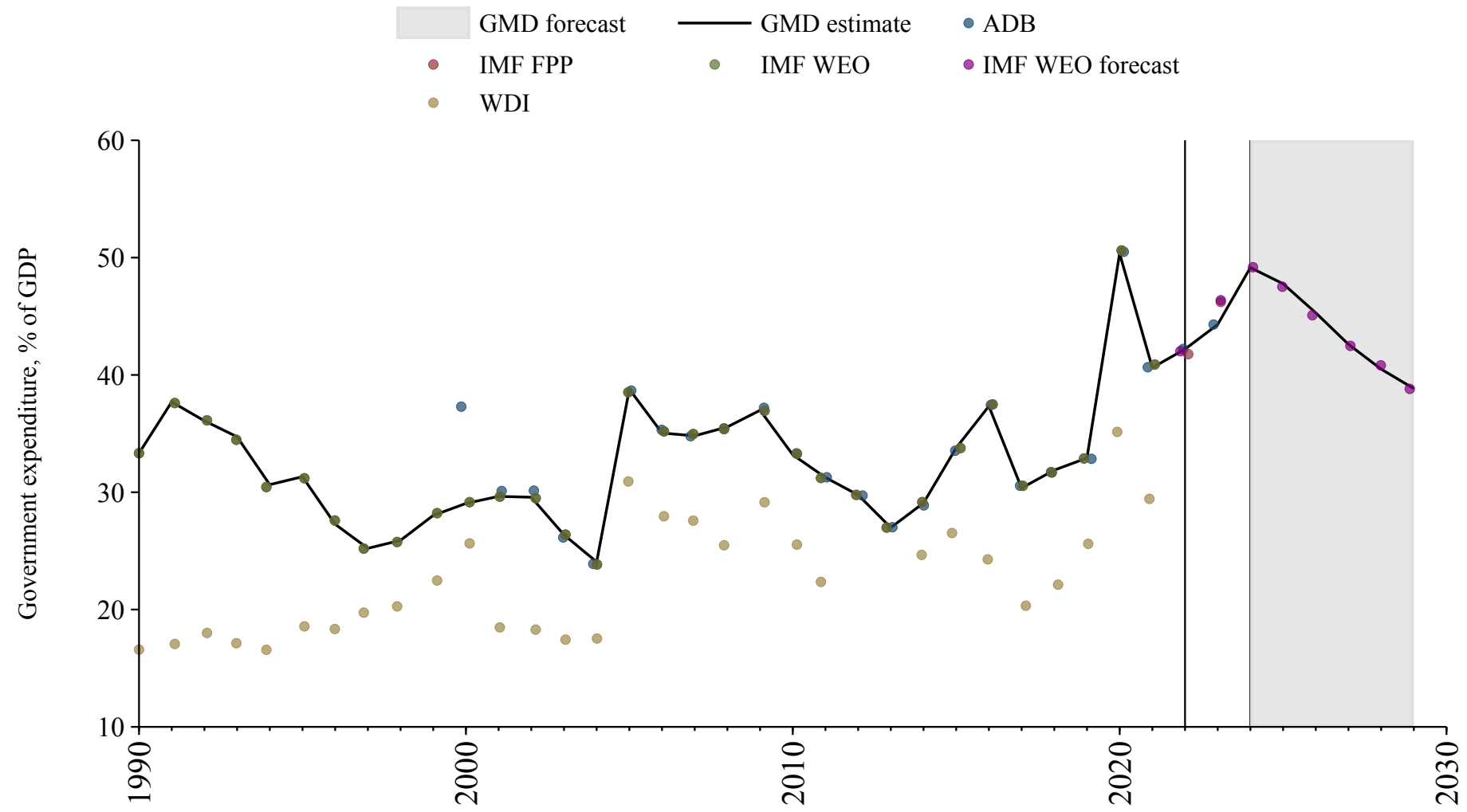
Malaysia

Source	Time span	Notes
Mitchell (2013)	1949 - 1989	Spliced using overlapping data in 1990.
WEO (2024a)	1990 - 2022	Baseline source, overlaps with base year 2018.
World Bank (2024)	2023 - 2023	Spliced using overlapping data in 2024.
WEO (2024b)	2024 - 2029	Spliced using overlapping data in 2030.



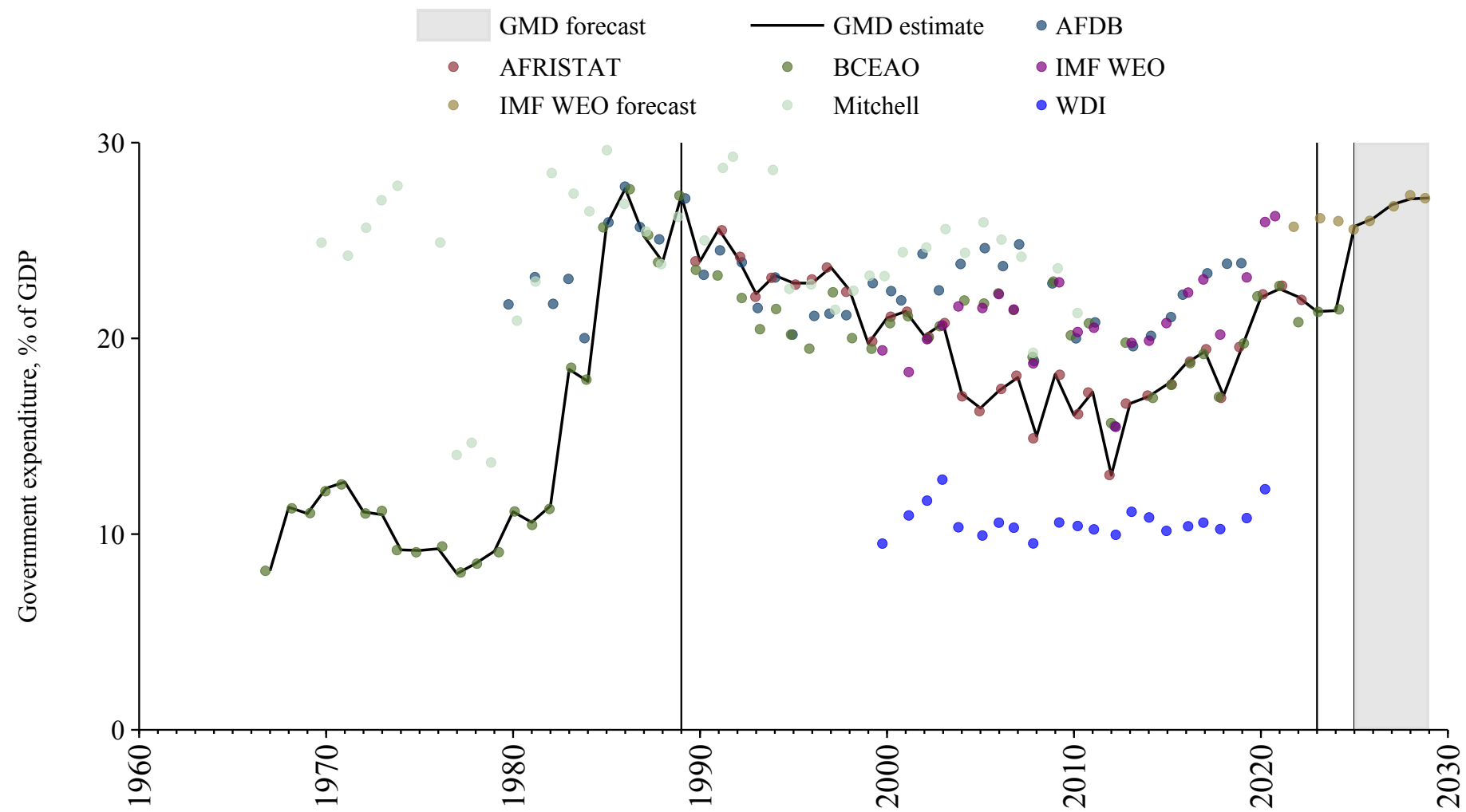
Maldives

Source	Time span	Notes
WEO (2024a)	1990 - 2021	Baseline source, overlaps with base year 2018.
Asian Development Bank (2024)	2022 - 2023	Spliced using overlapping data in 2024.
WEO (2024b)	2024 - 2029	Spliced using overlapping data in 2020.



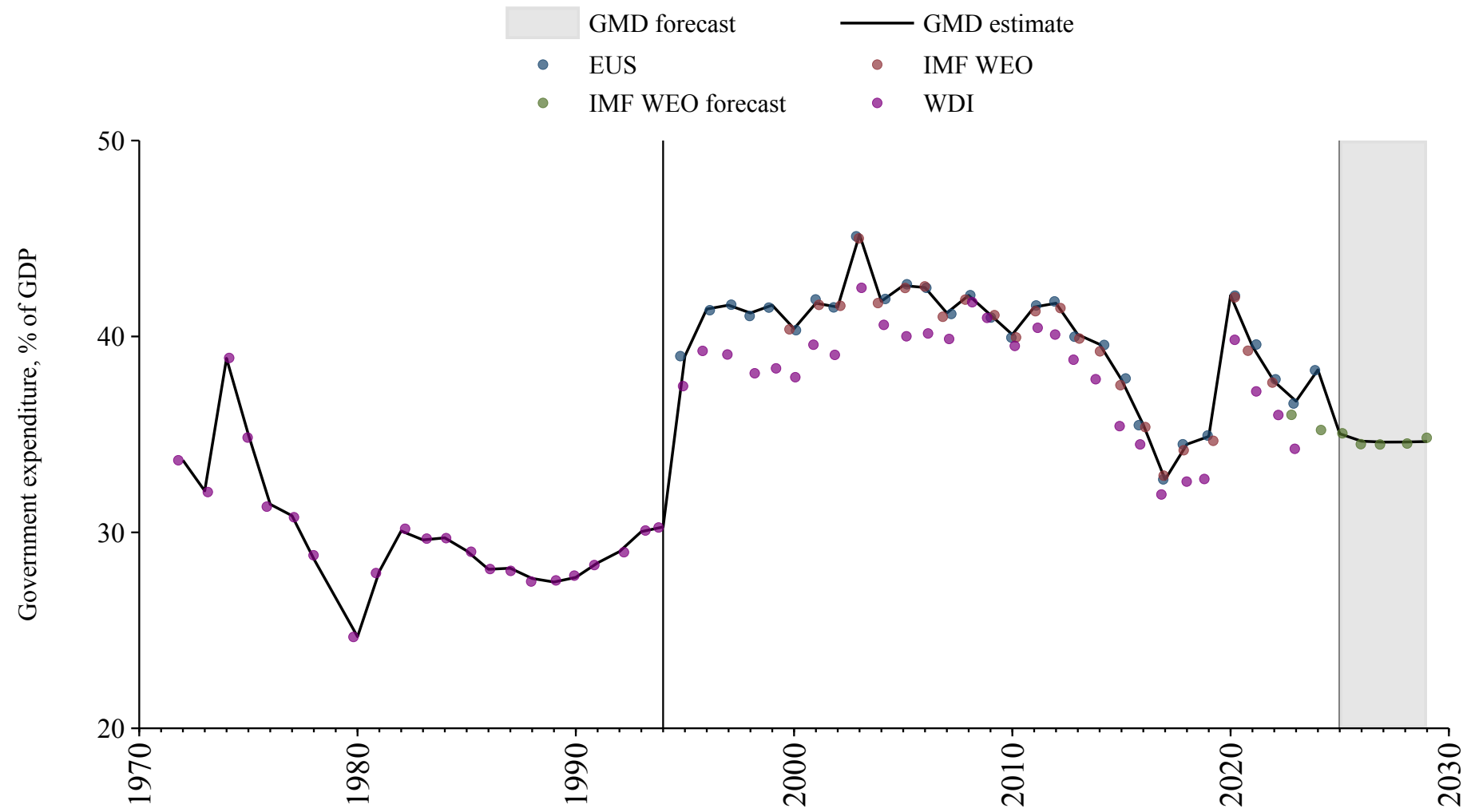
Mali

Source	Time span	Notes
Banque centrale des États de l'Afrique de l'Ouest (2024)	1967 - 1989	Spliced using overlapping data in 1990.
African Union (2024)	1990 - 2022	Baseline source, overlaps with base year 2018.
Banque centrale des États de l'Afrique de l'Ouest (2024)	2023 - 2024	Spliced using overlapping data in 2025.
WEO (2024b)	2025 - 2029	Spliced using overlapping data in 2030.



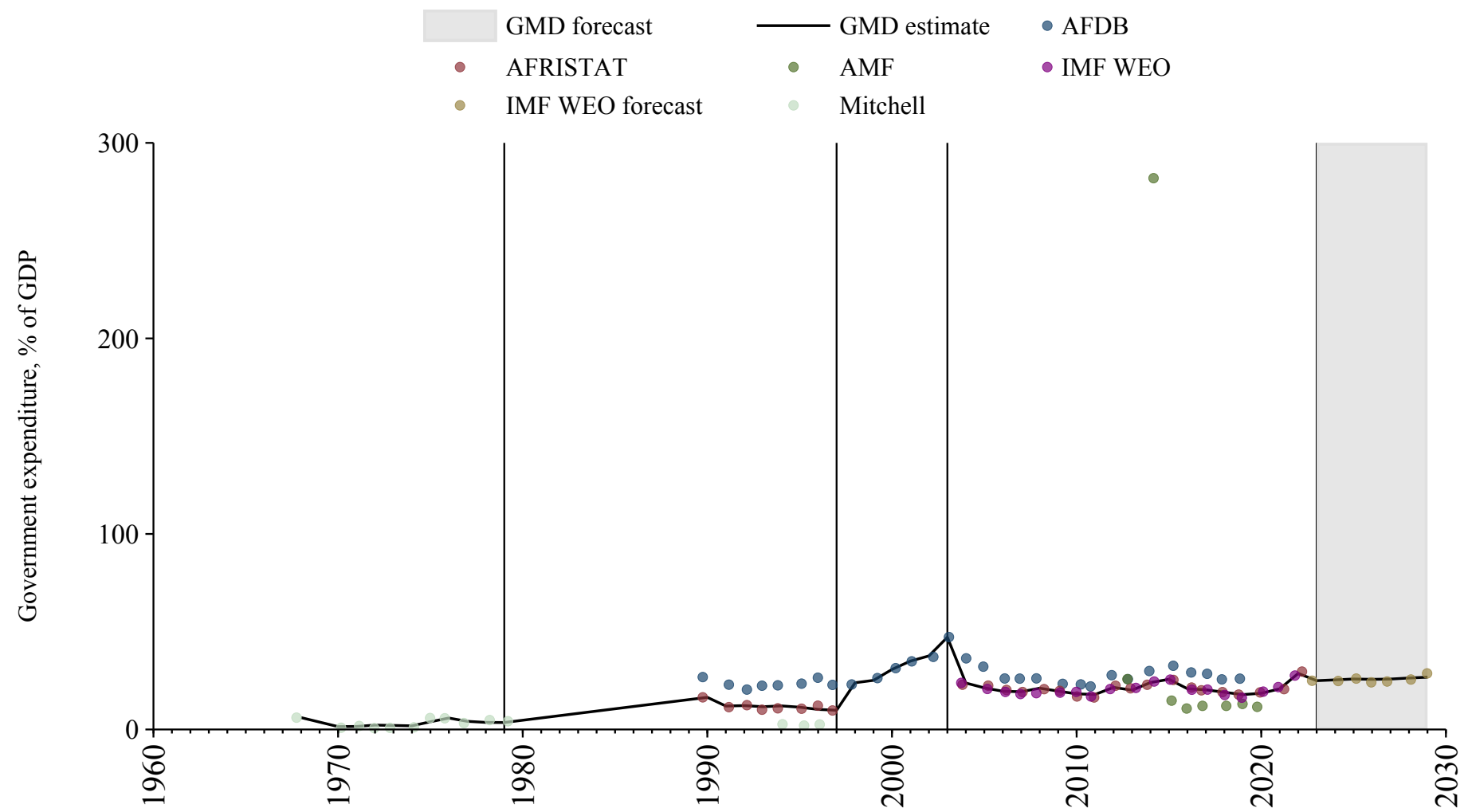
Malta

Source	Time span	Notes
World Bank (2024)	1972 - 1994	Spliced using overlapping data in 1995.
Commission (2024)	1995 - 2024	Baseline source, overlaps with base year 2018.
WEO (2024b)	2025 - 2029	Spliced using overlapping data in 2030.



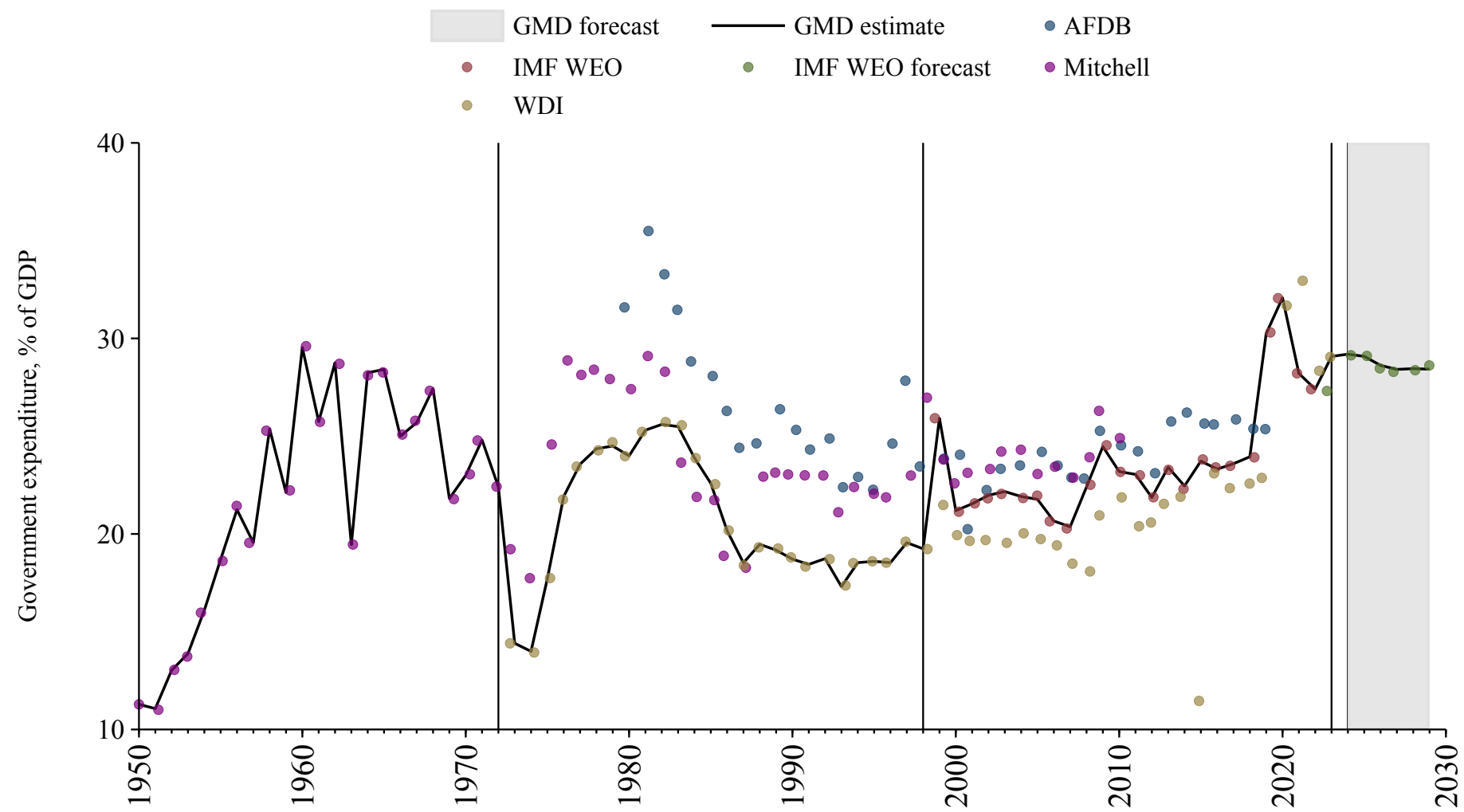
Mauritania

Source	Time span	Notes
Mitchell (2013)	1968 - 1979	Spliced using overlapping data in 1980.
African Union (2024)	1980 - 1997	Spliced using overlapping data in 1998.
Bank (2024)	1998 - 2003	Spliced using overlapping data in 2004.
African Union (2024)	2004 - 2022	Baseline source, overlaps with base year 2018.
WEO (2024b)	2023 - 2029	Spliced using overlapping data in 2030.



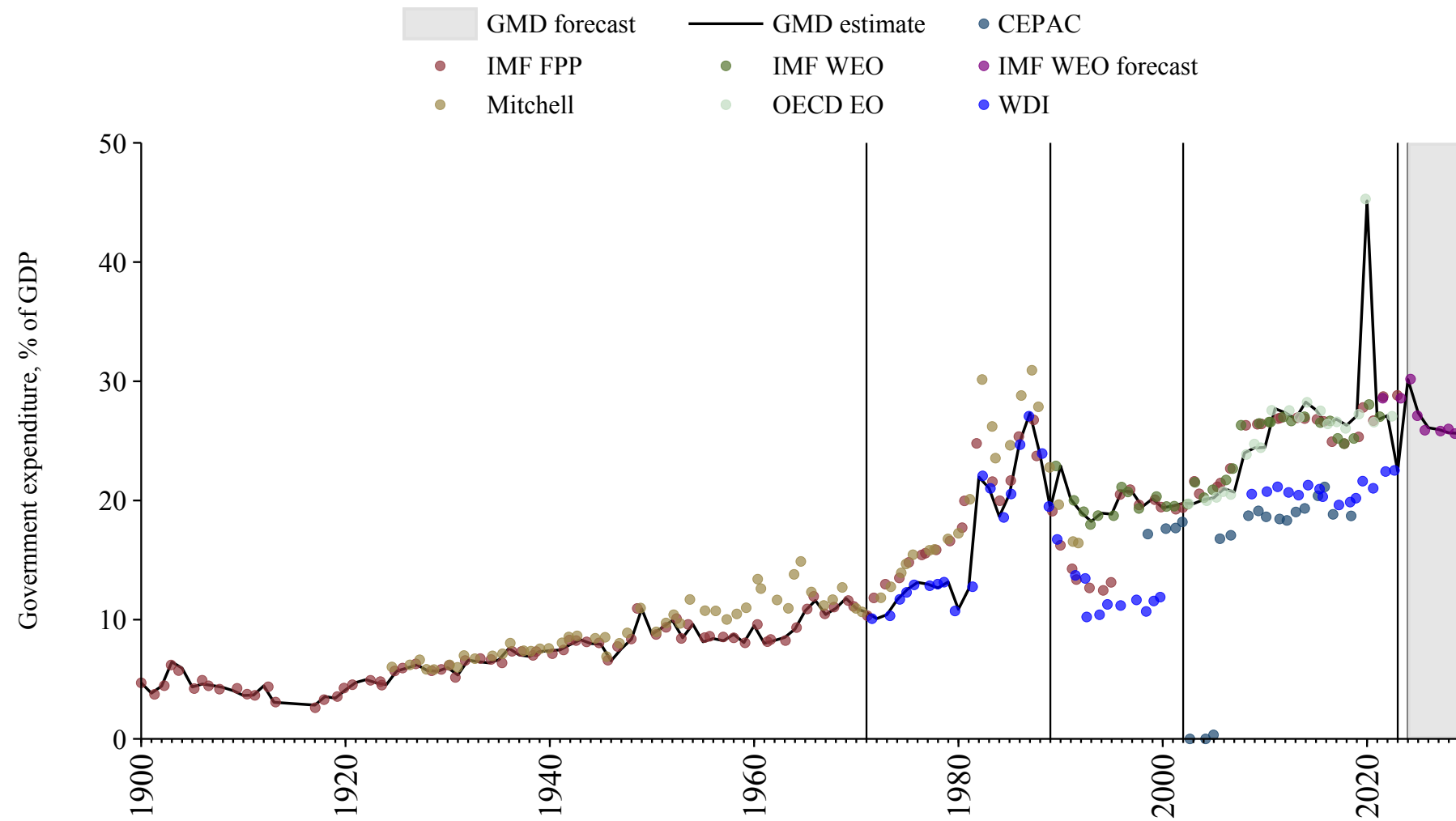
Mauritius

Source	Time span	Notes
Mitchell (2013)	1950 - 1972	Spliced using overlapping data in 1973.
World Bank (2024)	1973 - 1998	Spliced using overlapping data in 1999.
WEO (2024a)	1999 - 2022	Baseline source, overlaps with base year 2018.
World Bank (2024)	2023 - 2023	Spliced using overlapping data in 2024.
WEO (2024b)	2024 - 2029	Spliced using overlapping data in 2030.



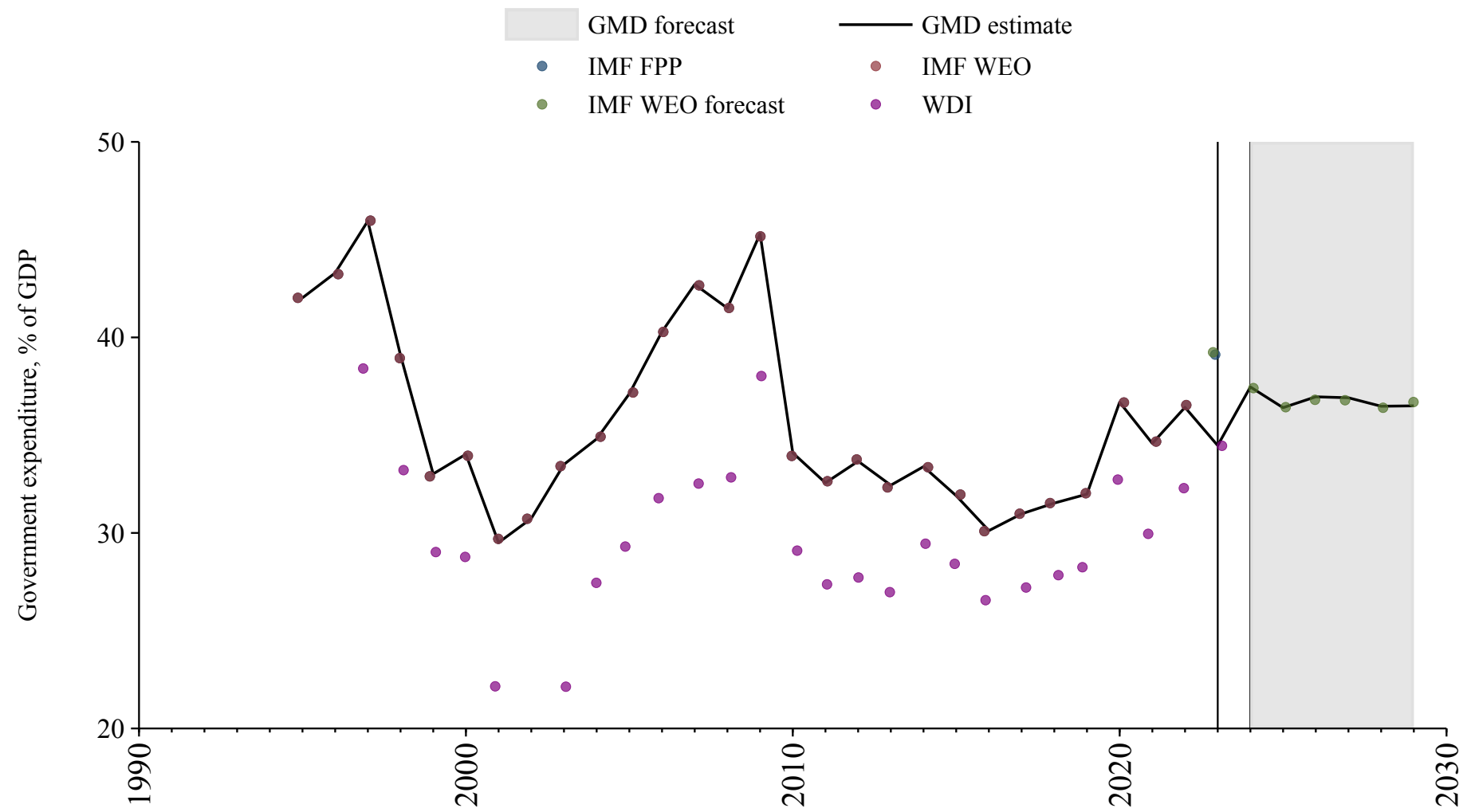
Mexico

Source	Time span	Notes
Mauro et al. (2015)	1900 - 1971	Spliced using overlapping data in 1972.
World Bank (2024)	1972 - 1989	Spliced using overlapping data in 1990.
WEO (2024a)	1990 - 2002	Spliced using overlapping data in 2003.
OECD Economic Outlook (2024)	2003 - 2022	Baseline source, overlaps with base year 2018.
World Bank (2024)	2023 - 2023	Spliced using overlapping data in 2024.
WEO (2024b)	2024 - 2029	Spliced using overlapping data in 2030.



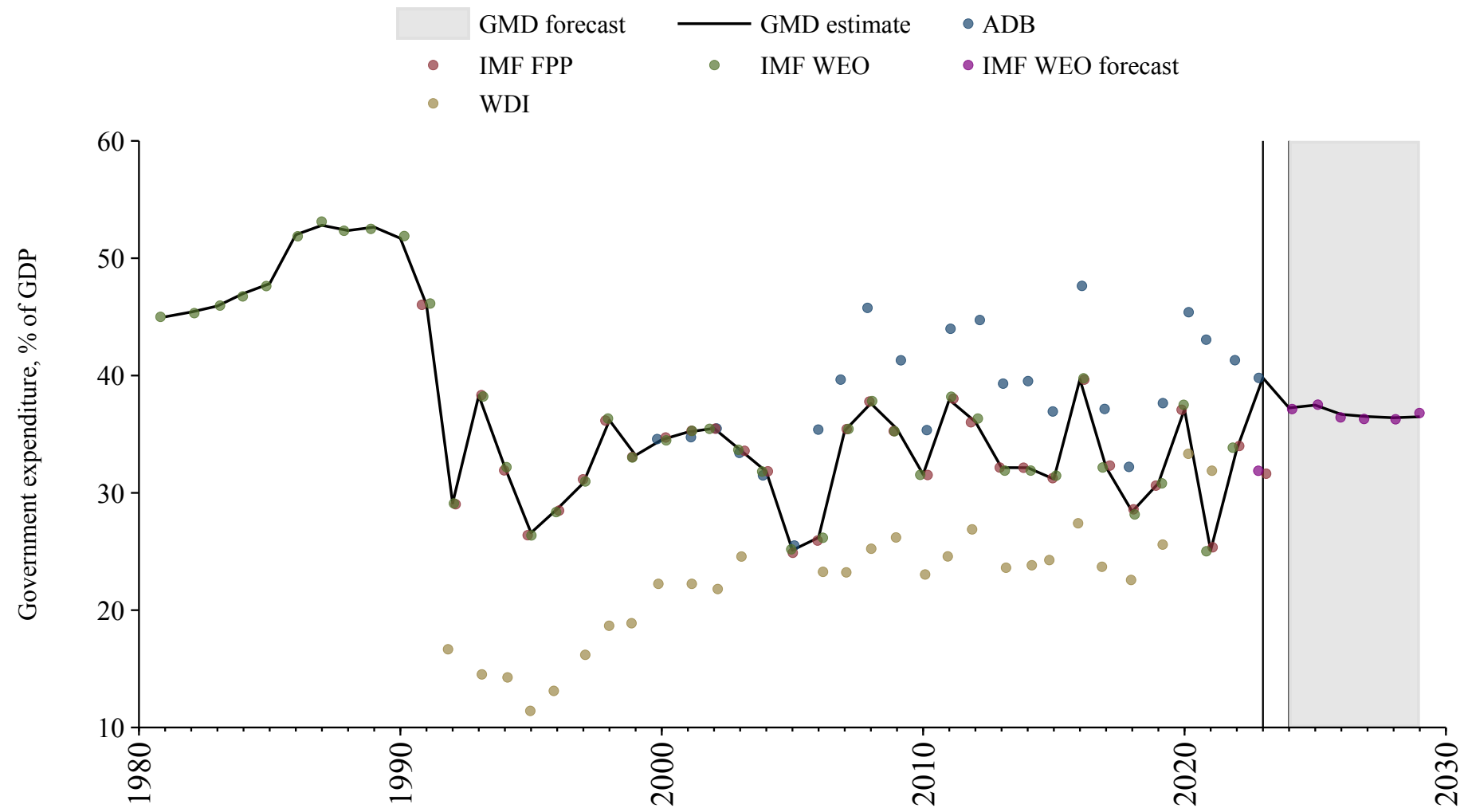
Moldova

Source	Time span	Notes
WEO (2024a)	1995 - 2022	Baseline source, overlaps with base year 2018.
World Bank (2024)	2023 - 2023	Spliced using overlapping data in 2024.
WEO (2024b)	2024 - 2029	Spliced using overlapping data in 2020.



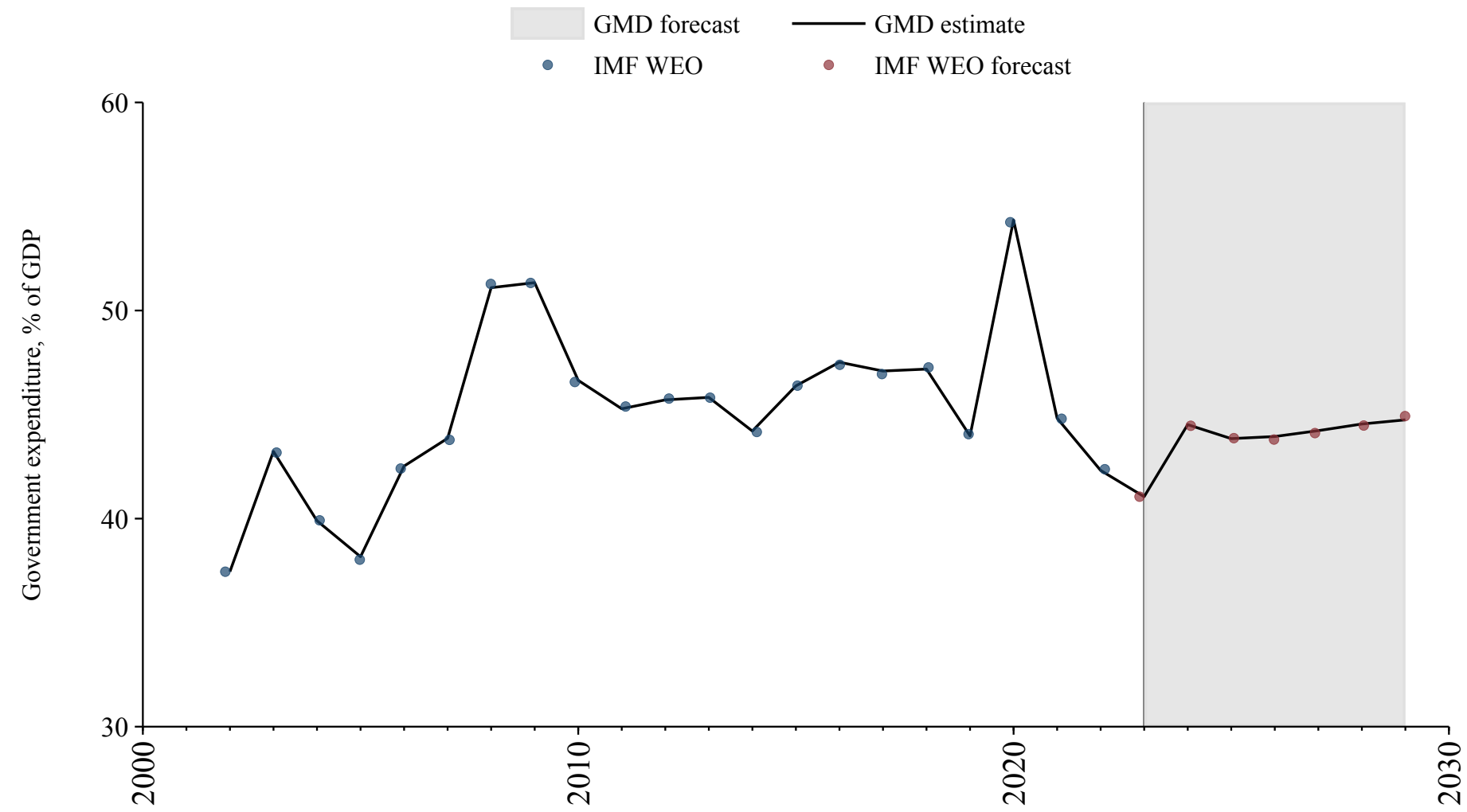
Mongolia

Source	Time span	Notes
WEO (2024a)	1981 - 2022	Baseline source, overlaps with base year 2018.
Asian Development Bank (2024)	2023 - 2023	Spliced using overlapping data in 2024.
WEO (2024b)	2024 - 2029	Spliced using overlapping data in 2020.



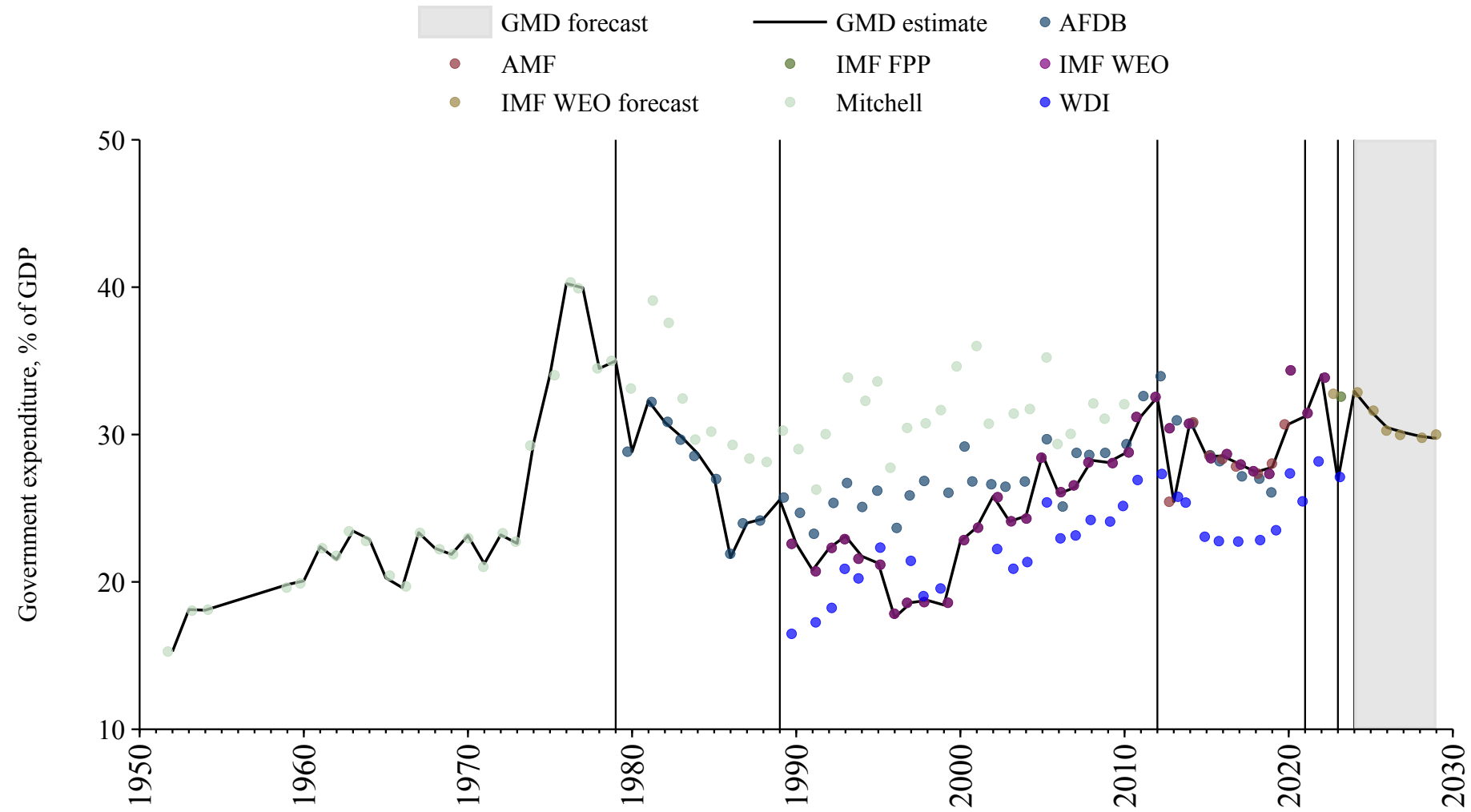
Montenegro

Source	Time span	Notes
WEO (2024a)	2002 - 2022	Baseline source, overlaps with base year 2018.
WEO (2024b)	2023 - 2029	Spliced using overlapping data in 2030.



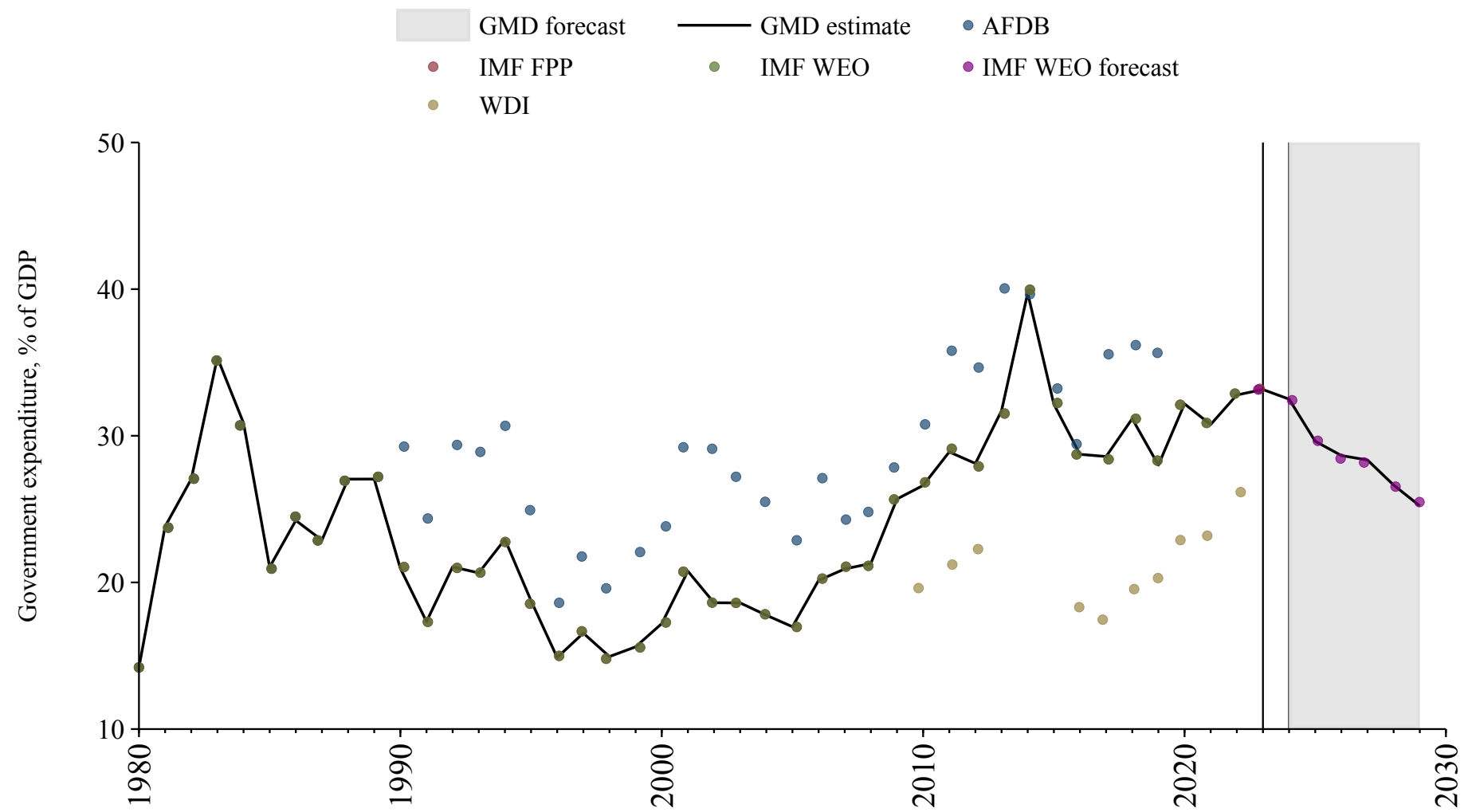
Morocco

Source	Time span	Notes
Mitchell (2013)	1952 - 1979	Spliced using overlapping data in 1980.
Bank (2024)	1980 - 1989	Spliced using overlapping data in 1990.
WEO (2024a)	1990 - 2012	Spliced using overlapping data in 2013.
Arab Monetary Fund (2024)	2013 - 2020	Baseline source, overlaps with base year 2018.
WEO (2024a)	2021 - 2022	Spliced using overlapping data in 2023.
World Bank (2024)	2023 - 2023	Spliced using overlapping data in 2024.
WEO (2024b)	2024 - 2029	Spliced using overlapping data in 2030.



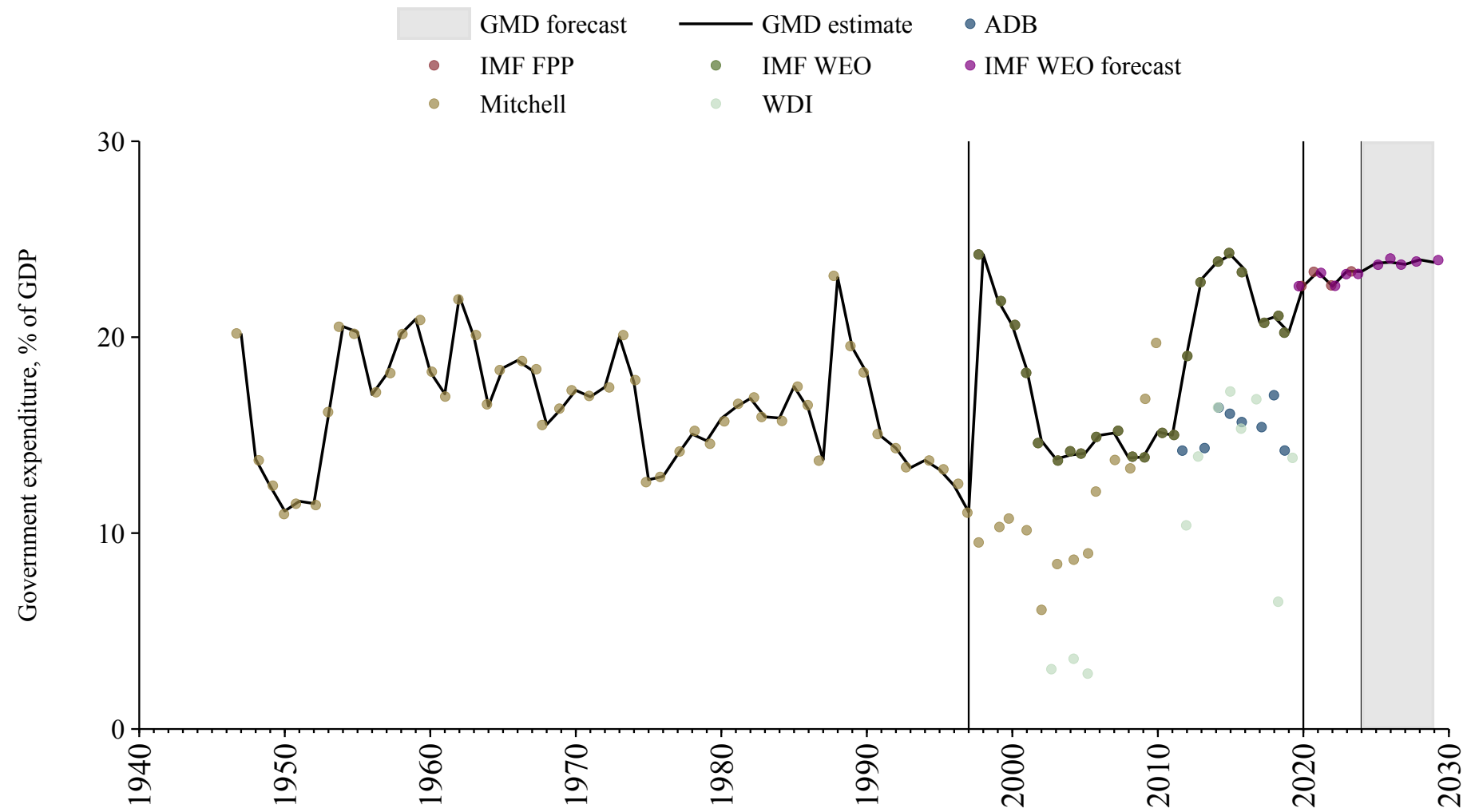
Mozambique

Source	Time span	Notes
WEO (2024a)	1980 - 2022	Baseline source, overlaps with base year 2018.
Mauro et al. (2015)	2023 - 2023	Spliced using overlapping data in 2024.
WEO (2024b)	2024 - 2029	Spliced using overlapping data in 2030.



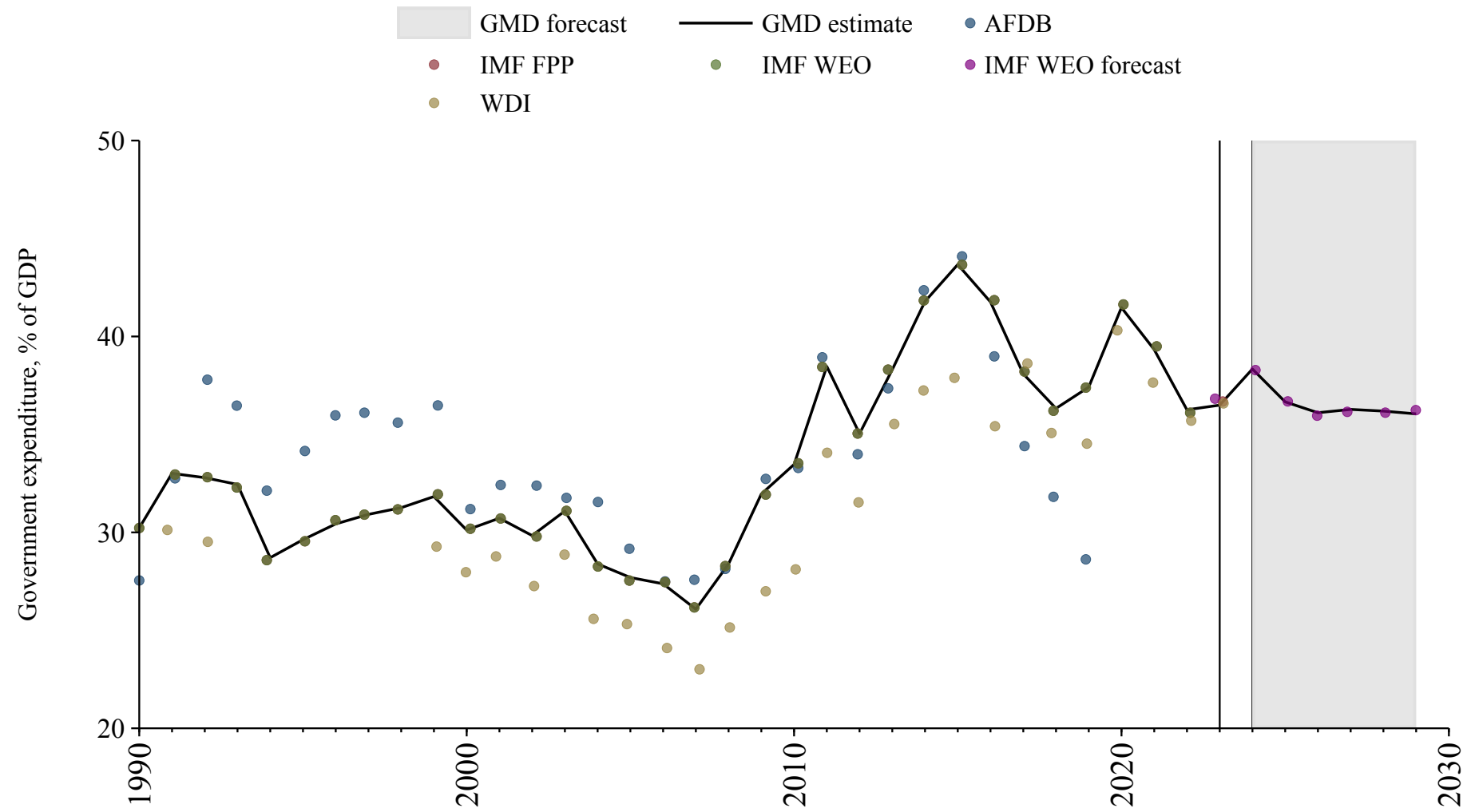
Myanmar

Source	Time span	Notes
Mitchell (2013)	1947 - 1997	Spliced using overlapping data in 1998.
WEO (2024a)	1998 - 2019	Baseline source, overlaps with base year 2018.
Mauro et al. (2015)	2020 - 2023	Spliced using overlapping data in 2024.
WEO (2024b)	2024 - 2029	Spliced using overlapping data in 2030.



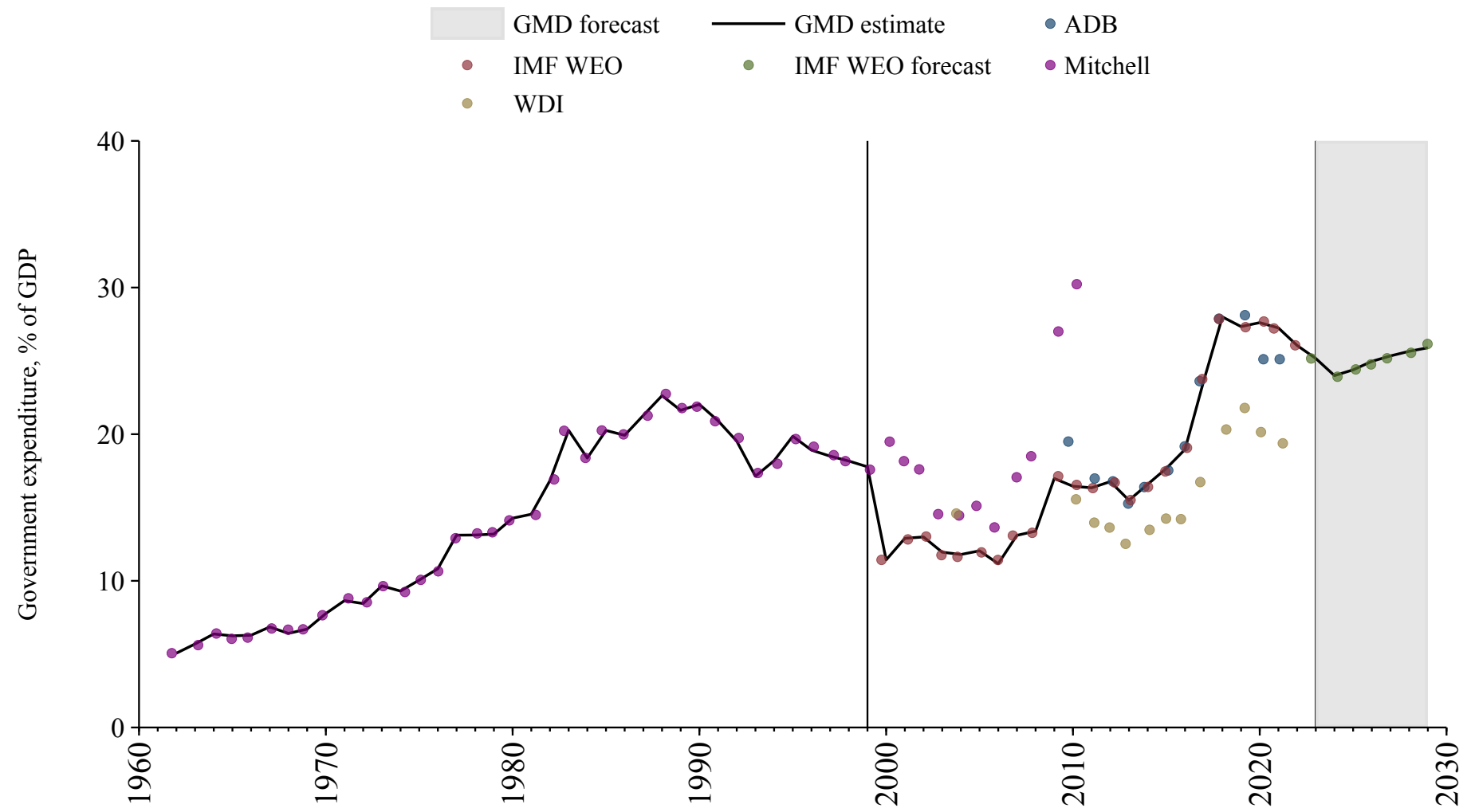
Namibia

Source	Time span	Notes
WEO (2024a)	1990 - 2022	Baseline source, overlaps with base year 2018.
World Bank (2024)	2023 - 2023	Spliced using overlapping data in 2024.
WEO (2024b)	2024 - 2029	Spliced using overlapping data in 2030.



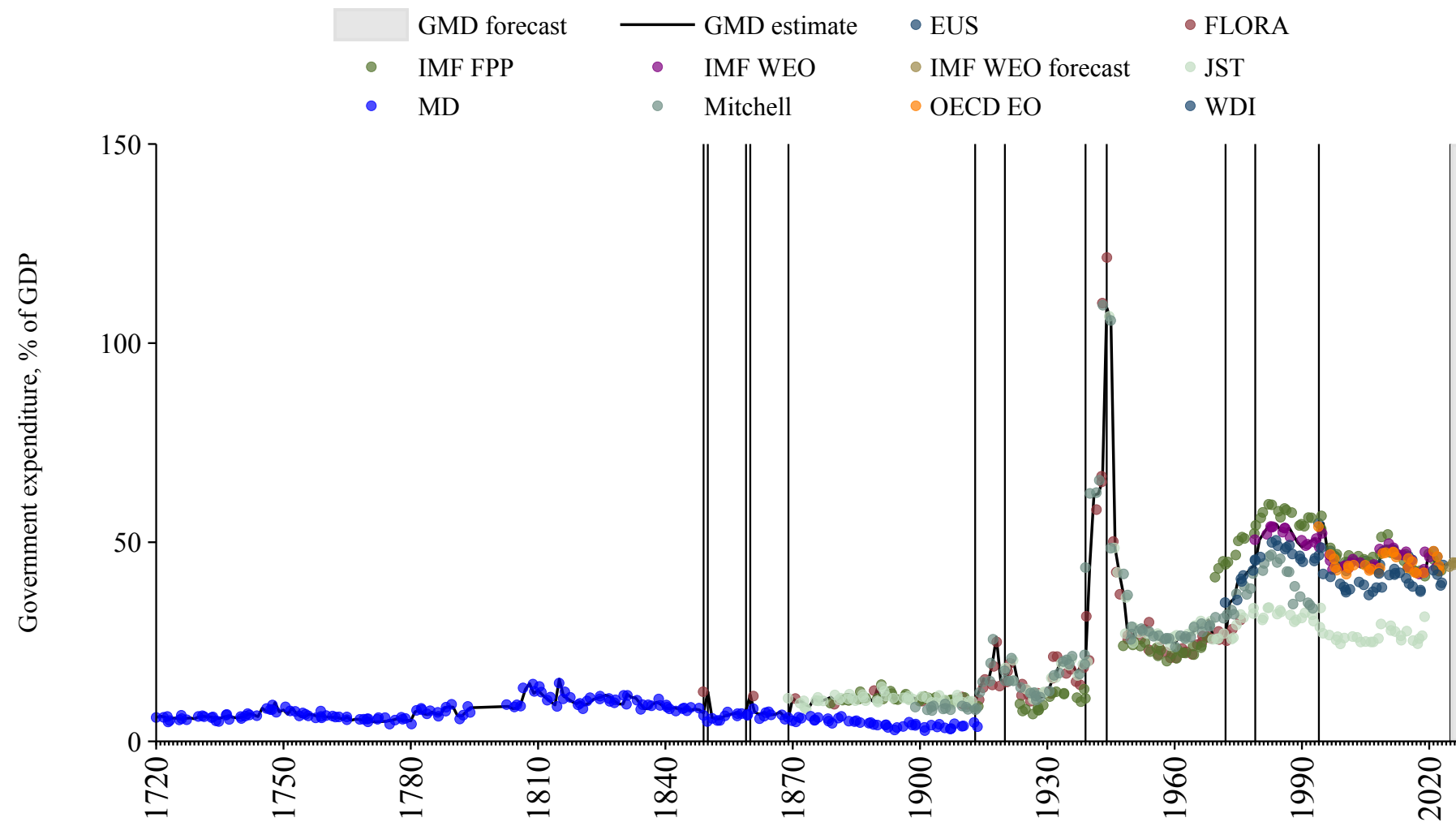
Nepal

Source	Time span	Notes
Mitchell (2013)	1962 - 1999	Spliced using overlapping data in 2000.
WEO (2024a)	2000 - 2022	Baseline source, overlaps with base year 2018.
WEO (2024b)	2023 - 2029	Spliced using overlapping data in 2030.



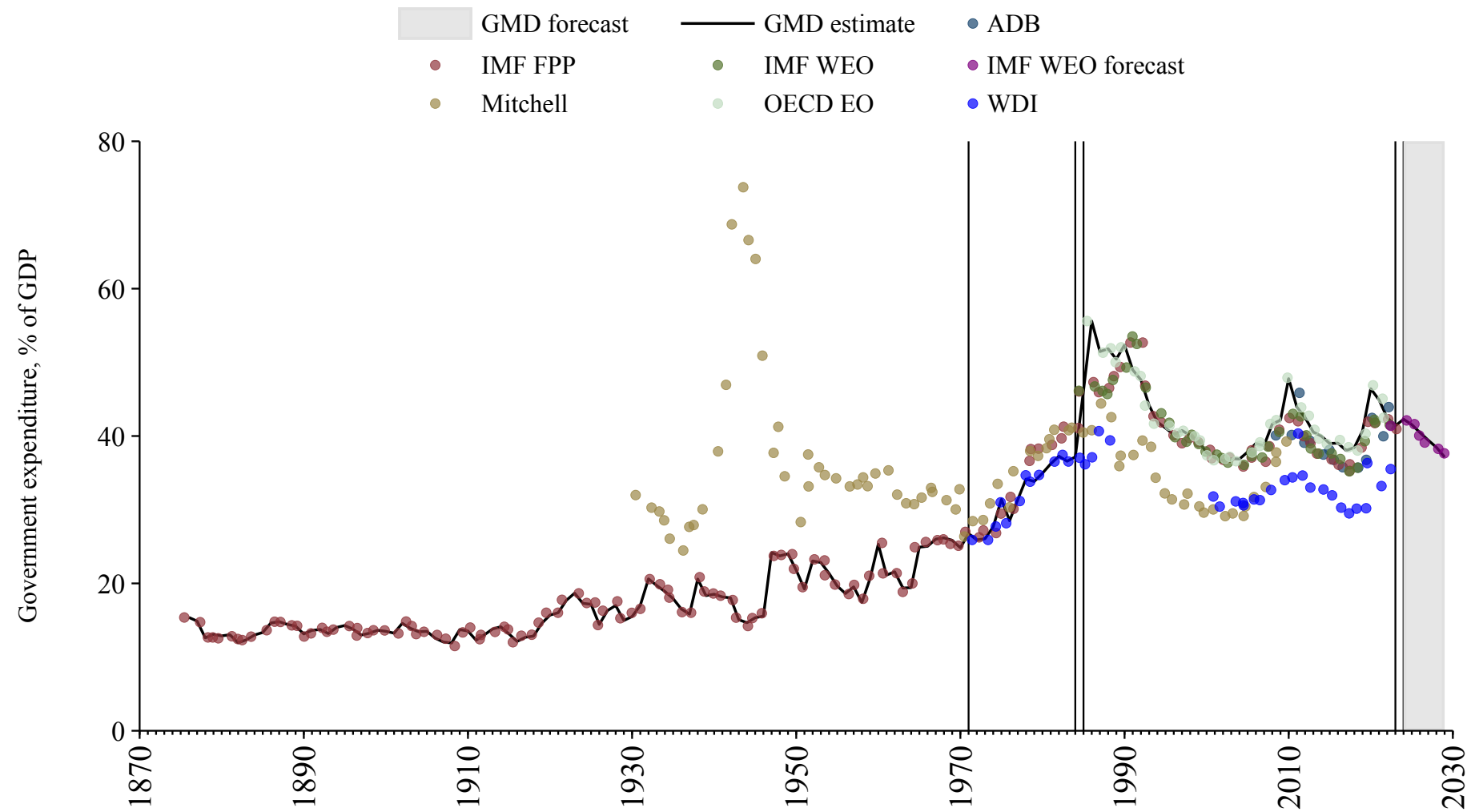
Netherlands

Source	Time span	Notes
Cox and Dincecco (2021)	1720 - 1849	Spliced using overlapping data in 1850.
University of California Davis (2024)	1850 - 1850	Spliced using overlapping data in 1851.
Cox and Dincecco (2021)	1851 - 1859	Spliced using overlapping data in 1860.
University of California Davis (2024)	1860 - 1860	Spliced using overlapping data in 1861.
Cox and Dincecco (2021)	1861 - 1869	Spliced using overlapping data in 1870.
Jordà et al. (2017)	1870 - 1913	Spliced using overlapping data in 1914.
Mitchell (2013)	1914 - 1920	Spliced using overlapping data in 1921.
Jordà et al. (2017)	1921 - 1939	Spliced using overlapping data in 1940.
Mitchell (2013)	1940 - 1944	Spliced using overlapping data in 1945.
Jordà et al. (2017)	1945 - 1972	Spliced using overlapping data in 1973.
World Bank (2024)	1973 - 1979	Spliced using overlapping data in 1980.
WEO (2024a)	1980 - 1994	Spliced using overlapping data in 1995.
Commission (2024)	1995 - 2024	Baseline source, overlaps with base year 2018.
WEO (2024b)	2025 - 2029	Spliced using overlapping data in 2030.



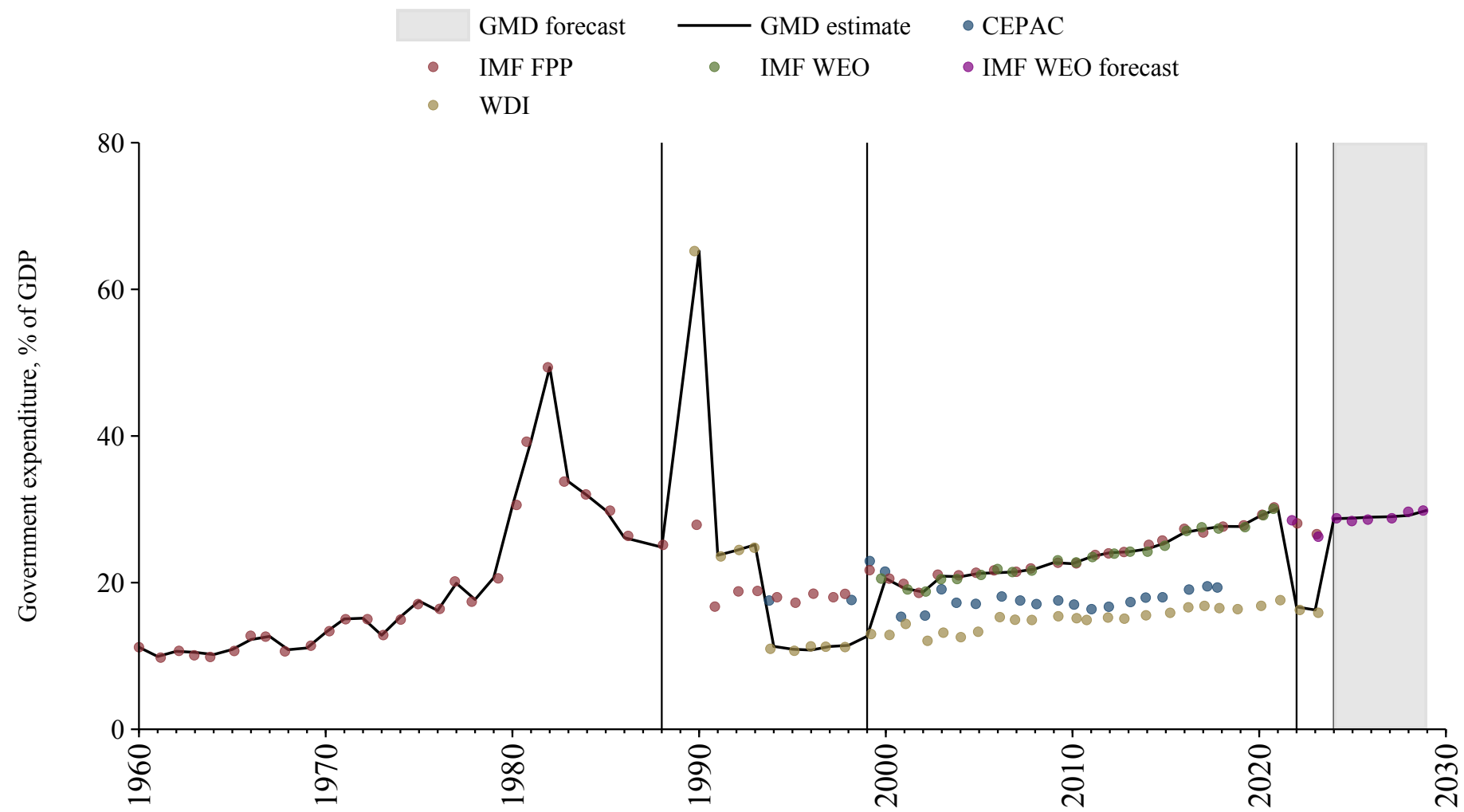
New Zealand

Source	Time span	Notes
Mauro et al. (2015)	1876 - 1971	Spliced using overlapping data in 1972.
World Bank (2024)	1972 - 1984	Spliced using overlapping data in 1985.
WEO (2024a)	1985 - 1985	Spliced using overlapping data in 1986.
OECD Economic Outlook (2024)	1986 - 2022	Baseline source, overlaps with base year 2018.
Mauro et al. (2015)	2023 - 2023	Spliced using overlapping data in 2024.
WEO (2024b)	2024 - 2029	Spliced using overlapping data in 2030.



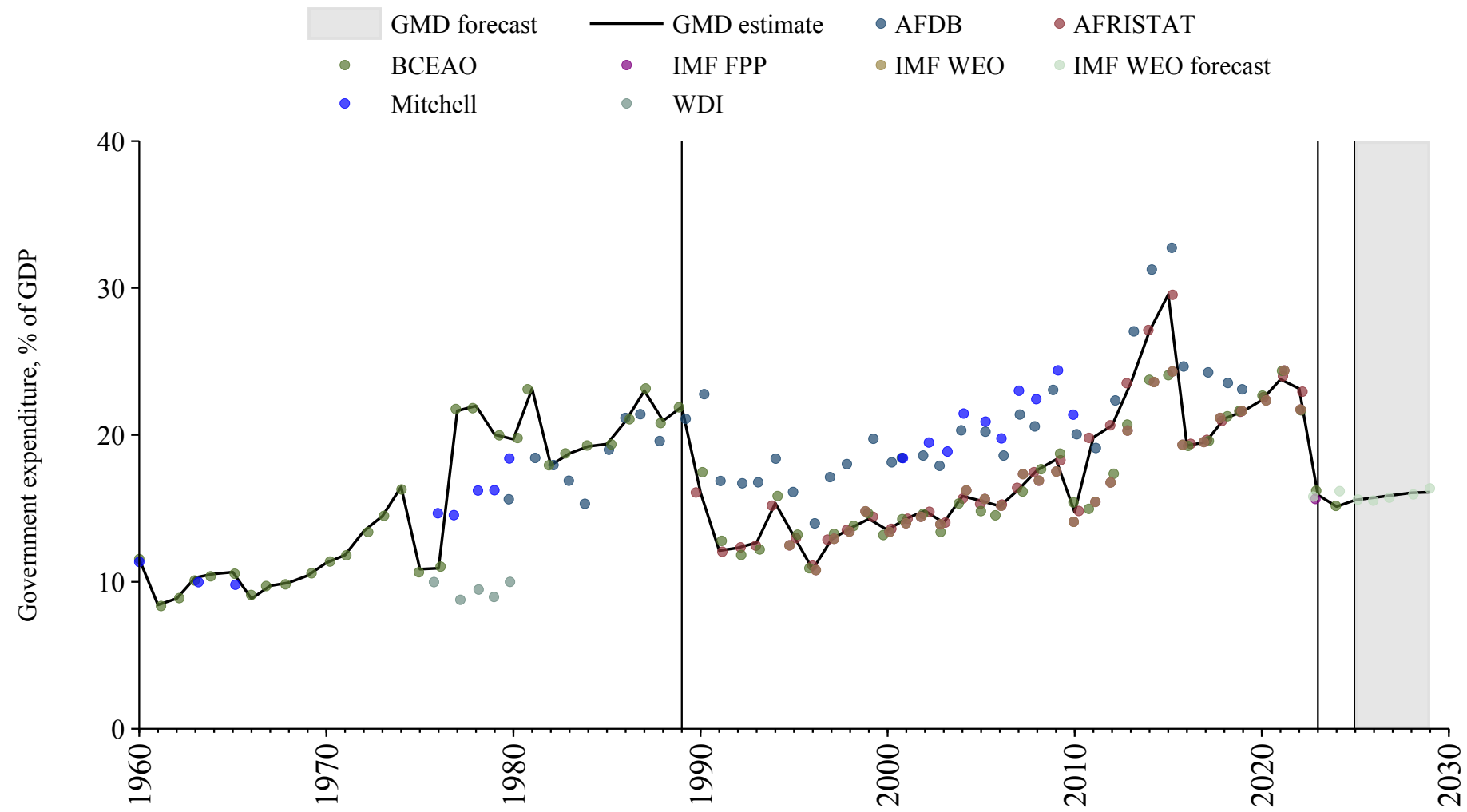
Nicaragua

Source	Time span	Notes
Mauro et al. (2015)	1960 - 1988	Spliced using overlapping data in 1989.
World Bank (2024)	1989 - 1999	Spliced using overlapping data in 2000.
WEO (2024a)	2000 - 2021	Baseline source, overlaps with base year 2018.
World Bank (2024)	2022 - 2023	Spliced using overlapping data in 2024.
WEO (2024b)	2024 - 2029	Spliced using overlapping data in 2030.



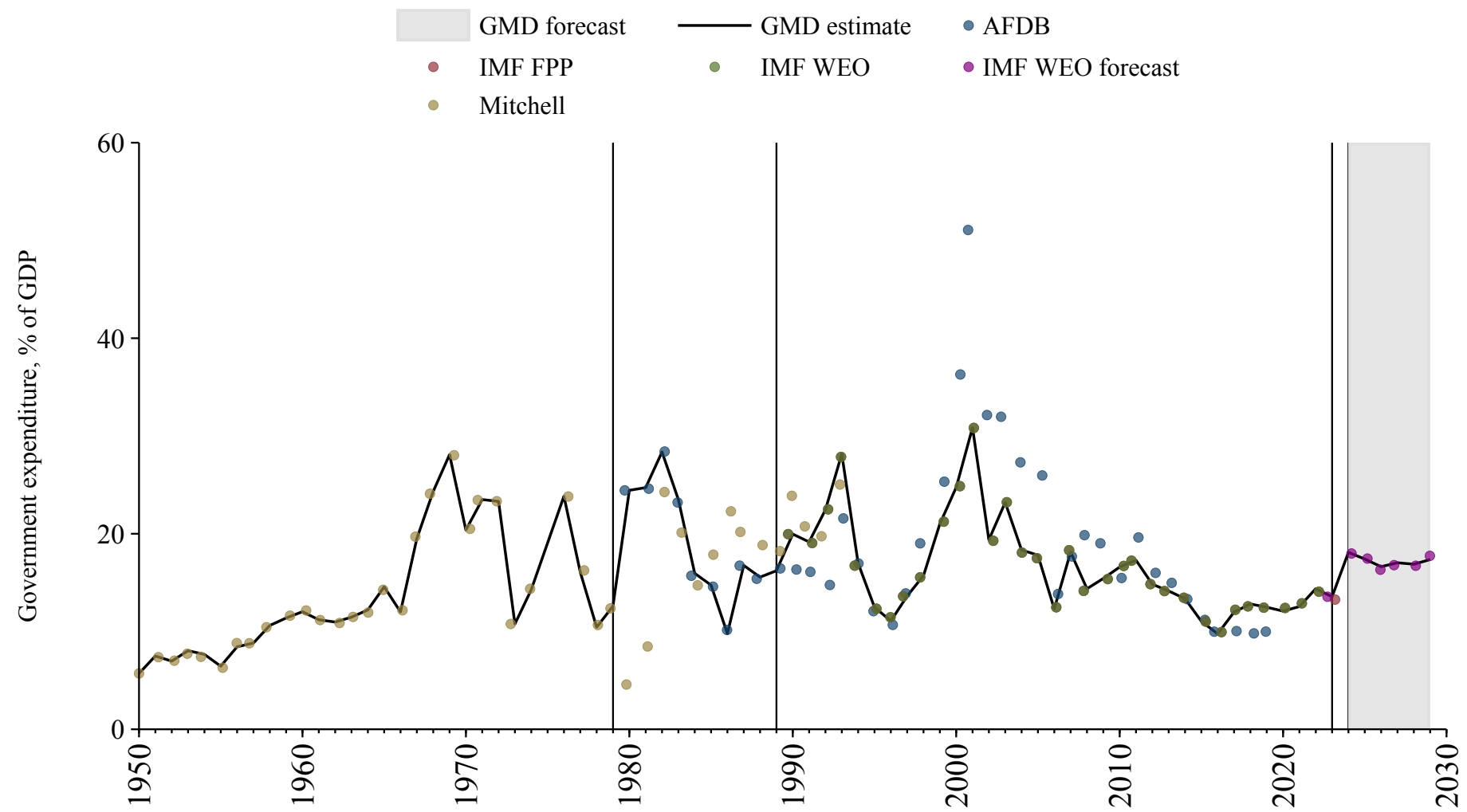
Niger

Source	Time span	Notes
Banque centrale des États de l'Afrique de l'Ouest (2024)	1960 - 1989	Spliced using overlapping data in 1990.
African Union (2024)	1990 - 2022	Baseline source, overlaps with base year 2018.
Banque centrale des États de l'Afrique de l'Ouest (2024)	2023 - 2024	Spliced using overlapping data in 2025.
WEO (2024b)	2025 - 2029	Spliced using overlapping data in 2030.



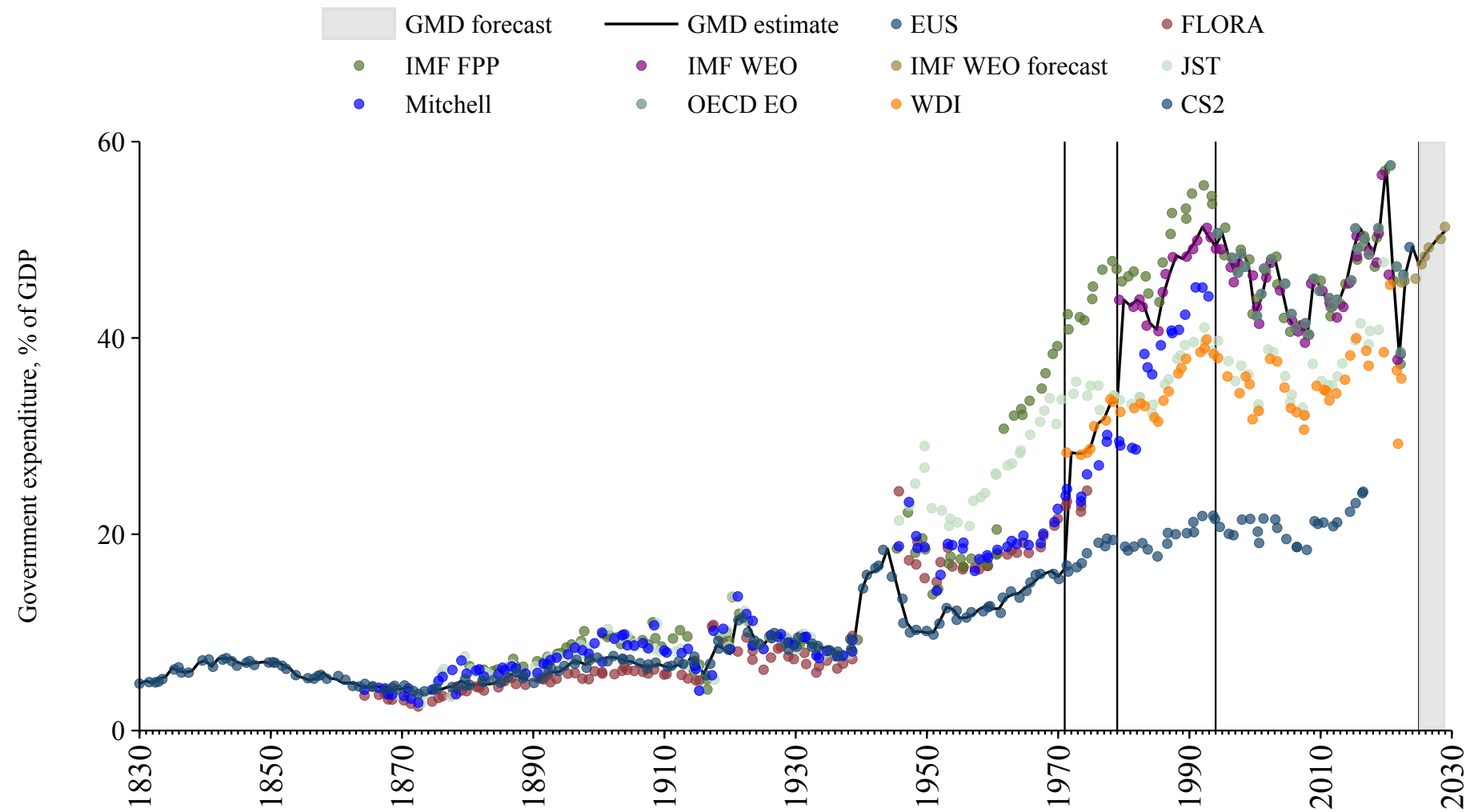
Nigeria

Source	Time span	Notes
Mitchell (2013)	1950 - 1979	Spliced using overlapping data in 1980.
Bank (2024)	1980 - 1989	Spliced using overlapping data in 1990.
WEO (2024a)	1990 - 2022	Baseline source, overlaps with base year 2018.
Mauro et al. (2015)	2023 - 2023	Spliced using overlapping data in 2024.
WEO (2024b)	2024 - 2029	Spliced using overlapping data in 2030.



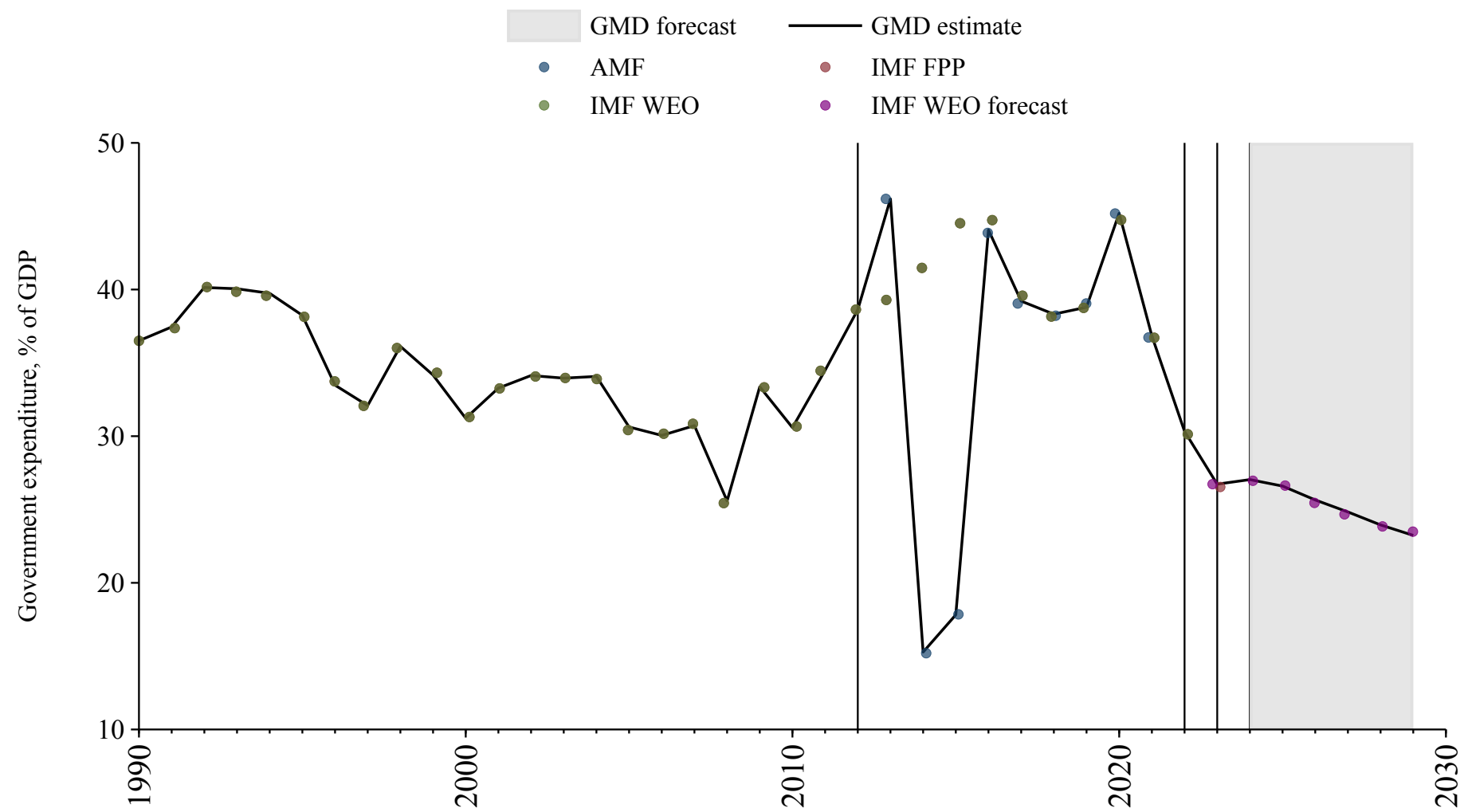
Norway

Source	Time span	Notes
Norges Bank	1830 - 1971	Spliced using overlapping data in 1972.
World Bank (2024)	1972 - 1979	Spliced using overlapping data in 1980.
WEO (2024a)	1980 - 1994	Spliced using overlapping data in 1995.
Commission (2024)	1995 - 2024	Baseline source, overlaps with base year 2018.
WEO (2024b)	2025 - 2029	Spliced using overlapping data in 2030.



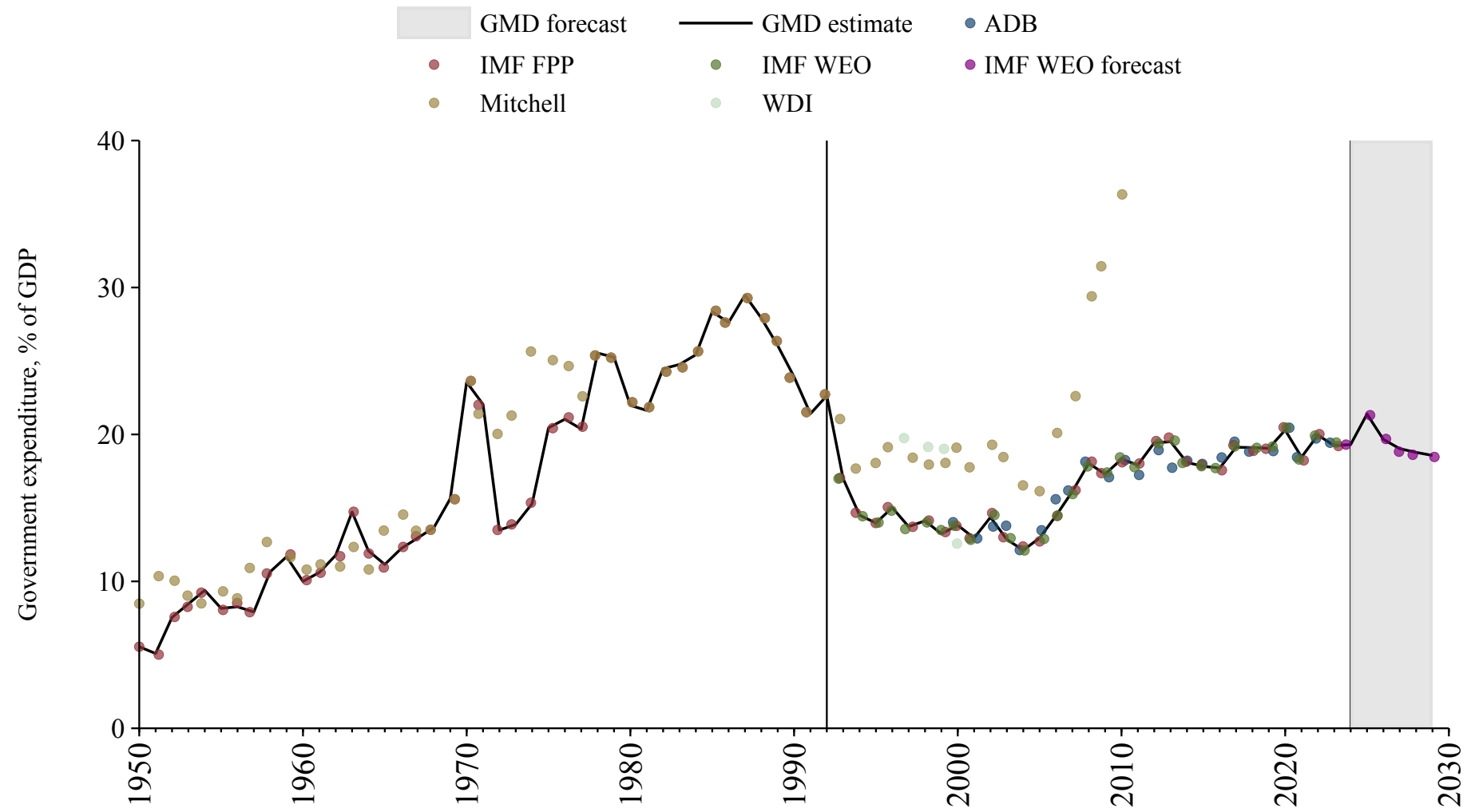
Oman

Source	Time span	Notes
WEO (2024a)	1990 - 2012	Spliced using overlapping data in 2013.
Arab Monetary Fund (2024)	2013 - 2021	Baseline source, overlaps with base year 2018.
WEO (2024a)	2022 - 2022	Spliced using overlapping data in 2023.
Mauro et al. (2015)	2023 - 2023	Spliced using overlapping data in 2024.
WEO (2024b)	2024 - 2029	Spliced using overlapping data in 2030.



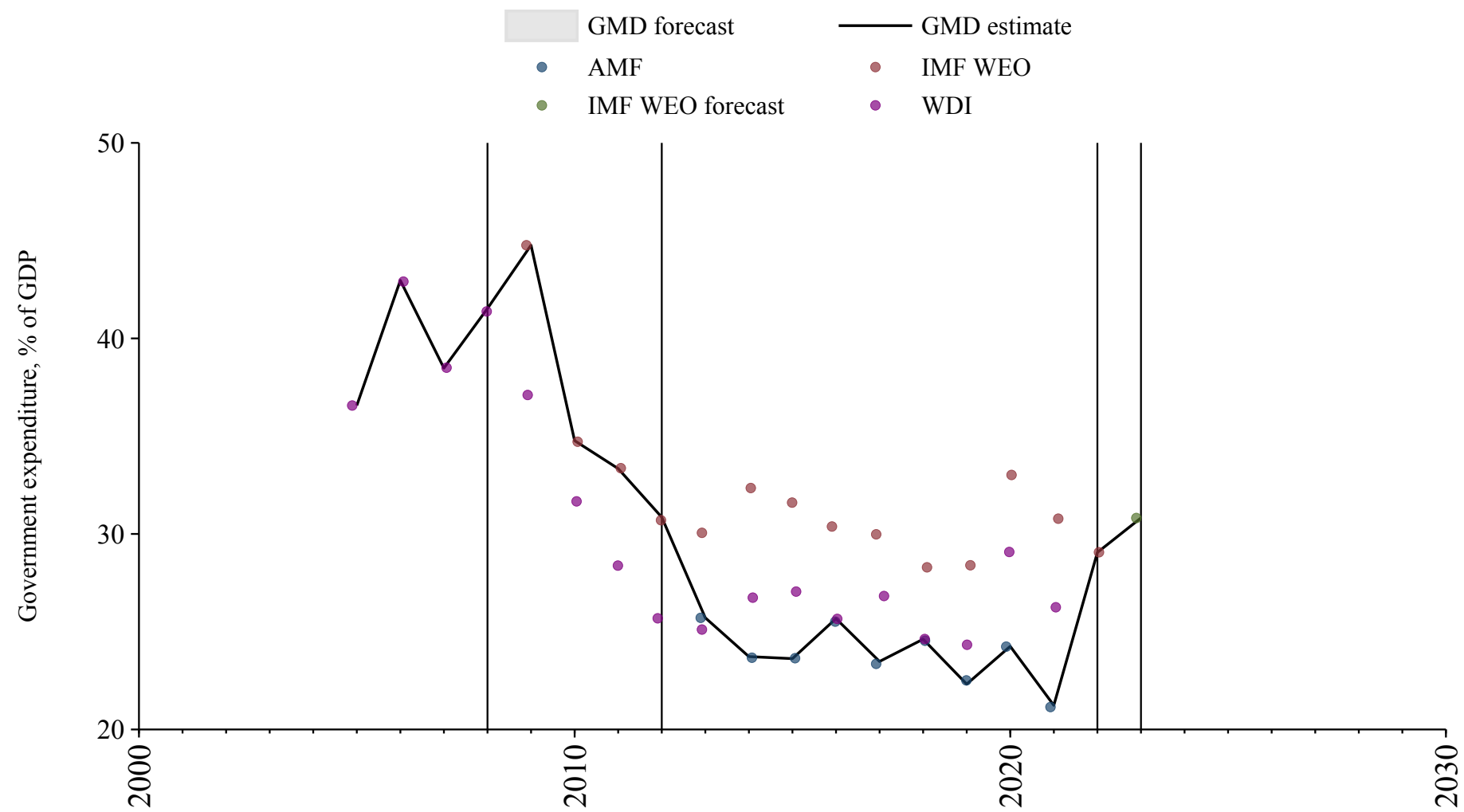
Pakistan

Source	Time span	Notes
Mauro et al. (2015)	1950 - 1992	Spliced using overlapping data in 1993.
WEO (2024a)	1993 - 2023	Baseline source, overlaps with base year 2018.
WEO (2024b)	2024 - 2029	Spliced using overlapping data in 2030.



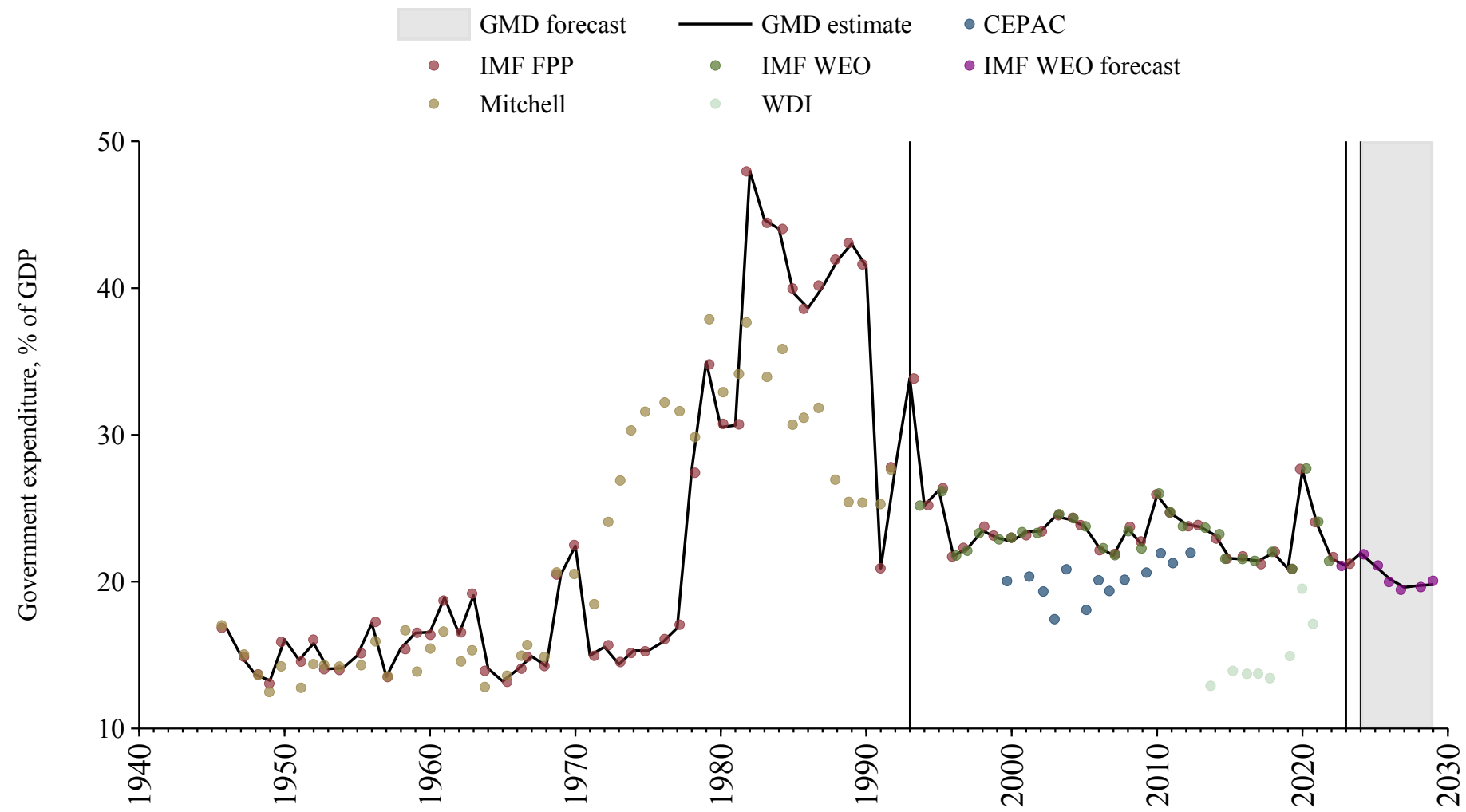
Palestine

Source	Time span	Notes
World Bank (2024)	2005 - 2008	Spliced using overlapping data in 2009.
WEO (2024a)	2009 - 2012	Spliced using overlapping data in 2013.
Arab Monetary Fund (2024)	2013 - 2021	Baseline source, overlaps with base year 2018.
WEO (2024a)	2022 - 2022	Spliced using overlapping data in 2023.
WEO (2024b)	2023 - 2023	Spliced using overlapping data in 2024.



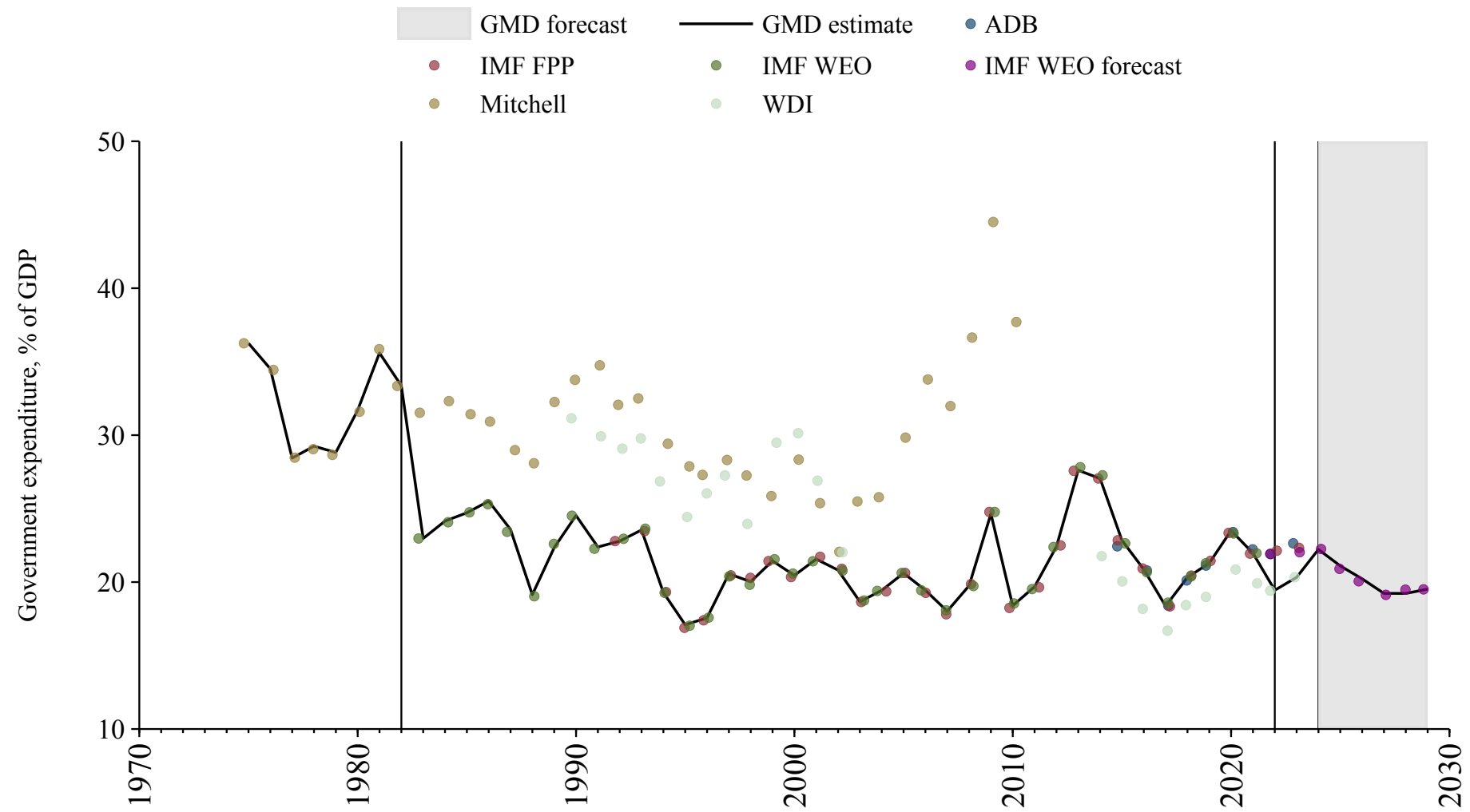
Panama

Source	Time span	Notes
Mauro et al. (2015)	1946 - 1993	Spliced using overlapping data in 1994.
WEO (2024a)	1994 - 2022	Baseline source, overlaps with base year 2018.
Mauro et al. (2015)	2023 - 2023	Spliced using overlapping data in 2024.
WEO (2024b)	2024 - 2029	Spliced using overlapping data in 2030.



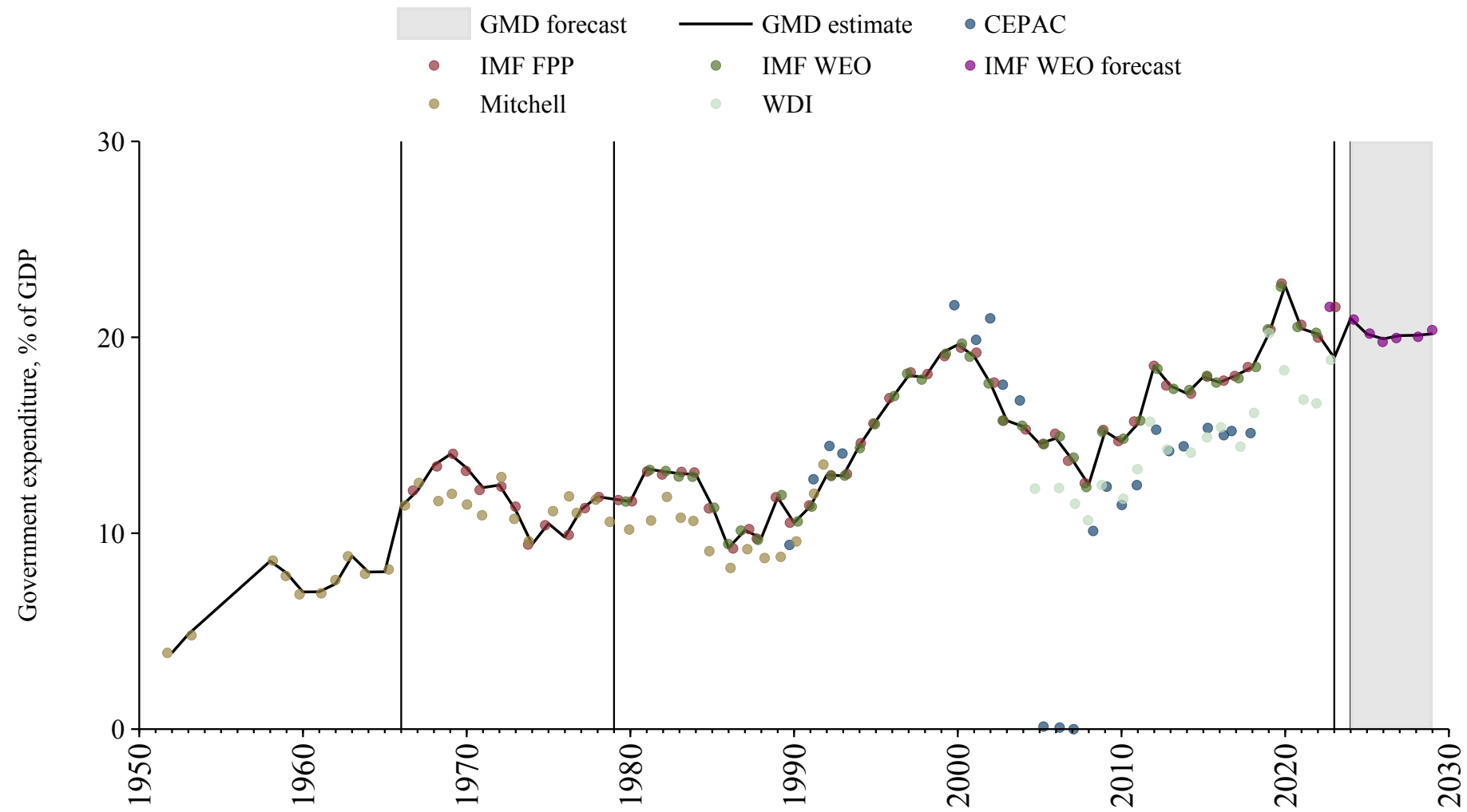
Papua New Guinea

Source	Time span	Notes
Mitchell (2013)	1975 - 1982	Spliced using overlapping data in 1983.
WEO (2024a)	1983 - 2021	Baseline source, overlaps with base year 2018.
World Bank (2024)	2022 - 2023	Spliced using overlapping data in 2024.
WEO (2024b)	2024 - 2029	Spliced using overlapping data in 2020.



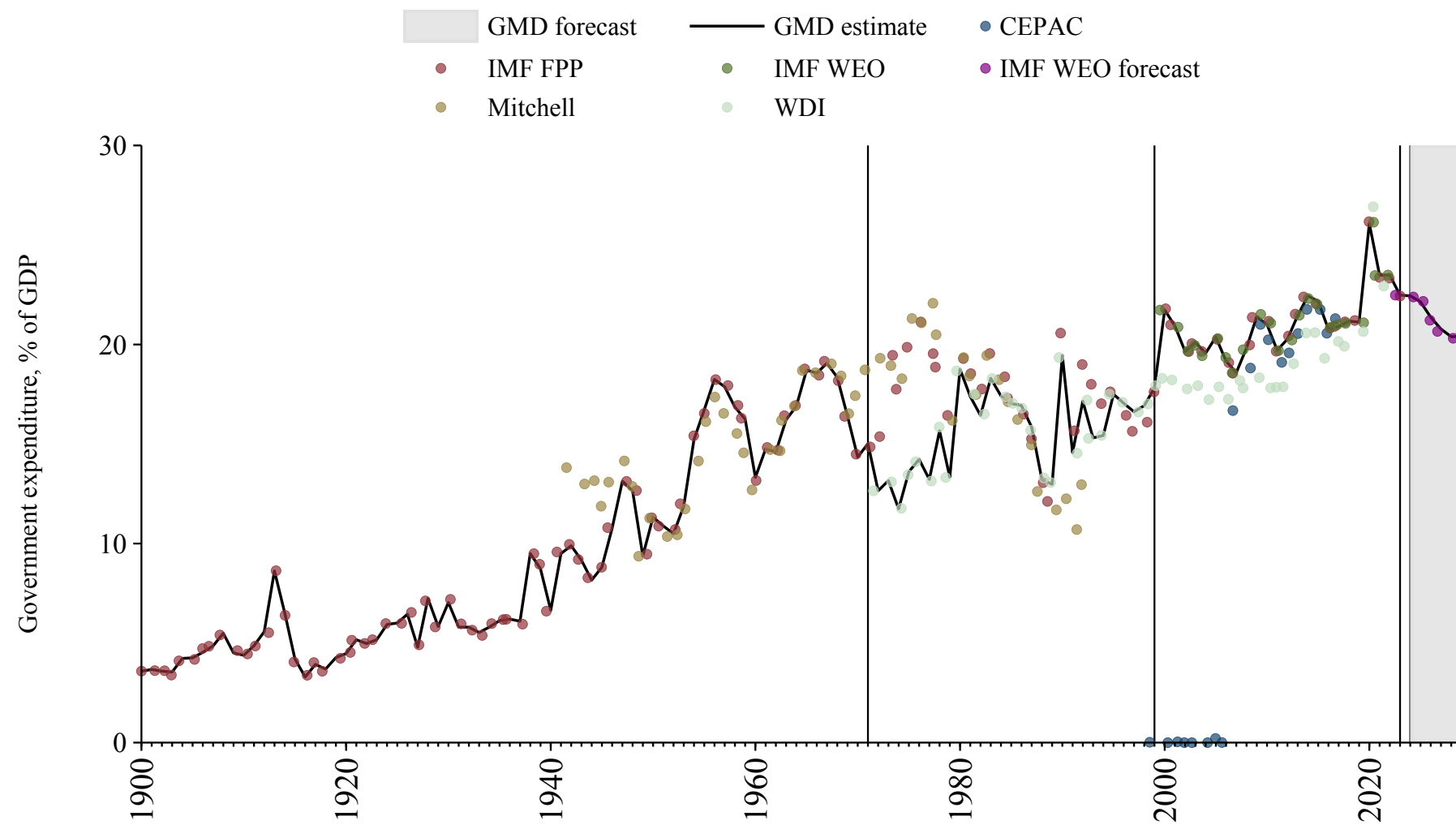
Paraguay

Source	Time span	Notes
Mitchell (2013)	1952 - 1966	Spliced using overlapping data in 1967.
Mauro et al. (2015)	1967 - 1979	Spliced using overlapping data in 1980.
WEO (2024a)	1980 - 2022	Baseline source, overlaps with base year 2018.
World Bank (2024)	2023 - 2023	Spliced using overlapping data in 2024.
WEO (2024b)	2024 - 2029	Spliced using overlapping data in 2030.



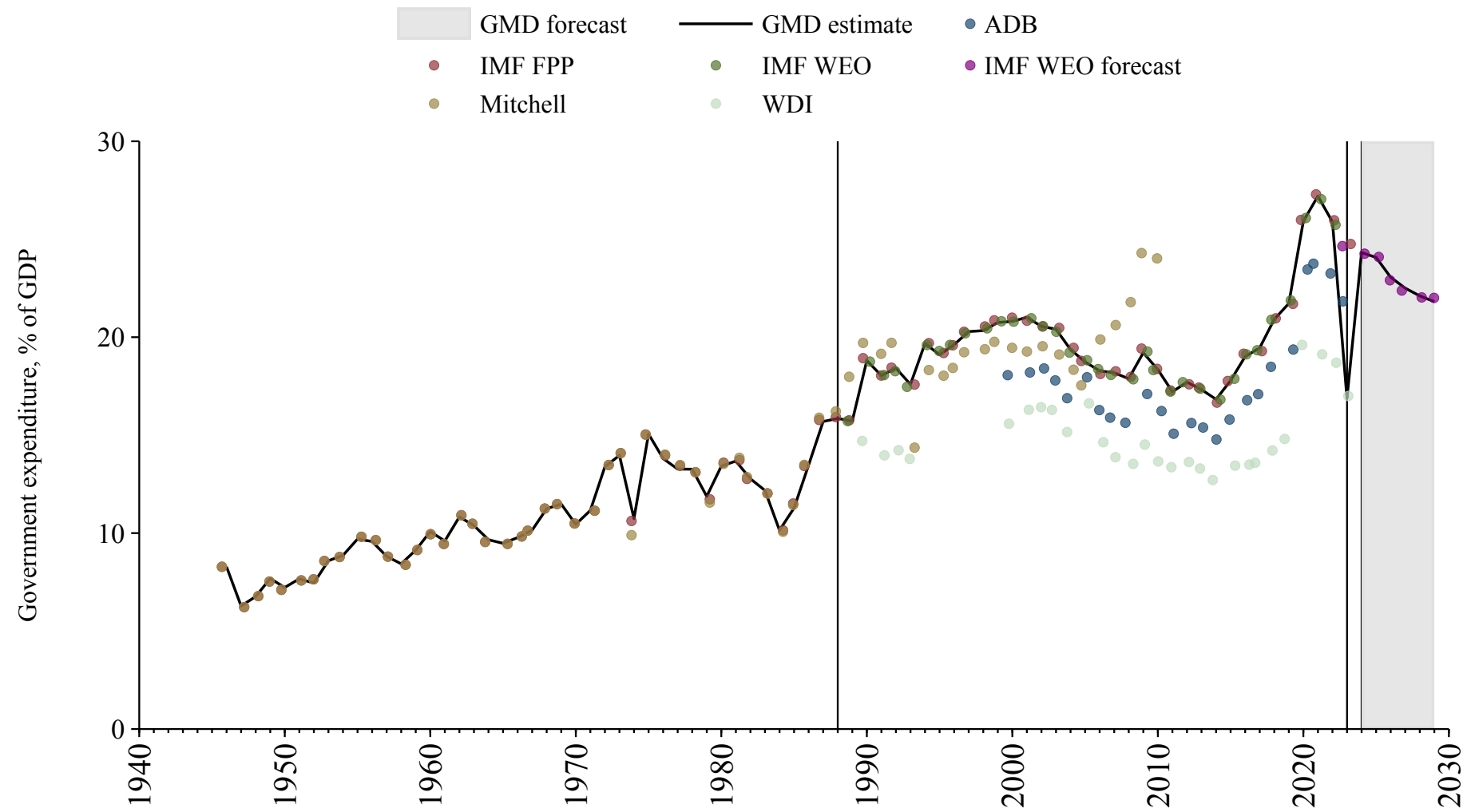
Peru

Source	Time span	Notes
Mauro et al. (2015)	1900 - 1971	Spliced using overlapping data in 1972.
World Bank (2024)	1972 - 1999	Spliced using overlapping data in 2000.
WEO (2024a)	2000 - 2022	Baseline source, overlaps with base year 2018.
Mauro et al. (2015)	2023 - 2023	Spliced using overlapping data in 2024.
WEO (2024b)	2024 - 2029	Spliced using overlapping data in 2030.



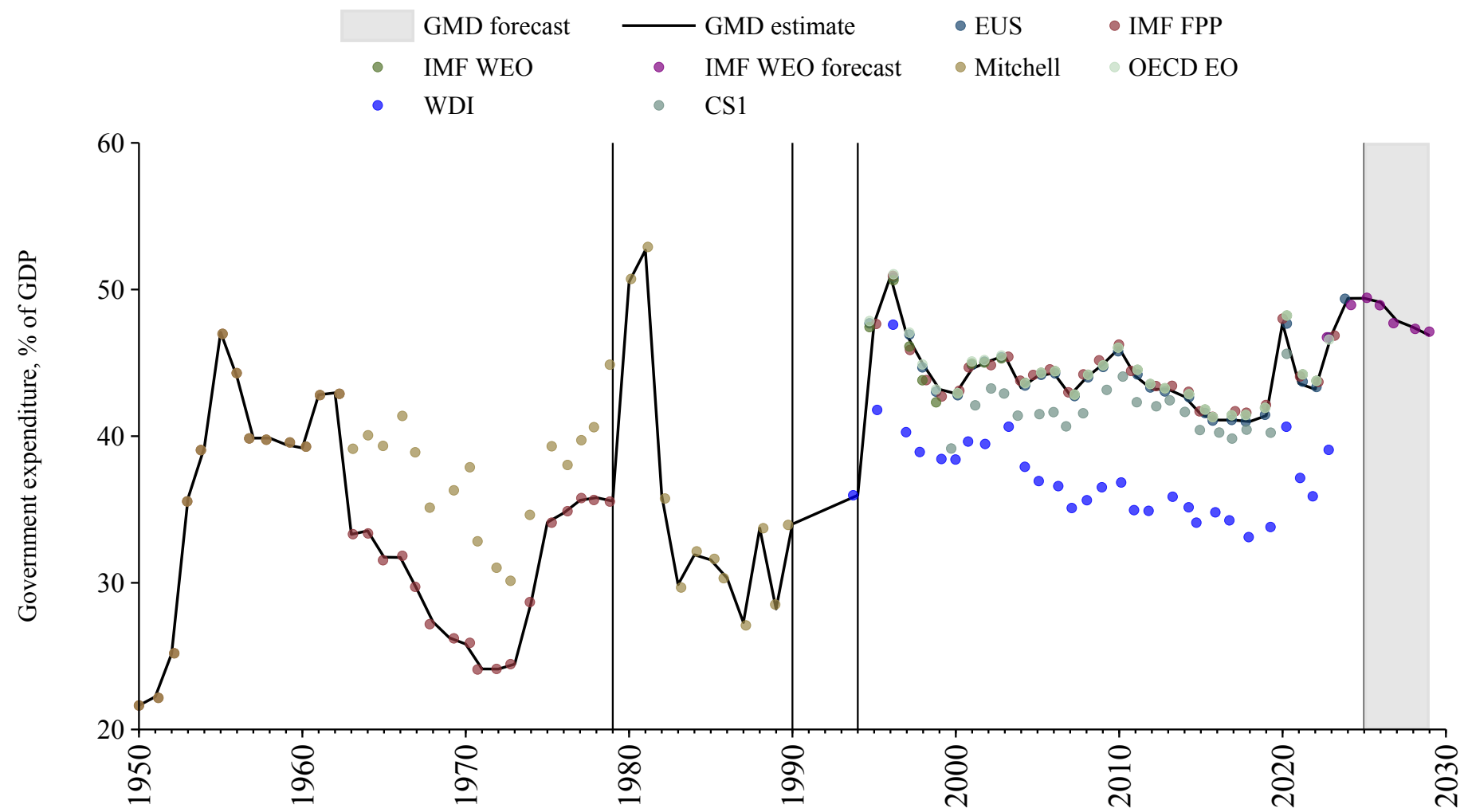
Philippines

Source	Time span	Notes
Mauro et al. (2015)	1946 - 1988	Spliced using overlapping data in 1989.
WEO (2024a)	1989 - 2022	Baseline source, overlaps with base year 2018.
World Bank (2024)	2023 - 2023	Spliced using overlapping data in 2024.
WEO (2024b)	2024 - 2029	Spliced using overlapping data in 2030.



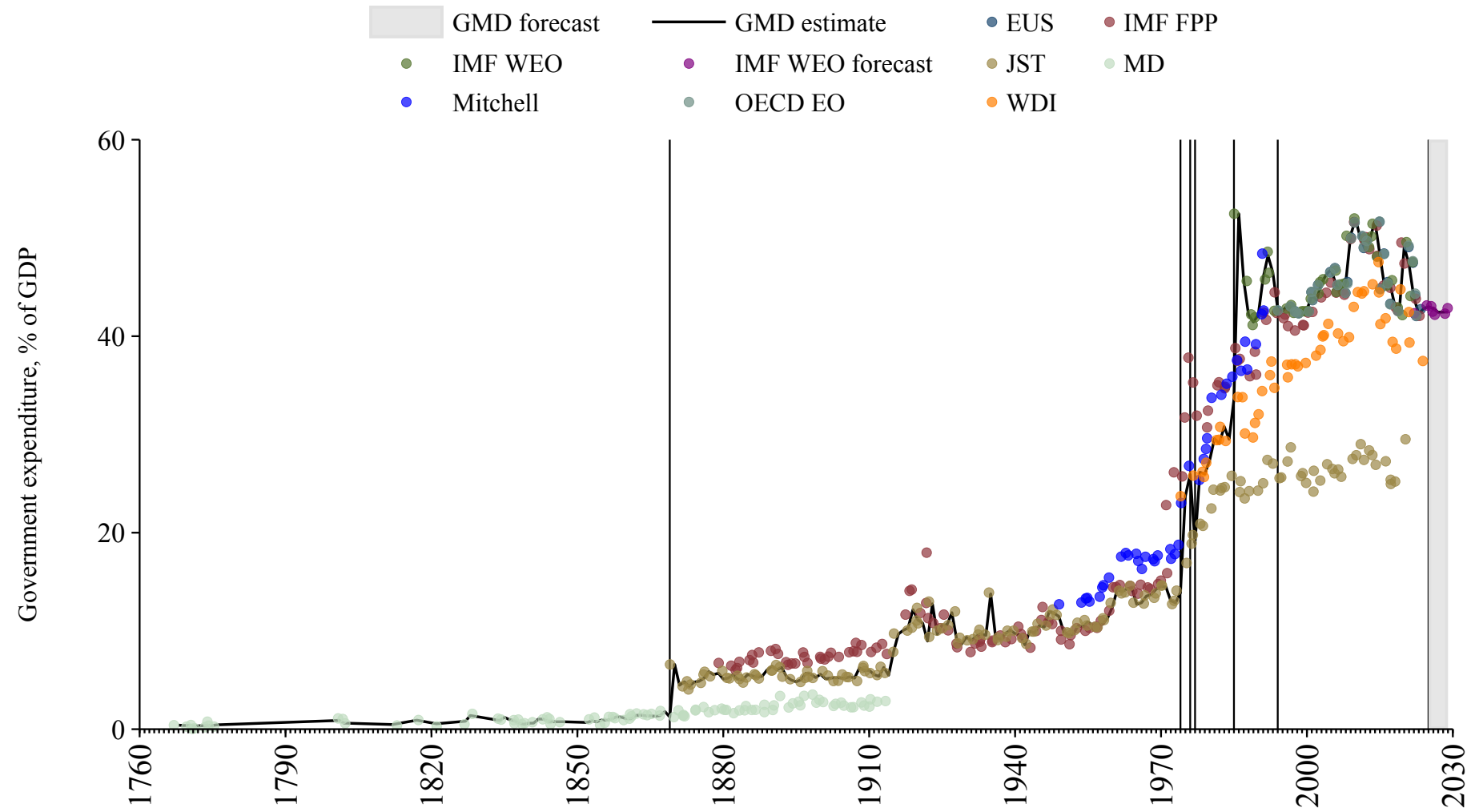
Poland

Source	Time span	Notes
Mauro et al. (2015)	1950 - 1979	Spliced using overlapping data in 1980.
Mitchell (2013)	1980 - 1990	Spliced using overlapping data in 1991.
World Bank (2024)	1991 - 1994	Spliced using overlapping data in 1995.
Commission (2024)	1995 - 2024	Baseline source, overlaps with base year 2018.
WEO (2024b)	2025 - 2029	Spliced using overlapping data in 2030.



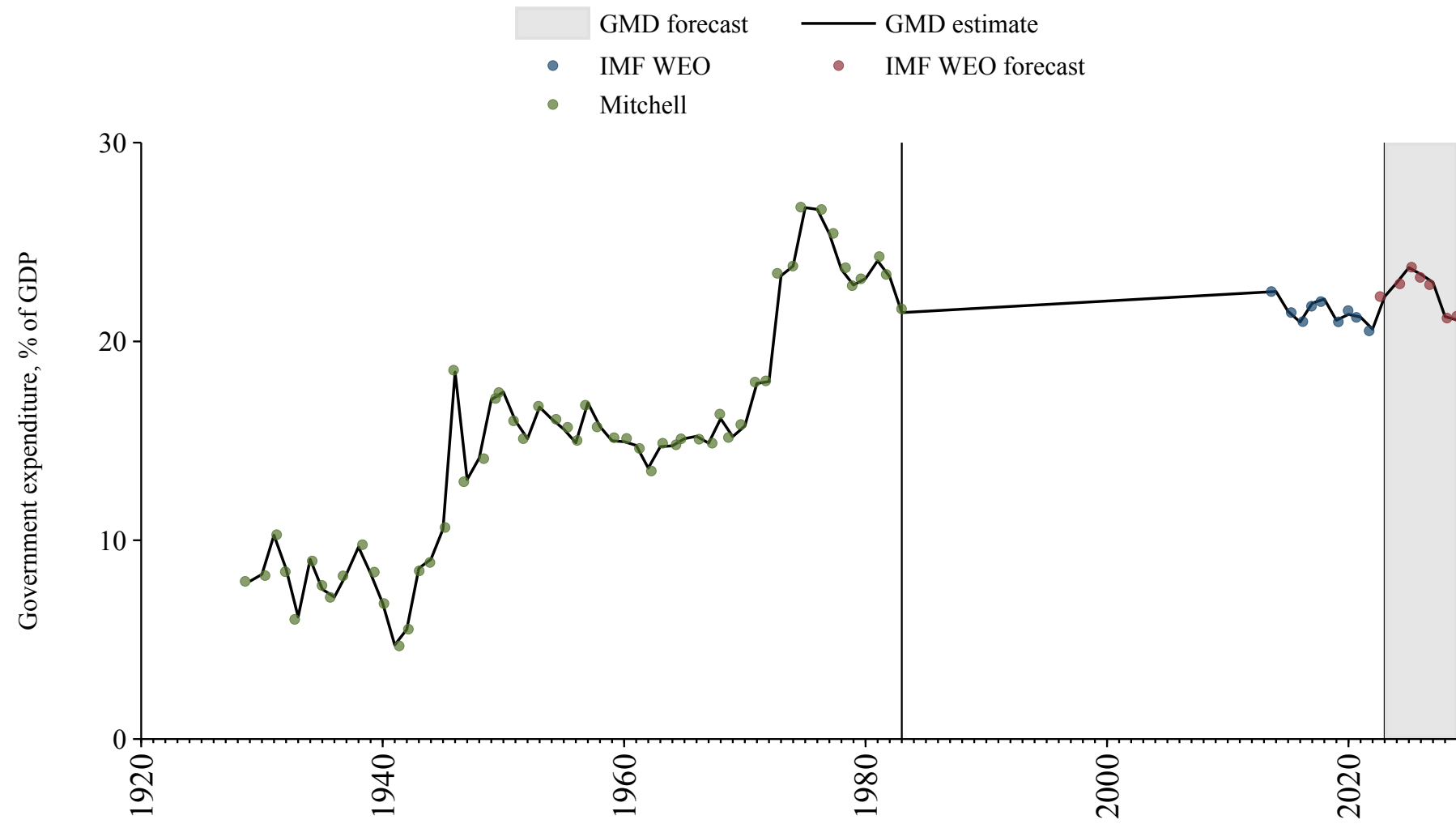
Portugal

Source	Time span	Notes
Cox and Dincecco (2021)	1768 - 1869	Spliced using overlapping data in 1870.
Jordà et al. (2017)	1870 - 1974	Spliced using overlapping data in 1975.
World Bank (2024)	1975 - 1976	Spliced using overlapping data in 1977.
Jordà et al. (2017)	1977 - 1977	Spliced using overlapping data in 1978.
World Bank (2024)	1978 - 1985	Spliced using overlapping data in 1986.
WEO (2024a)	1986 - 1994	Spliced using overlapping data in 1995.
Commission (2024)	1995 - 2024	Baseline source, overlaps with base year 2018.
WEO (2024b)	2025 - 2029	Spliced using overlapping data in 2030.



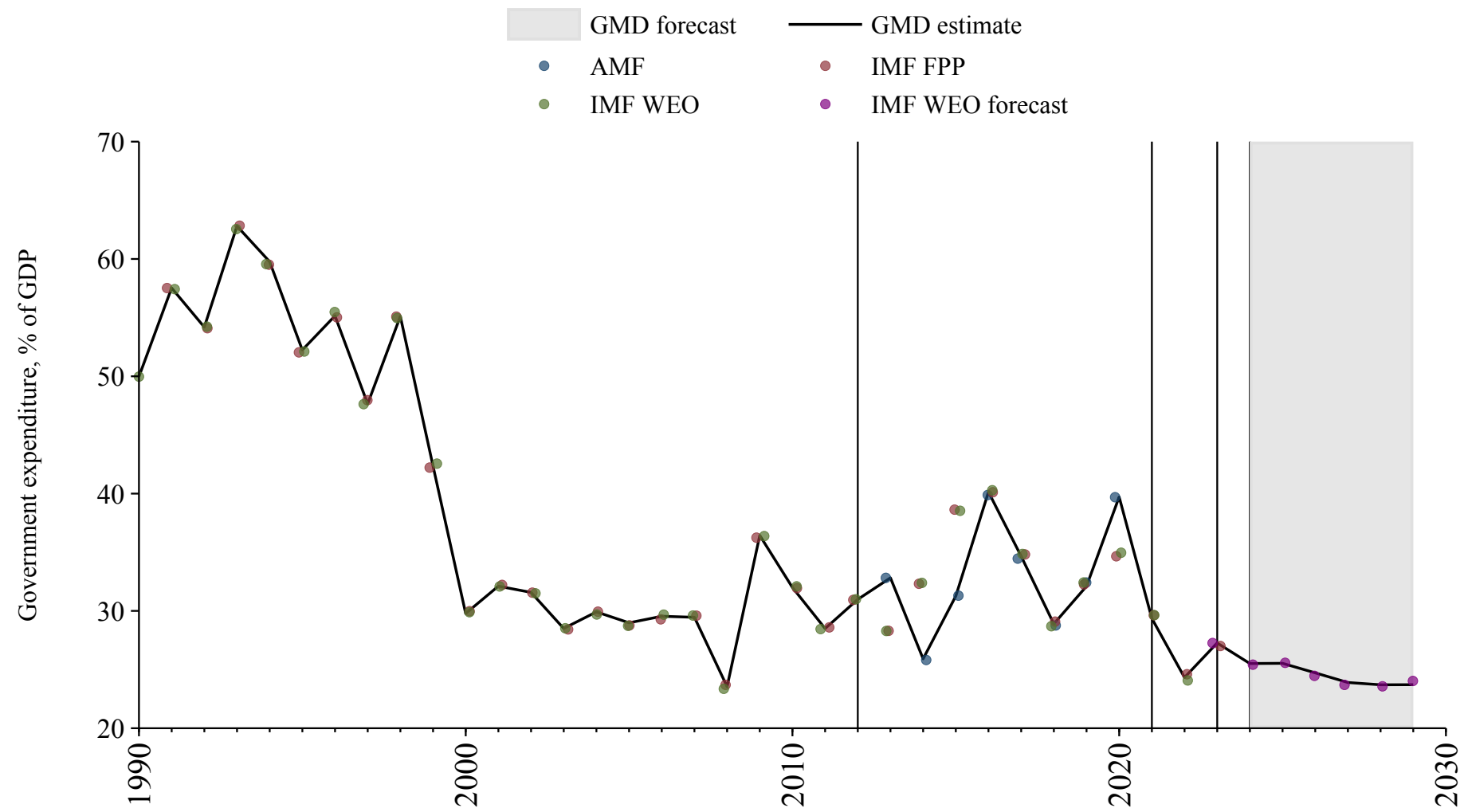
Puerto Rico

Source	Time span	Notes
Mitchell (2013)	1929 - 1983	Spliced using overlapping data in 1984.
WEO (2024a)	1984 - 2022	Baseline source, overlaps with base year 2018.
WEO (2024b)	2023 - 2029	Spliced using overlapping data in 2030.



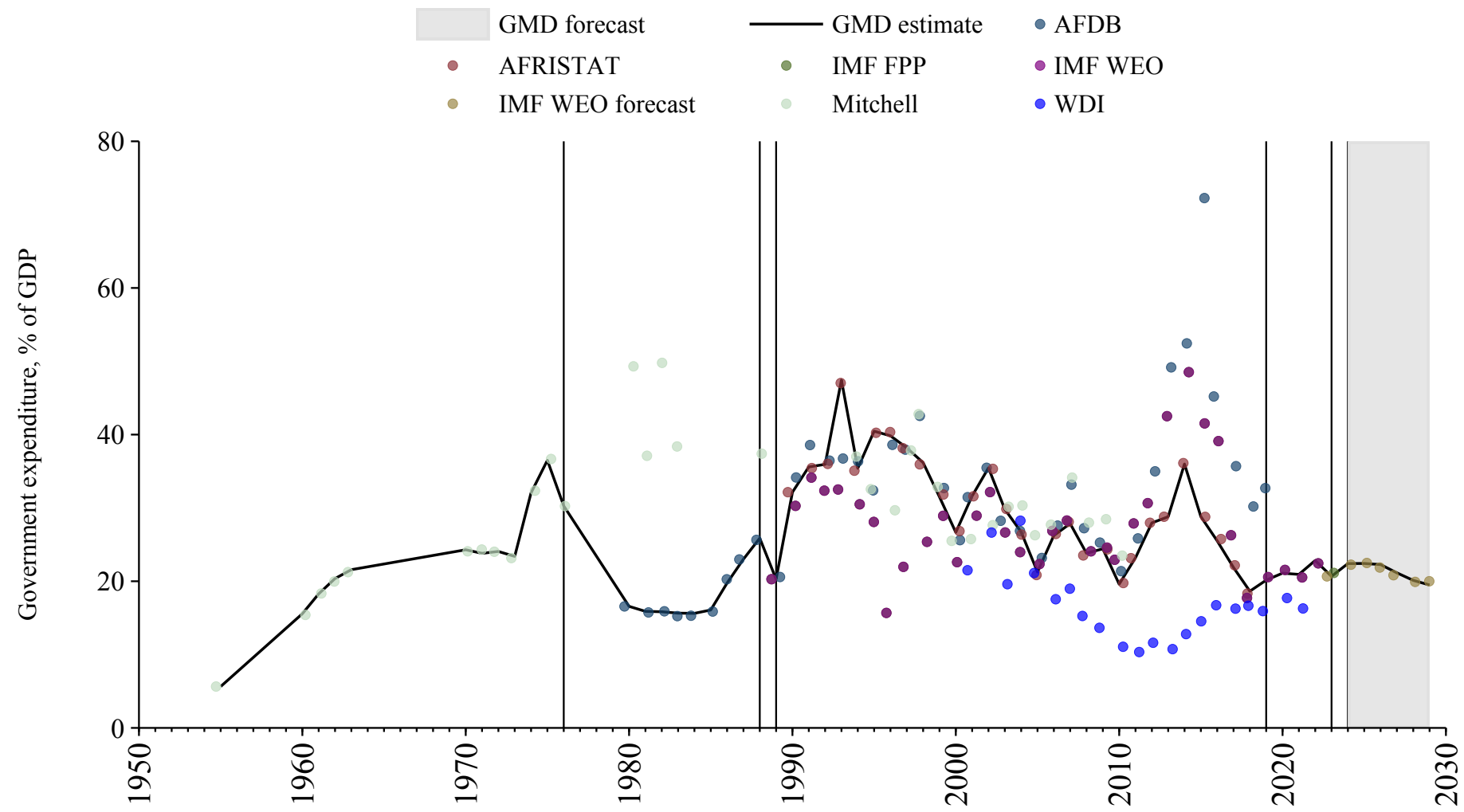
Qatar

Source	Time span	Notes
WEO (2024a)	1990 - 2012	Spliced using overlapping data in 2013.
Arab Monetary Fund (2024)	2013 - 2020	Baseline source, overlaps with base year 2018.
WEO (2024a)	2021 - 2022	Spliced using overlapping data in 2023.
Mauro et al. (2015)	2023 - 2023	Spliced using overlapping data in 2024.
WEO (2024b)	2024 - 2029	Spliced using overlapping data in 2030.



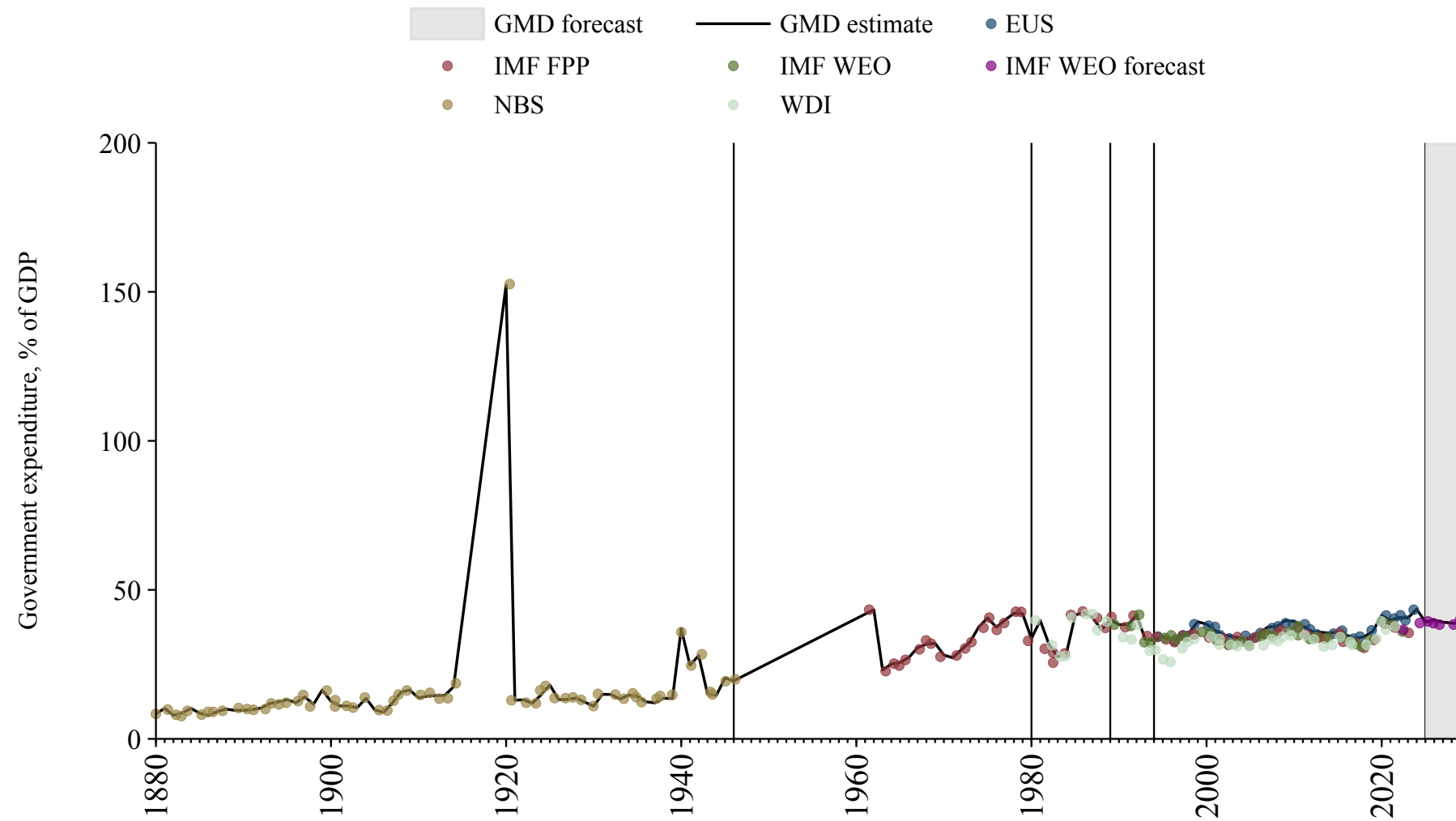
Republic of the Congo

Source	Time span	Notes
Mitchell (2013)	1955 - 1976	Spliced using overlapping data in 1977.
Bank (2024)	1977 - 1988	Spliced using overlapping data in 1989.
WEO (2024a)	1989 - 1989	Spliced using overlapping data in 1990.
African Union (2024)	1990 - 2018	Spliced using overlapping data in 2019.
WEO (2024a)	2019 - 2022	Spliced using overlapping data in 2023.
Mauro et al. (2015)	2023 - 2023	Spliced using overlapping data in 2024.
WEO (2024b)	2024 - 2029	Spliced using overlapping data in 2030.



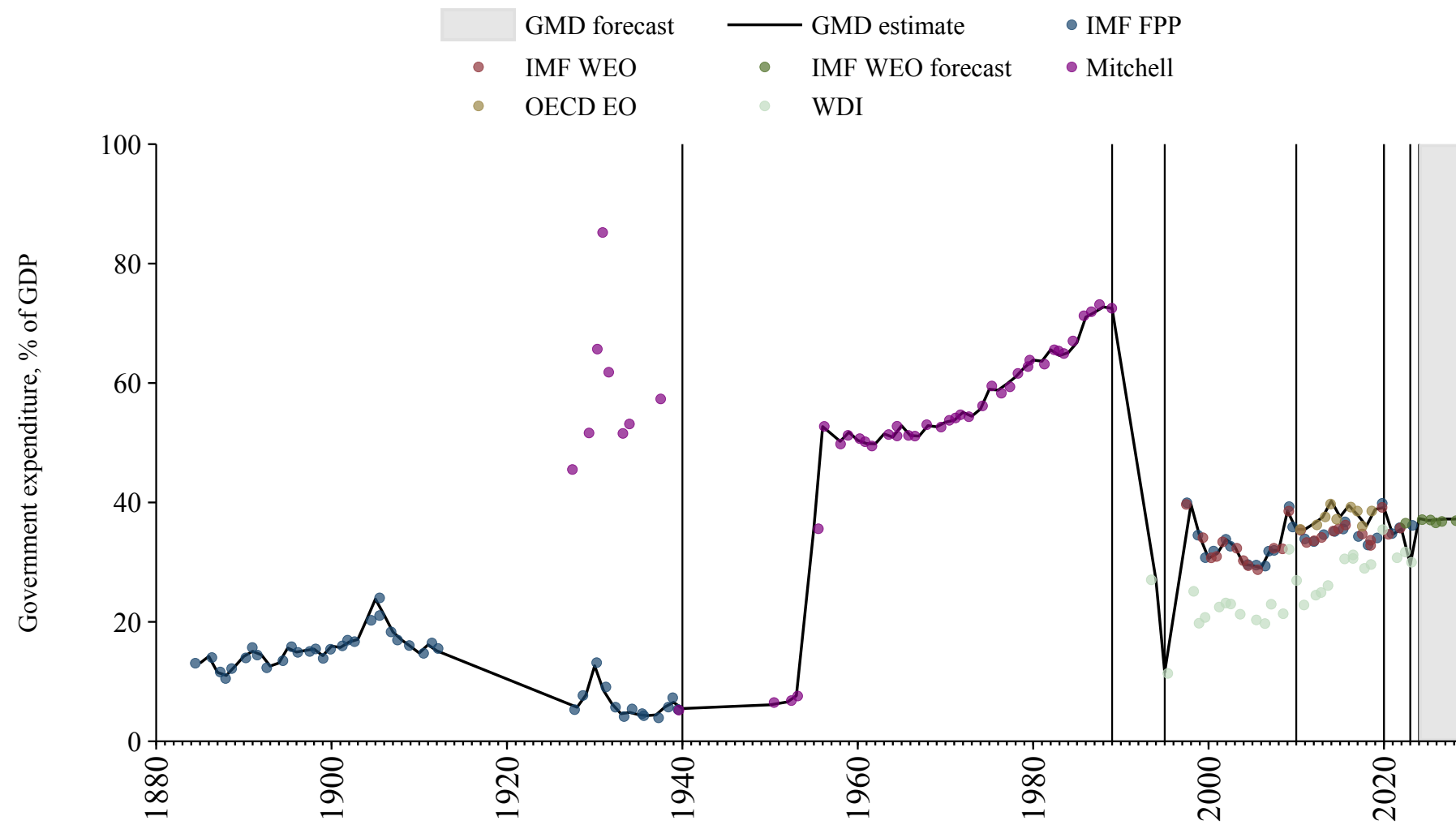
Romania

Source	Time span	Notes
National Bank of Serbia (2024)	1880 - 1946	Spliced using overlapping data in 1947.
Mauro et al. (2015)	1947 - 1980	Spliced using overlapping data in 1981.
World Bank (2024)	1981 - 1989	Spliced using overlapping data in 1990.
WEO (2024a)	1990 - 1994	Spliced using overlapping data in 1995.
Commission (2024)	1995 - 2024	Baseline source, overlaps with base year 2018.
WEO (2024b)	2025 - 2029	Spliced using overlapping data in 2030.



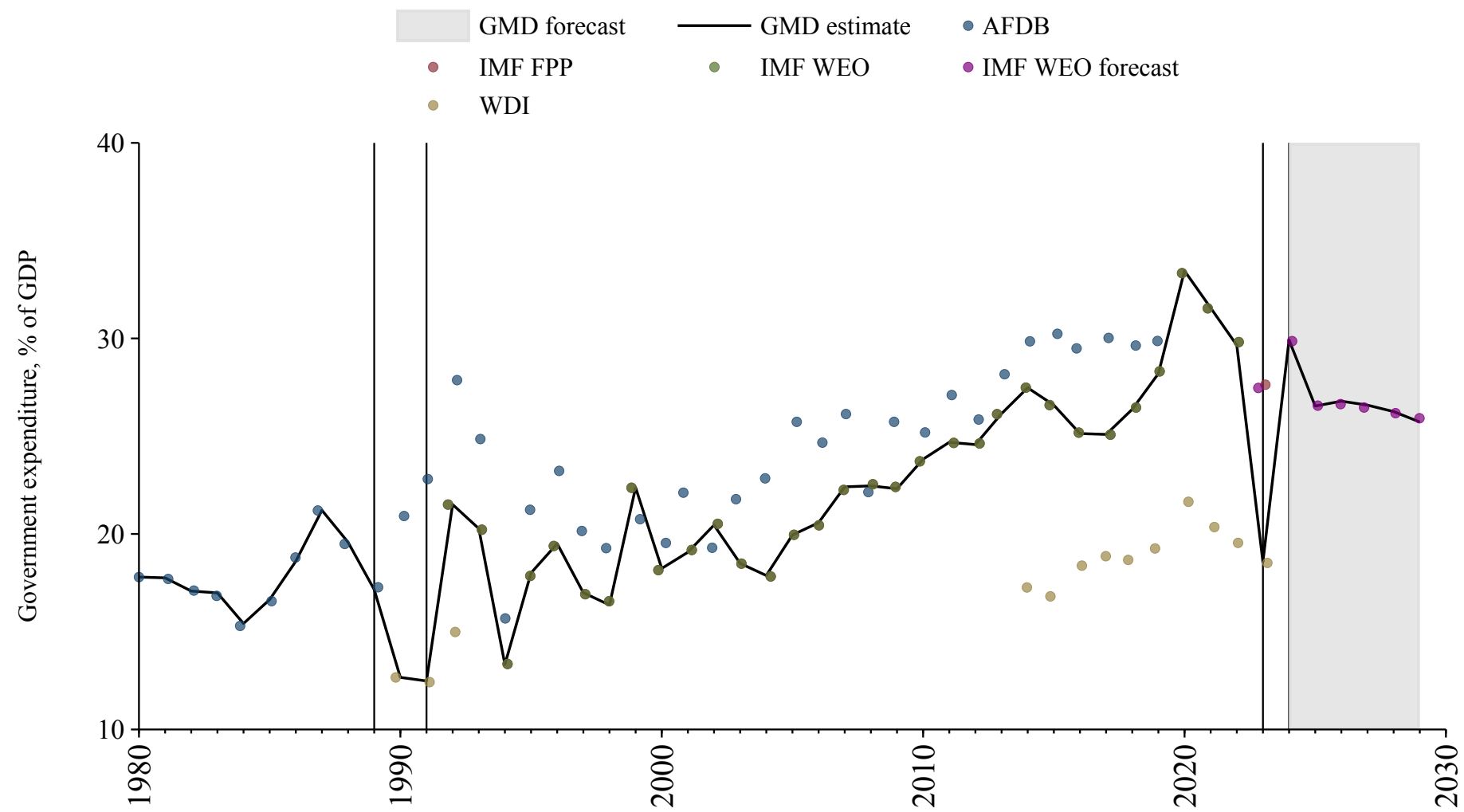
Russian Federation

Source	Time span	Notes
Mauro et al. (2015)	1885 - 1940	Spliced using overlapping data in 1941.
Mitchell (2013)	1941 - 1989	Spliced using overlapping data in 1990.
World Bank (2024)	1990 - 1995	Spliced using overlapping data in 1996.
WEO (2024a)	1996 - 2010	Spliced using overlapping data in 2011.
OECD Economic Outlook (2024)	2011 - 2019	Baseline source, overlaps with base year 2018.
WEO (2024a)	2020 - 2022	Spliced using overlapping data in 2023.
World Bank (2024)	2023 - 2023	Spliced using overlapping data in 2024.
WEO (2024b)	2024 - 2029	Spliced using overlapping data in 2030.



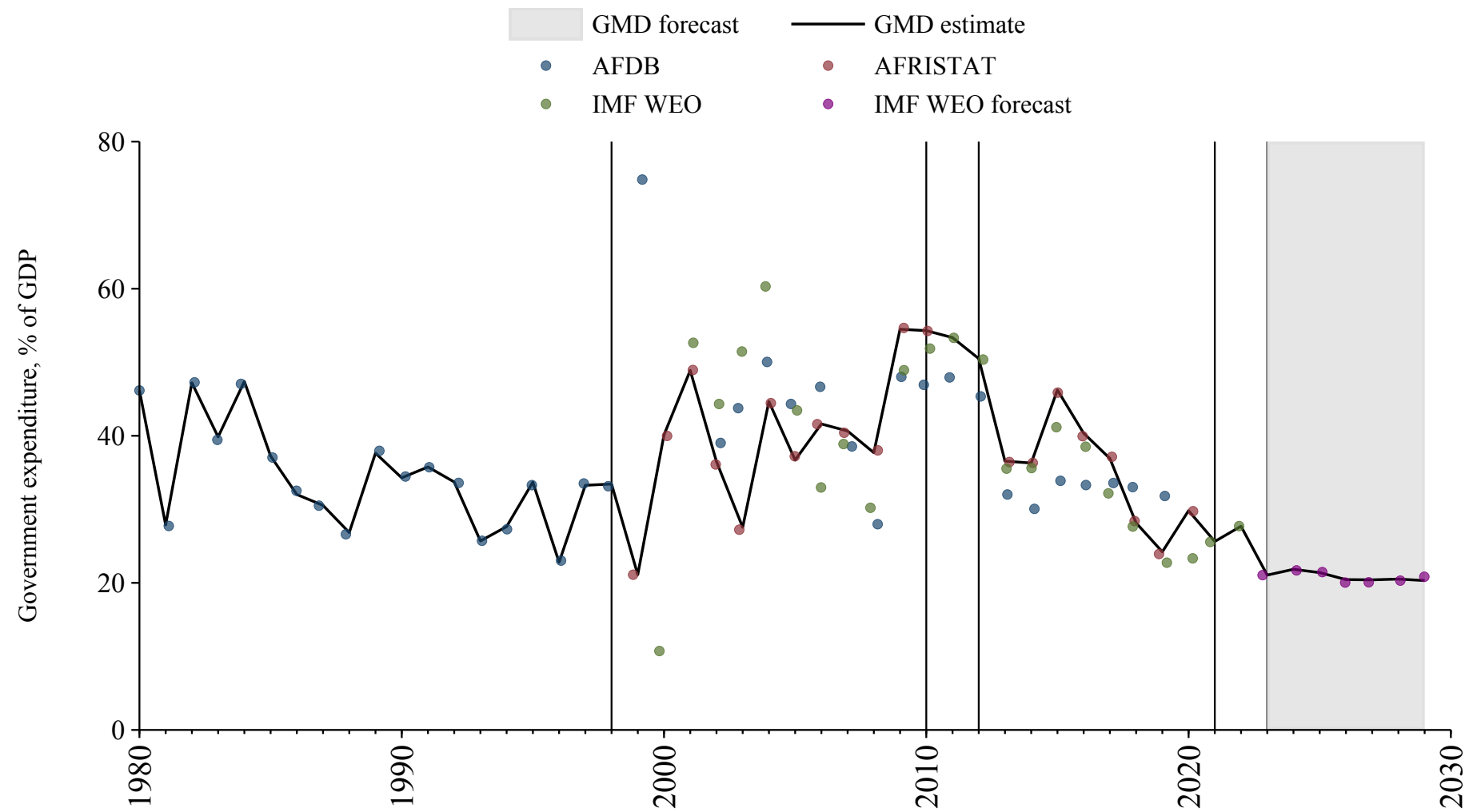
Rwanda

Source	Time span	Notes
Bank (2024)	1980 - 1989	Spliced using overlapping data in 1990.
World Bank (2024)	1990 - 1991	Spliced using overlapping data in 1992.
WEO (2024a)	1992 - 2022	Baseline source, overlaps with base year 2018.
World Bank (2024)	2023 - 2023	Spliced using overlapping data in 2024.
WEO (2024b)	2024 - 2029	Spliced using overlapping data in 2030.



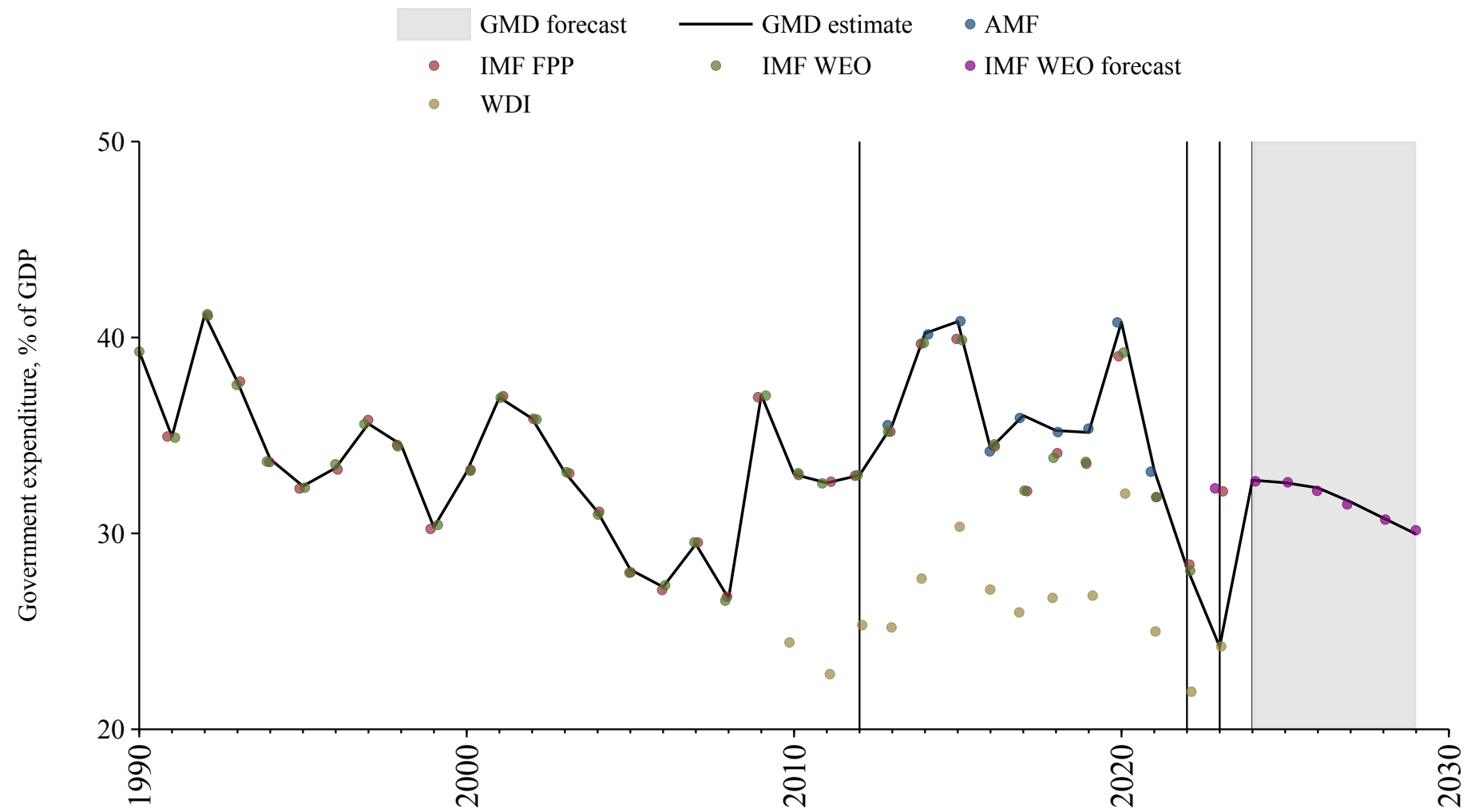
Sao Tome and Principe

Source	Time span	Notes
Bank (2024)	1980 - 1998	Spliced using overlapping data in 1999.
African Union (2024)	1999 - 2010	Spliced using overlapping data in 2011.
WEO (2024a)	2011 - 2012	Spliced using overlapping data in 2013.
African Union (2024)	2013 - 2020	Baseline source, overlaps with base year 2018.
WEO (2024a)	2021 - 2022	Spliced using overlapping data in 2023.
WEO (2024b)	2023 - 2029	Spliced using overlapping data in 2030.



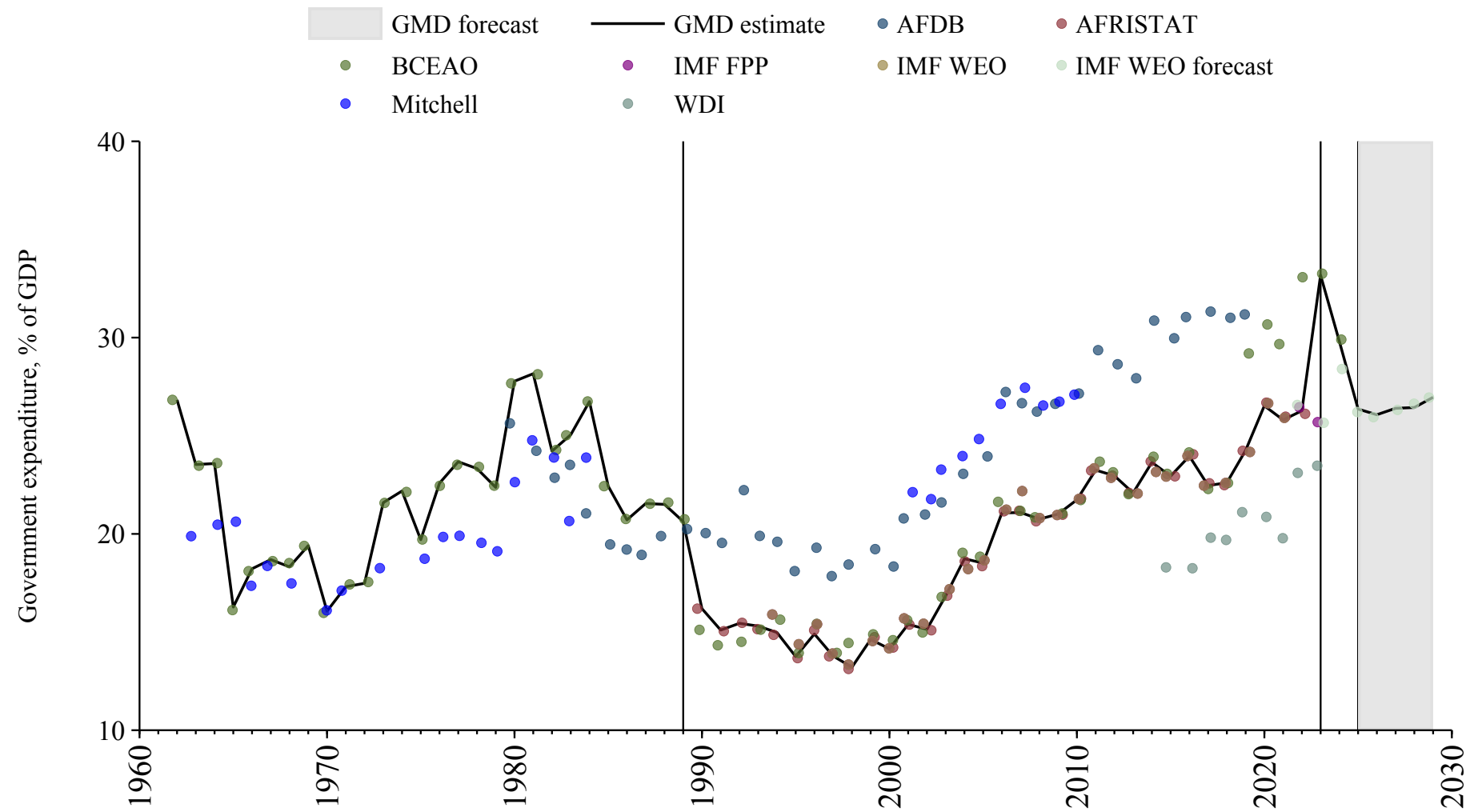
Saudi Arabia

Source	Time span	Notes
WEO (2024a)	1990 - 2012	Spliced using overlapping data in 2013.
Arab Monetary Fund (2024)	2013 - 2021	Baseline source, overlaps with base year 2018.
WEO (2024a)	2022 - 2022	Spliced using overlapping data in 2023.
World Bank (2024)	2023 - 2023	Spliced using overlapping data in 2024.
WEO (2024b)	2024 - 2029	Spliced using overlapping data in 2030.



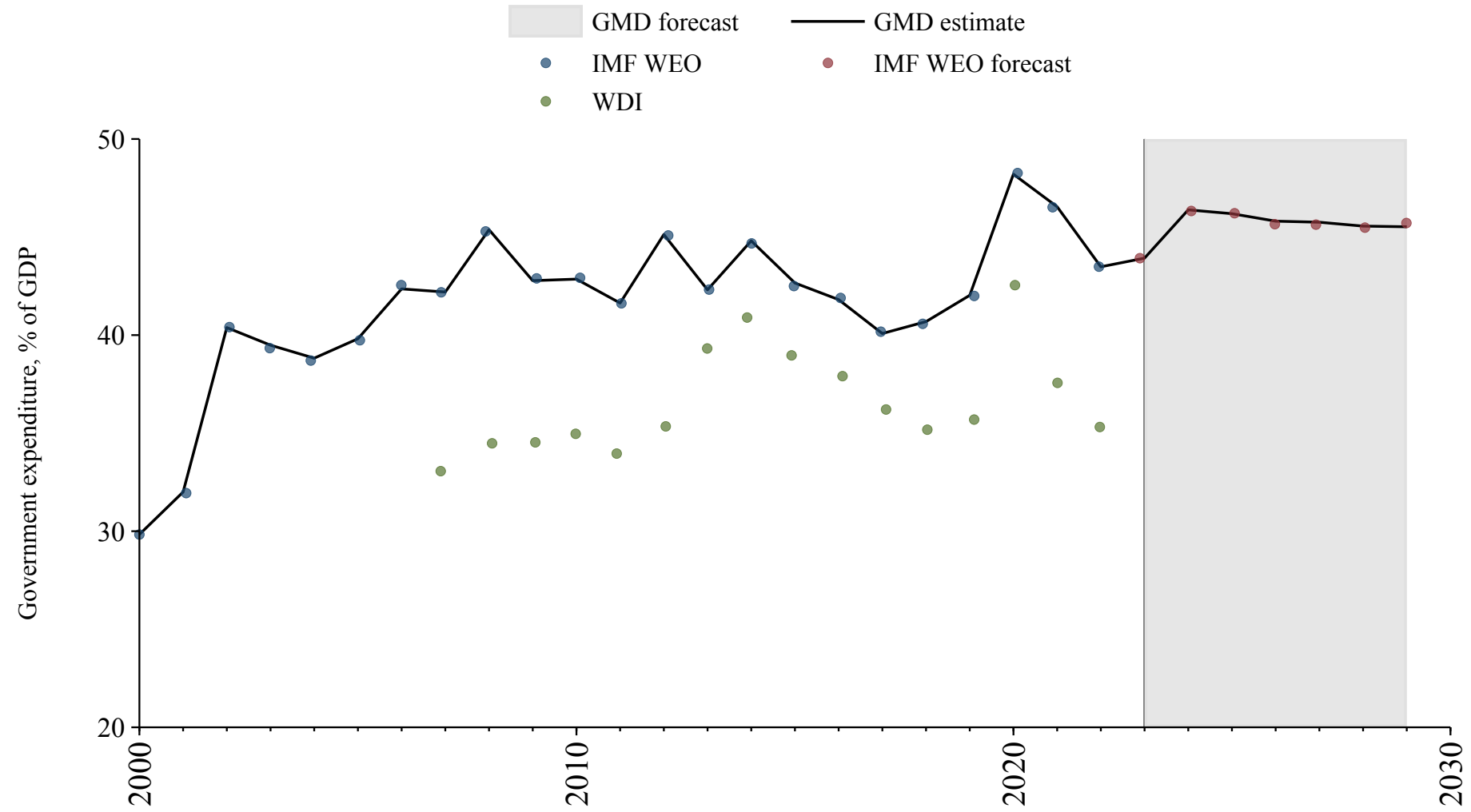
Senegal

Source	Time span	Notes
Banque centrale des États de l'Afrique de l'Ouest (2024)	1962 - 1989	Spliced using overlapping data in 1990.
African Union (2024)	1990 - 2022	Baseline source, overlaps with base year 2018.
Banque centrale des États de l'Afrique de l'Ouest (2024)	2023 - 2024	Spliced using overlapping data in 2025.
WEO (2024b)	2025 - 2029	Spliced using overlapping data in 2030.



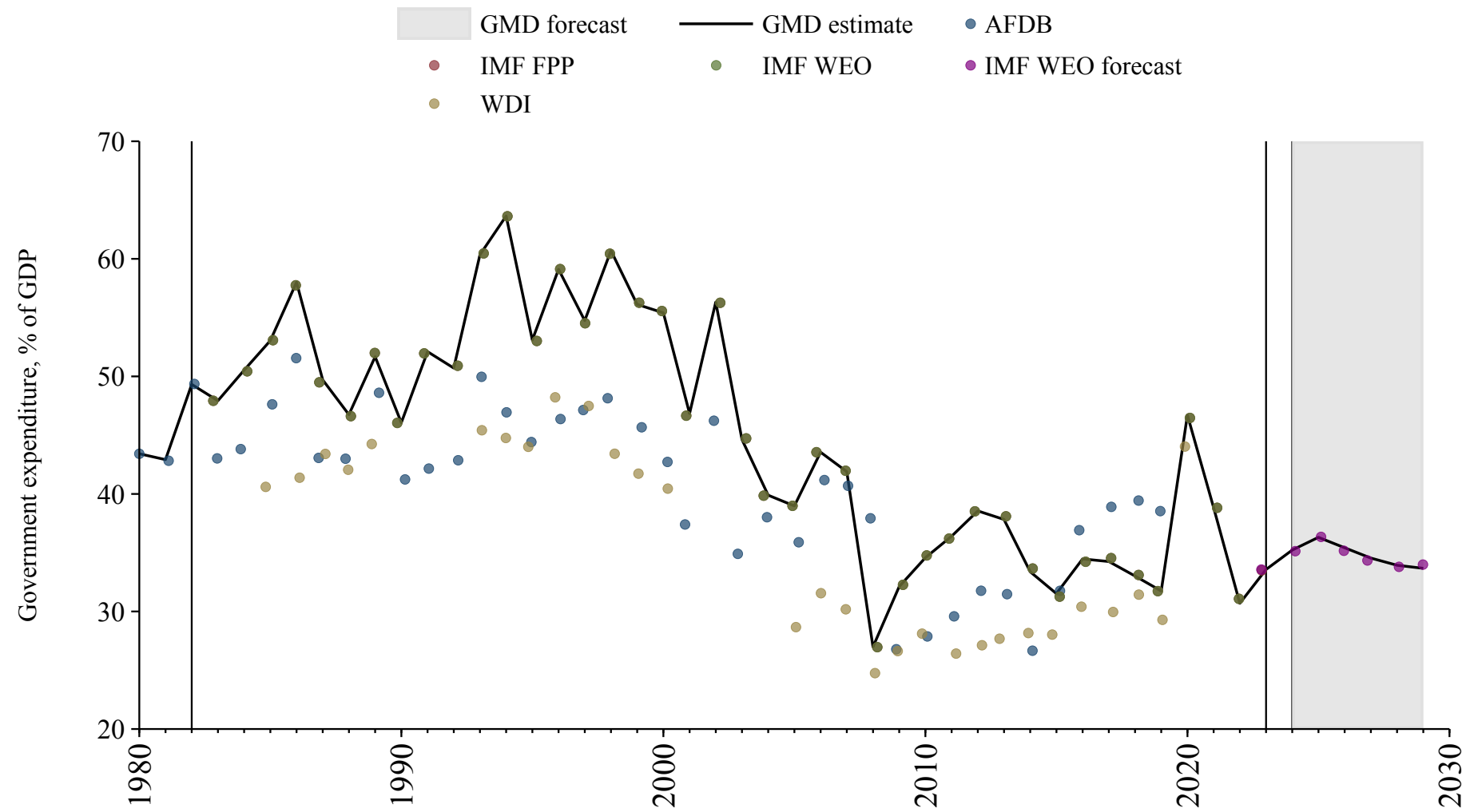
Serbia

Source	Time span	Notes
WEO (2024a)	2000 - 2022	Baseline source, overlaps with base year 2018.
WEO (2024b)	2023 - 2029	Spliced using overlapping data in 2030.



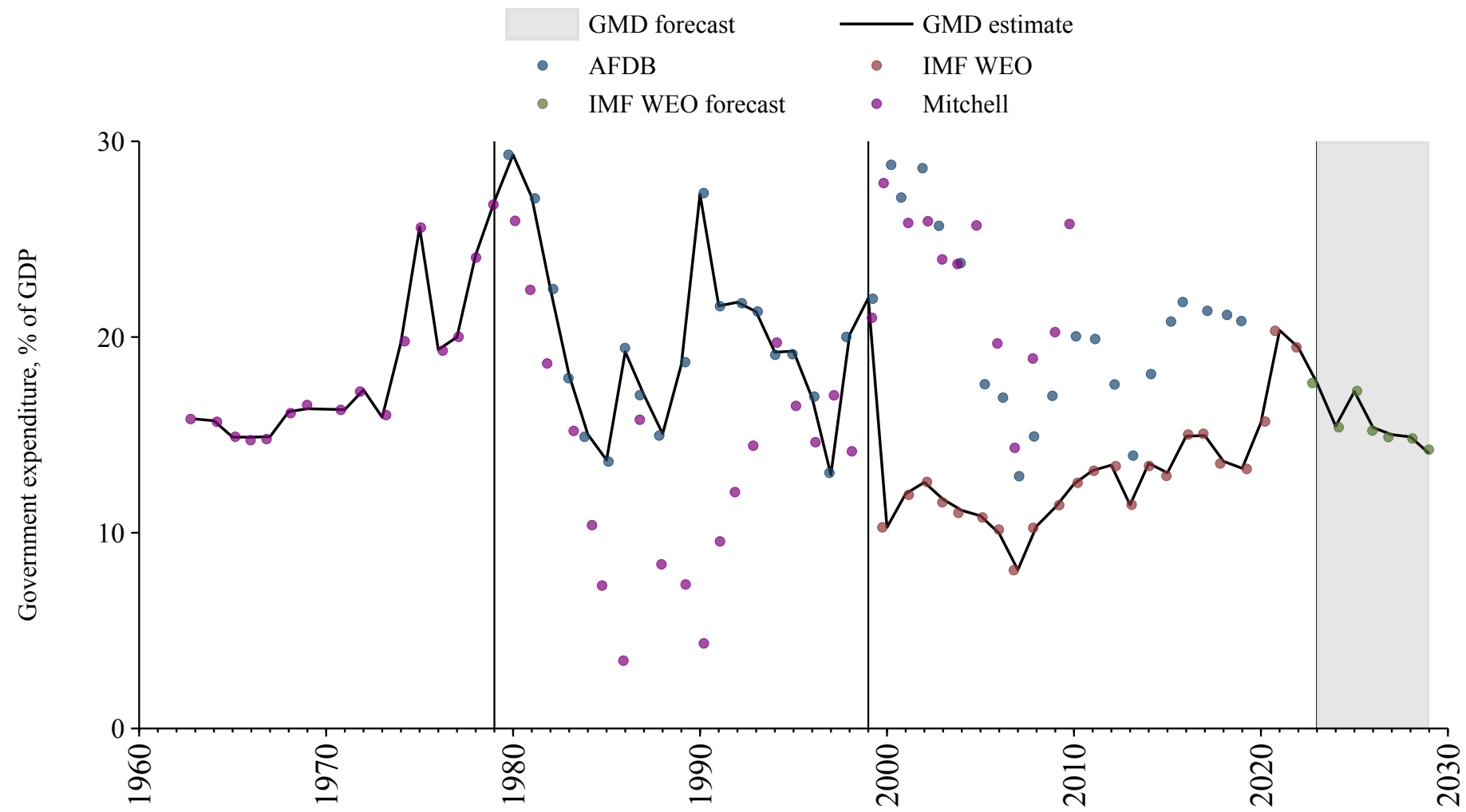
Seychelles

Source	Time span	Notes
Bank (2024)	1980 - 1982	Spliced using overlapping data in 1983.
WEO (2024a)	1983 - 2022	Baseline source, overlaps with base year 2018.
Mauro et al. (2015)	2023 - 2023	Spliced using overlapping data in 2024.
WEO (2024b)	2024 - 2029	Spliced using overlapping data in 2030.



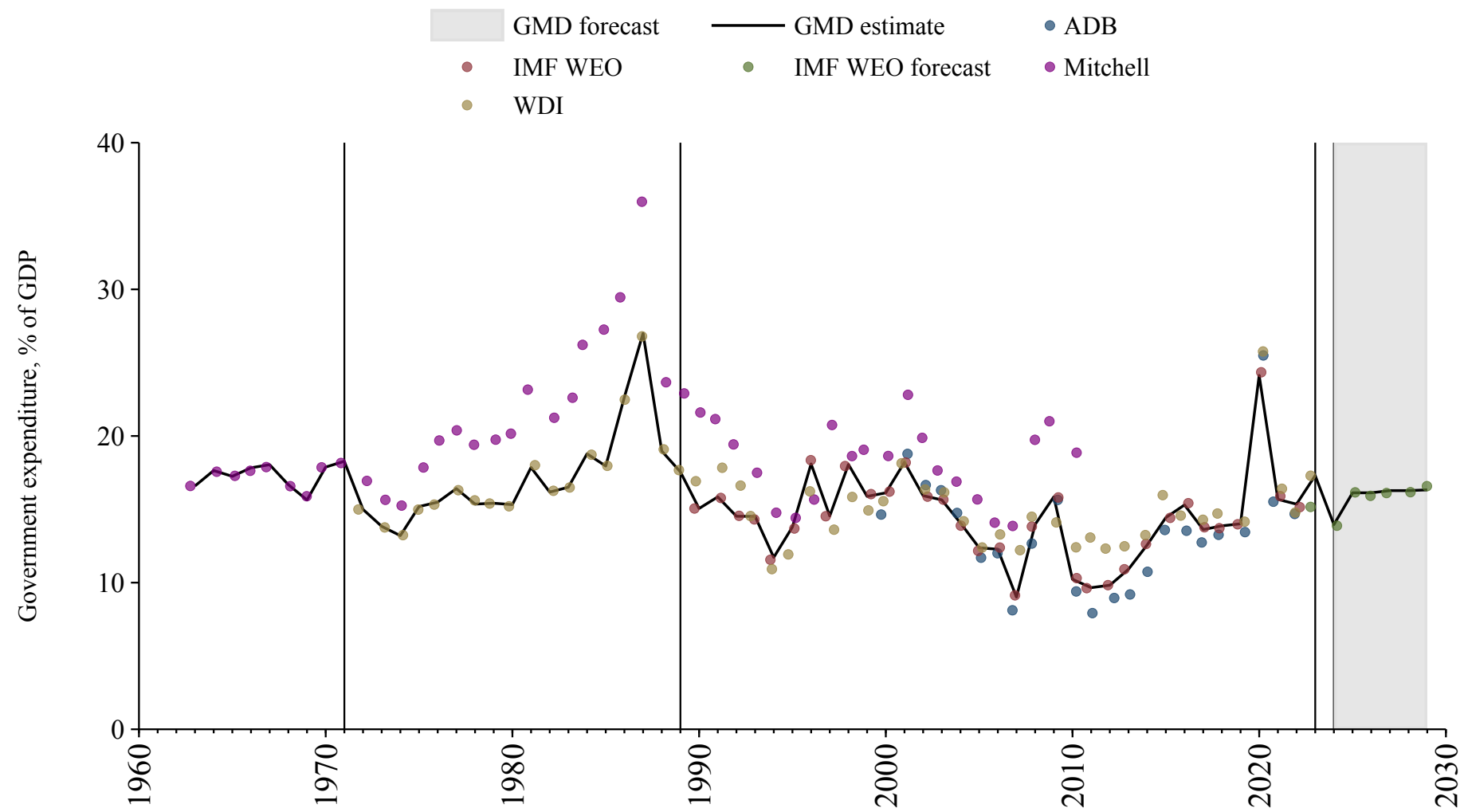
Sierra Leone

Source	Time span	Notes
Mitchell (2013)	1963 - 1979	Spliced using overlapping data in 1980.
Bank (2024)	1980 - 1999	Spliced using overlapping data in 2000.
WEO (2024a)	2000 - 2022	Baseline source, overlaps with base year 2018.
WEO (2024b)	2023 - 2029	Spliced using overlapping data in 2030.



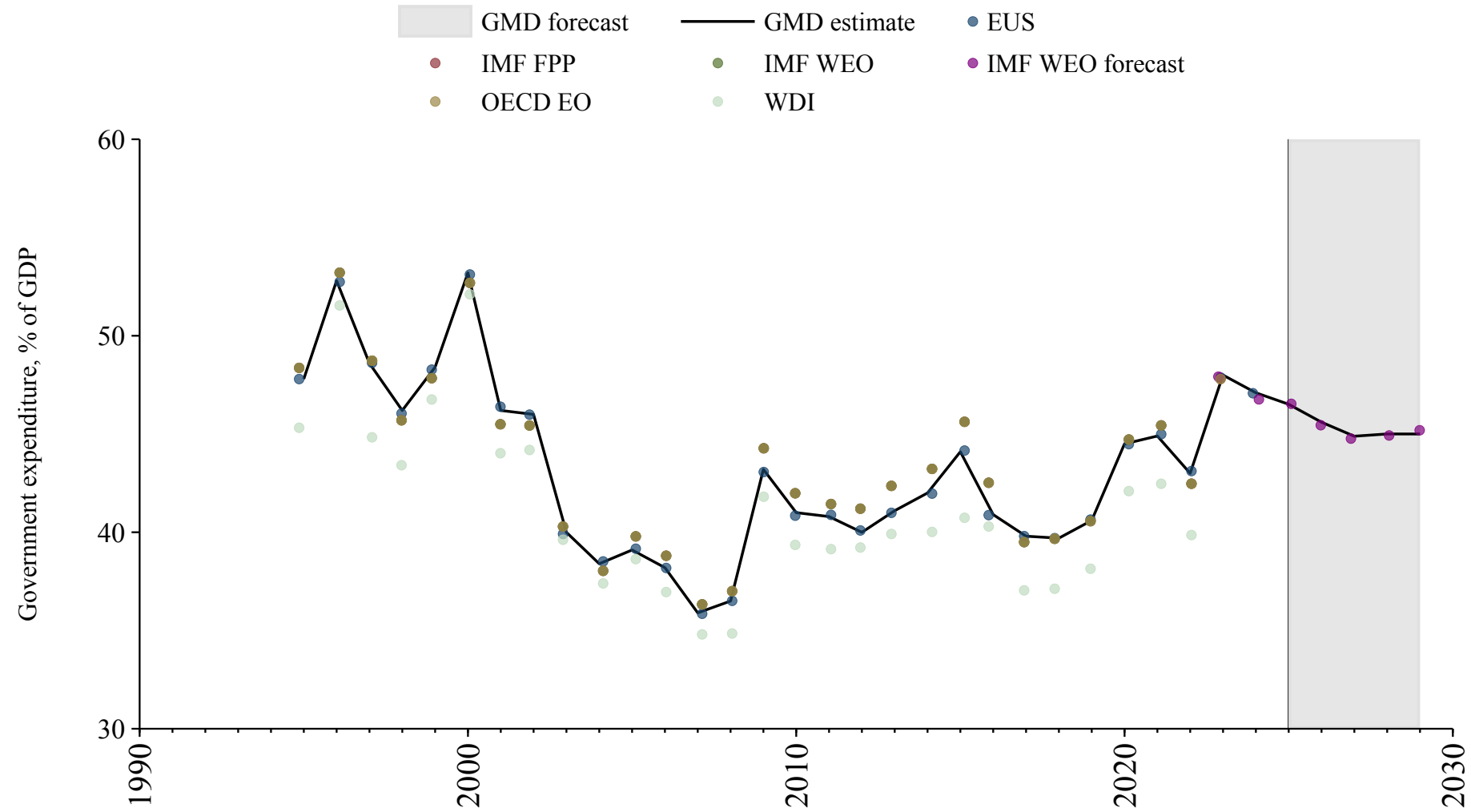
Singapore

Source	Time span	Notes
Mitchell (2013)	1963 - 1971	Spliced using overlapping data in 1972.
World Bank (2024)	1972 - 1989	Spliced using overlapping data in 1990.
WEO (2024a)	1990 - 2022	Baseline source, overlaps with base year 2018.
World Bank (2024)	2023 - 2023	Spliced using overlapping data in 2024.
WEO (2024b)	2024 - 2029	Spliced using overlapping data in 2030.



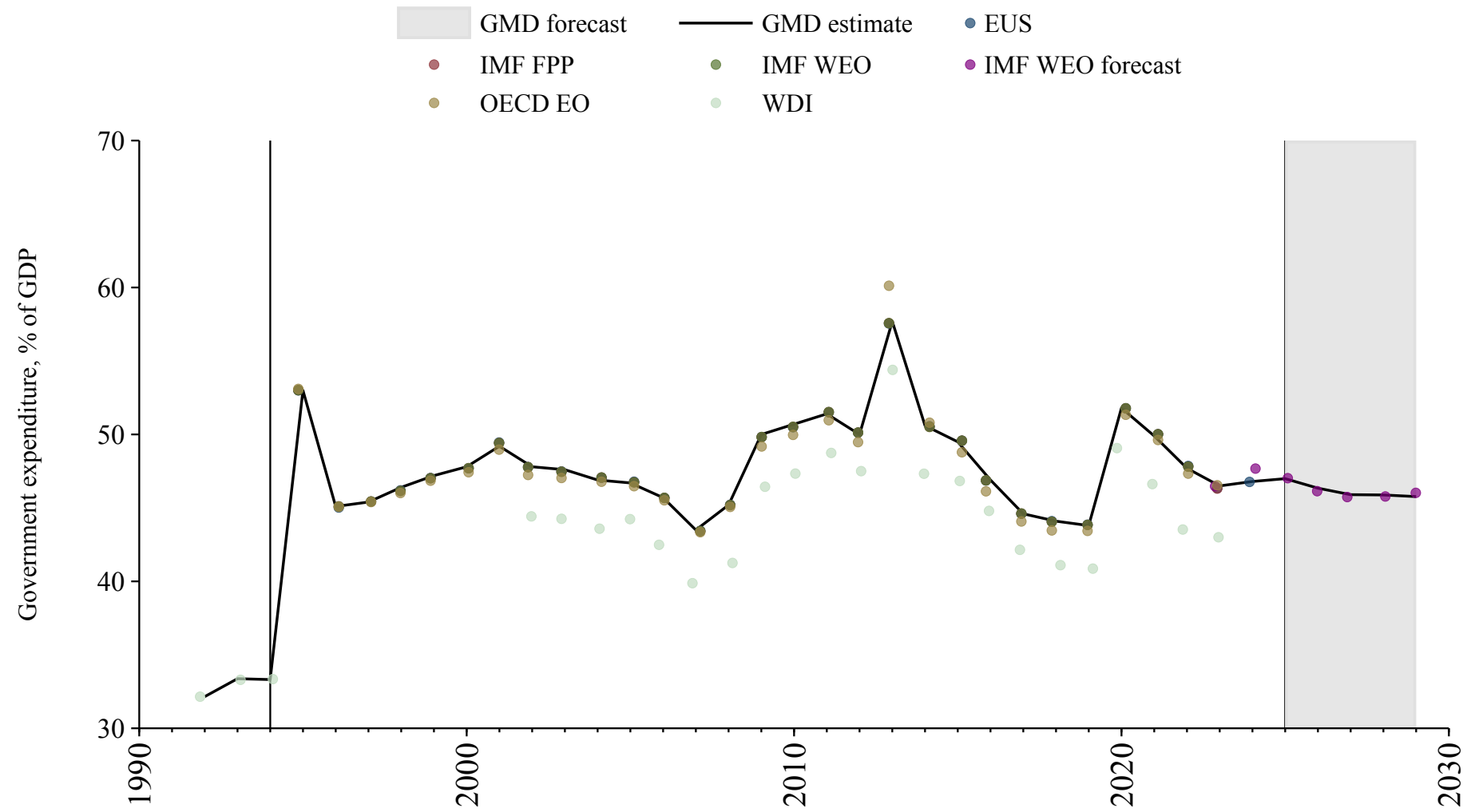
Slovakia

Source	Time span	Notes
Commission (2024)	1995 - 2024	Baseline source, overlaps with base year 2018.
WEO (2024b)	2025 - 2029	Spliced using overlapping data in 2030.



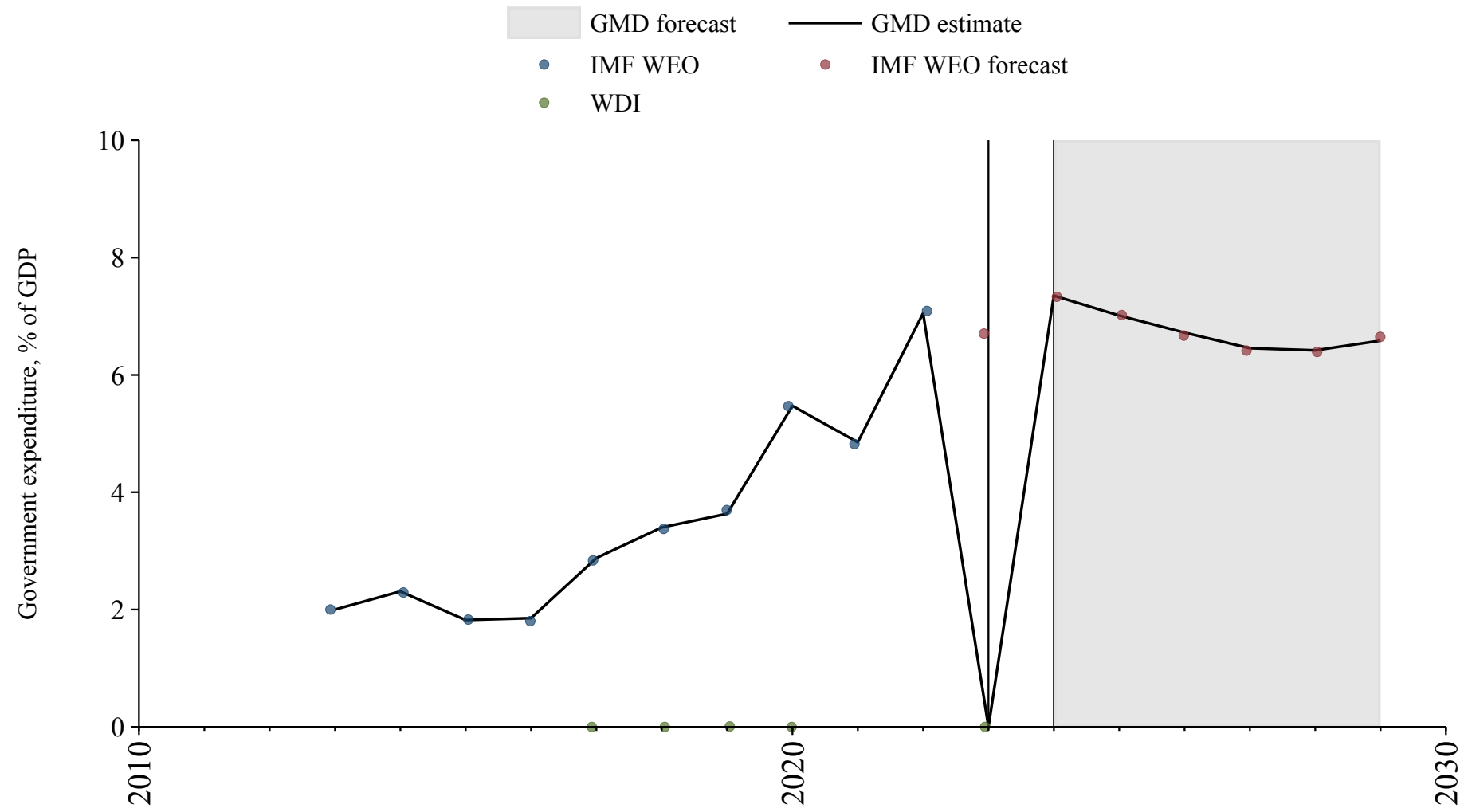
Slovenia

Source	Time span	Notes
World Bank (2024)	1992 - 1994	Spliced using overlapping data in 1995.
Commission (2024)	1995 - 2024	Baseline source, overlaps with base year 2018.
WEO (2024b)	2025 - 2029	Spliced using overlapping data in 2030.



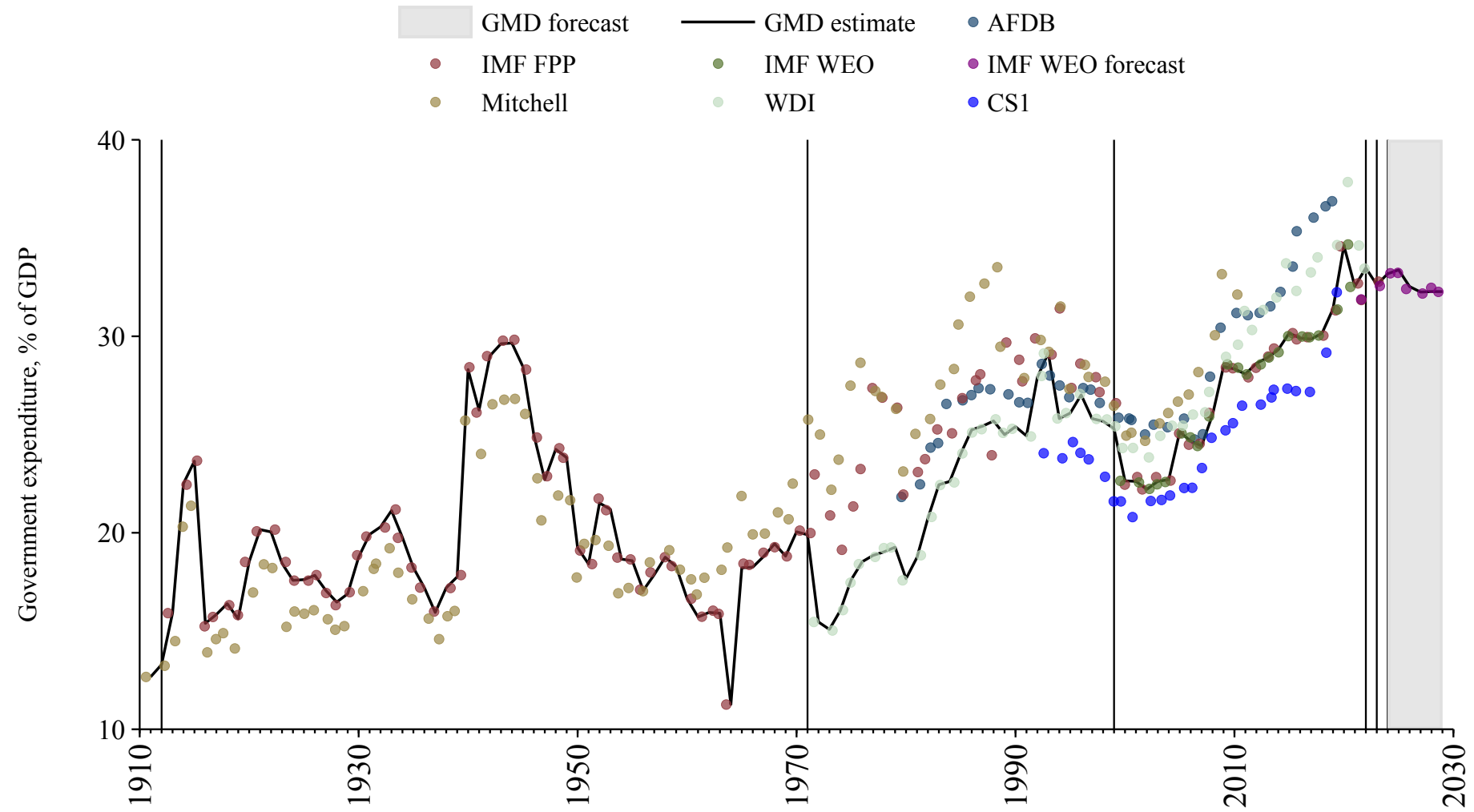
Somalia

Source	Time span	Notes
WEO (2024a)	2013 - 2022	Baseline source, overlaps with base year 2018.
World Bank (2024)	2023 - 2023	Spliced using overlapping data in 2024.
WEO (2024b)	2024 - 2029	Spliced using overlapping data in 2030.



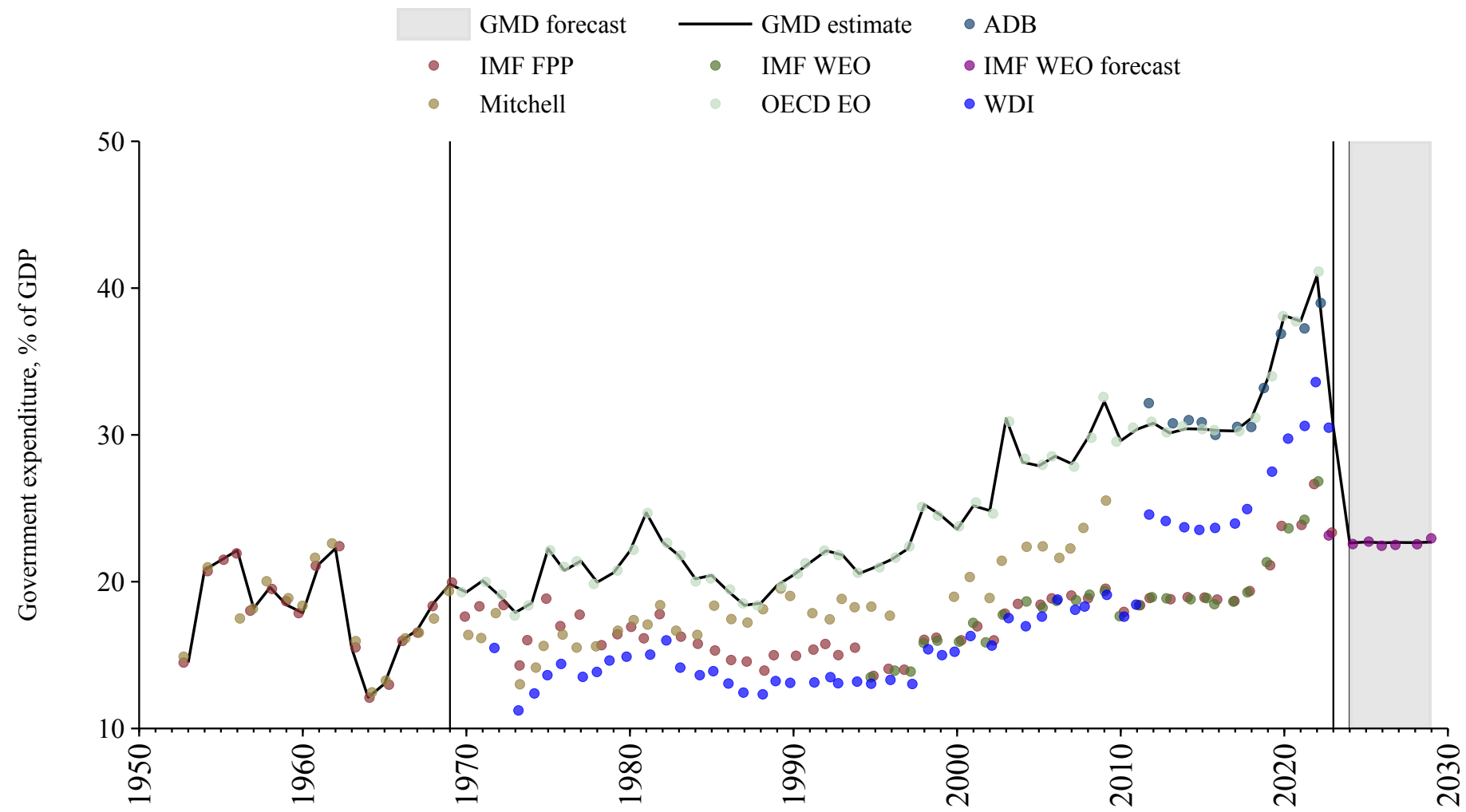
South Africa

Source	Time span	Notes
Mitchell (2013)	1911 - 1912	Spliced using overlapping data in 1913.
Mauro et al. (2015)	1913 - 1971	Spliced using overlapping data in 1972.
World Bank (2024)	1972 - 1999	Spliced using overlapping data in 2000.
WEO (2024a)	2000 - 2021	Baseline source, overlaps with base year 2018.
World Bank (2024)	2022 - 2022	Spliced using overlapping data in 2023.
Mauro et al. (2015)	2023 - 2023	Spliced using overlapping data in 2024.
WEO (2024b)	2024 - 2029	Spliced using overlapping data in 2030.



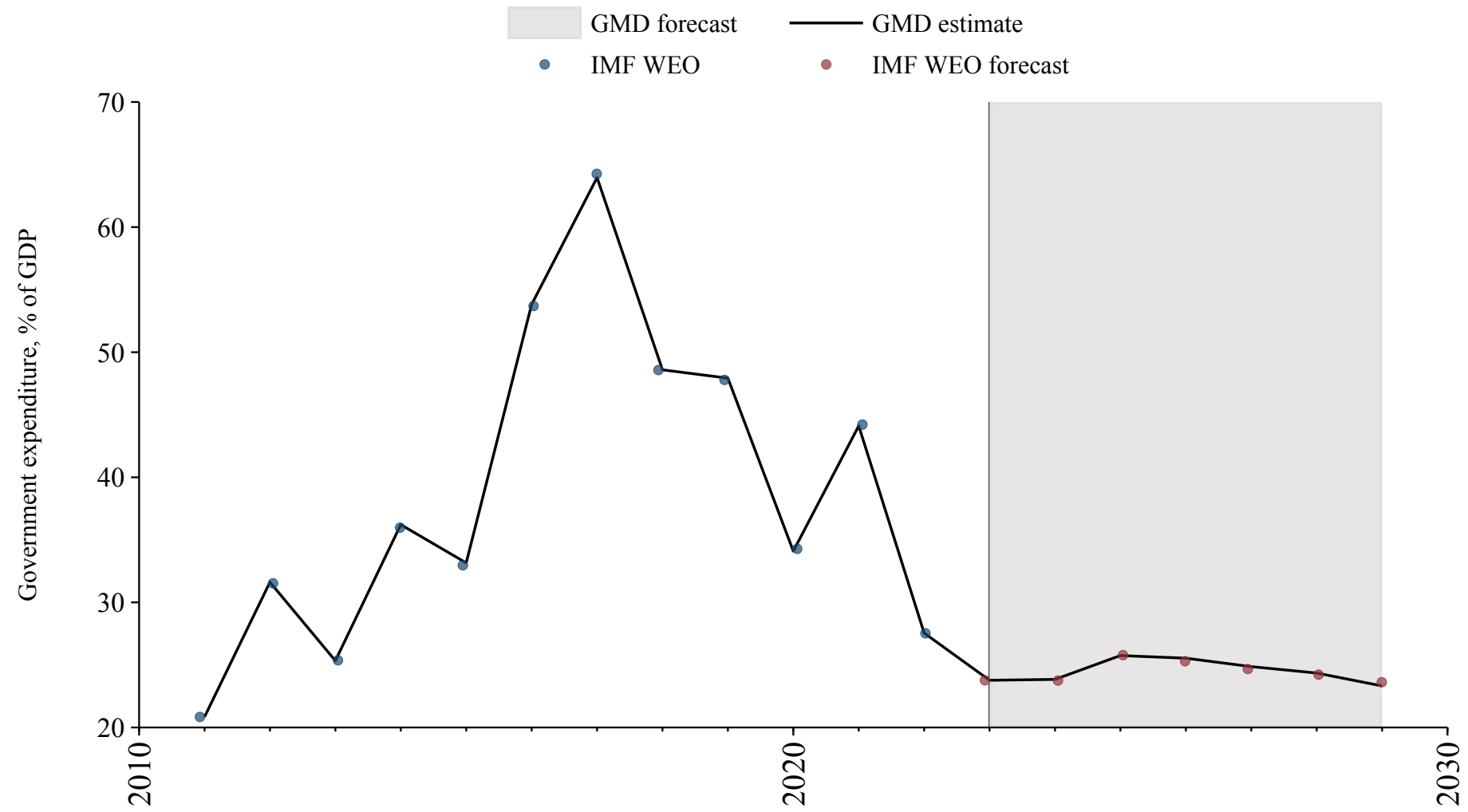
South Korea

Source	Time span	Notes
Mauro et al. (2015)	1953 - 1969	Spliced using overlapping data in 1970.
OECD Economic Outlook (2024)	1970 - 2022	Baseline source, overlaps with base year 2018.
World Bank (2024)	2023 - 2023	Spliced using overlapping data in 2024.
WEO (2024b)	2024 - 2029	Spliced using overlapping data in 2030.



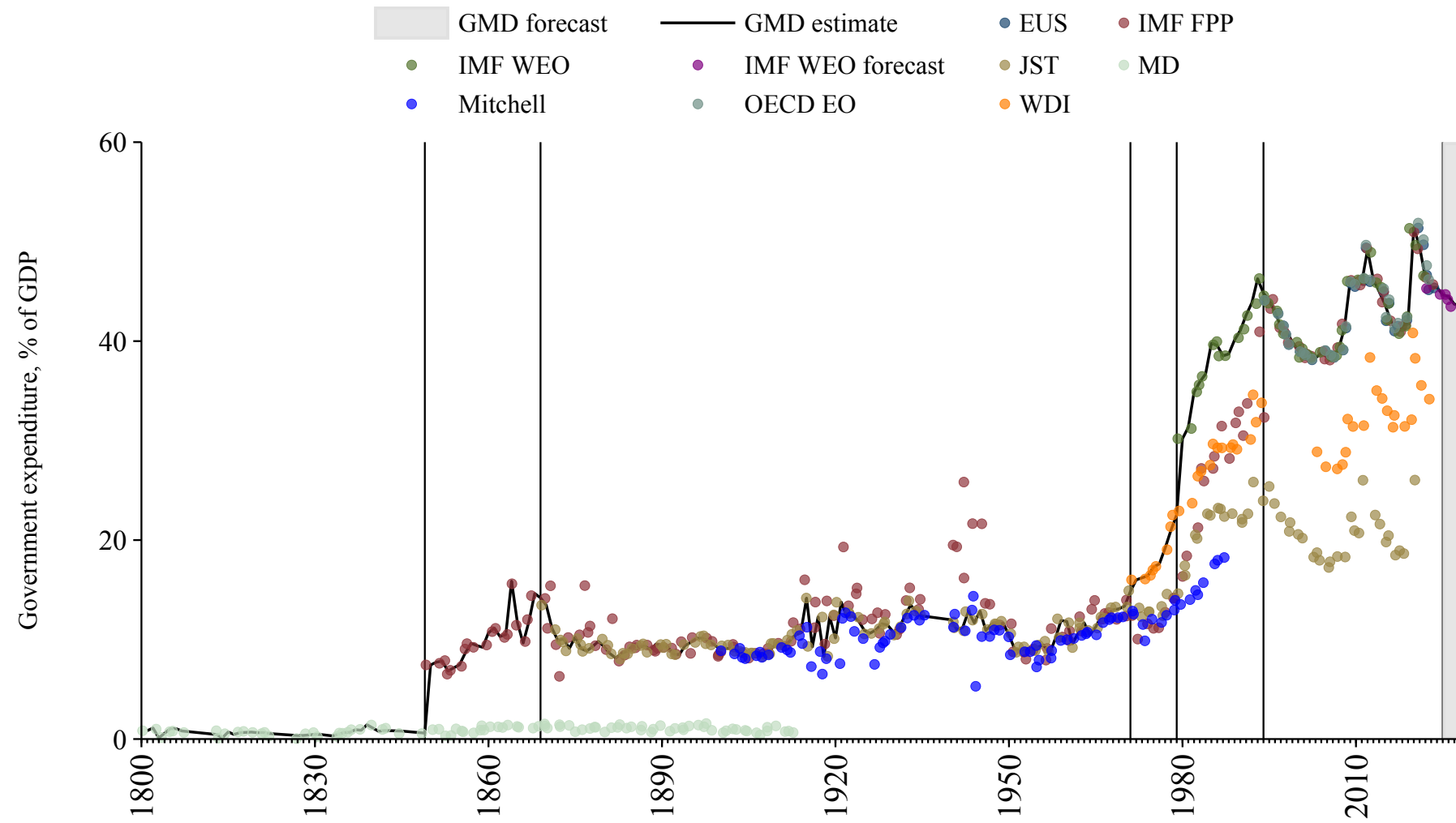
South Sudan

Source	Time span	Notes
WEO (2024a)	2011 - 2022	Baseline source, overlaps with base year 2018.
WEO (2024b)	2023 - 2029	Spliced using overlapping data in 2030.



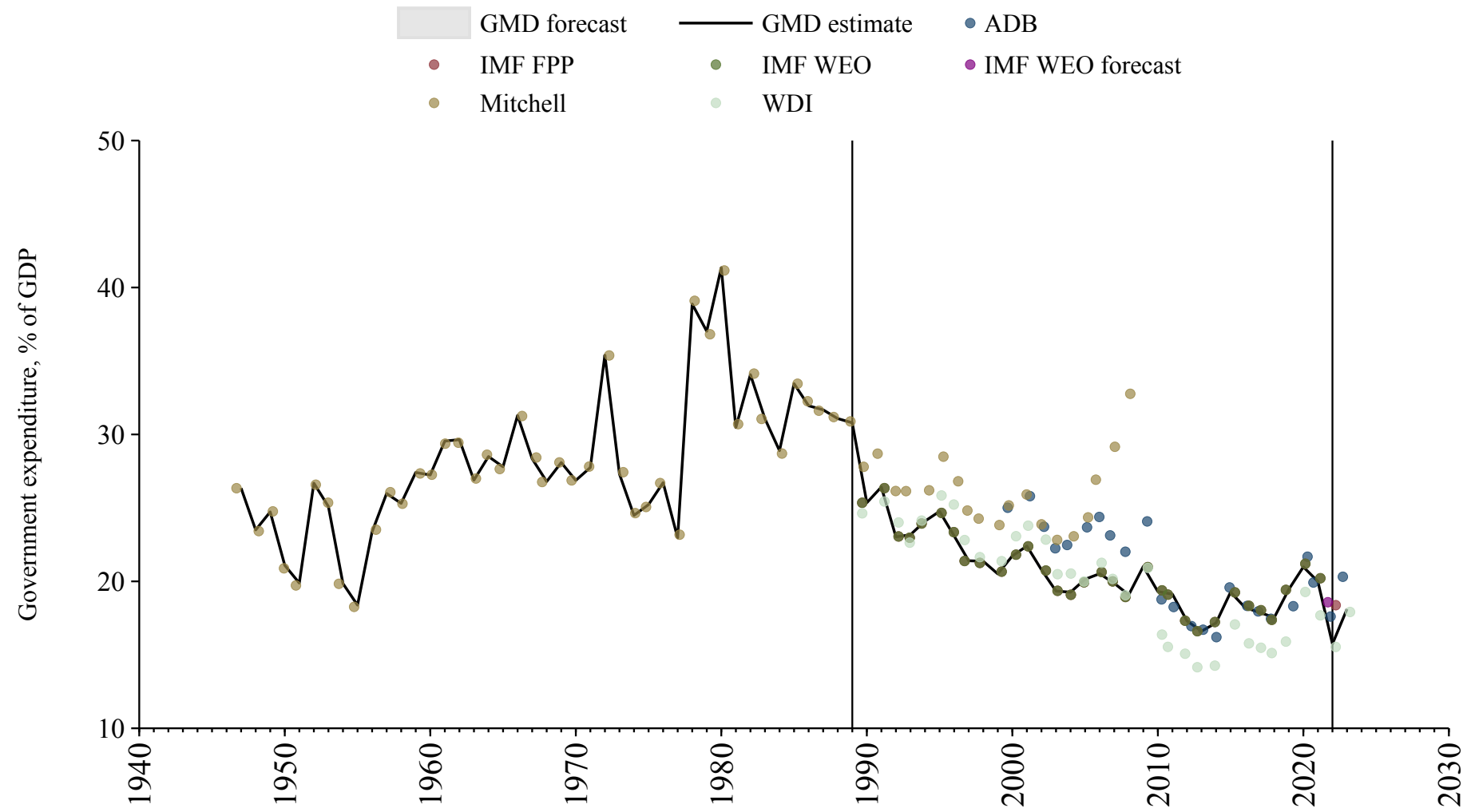
Spain

Source	Time span	Notes
Cox and Dincecco (2021)	1801 - 1849	Spliced using overlapping data in 1850.
Mauro et al. (2015)	1850 - 1869	Spliced using overlapping data in 1870.
Jordà et al. (2017)	1870 - 1971	Spliced using overlapping data in 1972.
World Bank (2024)	1972 - 1979	Spliced using overlapping data in 1980.
WEO (2024a)	1980 - 1994	Spliced using overlapping data in 1995.
Commission (2024)	1995 - 2024	Baseline source, overlaps with base year 2018.
WEO (2024b)	2025 - 2029	Spliced using overlapping data in 2030.



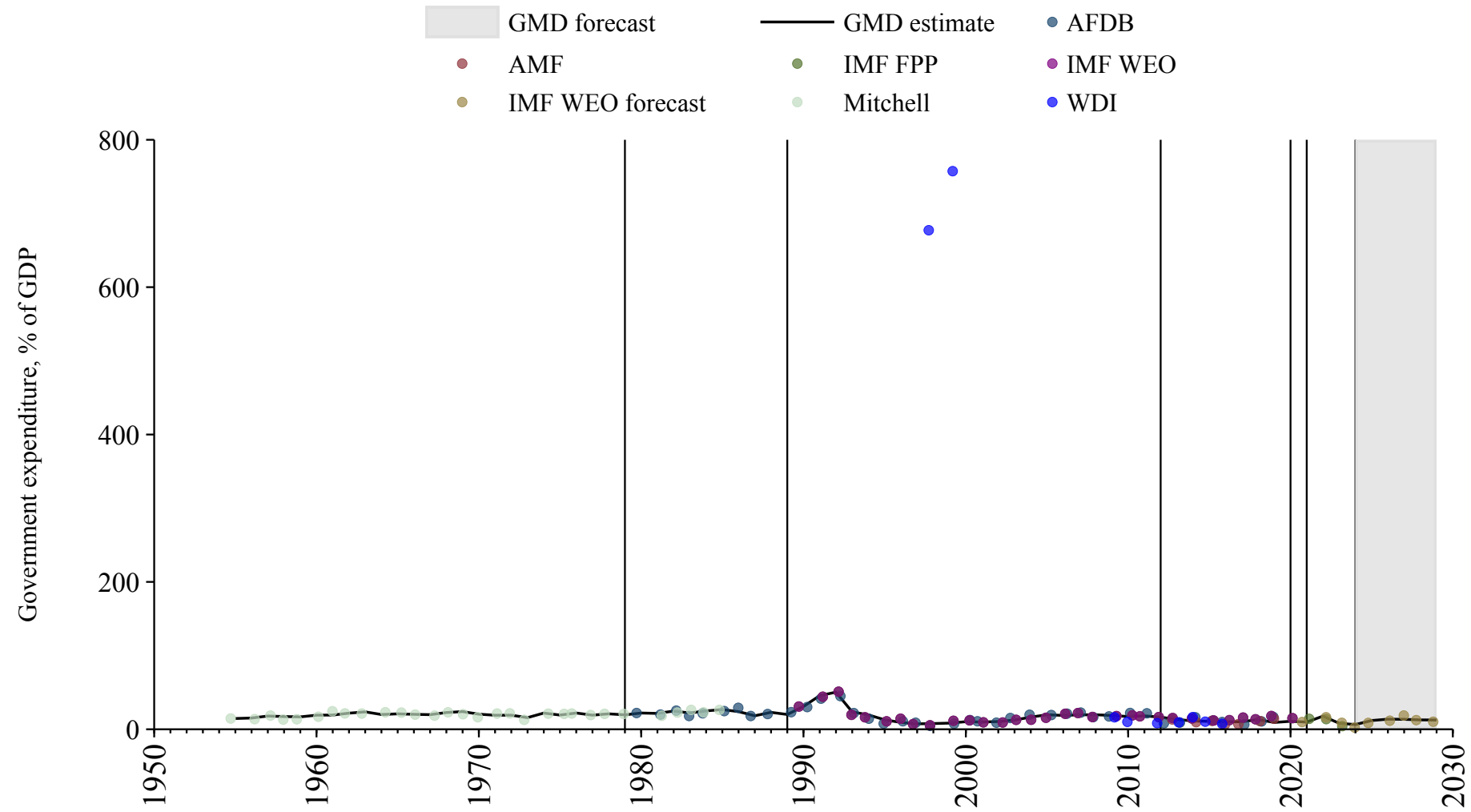
Sri Lanka

Source	Time span	Notes
Mitchell (2013)	1947 - 1989	Spliced using overlapping data in 1990.
WEO (2024a)	1990 - 2021	Baseline source, overlaps with base year 2018.
World Bank (2024)	2022 - 2023	Spliced using overlapping data in 2024.



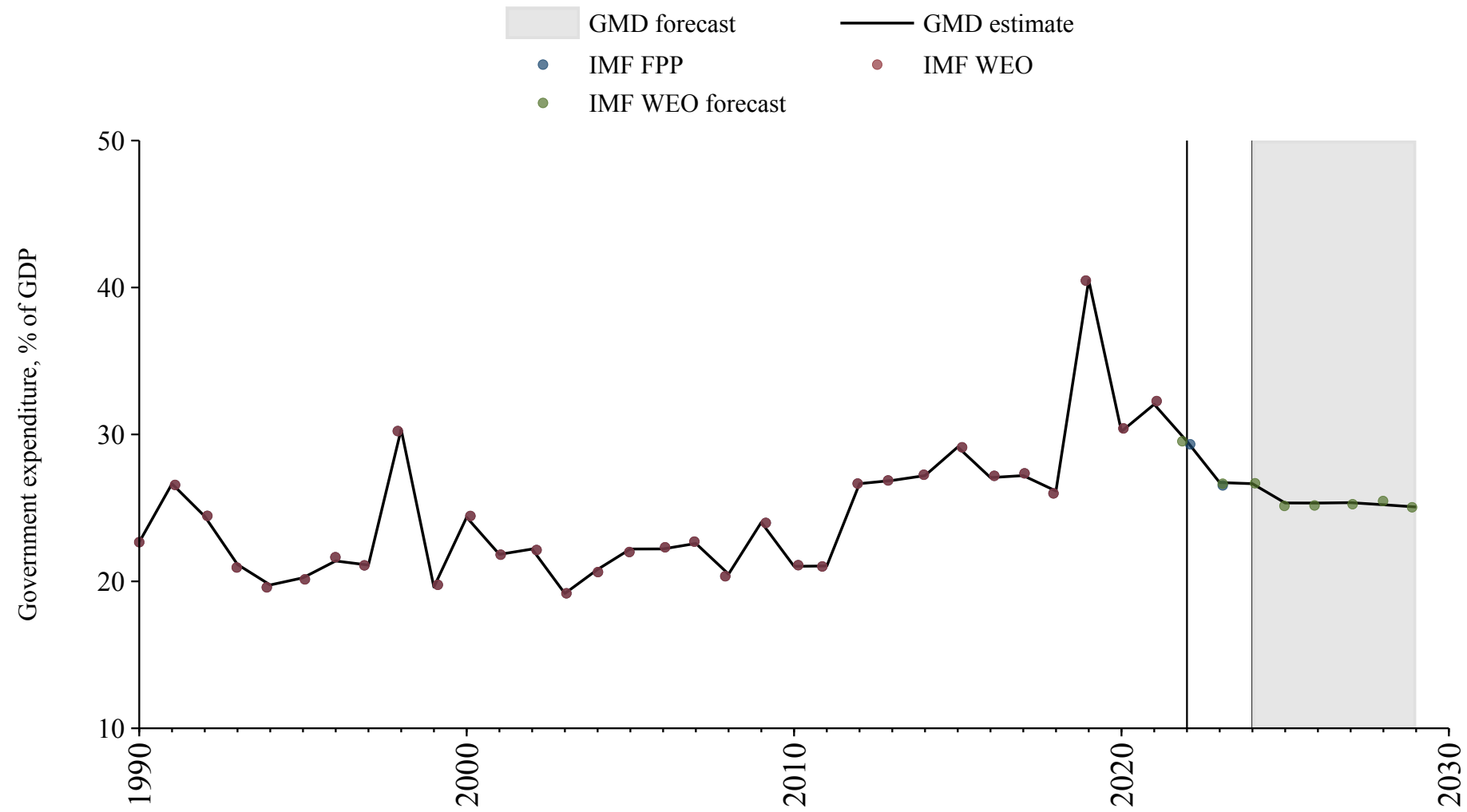
Sudan

Source	Time span	Notes
Mitchell (2013)	1955 - 1979	Spliced using overlapping data in 1980.
Bank (2024)	1980 - 1989	Spliced using overlapping data in 1990.
WEO (2024a)	1990 - 2012	Spliced using overlapping data in 2013.
Arab Monetary Fund (2024)	2013 - 2019	Baseline source, overlaps with base year 2018.
WEO (2024a)	2020 - 2020	Spliced using overlapping data in 2021.
Mauro et al. (2015)	2021 - 2023	Spliced using overlapping data in 2024.
WEO (2024b)	2024 - 2029	Spliced using overlapping data in 2030.



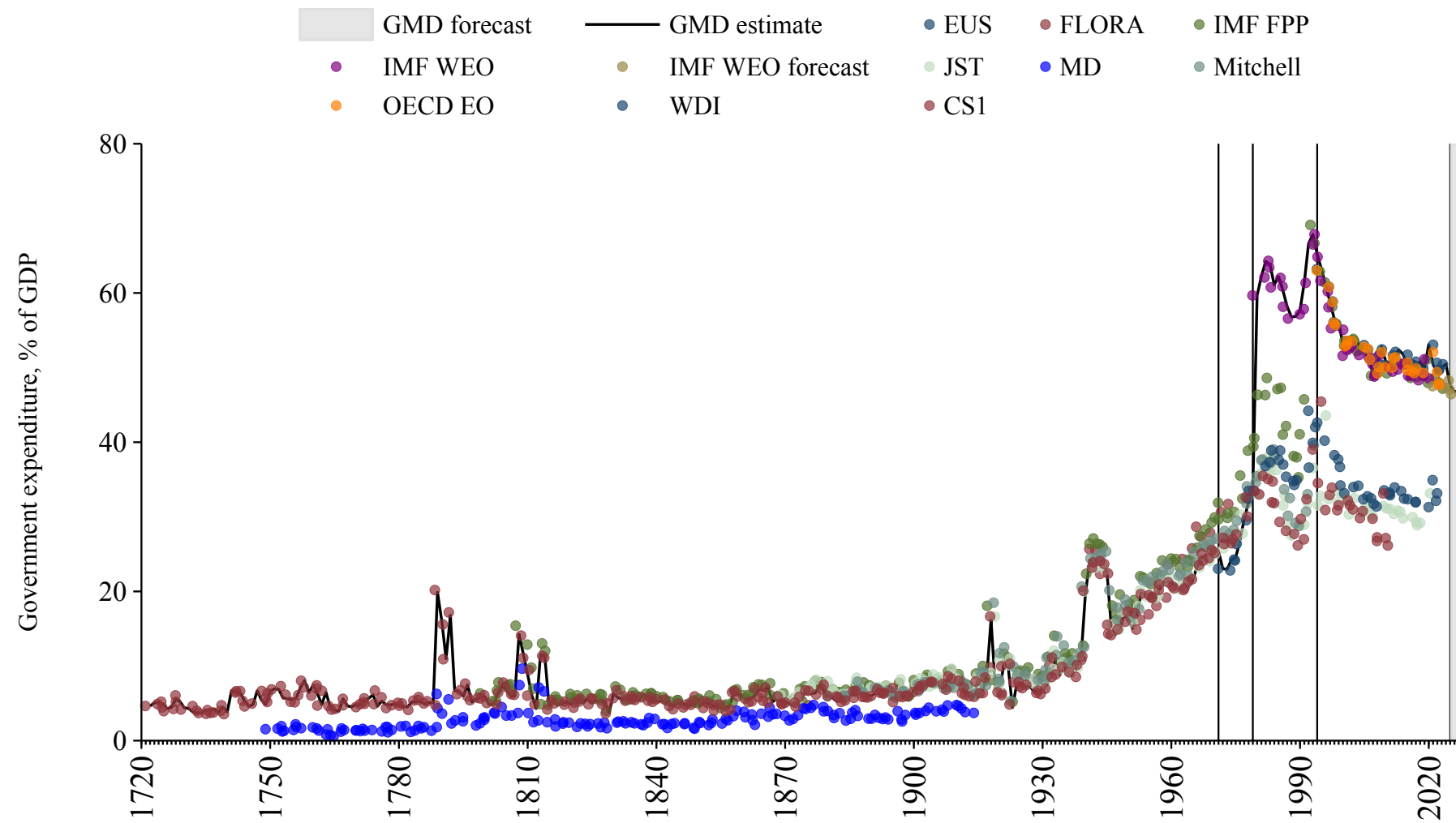
Suriname

Source	Time span	Notes
WEO (2024a)	1990 - 2021	Baseline source, overlaps with base year 2018.
Mauro et al. (2015)	2022 - 2023	Spliced using overlapping data in 2024.
WEO (2024b)	2024 - 2029	Spliced using overlapping data in 2030.



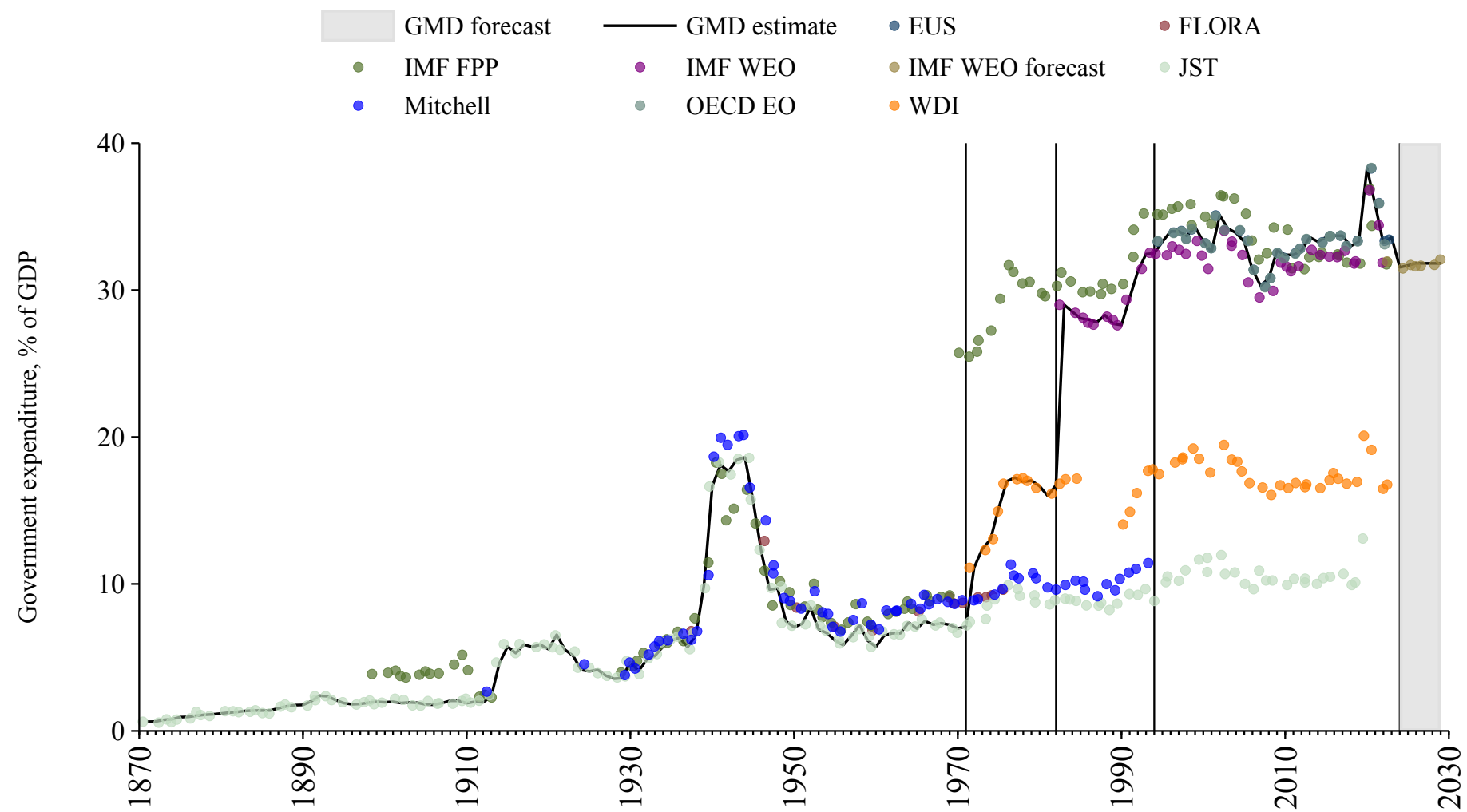
Sweden

Source	Time span	Notes
Krantz	1722 - 1971	Spliced using overlapping data in 1972.
World Bank (2024)	1972 - 1979	Spliced using overlapping data in 1980.
WEO (2024a)	1980 - 1994	Spliced using overlapping data in 1995.
Commission (2024)	1995 - 2024	Baseline source, overlaps with base year 2018.
WEO (2024b)	2025 - 2029	Spliced using overlapping data in 2030.



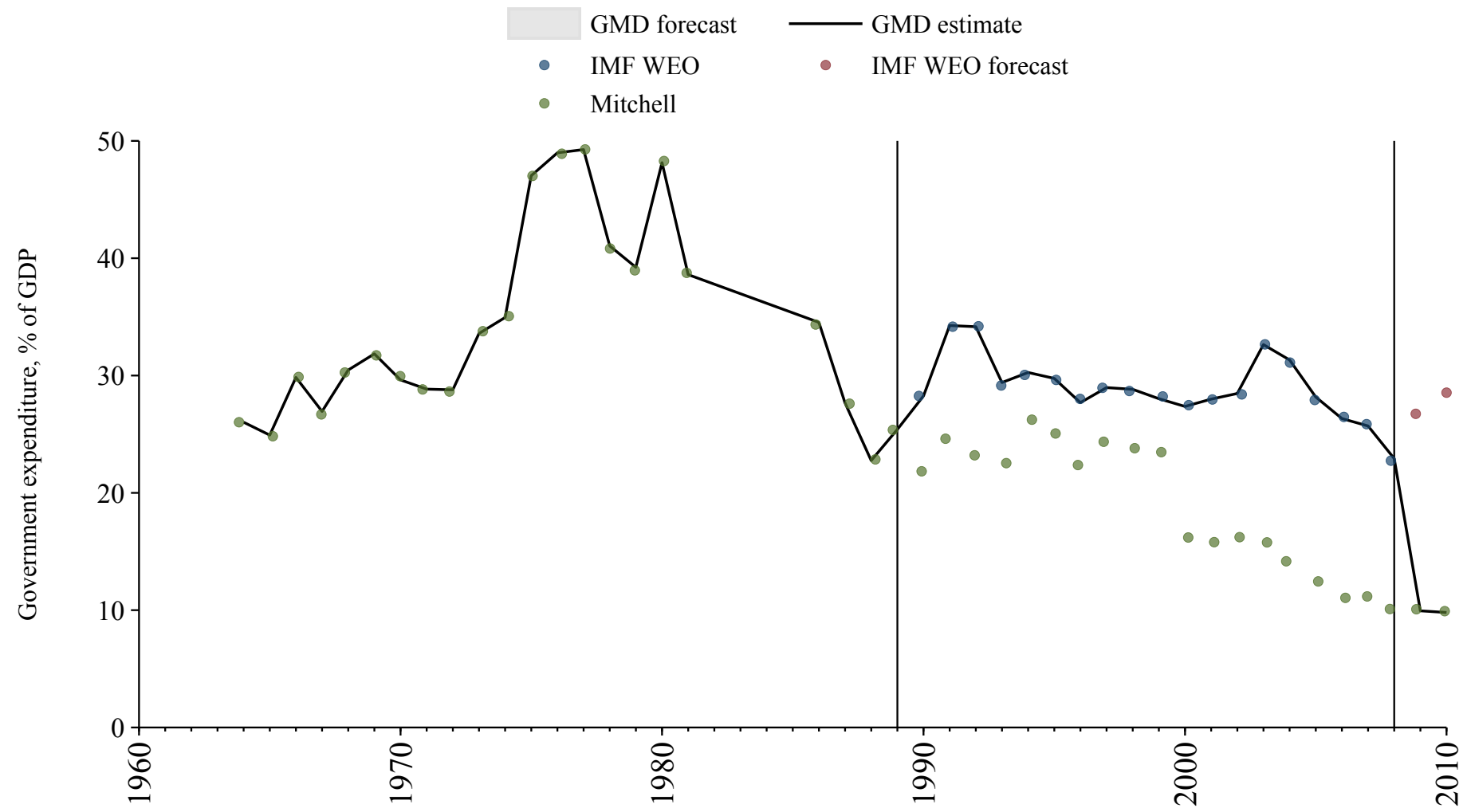
Switzerland

Source	Time span	Notes
Jordà et al. (2017)	1871 - 1971	Spliced using overlapping data in 1972.
World Bank (2024)	1972 - 1982	Spliced using overlapping data in 1983.
WEO (2024a)	1983 - 1994	Spliced using overlapping data in 1995.
Commission (2024)	1995 - 2023	Baseline source, overlaps with base year 2018.
WEO (2024b)	2024 - 2029	Spliced using overlapping data in 2030.



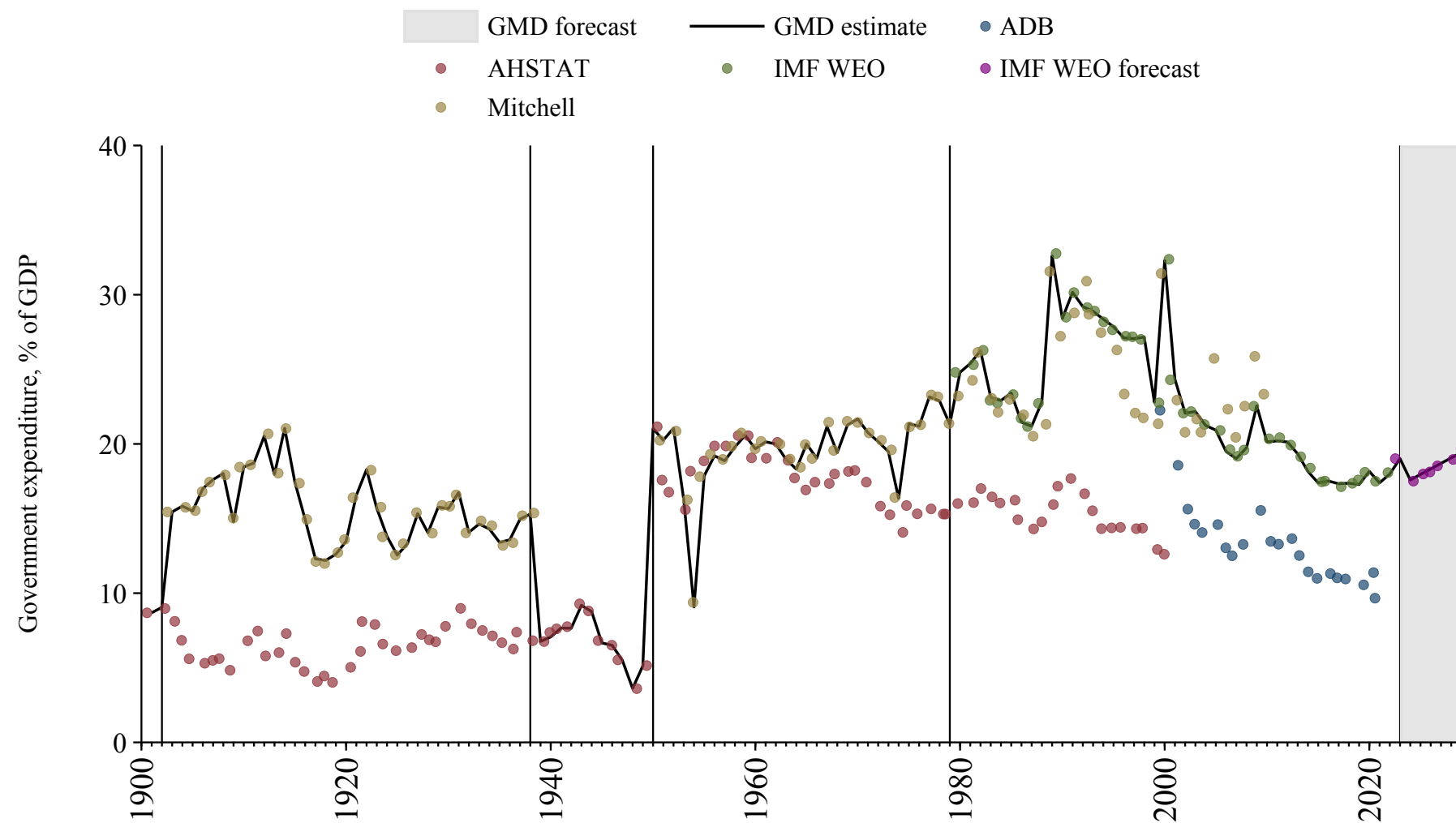
Syria

Source	Time span	Notes
Mitchell (2013)	1964 - 1989	Spliced using overlapping data in 1990.
WEO (2024a)	1990 - 2008	Spliced using overlapping data in 2009.
Mitchell (2013)	2009 - 2010	Spliced using overlapping data in 2011.



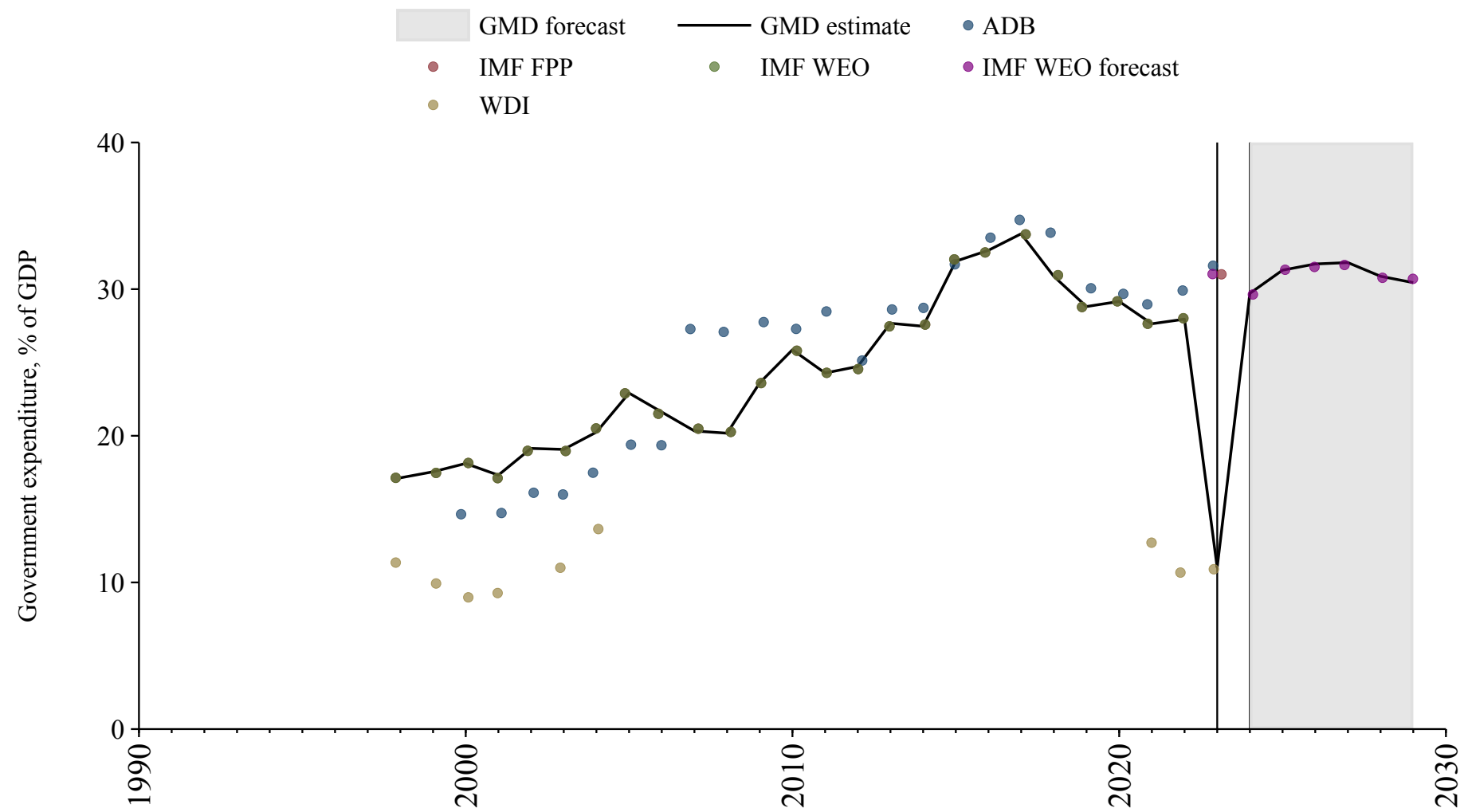
Taiwan

Source	Time span	Notes
Institute of Economic Research, Hitotsubashi University (2008)	1901 - 1902	Spliced using overlapping data in 1903.
Mitchell (2013)	1903 - 1938	Spliced using overlapping data in 1939.
Institute of Economic Research, Hitotsubashi University (2008)	1939 - 1950	Spliced using overlapping data in 1951.
Mitchell (2013)	1951 - 1979	Spliced using overlapping data in 1980.
WEO (2024a)	1980 - 2022	Baseline source, overlaps with base year 2018.
WEO (2024b)	2023 - 2029	Spliced using overlapping data in 2030.



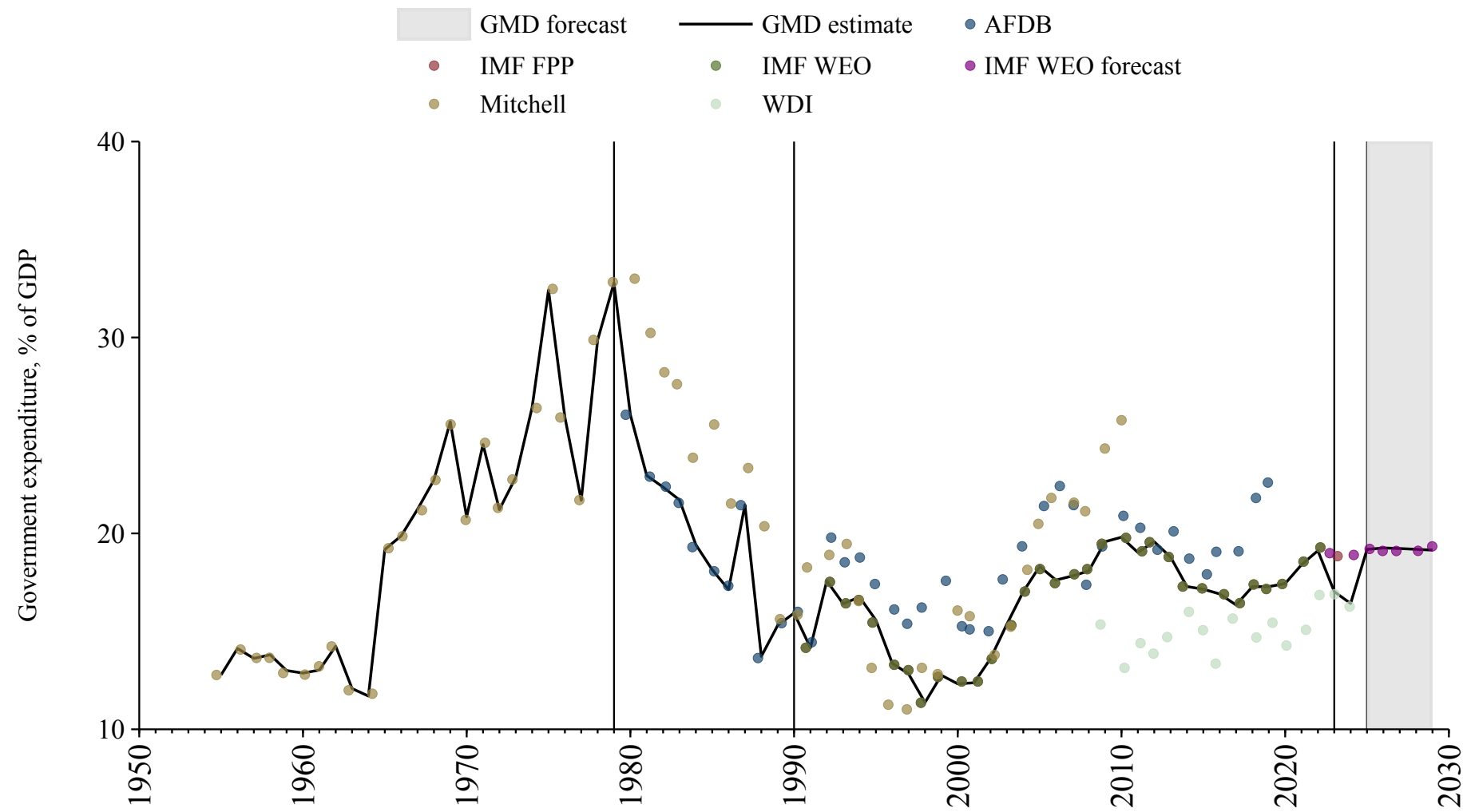
Tajikistan

Source	Time span	Notes
WEO (2024a)	1998 - 2022	Baseline source, overlaps with base year 2018.
World Bank (2024)	2023 - 2023	Spliced using overlapping data in 2024.
WEO (2024b)	2024 - 2029	Spliced using overlapping data in 2030.



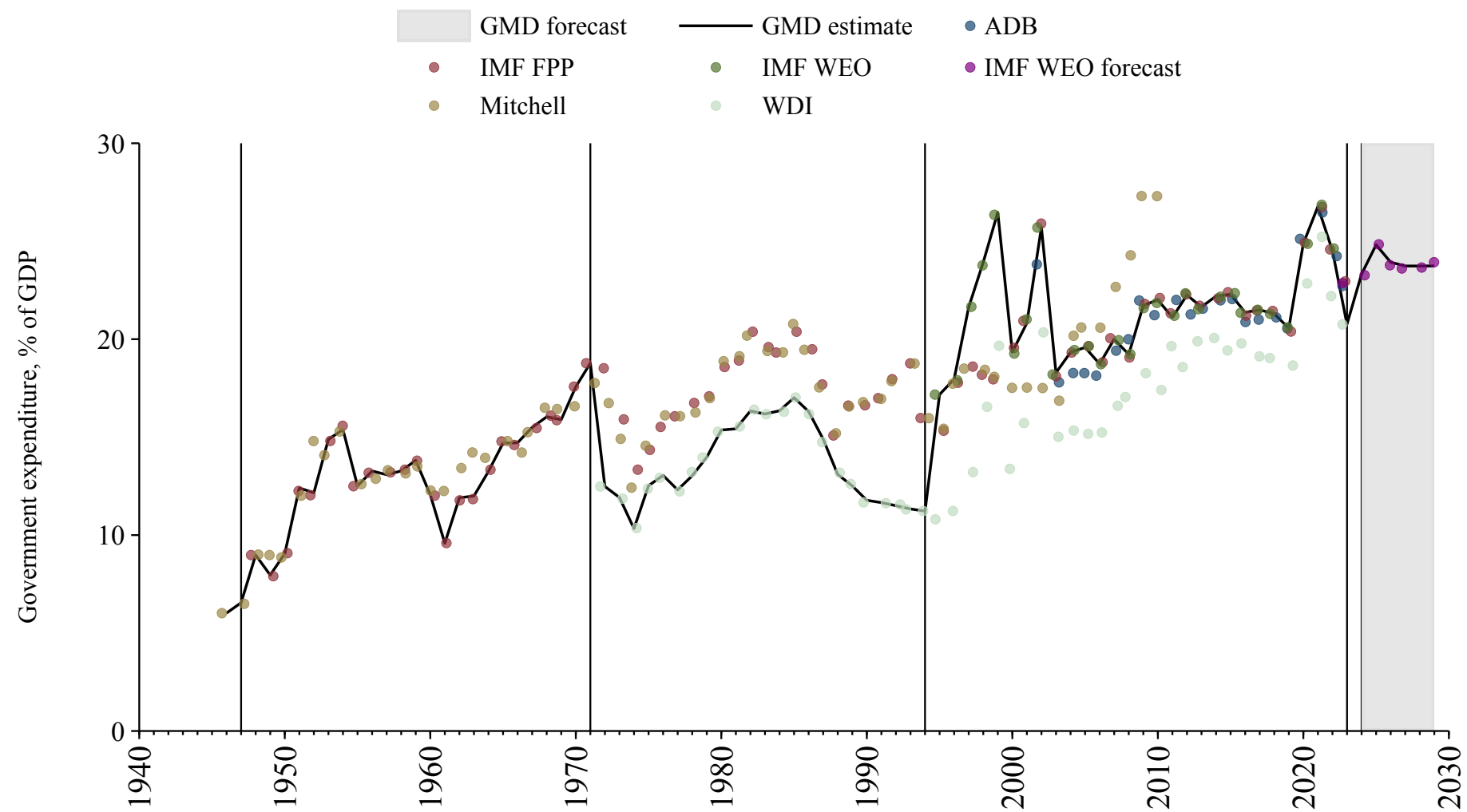
Tanzania

Source	Time span	Notes
Mitchell (2013)	1955 - 1979	Spliced using overlapping data in 1980.
Bank (2024)	1980 - 1990	Spliced using overlapping data in 1991.
WEO (2024a)	1991 - 2022	Baseline source, overlaps with base year 2018.
World Bank (2024)	2023 - 2024	Spliced using overlapping data in 2025.
WEO (2024b)	2025 - 2029	Spliced using overlapping data in 2030.



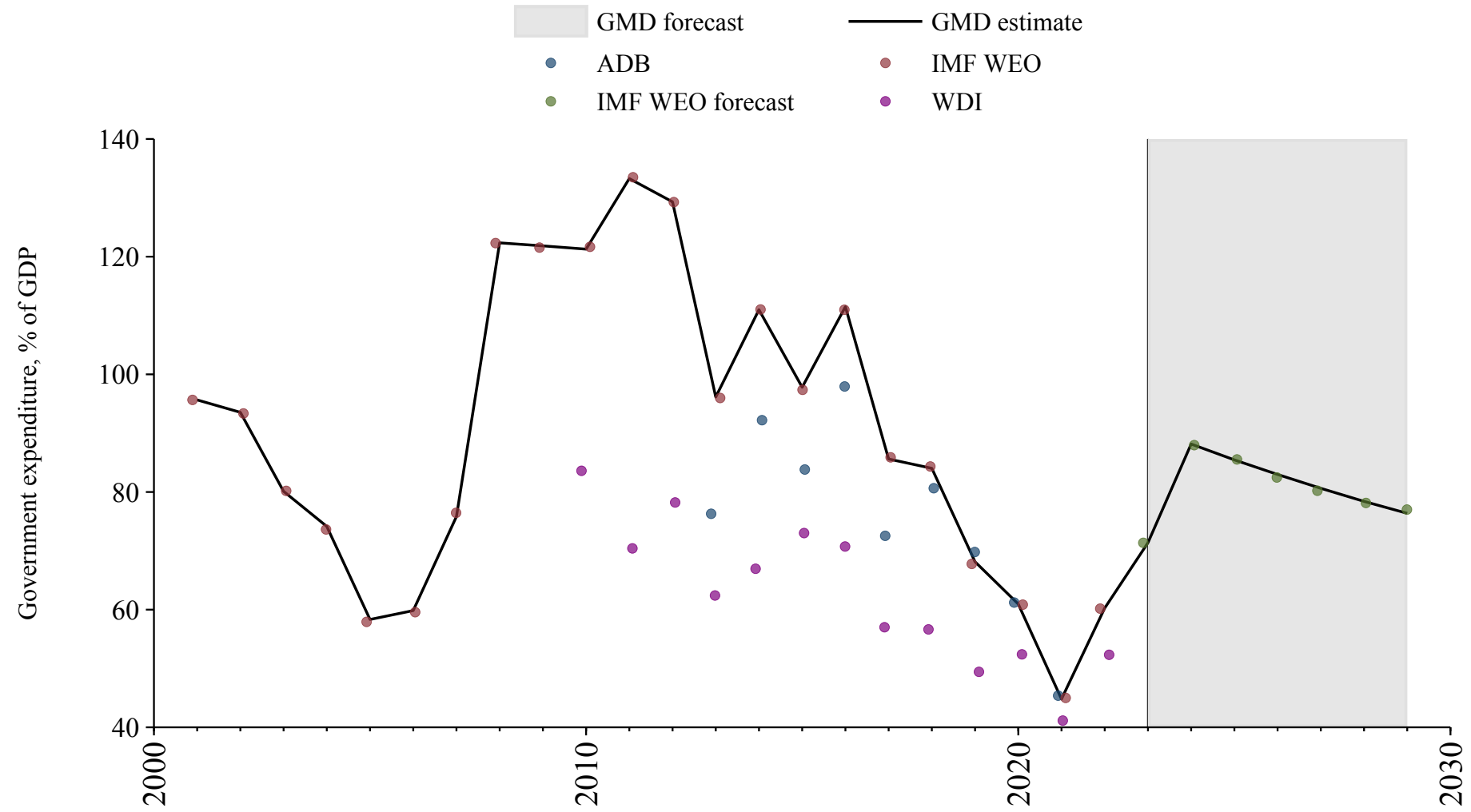
Thailand

Source	Time span	Notes
Mitchell (2013)	1946 - 1947	Spliced using overlapping data in 1948.
Mauro et al. (2015)	1948 - 1971	Spliced using overlapping data in 1972.
World Bank (2024)	1972 - 1994	Spliced using overlapping data in 1995.
WEO (2024a)	1995 - 2022	Baseline source, overlaps with base year 2018.
World Bank (2024)	2023 - 2023	Spliced using overlapping data in 2024.
WEO (2024b)	2024 - 2029	Spliced using overlapping data in 2030.



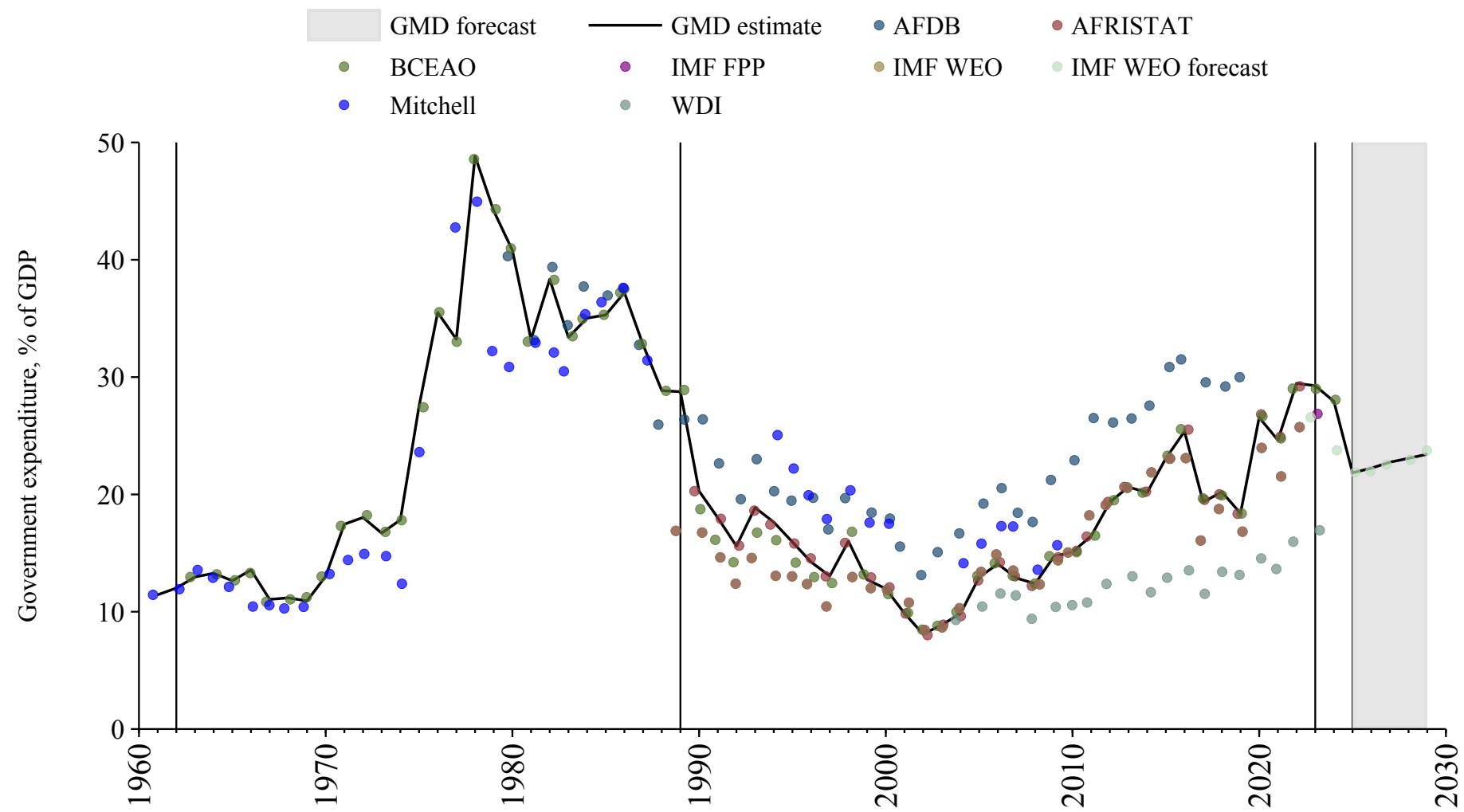
Timor-Leste

Source	Time span	Notes
WEO (2024a)	2001 - 2022	Baseline source, overlaps with base year 2018.
WEO (2024b)	2023 - 2029	Spliced using overlapping data in 2030.



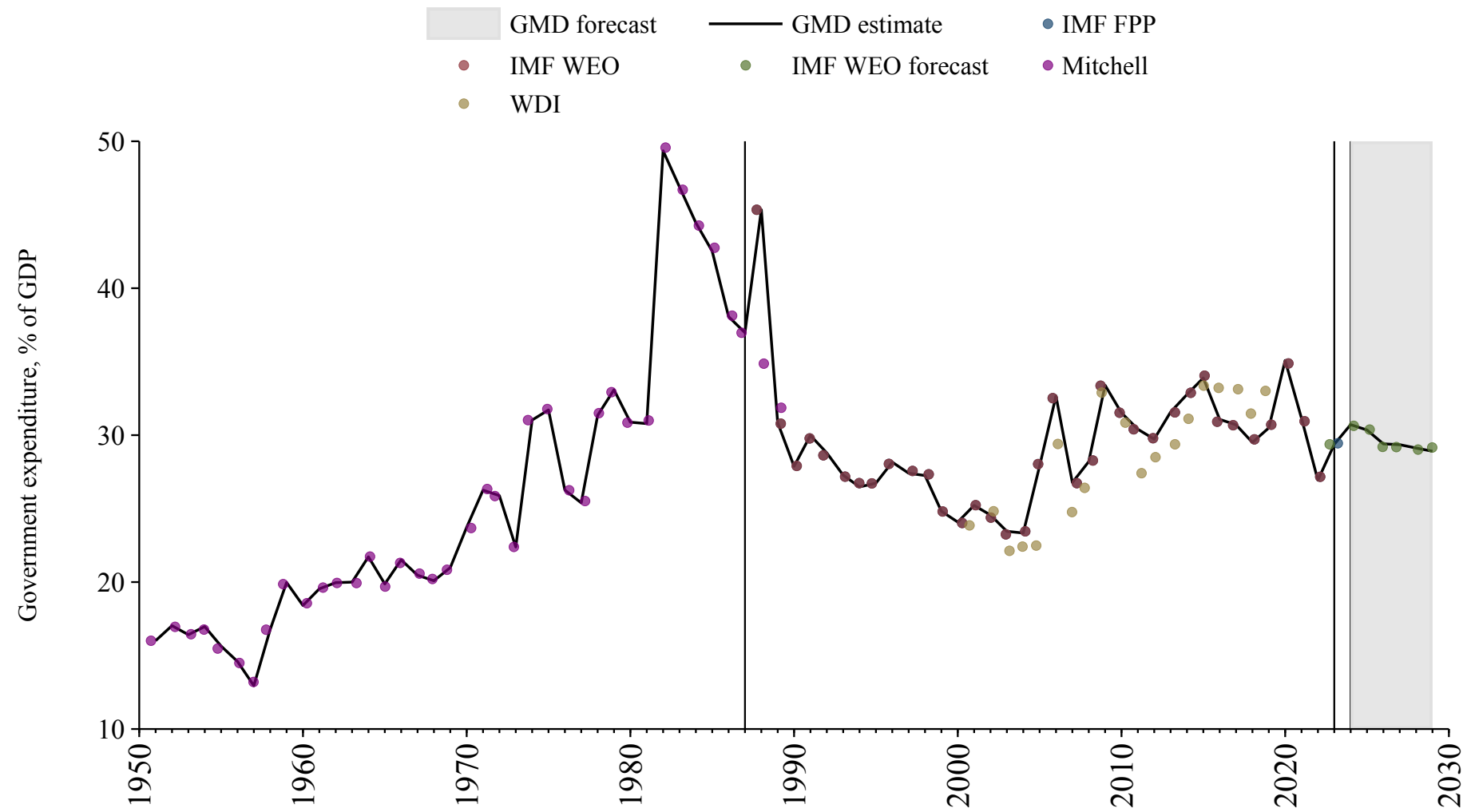
Togo

Source	Time span	Notes
Mitchell (2013)	1961 - 1962	Spliced using overlapping data in 1963.
Banque centrale des États de l'Afrique de l'Ouest (2024)	1963 - 1989	Spliced using overlapping data in 1990.
African Union (2024)	1990 - 2022	Baseline source, overlaps with base year 2018.
Banque centrale des États de l'Afrique de l'Ouest (2024)	2023 - 2024	Spliced using overlapping data in 2025.
WEO (2024b)	2025 - 2029	Spliced using overlapping data in 2030.



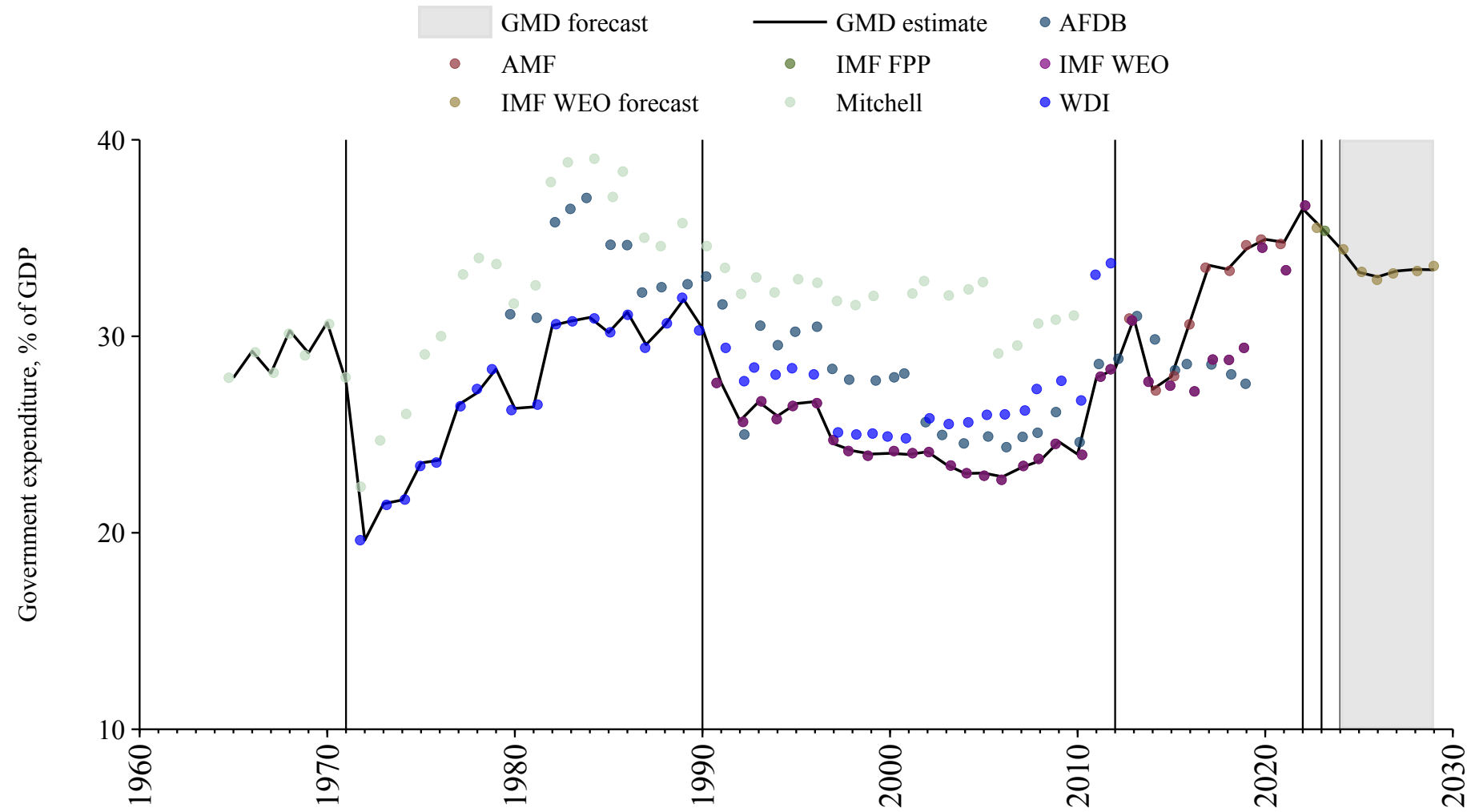
Trinidad and Tobago

Source	Time span	Notes
Mitchell (2013)	1951 - 1987	Spliced using overlapping data in 1988.
WEO (2024a)	1988 - 2022	Baseline source, overlaps with base year 2018.
Mauro et al. (2015)	2023 - 2023	Spliced using overlapping data in 2024.
WEO (2024b)	2024 - 2029	Spliced using overlapping data in 2030.



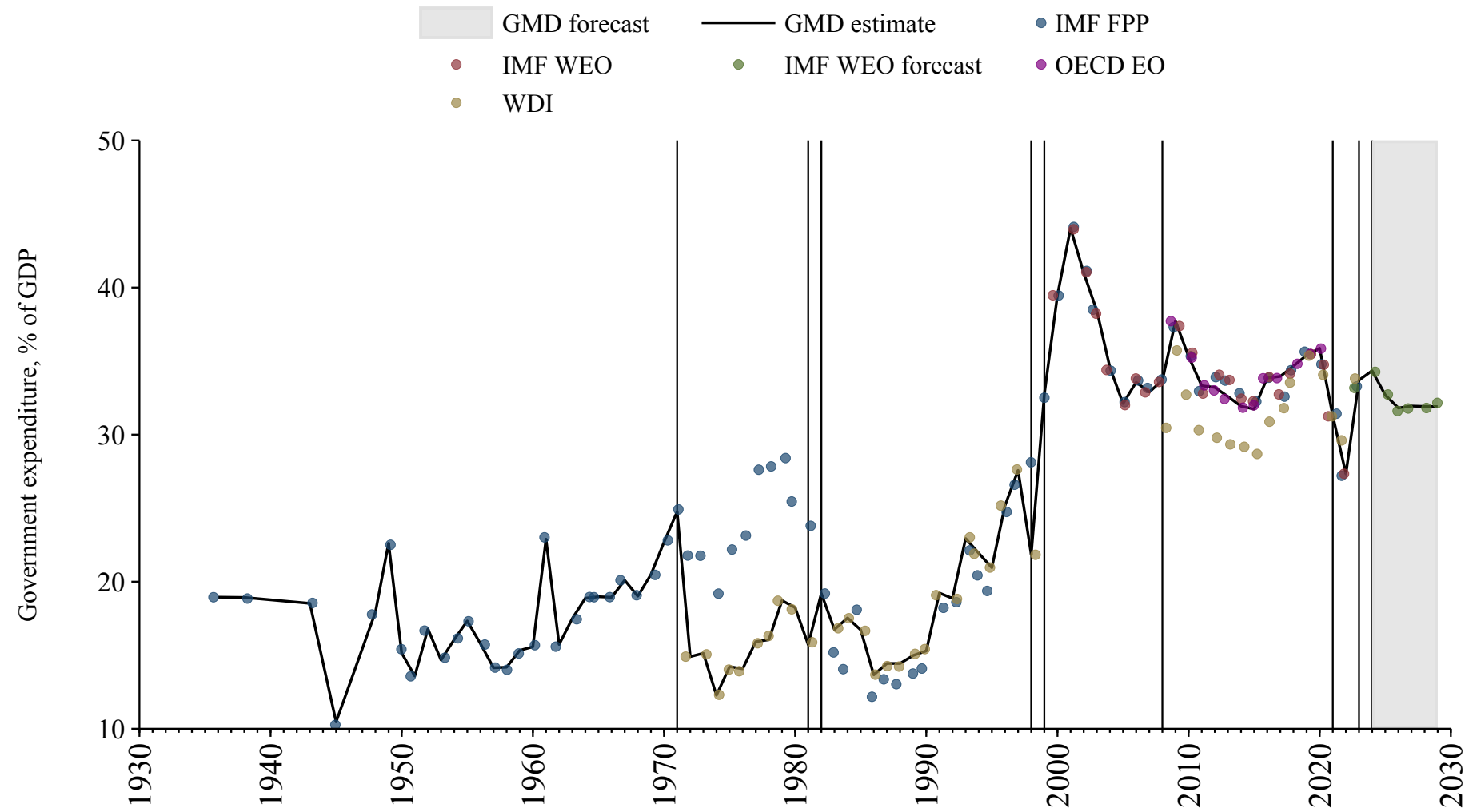
Tunisia

Source	Time span	Notes
Mitchell (2013)	1965 - 1971	Spliced using overlapping data in 1972.
World Bank (2024)	1972 - 1990	Spliced using overlapping data in 1991.
WEO (2024a)	1991 - 2012	Spliced using overlapping data in 2013.
Arab Monetary Fund (2024)	2013 - 2021	Baseline source, overlaps with base year 2018.
WEO (2024a)	2022 - 2022	Spliced using overlapping data in 2023.
Mauro et al. (2015)	2023 - 2023	Spliced using overlapping data in 2024.
WEO (2024b)	2024 - 2029	Spliced using overlapping data in 2030.



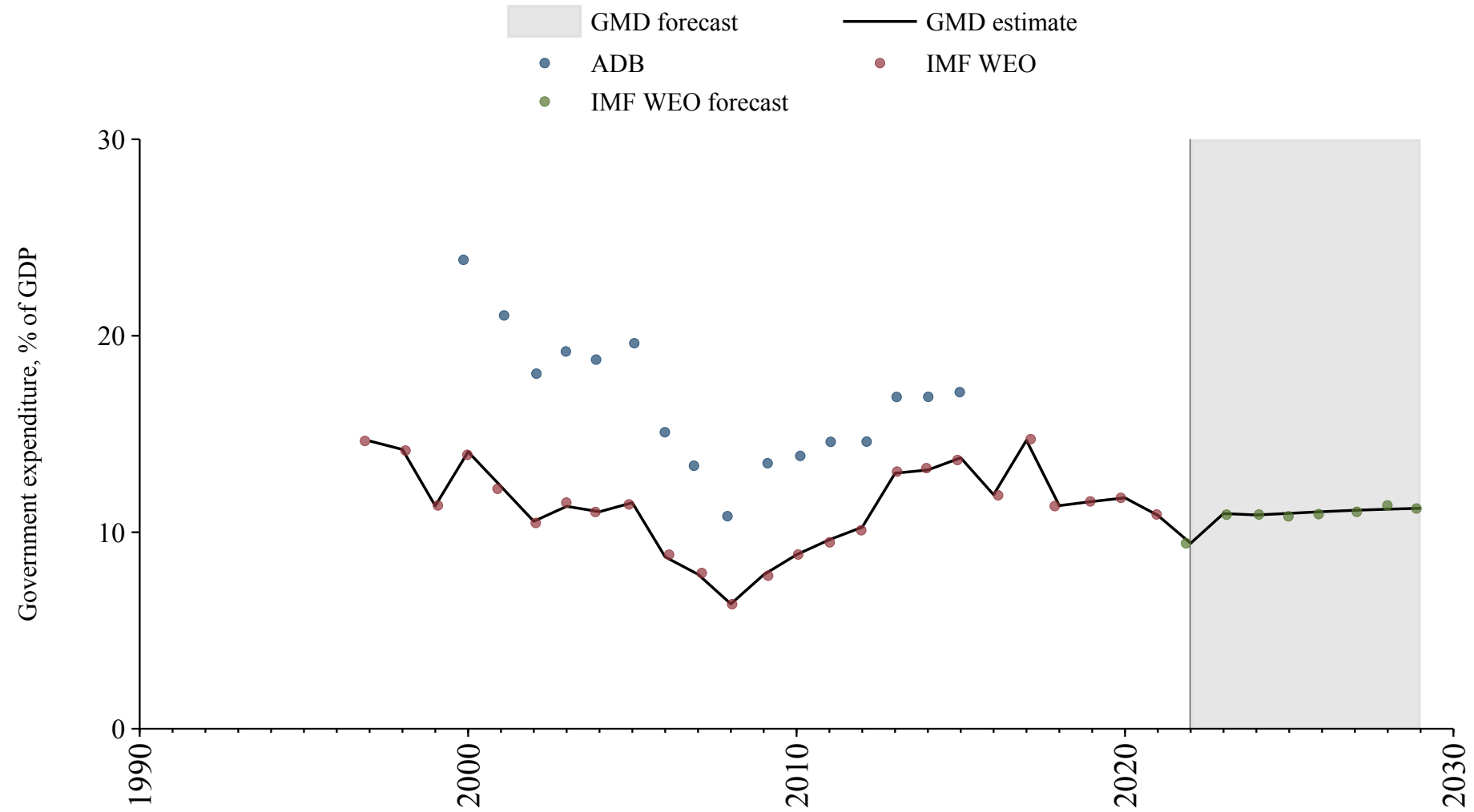
Turkey

Source	Time span	Notes
Mauro et al. (2015)	1936 - 1971	Spliced using overlapping data in 1972.
World Bank (2024)	1972 - 1981	Spliced using overlapping data in 1982.
Mauro et al. (2015)	1982 - 1982	Spliced using overlapping data in 1983.
World Bank (2024)	1983 - 1998	Spliced using overlapping data in 1999.
Mauro et al. (2015)	1999 - 1999	Spliced using overlapping data in 2000.
WEO (2024a)	2000 - 2008	Spliced using overlapping data in 2009.
OECD Economic Outlook (2024)	2009 - 2020	Baseline source, overlaps with base year 2018.
WEO (2024a)	2021 - 2022	Spliced using overlapping data in 2023.
World Bank (2024)	2023 - 2023	Spliced using overlapping data in 2024.
WEO (2024b)	2024 - 2029	Spliced using overlapping data in 2030.



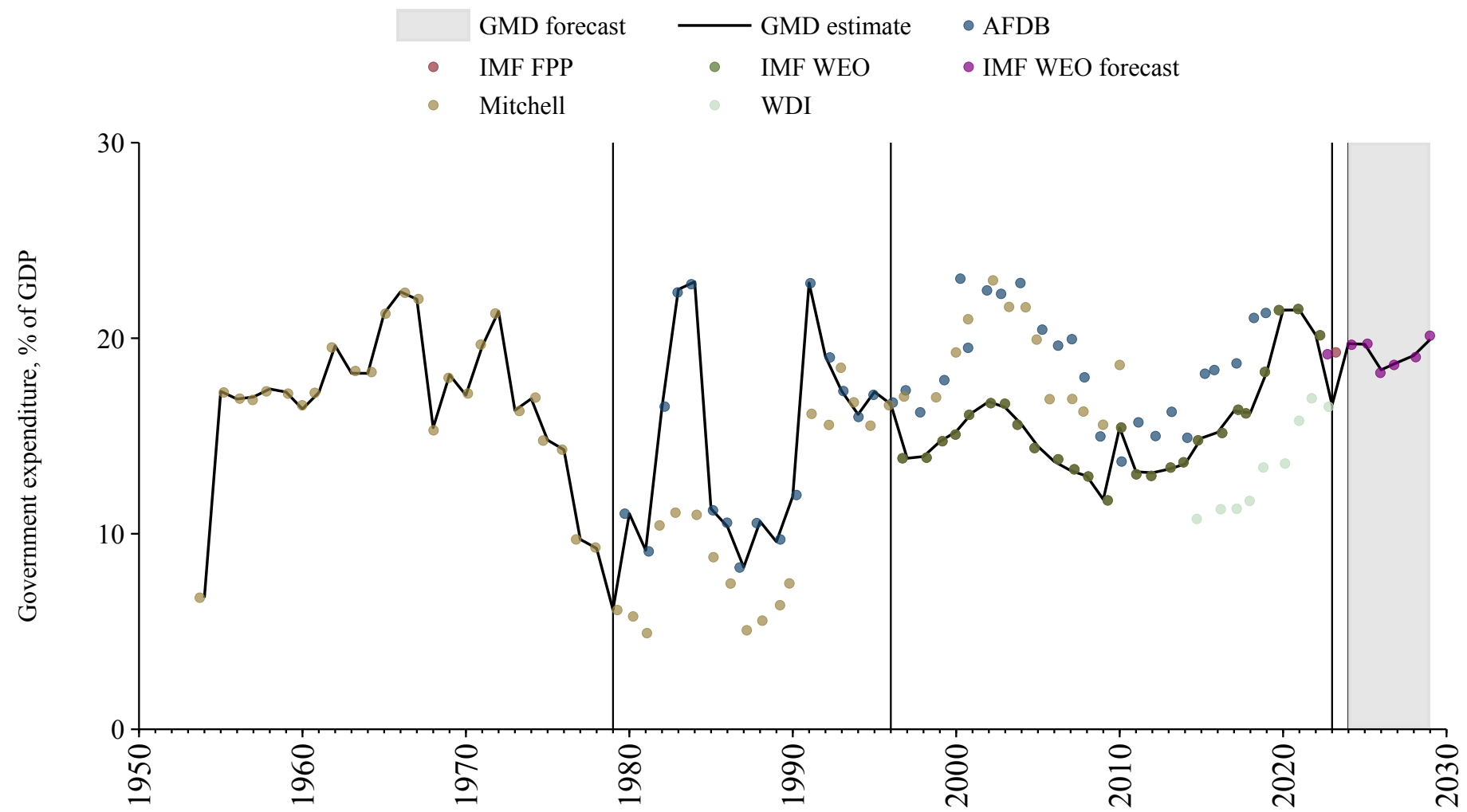
Turkmenistan

Source	Time span	Notes
WEO (2024a)	1997 - 2021	Baseline source, overlaps with base year 2018.
WEO (2024b)	2022 - 2029	Spliced using overlapping data in 2030.



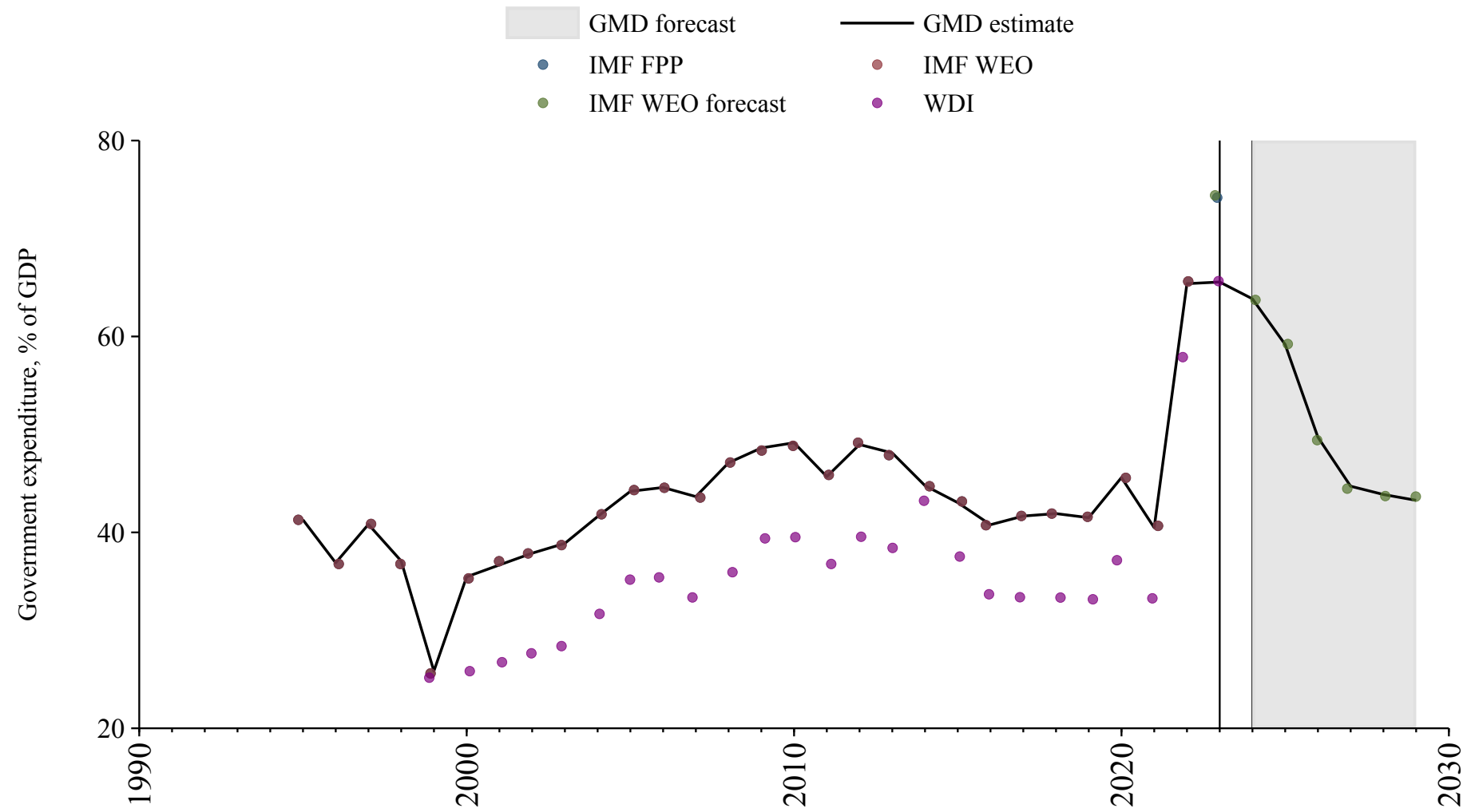
Uganda

Source	Time span	Notes
Mitchell (2013)	1954 - 1979	Spliced using overlapping data in 1980.
Bank (2024)	1980 - 1996	Spliced using overlapping data in 1997.
WEO (2024a)	1997 - 2022	Baseline source, overlaps with base year 2018.
World Bank (2024)	2023 - 2023	Spliced using overlapping data in 2024.
WEO (2024b)	2024 - 2029	Spliced using overlapping data in 2030.



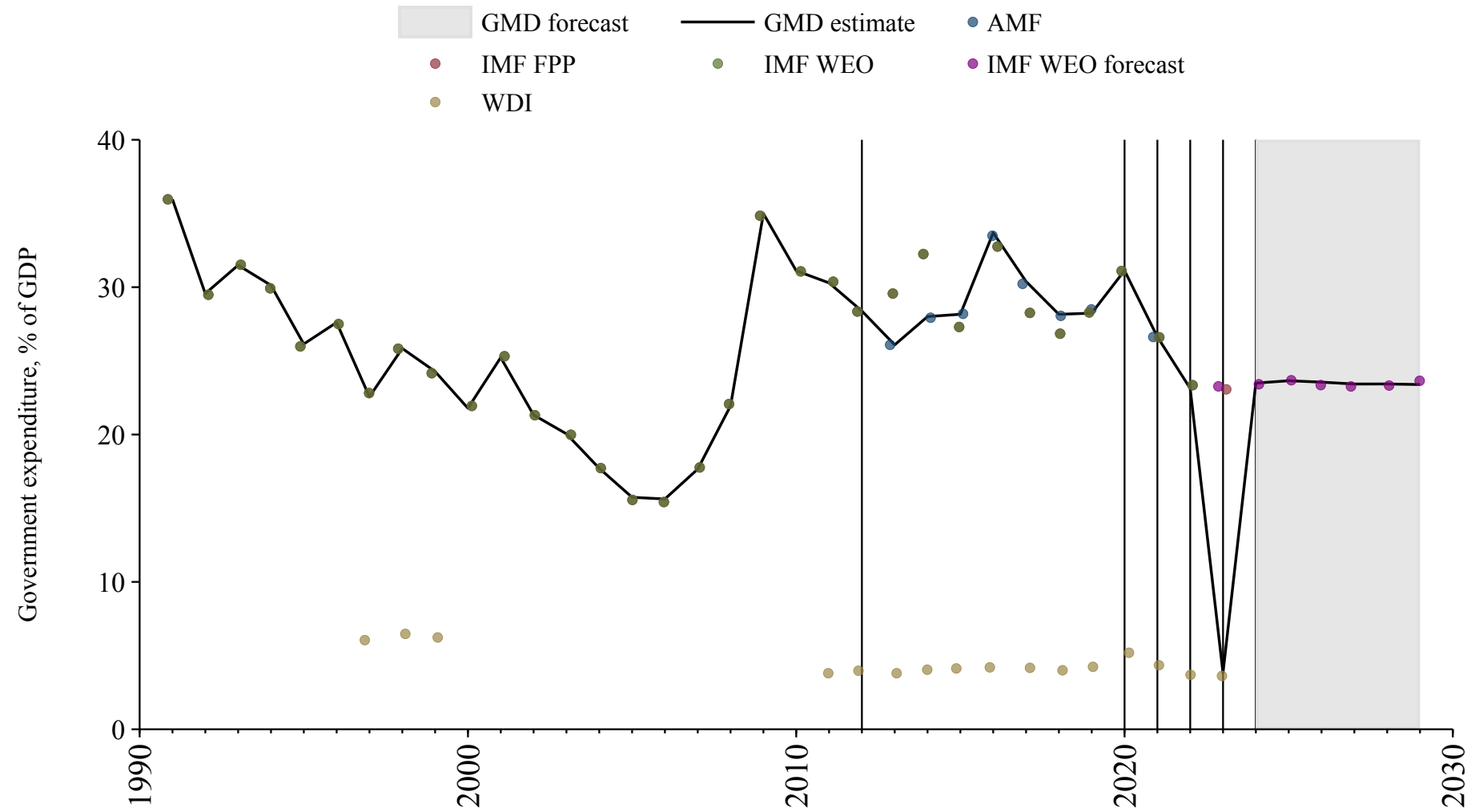
Ukraine

Source	Time span	Notes
WEO (2024a)	1995 - 2022	Baseline source, overlaps with base year 2018.
World Bank (2024)	2023 - 2023	Spliced using overlapping data in 2024.
WEO (2024b)	2024 - 2029	Spliced using overlapping data in 2020.



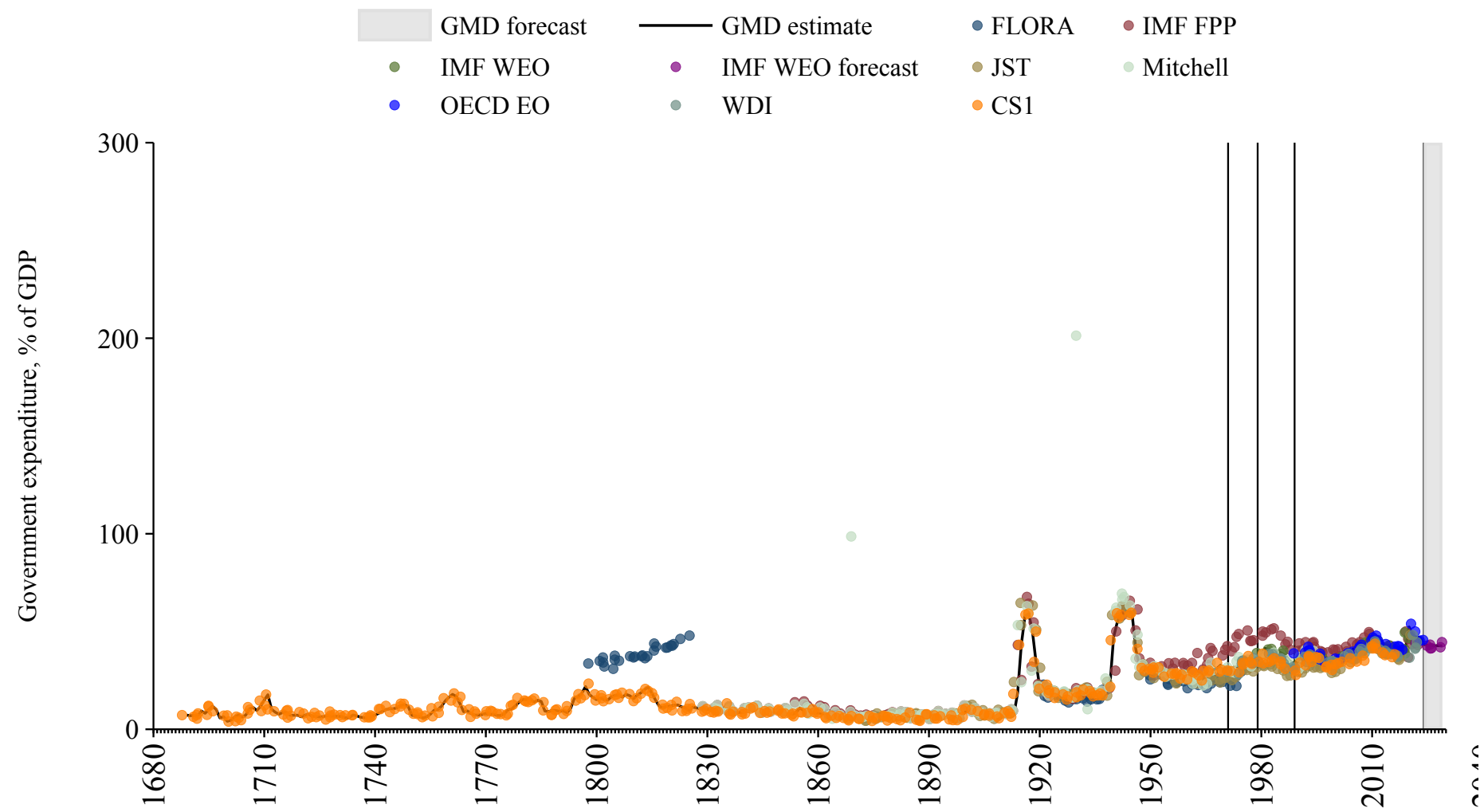
United Arab Emirates

Source	Time span	Notes
WEO (2024a)	1991 - 2012	Spliced using overlapping data in 2013.
Arab Monetary Fund (2024)	2013 - 2019	Baseline source, overlaps with base year 2018.
WEO (2024a)	2020 - 2020	Spliced using overlapping data in 2021.
Arab Monetary Fund (2024)	2021 - 2021	Spliced using overlapping data in 2022.
WEO (2024a)	2022 - 2022	Spliced using overlapping data in 2023.
World Bank (2024)	2023 - 2023	Spliced using overlapping data in 2024.
WEO (2024b)	2024 - 2029	Spliced using overlapping data in 2030.



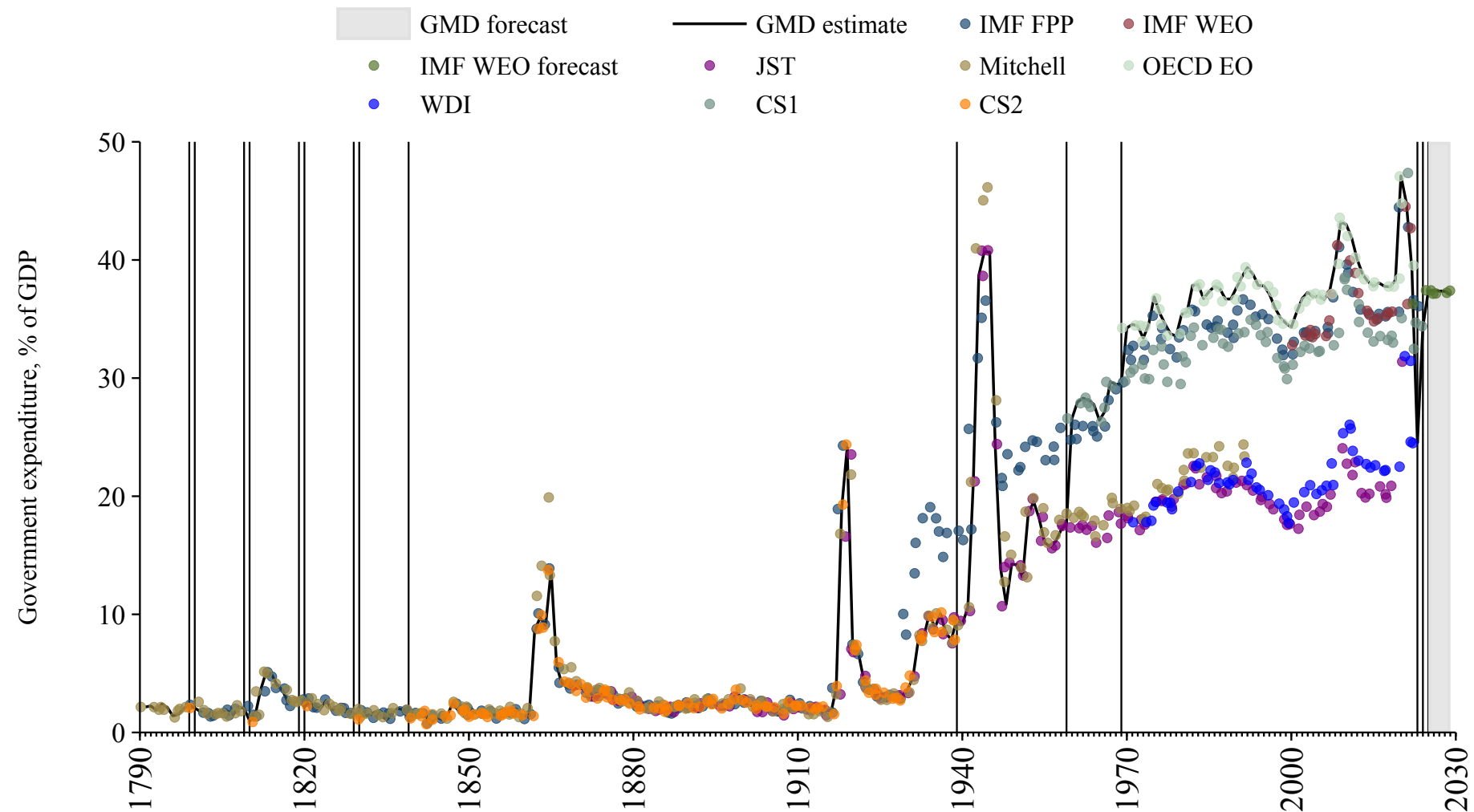
United Kingdom

Source	Time span	Notes
Thomas and Dimsdale (2017)	1689 - 1971	Spliced using overlapping data in 1972.
World Bank (2024)	1972 - 1979	Spliced using overlapping data in 1980.
WEO (2024a)	1980 - 1989	Spliced using overlapping data in 1990.
OECD Economic Outlook (2024)	1990 - 2023	Baseline source, overlaps with base year 2018.
WEO (2024b)	2024 - 2029	Spliced using overlapping data in 2030.



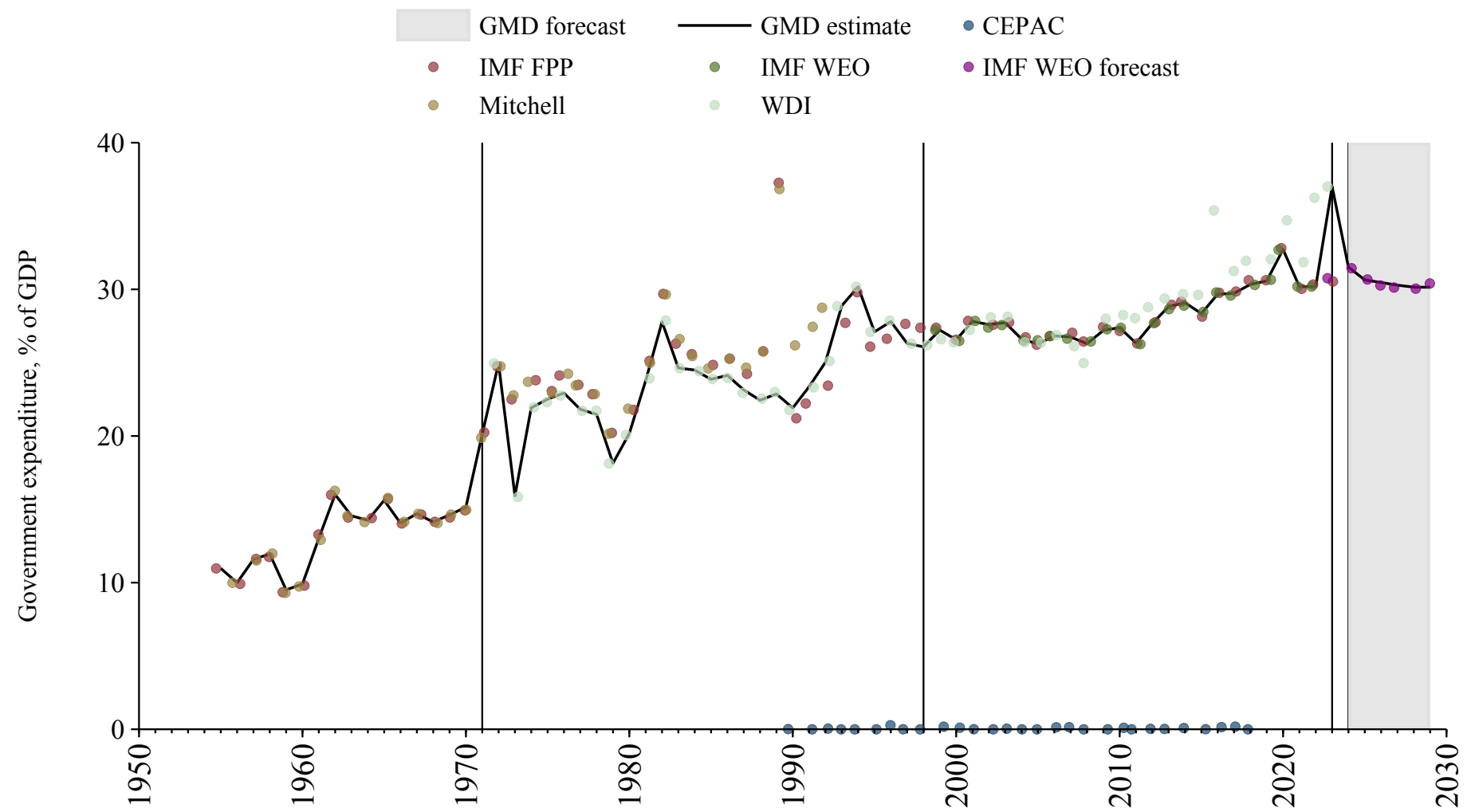
United States

Source	Time span	Notes
Mitchell (2013)	1791 - 1799	Spliced using overlapping data in 1800.
Carter et al. (2006)	1800 - 1800	Spliced using overlapping data in 1801.
Mauro et al. (2015)	1801 - 1809	Spliced using overlapping data in 1810.
Carter et al. (2006)	1810 - 1810	Spliced using overlapping data in 1811.
Mauro et al. (2015)	1811 - 1819	Spliced using overlapping data in 1820.
Carter et al. (2006)	1820 - 1820	Spliced using overlapping data in 1821.
Mauro et al. (2015)	1821 - 1829	Spliced using overlapping data in 1830.
Carter et al. (2006)	1830 - 1830	Spliced using overlapping data in 1831.
Mauro et al. (2015)	1831 - 1839	Spliced using overlapping data in 1840.
Carter et al. (2006)	1840 - 1939	Spliced using overlapping data in 1940.
Jordà et al. (2017)	1940 - 1959	Spliced using overlapping data in 1960.
Federal Reserve Bank of St. Louis (2024)	1960 - 1969	Spliced using overlapping data in 1970.
OECD Economic Outlook (2024)	1970 - 2022	Baseline source, overlaps with base year 2018.
World Bank (2024)	2023 - 2023	Spliced using overlapping data in 2024.
Federal Reserve Bank of St. Louis (2024)	2024 - 2024	Spliced using overlapping data in 2025.
WEO (2024b)	2025 - 2029	Spliced using overlapping data in 2030.



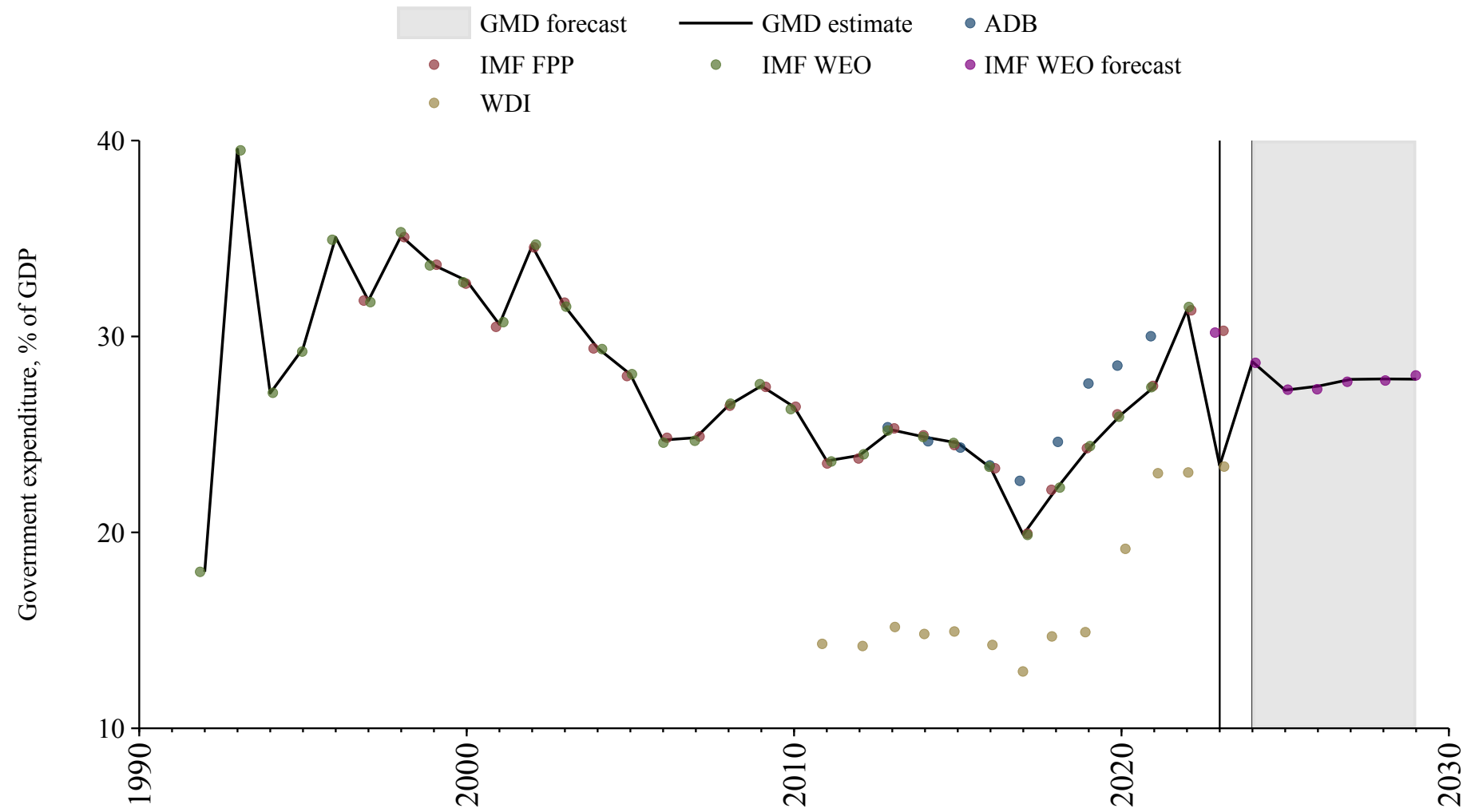
Uruguay

Source	Time span	Notes
Mauro et al. (2015)	1955 - 1971	Spliced using overlapping data in 1972.
World Bank (2024)	1972 - 1998	Spliced using overlapping data in 1999.
WEO (2024a)	1999 - 2022	Baseline source, overlaps with base year 2018.
World Bank (2024)	2023 - 2023	Spliced using overlapping data in 2024.
WEO (2024b)	2024 - 2029	Spliced using overlapping data in 2030.



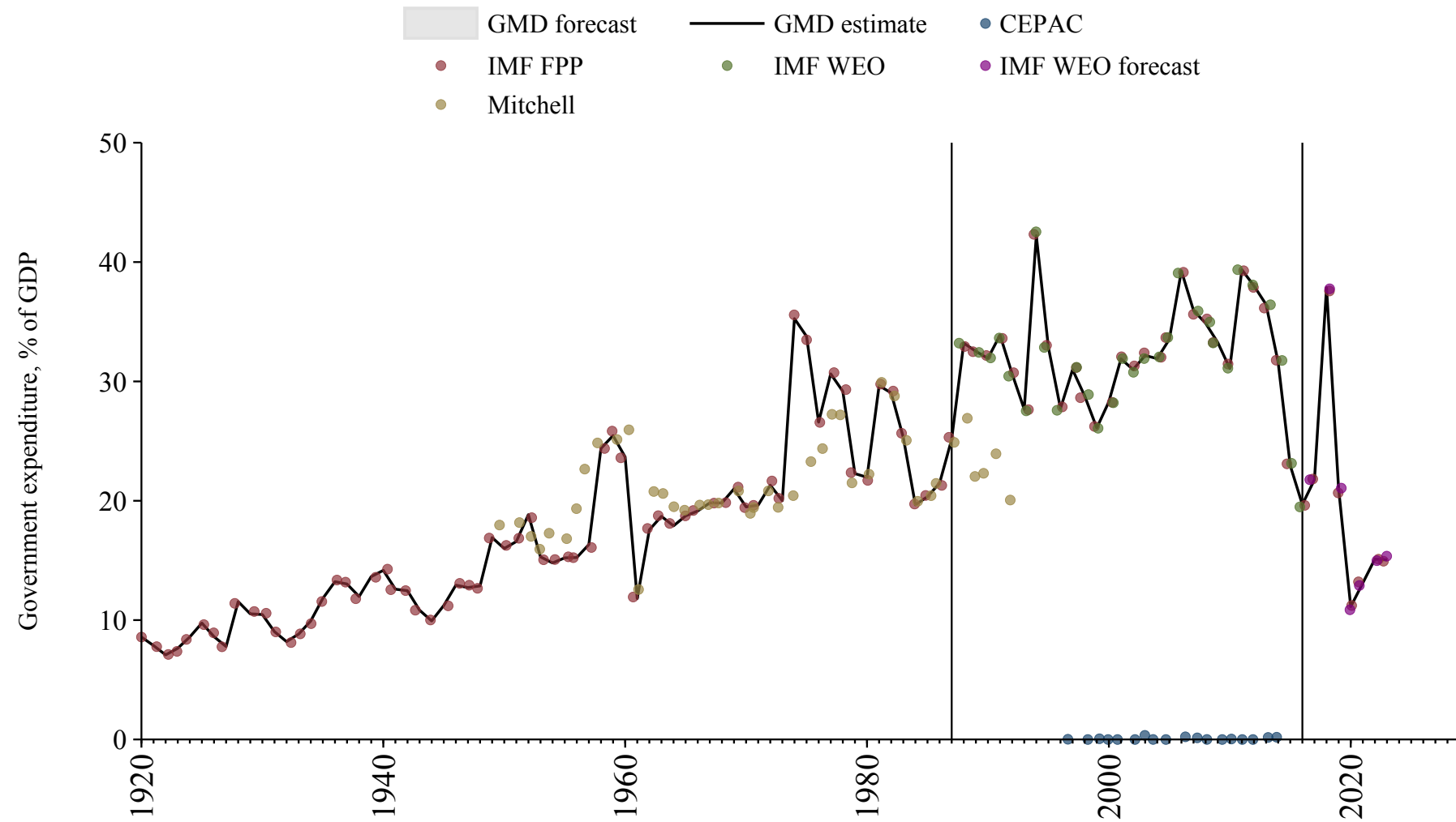
Uzbekistan

Source	Time span	Notes
WEO (2024a)	1992 - 2022	Baseline source, overlaps with base year 2018.
World Bank (2024)	2023 - 2023	Spliced using overlapping data in 2024.
WEO (2024b)	2024 - 2029	Spliced using overlapping data in 2020.



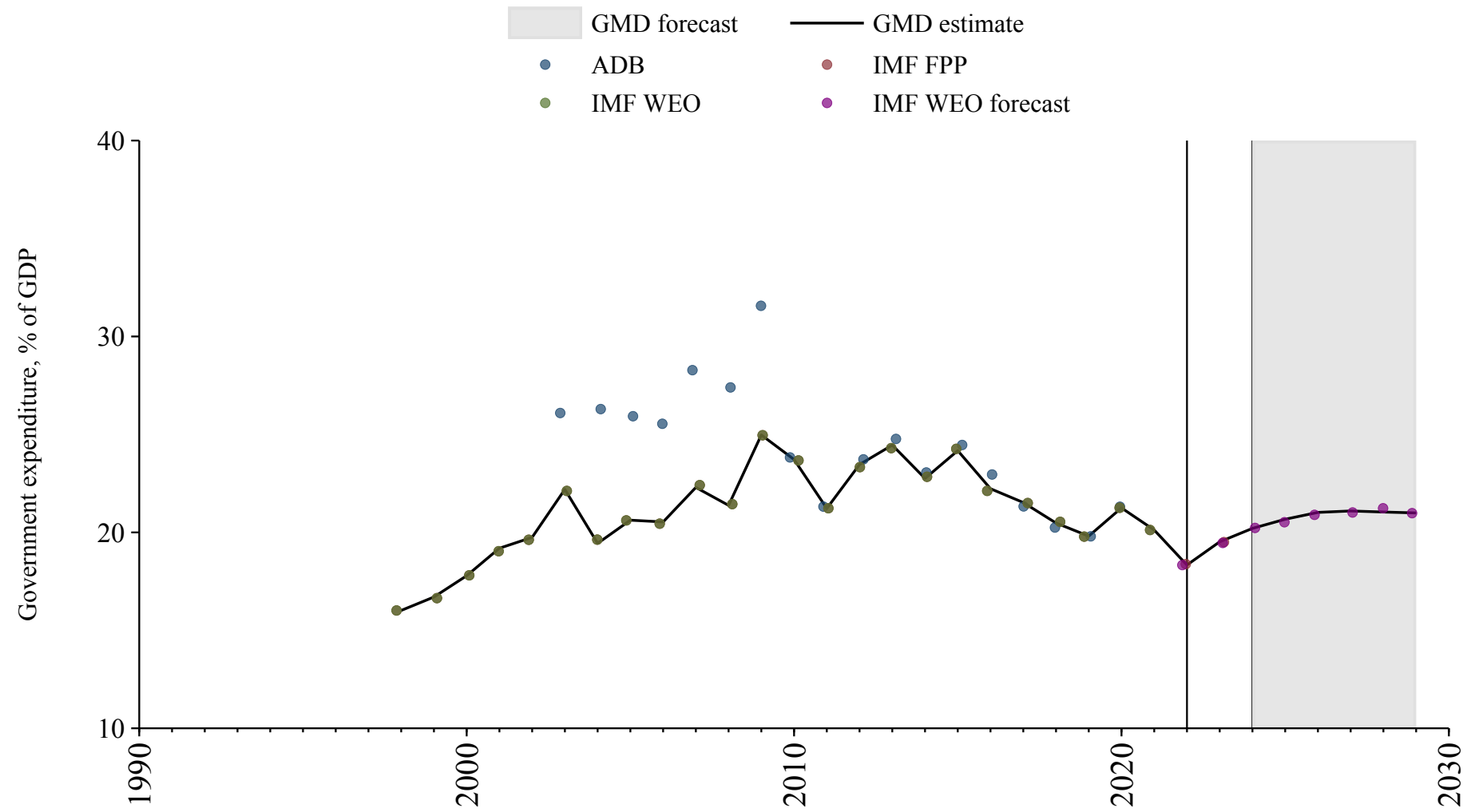
Venezuela

Source	Time span	Notes
Mauro et al. (2015)	1920 - 1987	Spliced using overlapping data in 1988.
WEO (2024a)	1988 - 2016	Spliced using overlapping data in 2017.
Mauro et al. (2015)	2017 - 2023	Baseline source, overlaps with base year 2018.



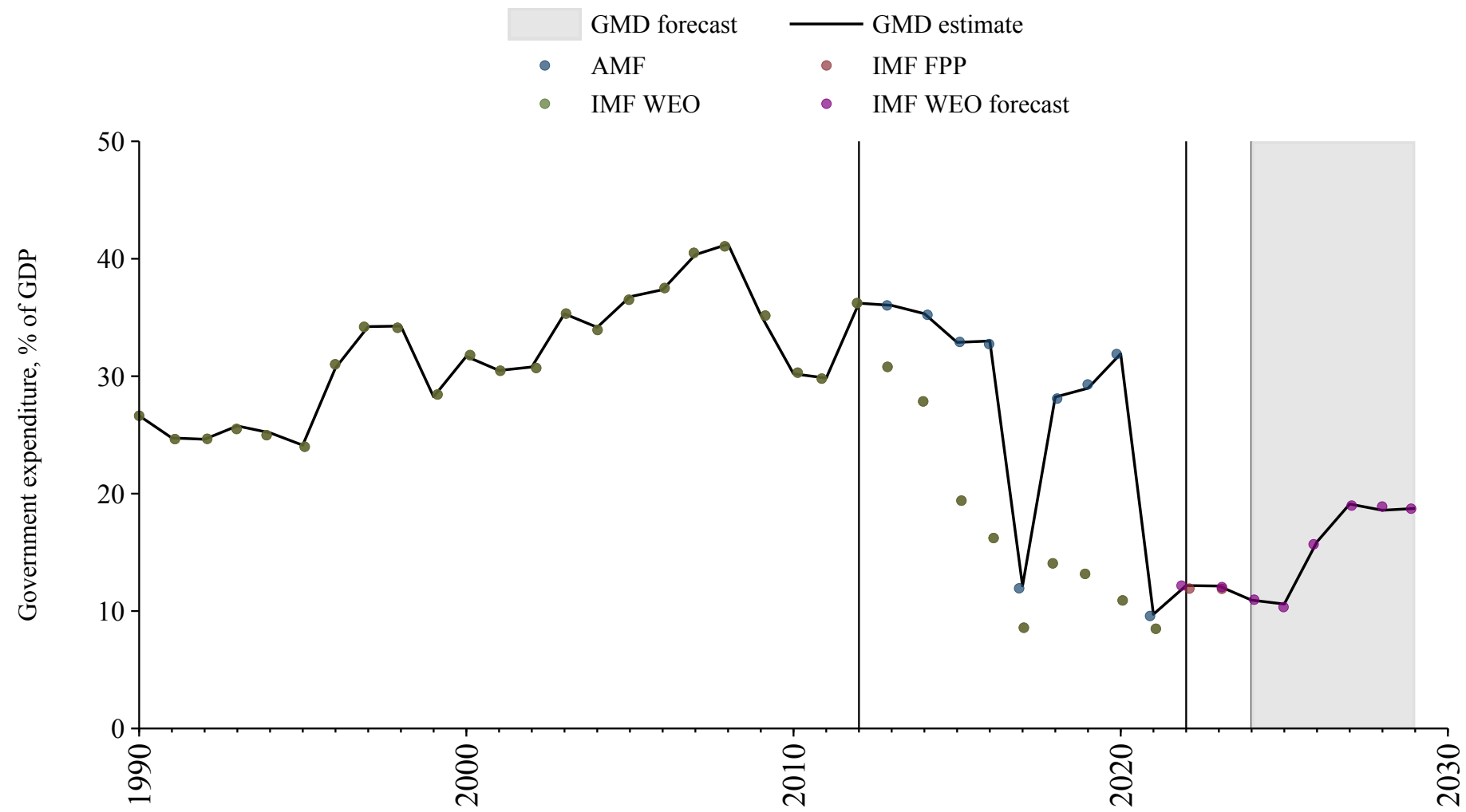
Vietnam

Source	Time span	Notes
WEO (2024a)	1998 - 2021	Baseline source, overlaps with base year 2018.
Mauro et al. (2015)	2022 - 2023	Spliced using overlapping data in 2024.
WEO (2024b)	2024 - 2029	Spliced using overlapping data in 2020.



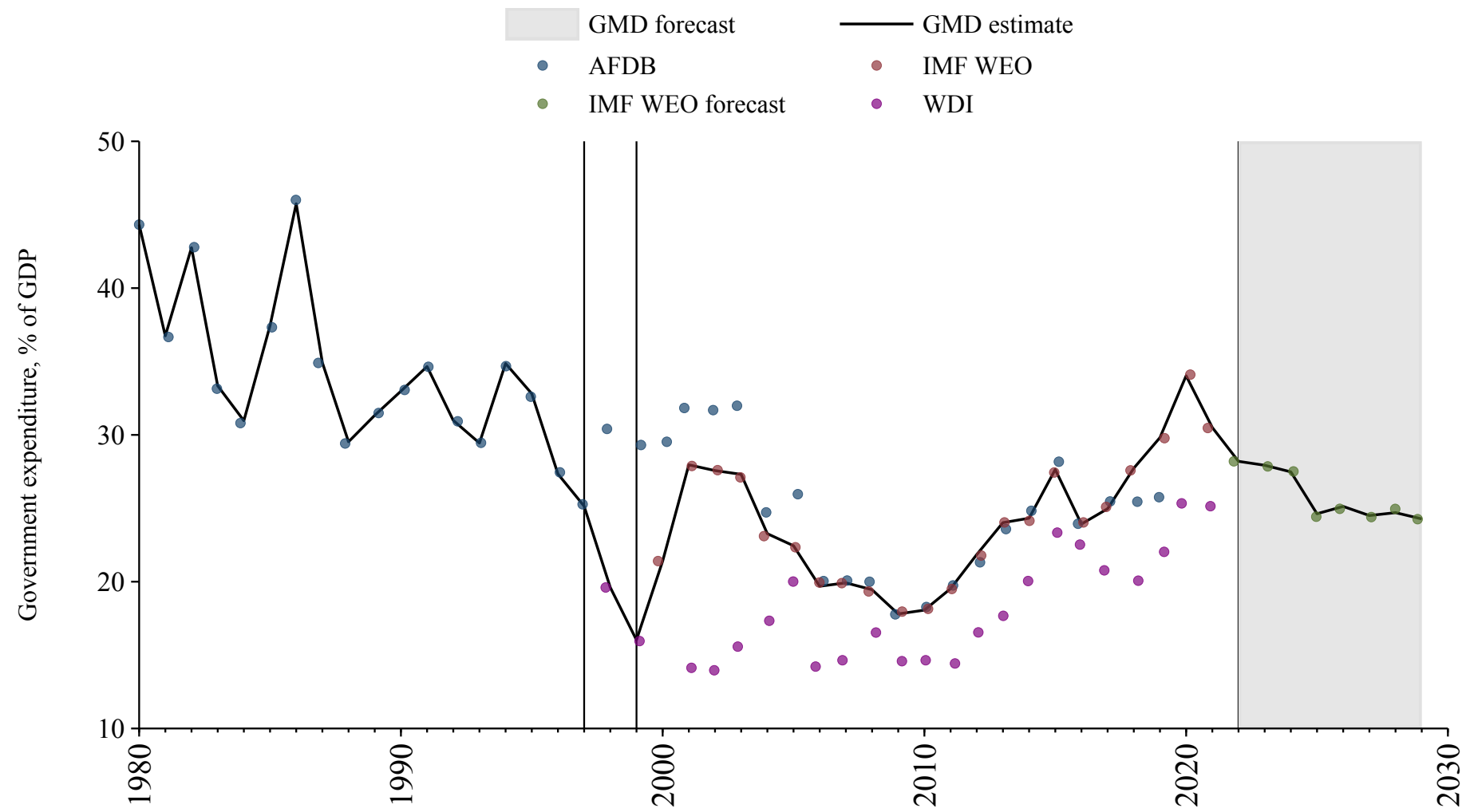
Yemen

Source	Time span	Notes
WEO (2024a)	1990 - 2012	Spliced using overlapping data in 2013.
Arab Monetary Fund (2024)	2013 - 2021	Baseline source, overlaps with base year 2018.
Mauro et al. (2015)	2022 - 2023	Spliced using overlapping data in 2024.
WEO (2024b)	2024 - 2029	Spliced using overlapping data in 2030.



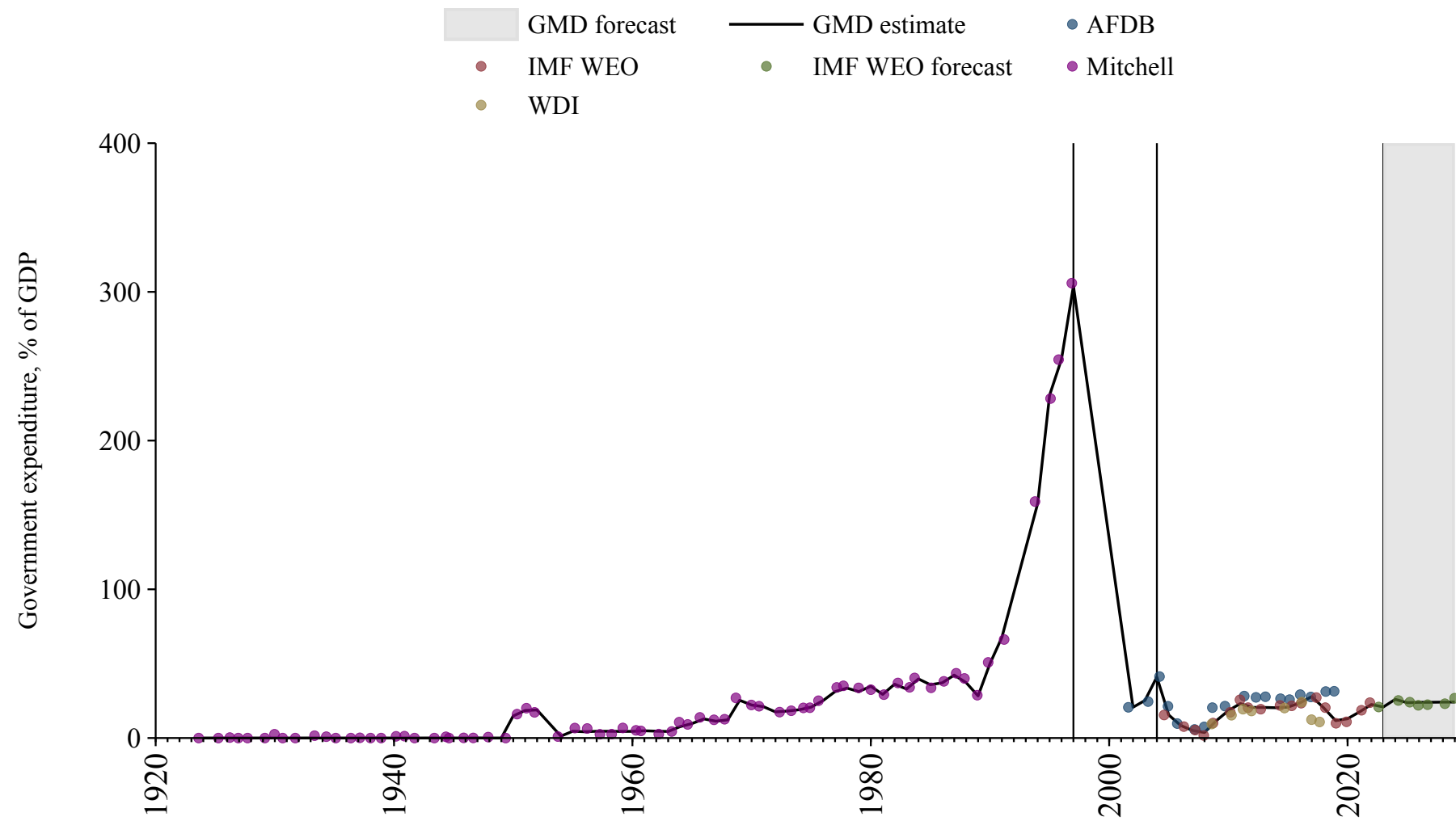
Zambia

Source	Time span	Notes
Bank (2024)	1980 - 1997	Spliced using overlapping data in 1998.
World Bank (2024)	1998 - 1999	Spliced using overlapping data in 2000.
WEO (2024a)	2000 - 2021	Baseline source, overlaps with base year 2018.
WEO (2024b)	2022 - 2029	Spliced using overlapping data in 2030.



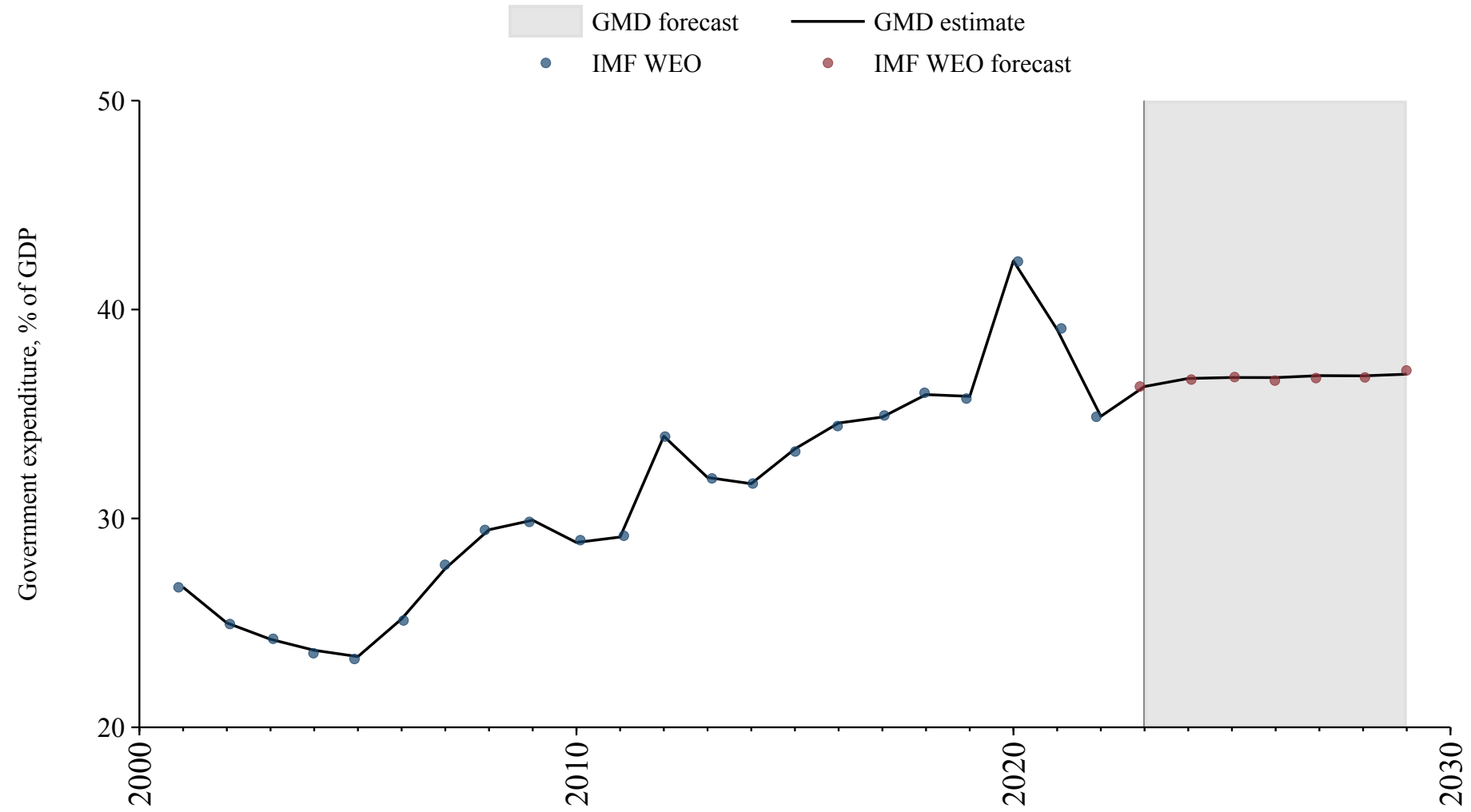
Zimbabwe

Source	Time span	Notes
Mitchell (2013)	1924 - 1997	Spliced using overlapping data in 1998.
Bank (2024)	1998 - 2004	Spliced using overlapping data in 2005.
WEO (2024a)	2005 - 2022	Baseline source, overlaps with base year 2018.
WEO (2024b)	2023 - 2029	Spliced using overlapping data in 2030.



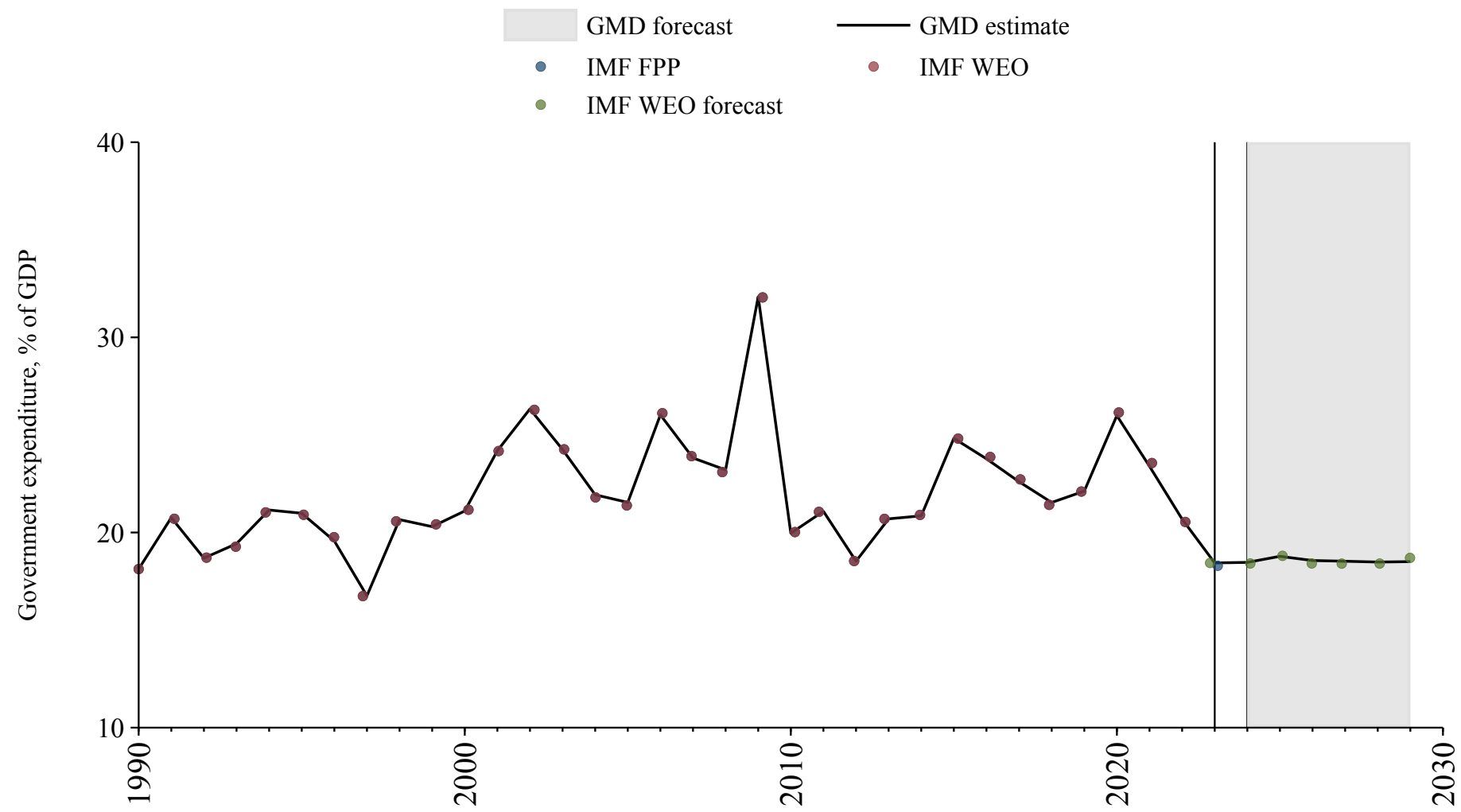
Andorra

Source	Time span	Notes
WEO (2024a)	2001 - 2022	Baseline source, overlaps with base year 2018.
WEO (2024b)	2023 - 2029	Spliced using overlapping data in 2030.



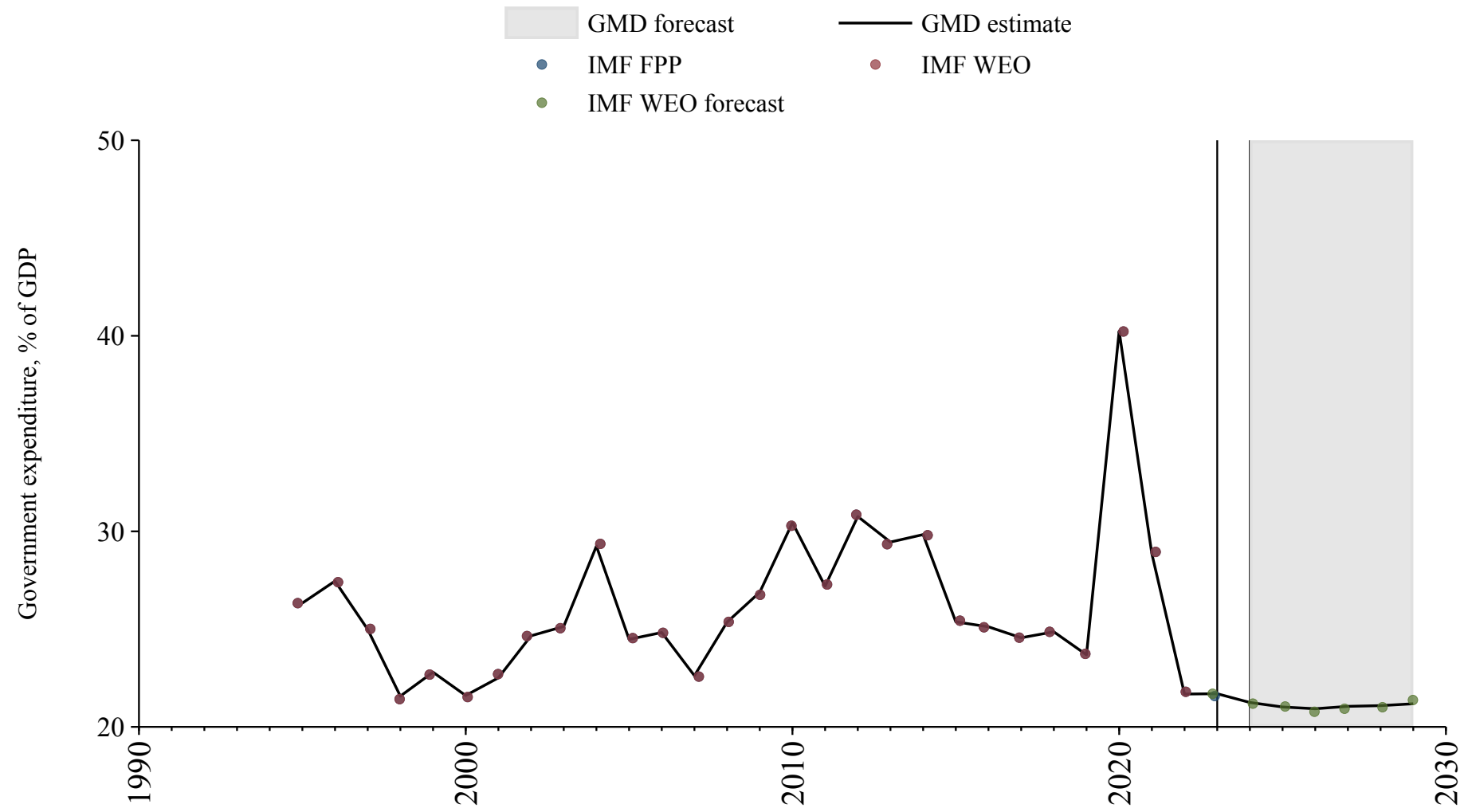
Antigua and Barbuda

Source	Time span	Notes
WEO (2024a)	1990 - 2022	Baseline source, overlaps with base year 2018.
Mauro et al. (2015)	2023 - 2023	Spliced using overlapping data in 2024.
WEO (2024b)	2024 - 2029	Spliced using overlapping data in 2030.



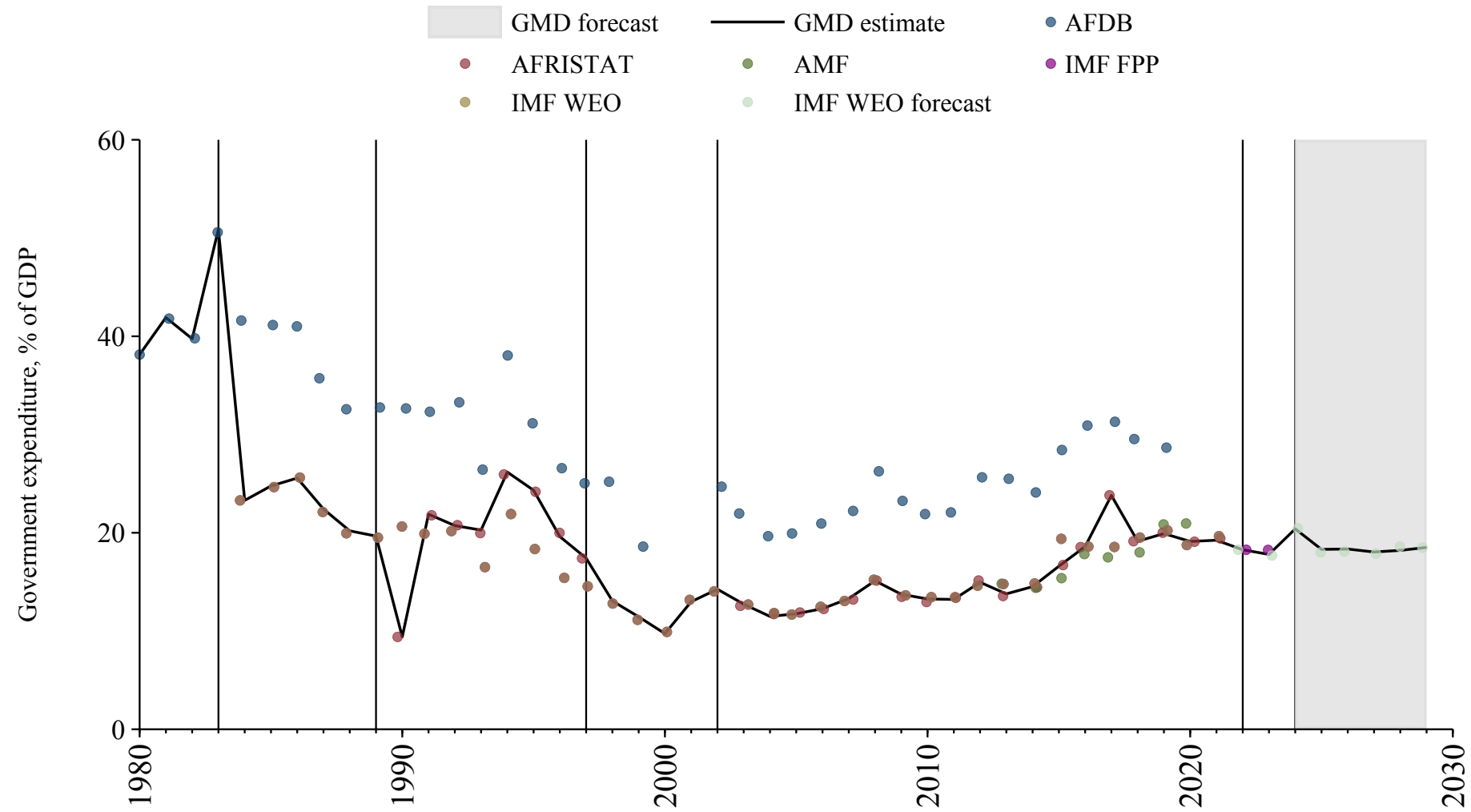
Aruba

Source	Time span	Notes
WEO (2024a)	1995 - 2022	Baseline source, overlaps with base year 2018.
Mauro et al. (2015)	2023 - 2023	Spliced using overlapping data in 2024.
WEO (2024b)	2024 - 2029	Spliced using overlapping data in 2030.



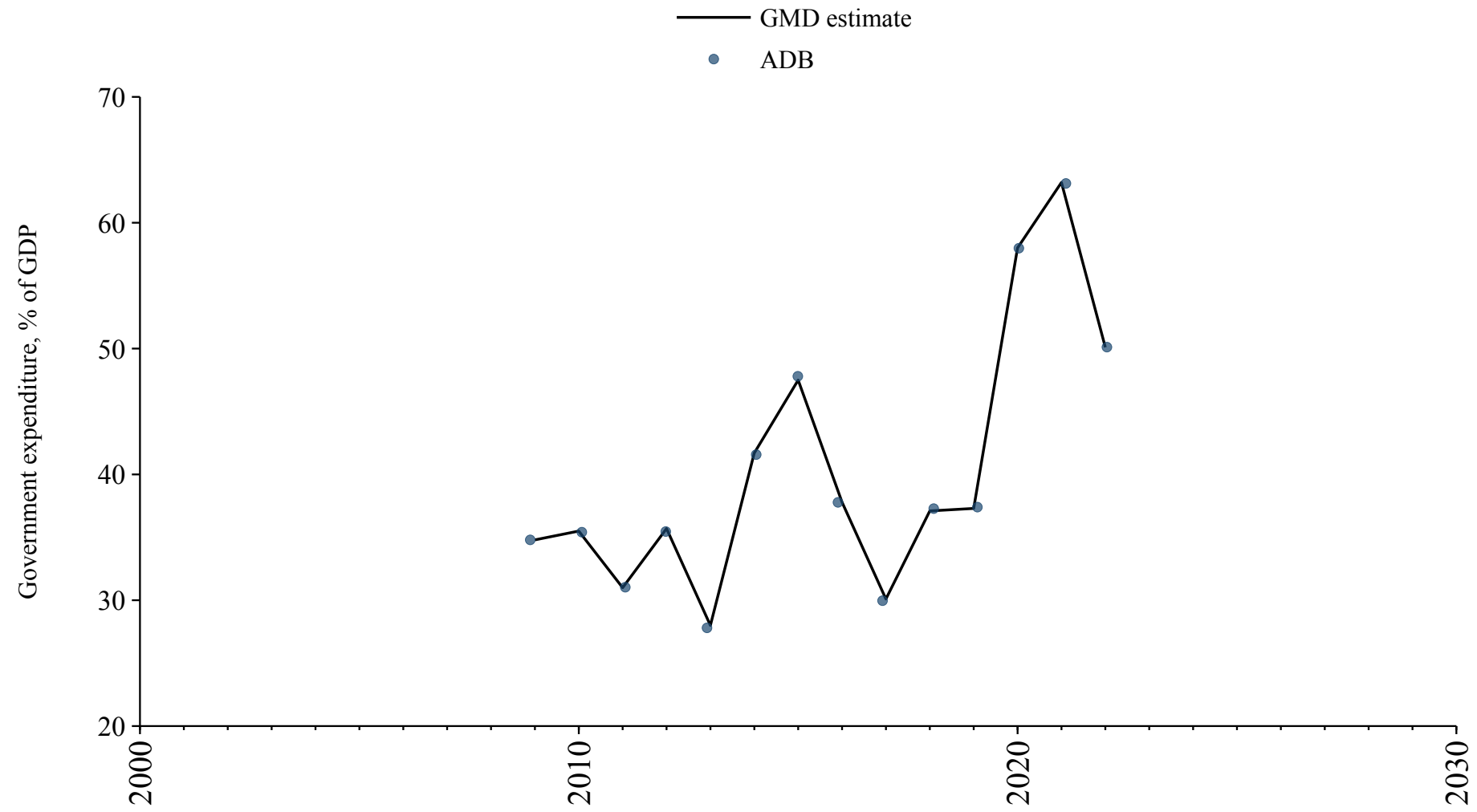
Comoros

Source	Time span	Notes
Bank (2024)	1980 - 1983	Spliced using overlapping data in 1984.
WEO (2024a)	1984 - 1989	Spliced using overlapping data in 1990.
African Union (2024)	1990 - 1997	Spliced using overlapping data in 1998.
WEO (2024a)	1998 - 2002	Spliced using overlapping data in 2003.
African Union (2024)	2003 - 2021	Baseline source, overlaps with base year 2018.
Mauro et al. (2015)	2022 - 2023	Spliced using overlapping data in 2024.
WEO (2024b)	2024 - 2029	Spliced using overlapping data in 2030.



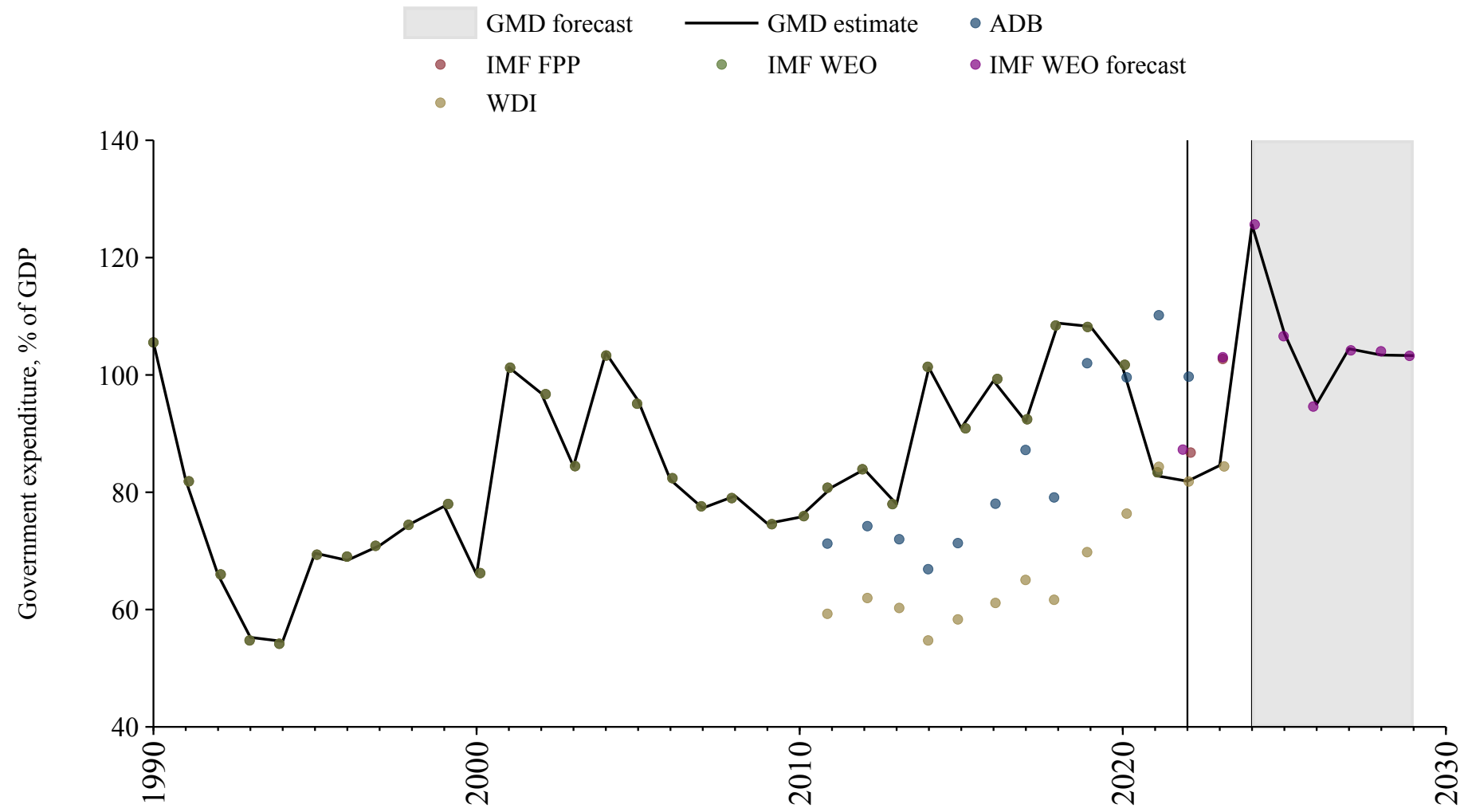
Cook Islands

Source	Time span	Notes
Asian Development Bank (2024)	2009 - 2022	Baseline source, overlaps with base year 2018.



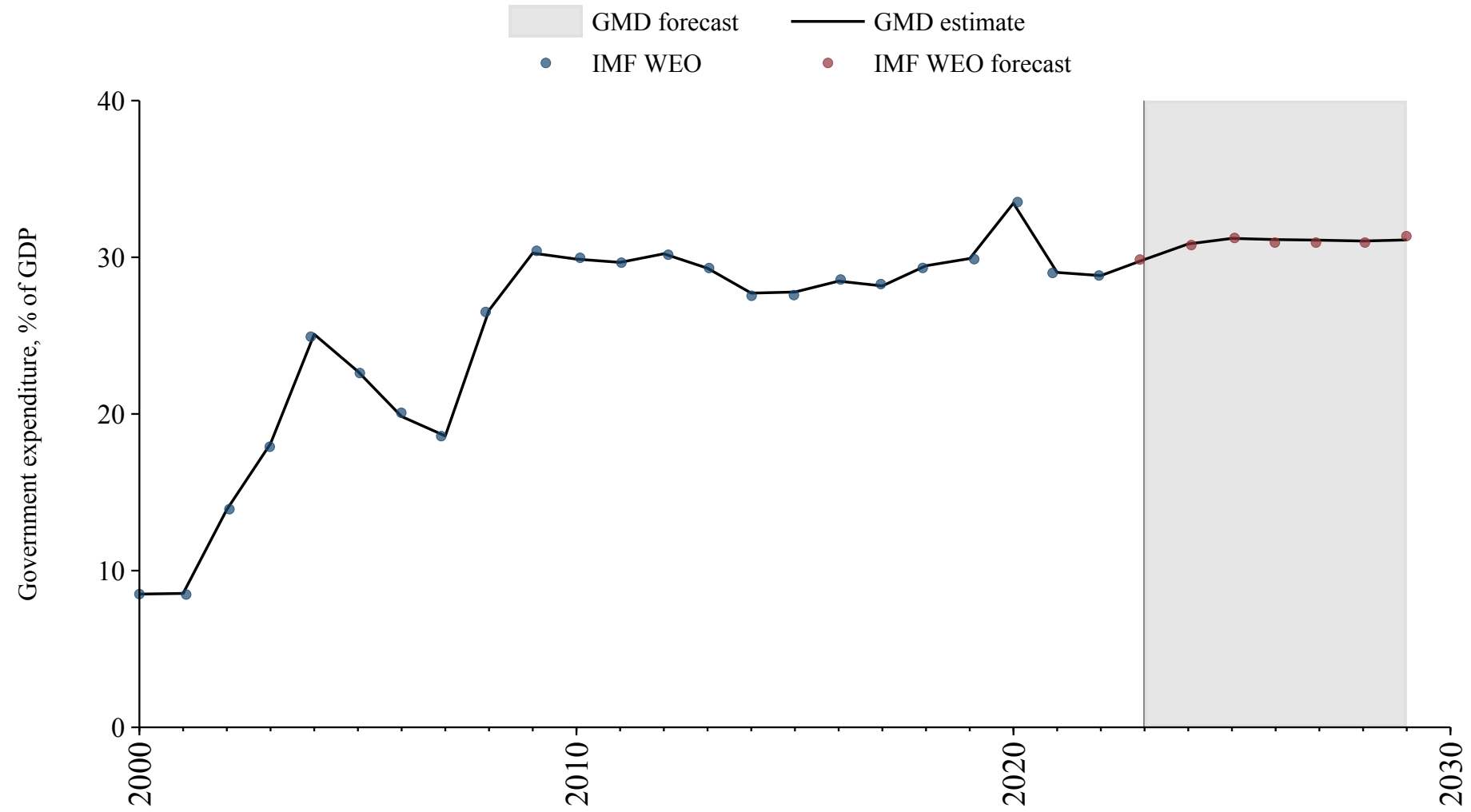
Kiribati

Source	Time span	Notes
WEO (2024a)	1990 - 2021	Baseline source, overlaps with base year 2018.
World Bank (2024)	2022 - 2023	Spliced using overlapping data in 2024.
WEO (2024b)	2024 - 2029	Spliced using overlapping data in 2030.



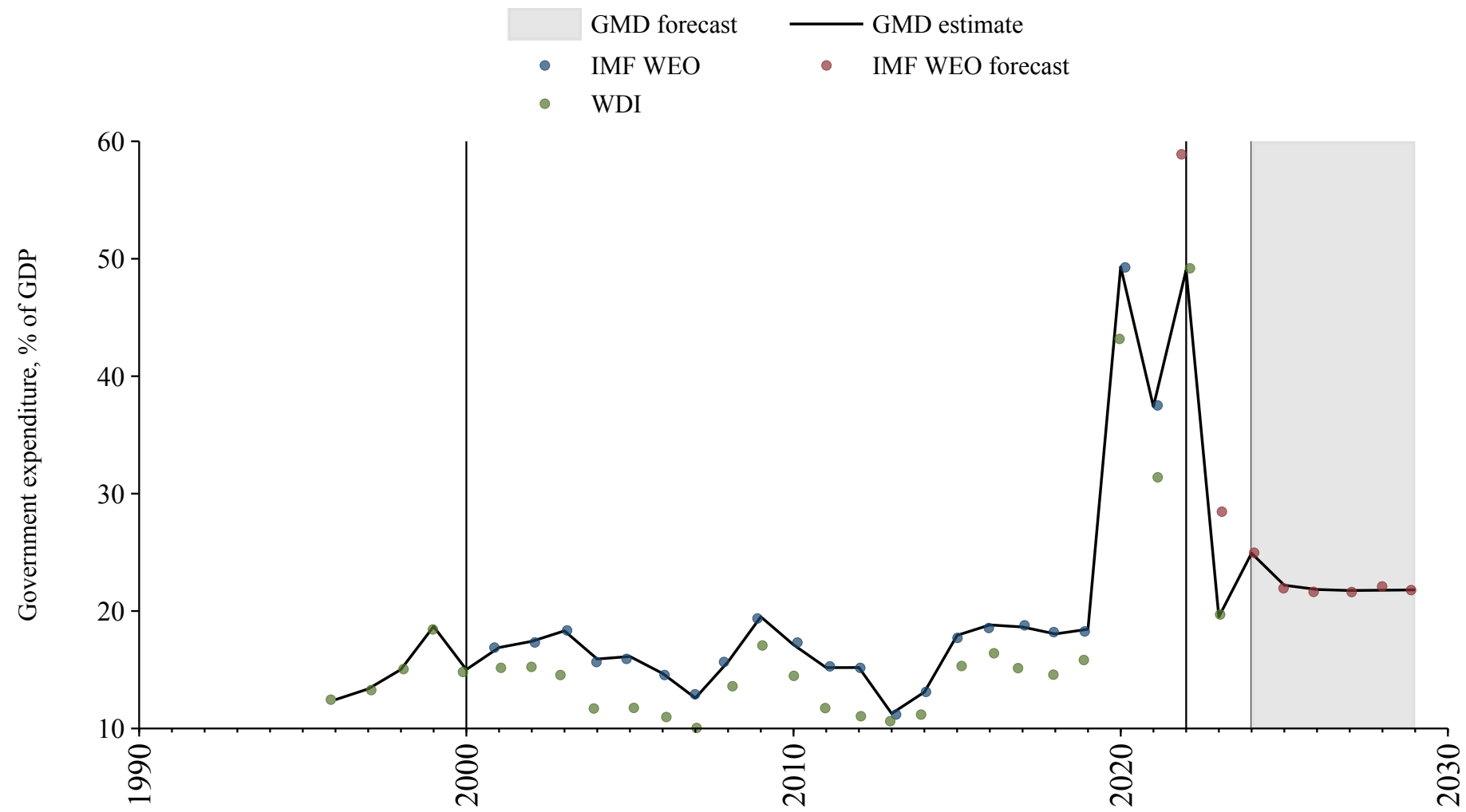
Kosovo

Source	Time span	Notes
WEO (2024a)	2000 - 2022	Baseline source, overlaps with base year 2018.
WEO (2024b)	2023 - 2029	Spliced using overlapping data in 2030.



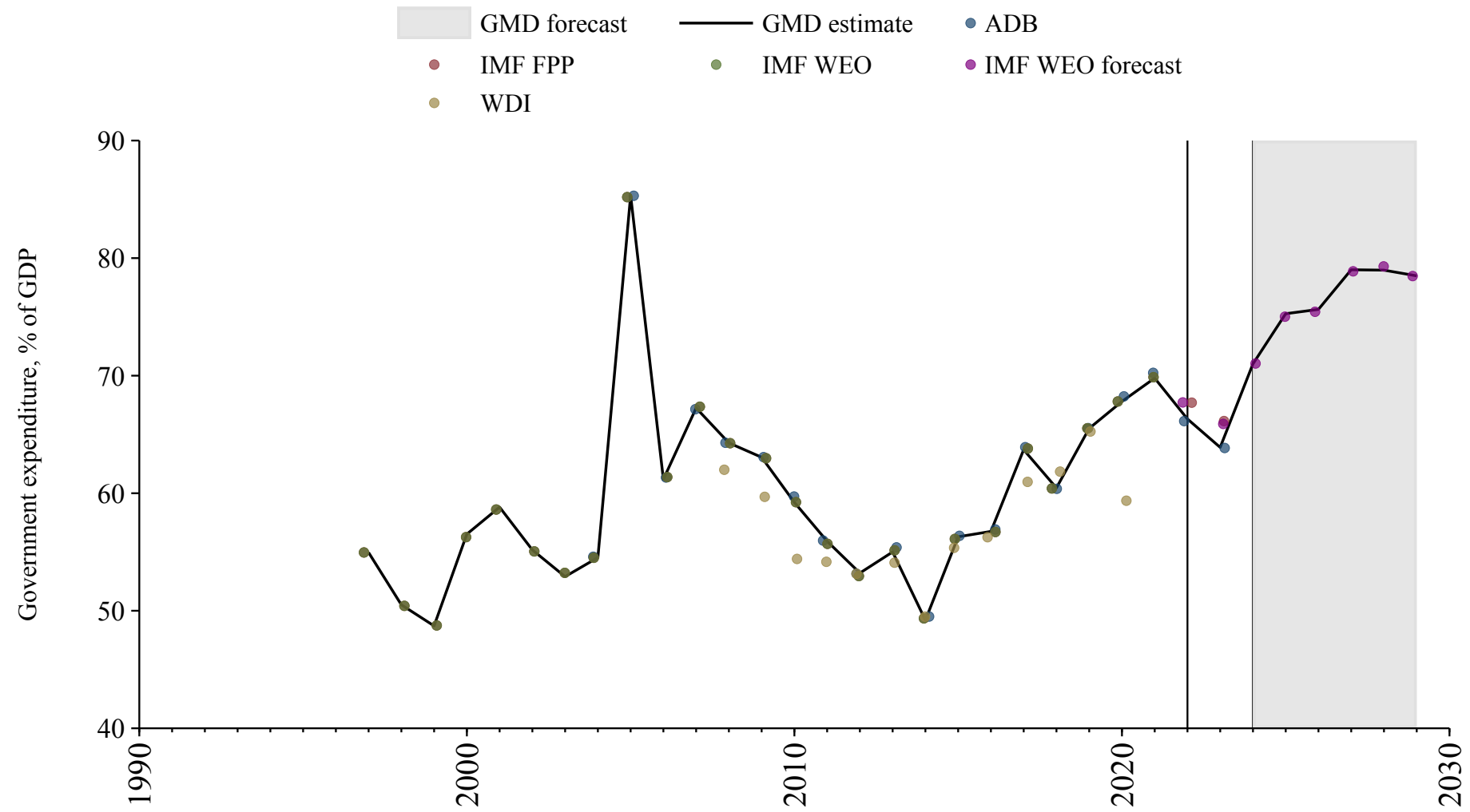
Macau

Source	Time span	Notes
World Bank (2024)	1996 - 2000	Spliced using overlapping data in 2001.
WEO (2024a)	2001 - 2021	Baseline source, overlaps with base year 2018.
World Bank (2024)	2022 - 2023	Spliced using overlapping data in 2024.
WEO (2024b)	2024 - 2029	Spliced using overlapping data in 2030.



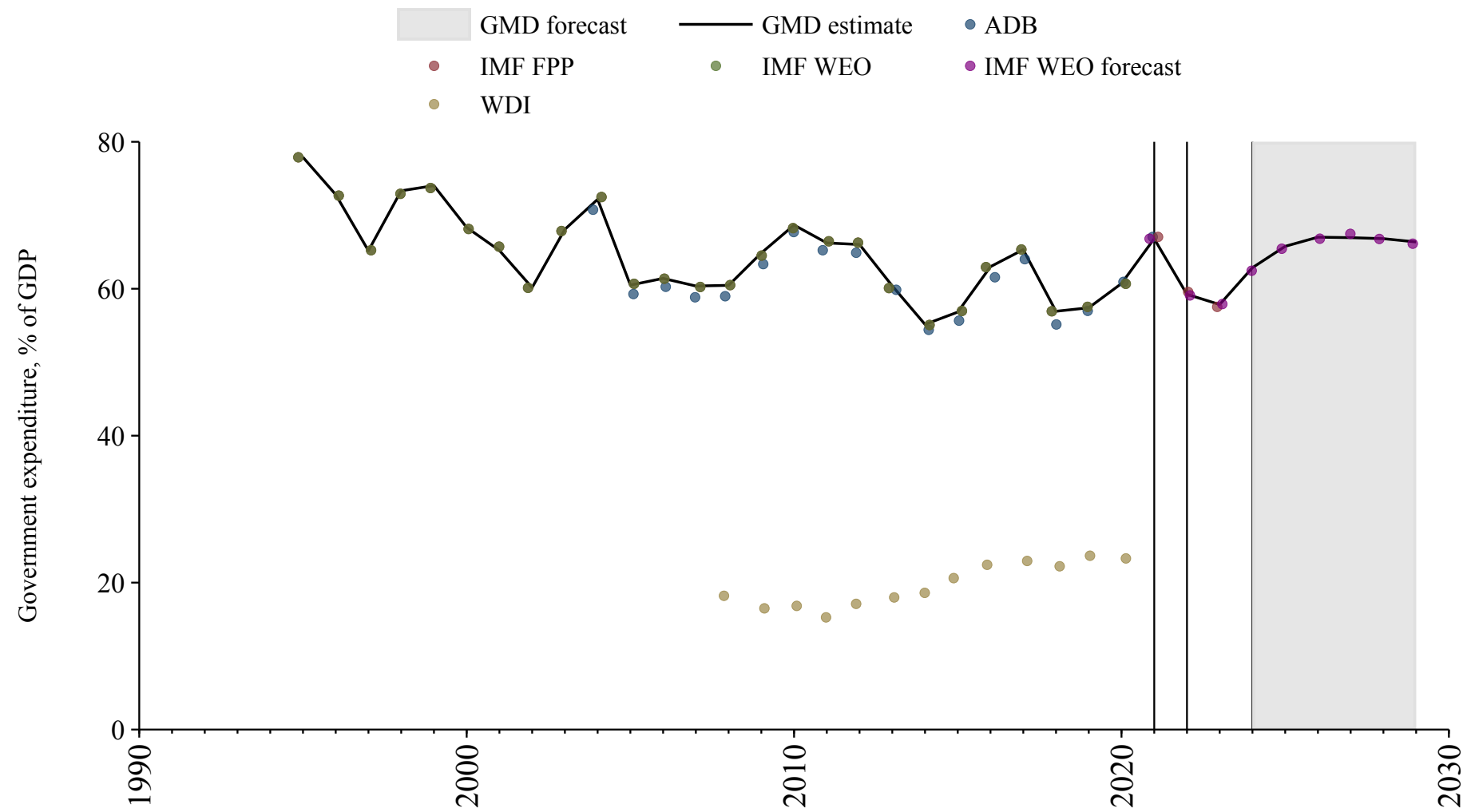
Marshall Islands

Source	Time span	Notes
WEO (2024a)	1997 - 2021	Baseline source, overlaps with base year 2018.
Asian Development Bank (2024)	2022 - 2023	Spliced using overlapping data in 2024.
WEO (2024b)	2024 - 2029	Spliced using overlapping data in 2030.



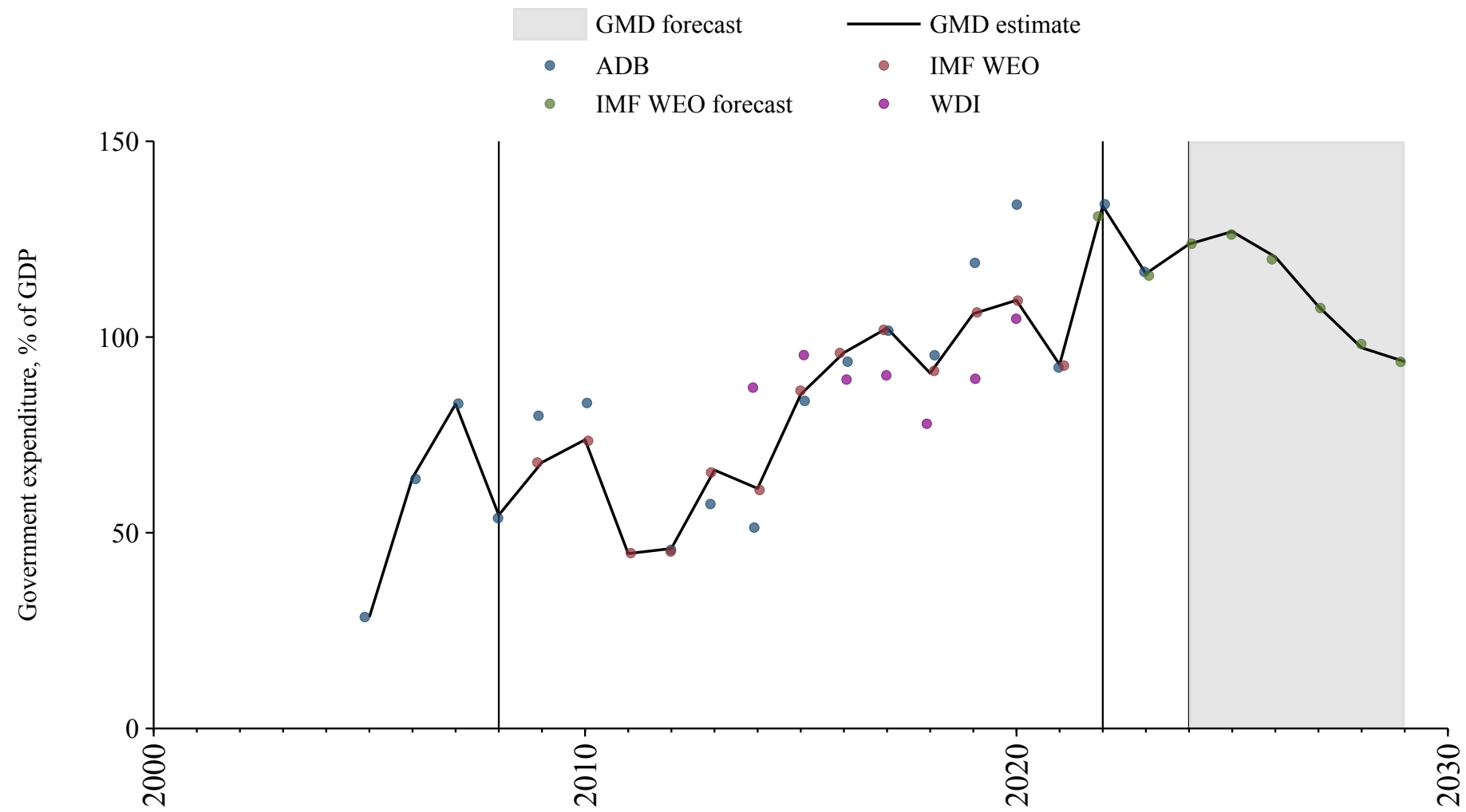
Micronesia (Federated States of)

Source	Time span	Notes
WEO (2024a)	1995 - 2020	Baseline source, overlaps with base year 2018.
Asian Development Bank (2024)	2021 - 2021	Spliced using overlapping data in 2022.
Mauro et al. (2015)	2022 - 2023	Spliced using overlapping data in 2024.
WEO (2024b)	2024 - 2029	Spliced using overlapping data in 2030.



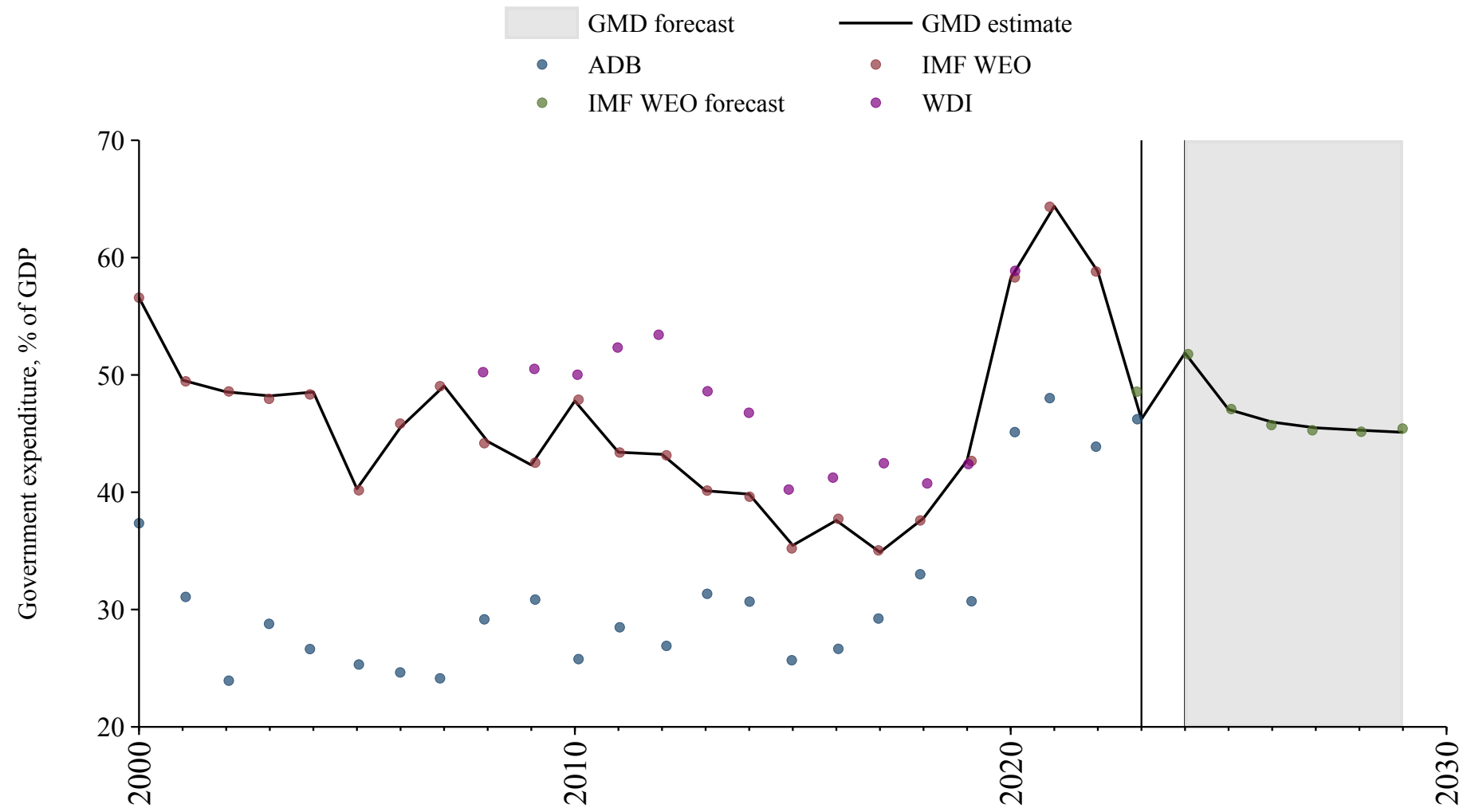
Nauru

Source	Time span	Notes
Asian Development Bank (2024)	2005 - 2008	Spliced using overlapping data in 2009.
WEO (2024a)	2009 - 2021	Baseline source, overlaps with base year 2018.
Asian Development Bank (2024)	2022 - 2023	Spliced using overlapping data in 2024.
WEO (2024b)	2024 - 2029	Spliced using overlapping data in 2030.



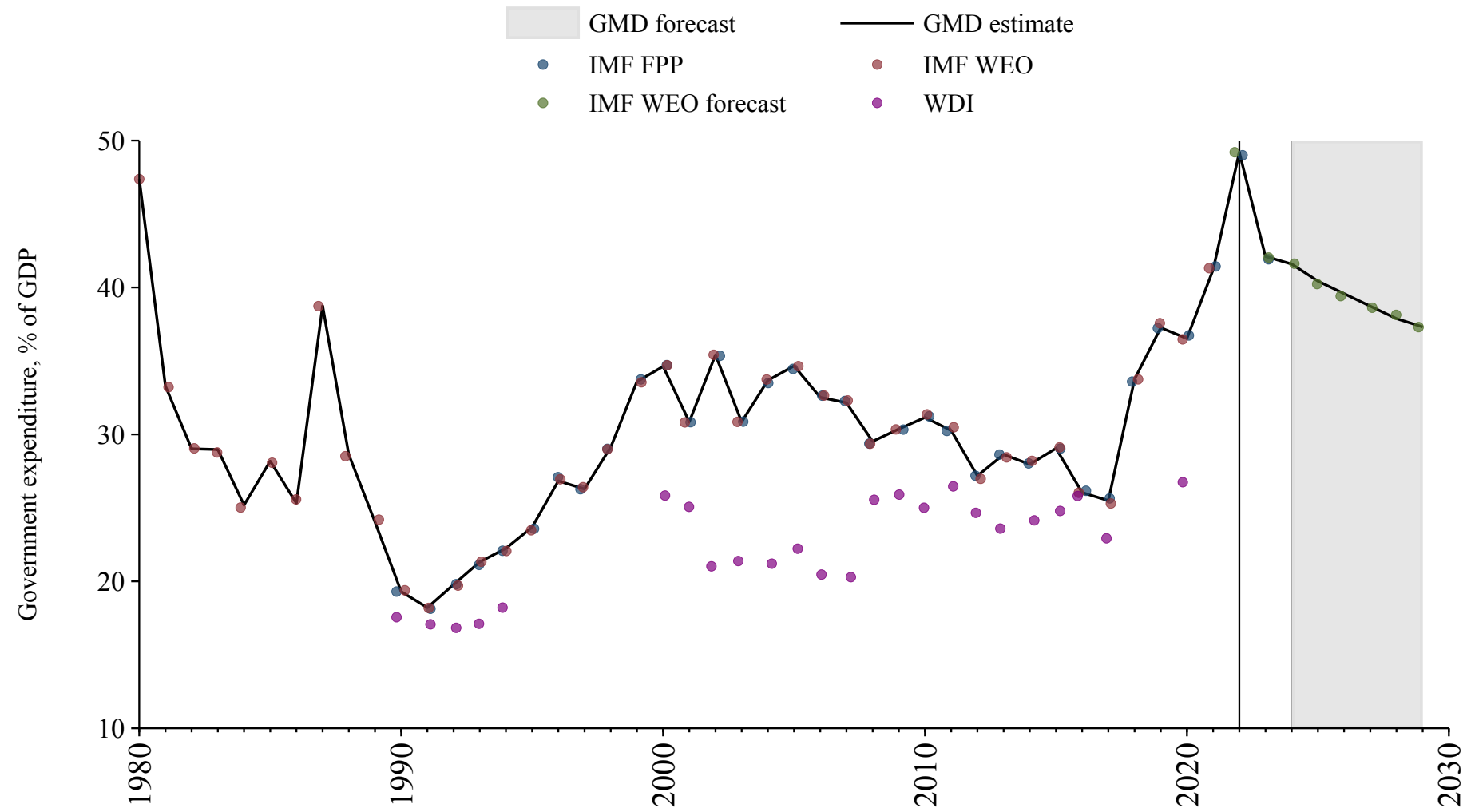
Palau

Source	Time span	Notes
WEO (2024a)	2000 - 2022	Baseline source, overlaps with base year 2018.
Asian Development Bank (2024)	2023 - 2023	Spliced using overlapping data in 2024.
WEO (2024b)	2024 - 2029	Spliced using overlapping data in 2030.



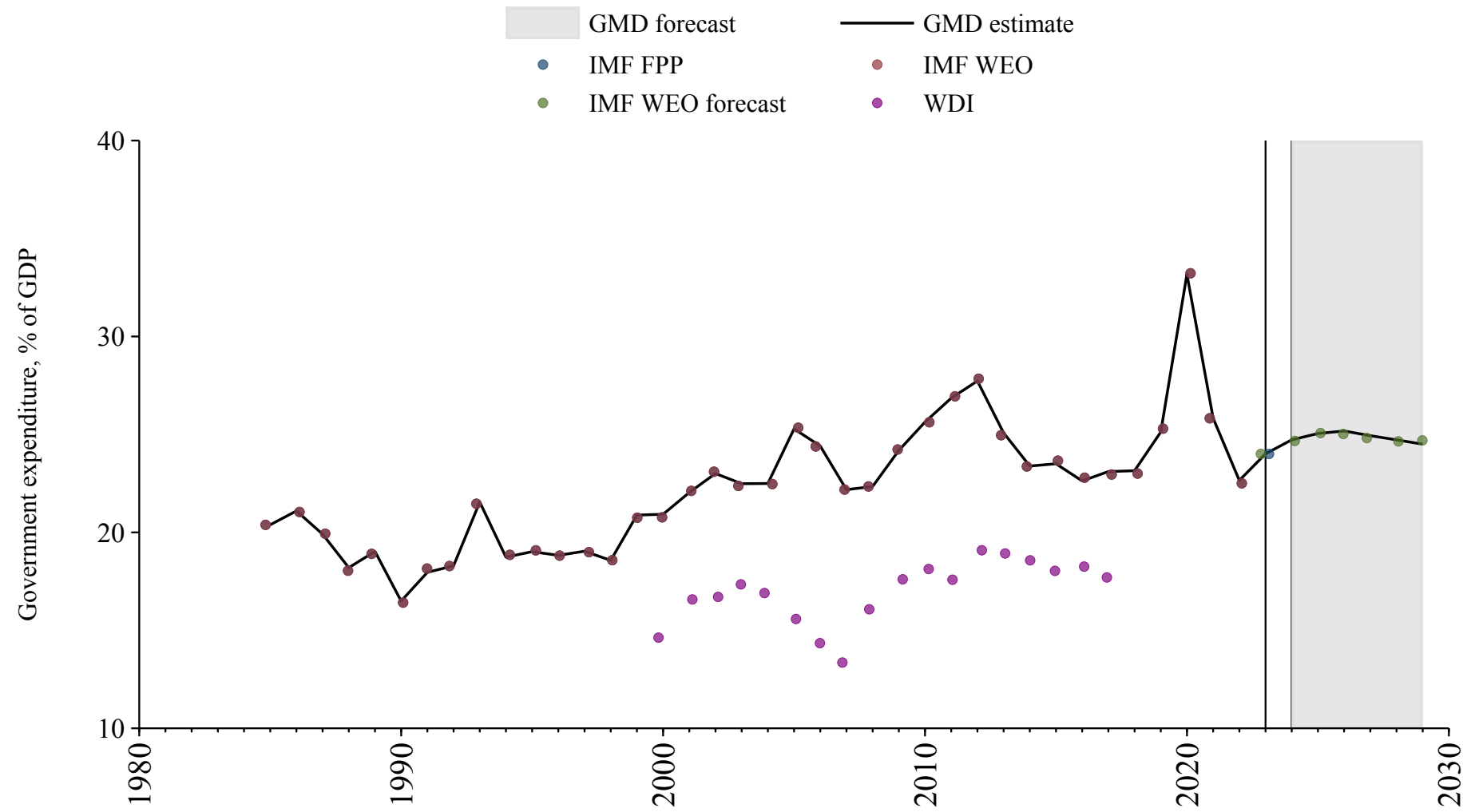
Saint Kitts and Nevis

Source	Time span	Notes
WEO (2024a)	1980 - 2021	Baseline source, overlaps with base year 2018.
Mauro et al. (2015)	2022 - 2023	Spliced using overlapping data in 2024.
WEO (2024b)	2024 - 2029	Spliced using overlapping data in 2020.



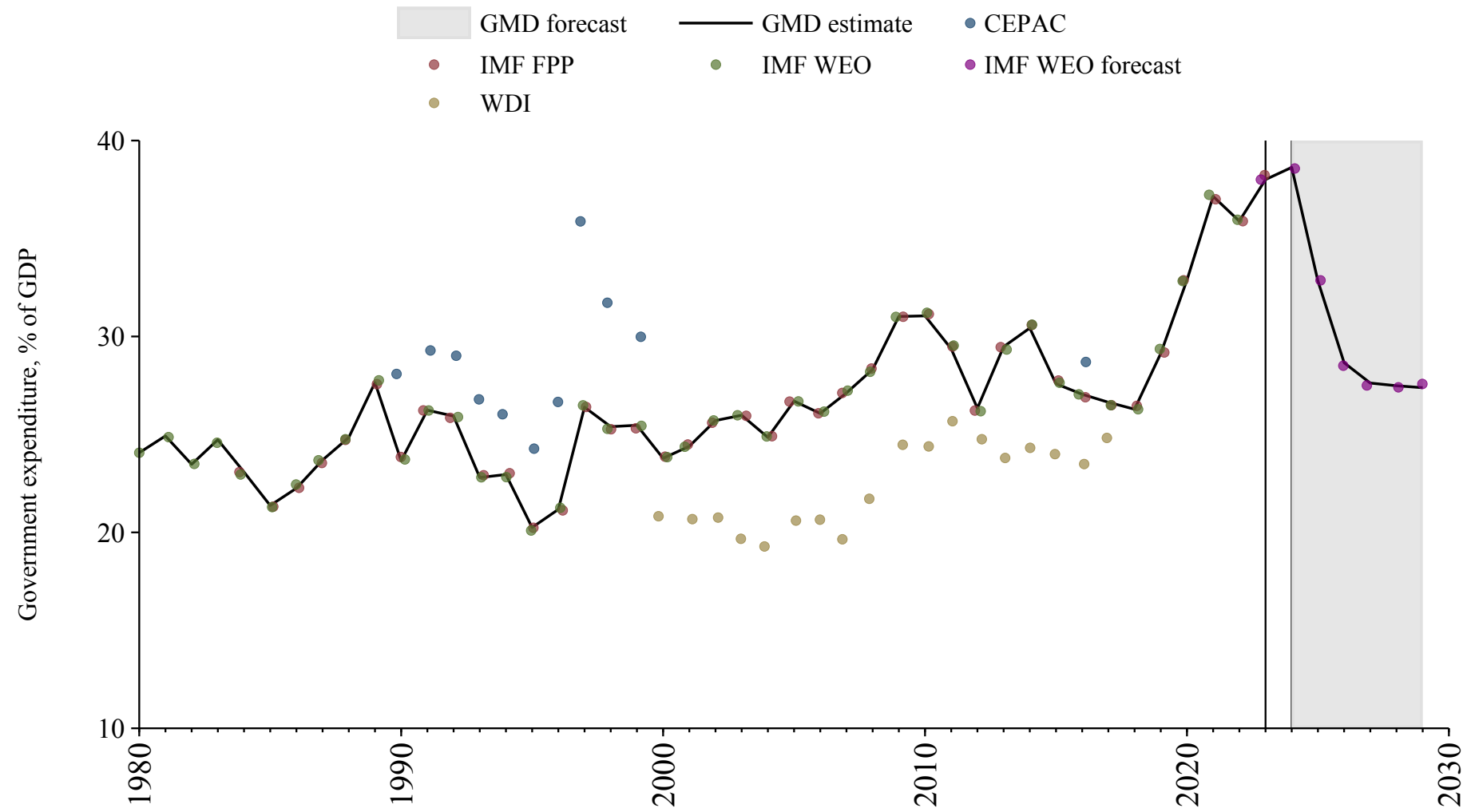
Saint Lucia

Source	Time span	Notes
WEO (2024a)	1985 - 2022	Baseline source, overlaps with base year 2018.
Mauro et al. (2015)	2023 - 2023	Spliced using overlapping data in 2024.
WEO (2024b)	2024 - 2029	Spliced using overlapping data in 2020.



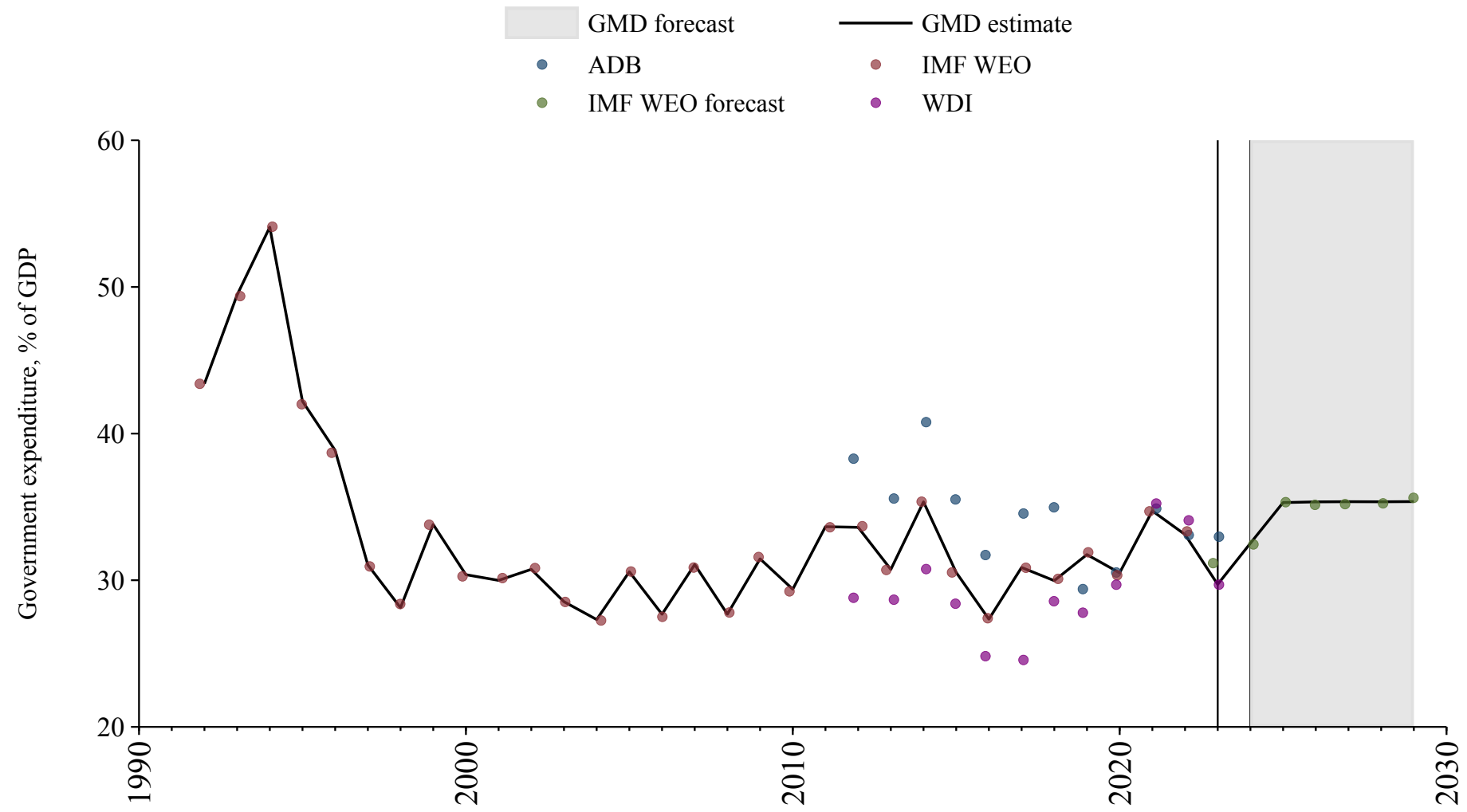
Saint Vincent and the Grenadines

Source	Time span	Notes
WEO (2024a)	1980 - 2022	Baseline source, overlaps with base year 2018.
Mauro et al. (2015)	2023 - 2023	Spliced using overlapping data in 2024.
WEO (2024b)	2024 - 2029	Spliced using overlapping data in 2020.



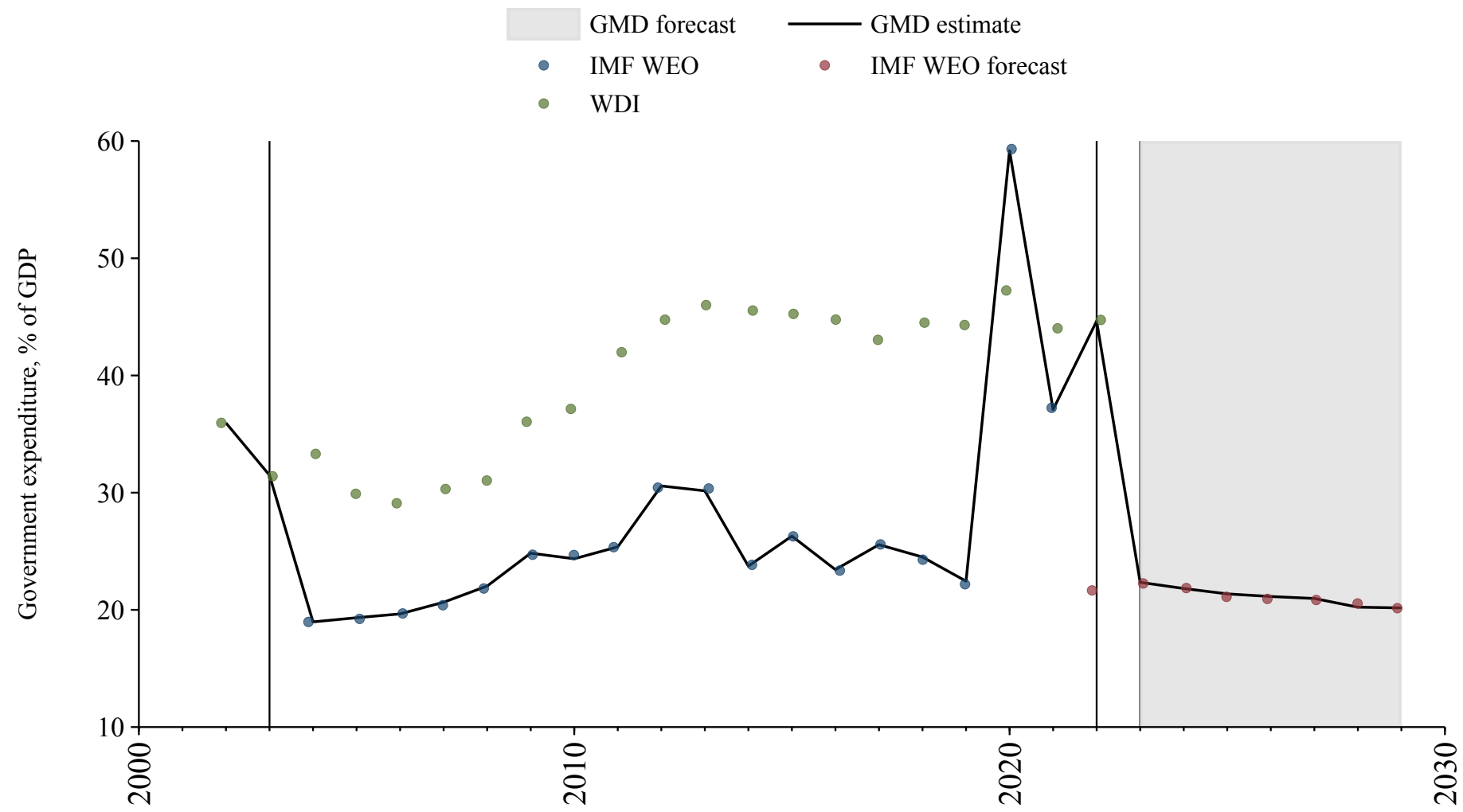
Samoa

Source	Time span	Notes
WEO (2024a)	1992 - 2022	Baseline source, overlaps with base year 2018.
World Bank (2024)	2023 - 2023	Spliced using overlapping data in 2024.
WEO (2024b)	2024 - 2029	Spliced using overlapping data in 2030.



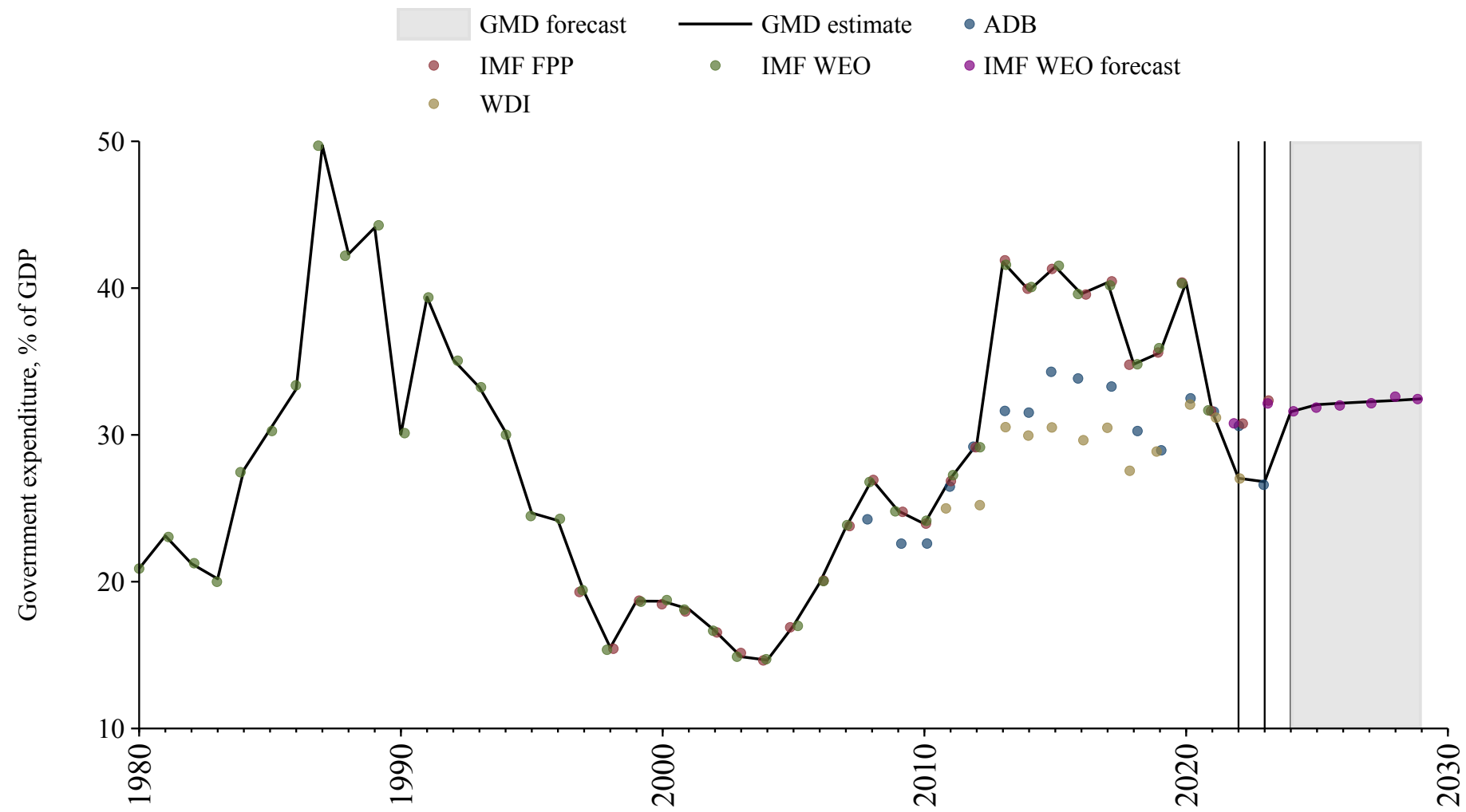
San Marino

Source	Time span	Notes
World Bank (2024)	2002 - 2003	Spliced using overlapping data in 2004.
WEO (2024a)	2004 - 2021	Baseline source, overlaps with base year 2018.
World Bank (2024)	2022 - 2022	Spliced using overlapping data in 2023.
WEO (2024b)	2023 - 2029	Spliced using overlapping data in 2030.



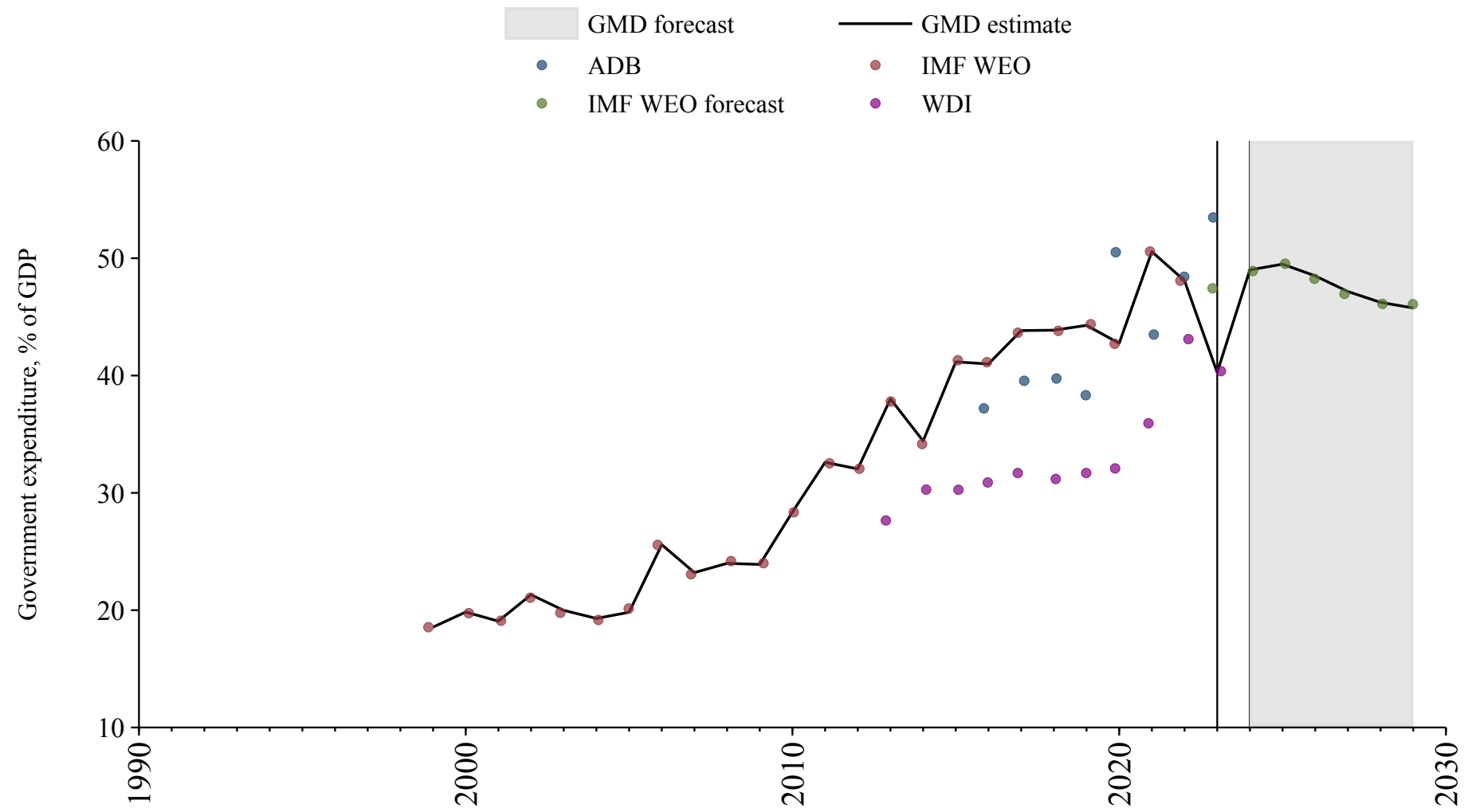
Solomon Islands

Source	Time span	Notes
WEO (2024a)	1980 - 2021	Baseline source, overlaps with base year 2018.
World Bank (2024)	2022 - 2022	Spliced using overlapping data in 2023.
Asian Development Bank (2024)	2023 - 2023	Spliced using overlapping data in 2024.
WEO (2024b)	2024 - 2029	Spliced using overlapping data in 2030.



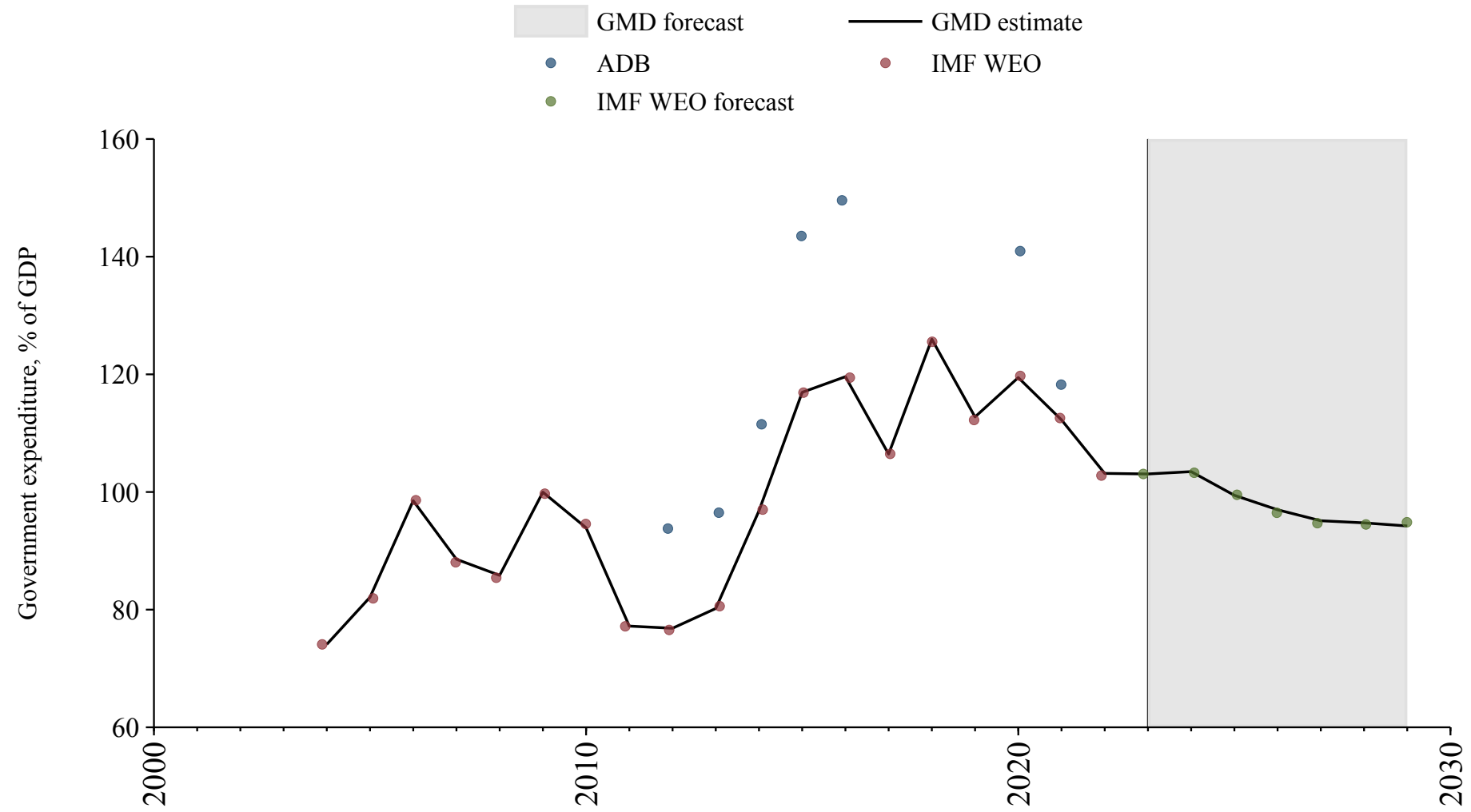
Tonga

Source	Time span	Notes
WEO (2024a)	1999 - 2022	Baseline source, overlaps with base year 2018.
World Bank (2024)	2023 - 2023	Spliced using overlapping data in 2024.
WEO (2024b)	2024 - 2029	Spliced using overlapping data in 2030.



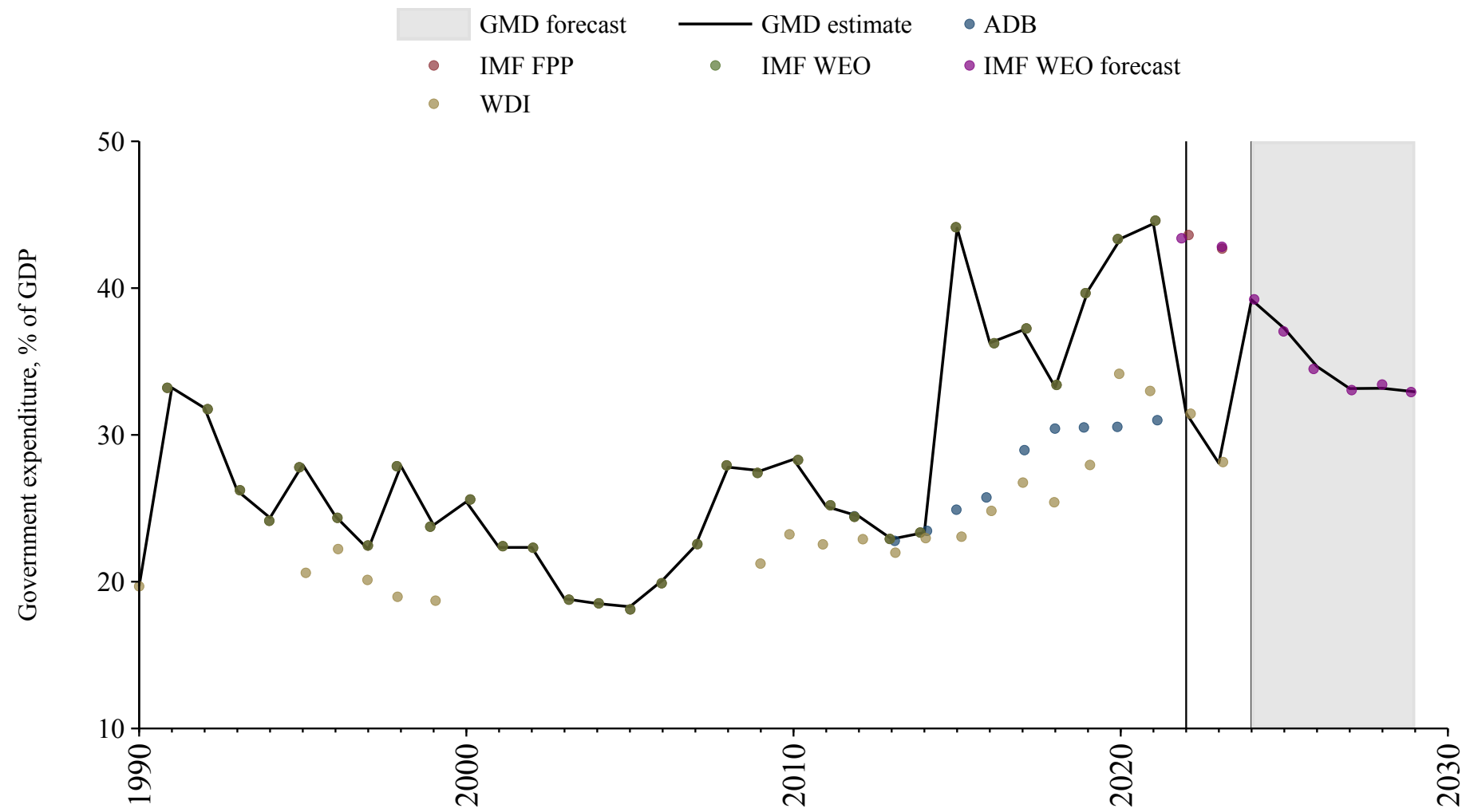
Tuvalu

Source	Time span	Notes
WEO (2024a)	2004 - 2022	Baseline source, overlaps with base year 2018.
WEO (2024b)	2023 - 2029	Spliced using overlapping data in 2030.



Vanuatu

Source	Time span	Notes
World Bank (2024)	1990 - 1990	Spliced using overlapping data in 1991.
WEO (2024a)	1991 - 2021	Baseline source, overlaps with base year 2018.
World Bank (2024)	2022 - 2023	Spliced using overlapping data in 2024.
WEO (2024b)	2024 - 2029	Spliced using overlapping data in 2030.



References

References

- African Union. AFRISTAT: The Economic and Statistical Observatory for Sub-Saharan Africa, 2024. URL <https://www.afristat.org/>. Accessed: 2024-07-20.
- Arab Monetary Fund. Arab Economic Database, 2024. URL <https://www.amf.org.ae/ar>. Accessed: 2024-07-10.
- Asian Development Bank. Key Indicators Database (KIDB), 2024. URL <https://kidb.adb.org>.
- African Development Bank. Afd socio economic database, 2024. Accessed: 2024-07-20.
- Banque centrale des États de l'Afrique de l'Ouest. Banque centrale des États de l'Afrique de l'Ouest, 2024. URL <https://www.bceao.int/>. Accessed: 2024-07-15.
- Susan B Carter, Scott Sigmund Gartner, Michael R Haines, Alan L Olmstead, Richard Sutch, Gavin Wright, et al. *Historical Statistics of the United States: Millennial Edition*, volume 3. Cambridge University Press New York, 2006.
- European Commission. Eurostat data explorer, 2024. URL https://ec.europa.eu/eurostat/databrowser/explore/all/all_themes. Accessed: 2024-04-23.
- Gary W Cox and Mark Dincecco. The budgetary origins of fiscal-military prowess. *The Journal of Politics*, 83(3):851–866, 2021. URL <https://dataverse.harvard.edu/dataset.xhtml?persistentId=doi:10.7910/DVN/EVCSCQ>.
- Economic Commission for Latin America and the Caribbean. Economic commission for latin america and the caribbean, 2024. URL <https://www.cepal.org/en>. Accessed: 2024-06-18.
- Federal Reserve Bank of St. Louis. Federal Reserve Economic Data, 2024. URL <https://fred.stlouisfed.org/>. Accessed: 2024-05-13.
- Statistics Iceland. *HagskinnaIcelandic Historical Statistics from the 17th Century to 1990*. Hagstofa Íslands, Reykjavík, 1997. URL <https://baekur.is/bok/8f318e69-dc49-4a9f-a8ec-805b2352bad0>. Accessed: 2024-07-08.
- Institute of Economic Research, Hitotsubashi University. Asian Historical Statistics: Basic Data for Asian Economic History, 2008. URL <http://www.ier.hit-u.ac.jp/English/database/db.html>.
- Òscar Jordà, Moritz Schularick, and Alan M Taylor. Macrofinancial history and the new business cycle facts. *NBER macroeconomics annual*, 31(1):213–263, 2017.
- Olle Krantz. Swedish historical national accounts 1300-2020. URL <https://www.lusem.lu.se/economic-history/databases/economic-history-data/swedish-historical-national-accounts>. Accessed: 2024-04-21.
- Paolo Mauro, Rafael Romeu, Ariel Binder, and Asad Zaman. A modern history of fiscal prudence and profligacy. *Journal of Monetary Economics*, 76(C):55–70, 2015. doi: 10.1016/j.jmoneco.2015.07. URL <https://ideas.repec.org/a/eee/moneco/v76y2015icp55-70.html>.
- Brian Mitchell. *International Historical Statistics*. International Historical Statistics. Palgrave Macmillan London, 1 edition, 2013. ISBN 978-1-137-30568-8. doi: 10.1057/978-1-137-30568-8. URL <https://doi.org/10.1057/978-1-137-30568-8>.
- National Bank of Serbia. South-eastern european monetary and economic statistics from the 19th century to world war ii, 2024. URL <https://www.nbs.rs/en/drugi-nivo-navigacije/publikacije-i-istrazivanje/seemhn/seemhn-dctf/>. Accessed: 2024-06-24.
- Norges Bank. Historical monetary statistics for norway. URL <https://www.norges-bank.no/en/topics/Statistics/Historical-monetary-statistics/>. Accessed: 2024-07-08.
- OECD Economic Outlook. Oecd economic outlook data, 2024. URL <https://www.oecd.org/en/topics/sub-issues/economic-outlook.html>. Accessed on 2024-06-05.
- Statistics Canada. Historical statistics of canada: Section f: Gross national product, the capital stock, and productivity. URL <https://www150.statcan.gc.ca/n1/pub/11-516-x/sectionf/4057751-eng.htm>. In Historical Statistics of Canada. Accessed October 02, 2024.
- R Thomas and N Dimsdale. A millennium of uk data, 2017. URL <https://www.bankofengland.co.uk/statistics/research-datasets>. Accessed: 2024-06-18.
- University of California Davis. Government budget historical series, 2024. URL <https://gpih.ucdavis.edu/Government.htm>.
- WEO. World economic outlook database, 2024a. URL <https://www.imf.org/en/Publications/WEO>. Accessed: 2024-08-05.
- WEO. World economic outlook database, 2024b. URL <https://www.imf.org/en/Publications/WEO>. Accessed: 2024-08-05.
- World Bank. World development indicators, 2024. URL <https://data.worldbank.org/indicator>. Accessed: 2024-04-21.