

# Government Tax Revenue

August 23, 2025

# Contents

<b>Afghanistan</b>	<b>4</b>
<b>Albania</b>	<b>5</b>
<b>Algeria</b>	<b>6</b>
<b>Angola</b>	<b>7</b>
<b>Argentina</b>	<b>8</b>
<b>Armenia</b>	<b>9</b>
<b>Australia</b>	<b>10</b>
<b>Austria</b>	<b>11</b>
<b>Azerbaijan</b>	<b>12</b>
<b>Bahamas</b>	<b>13</b>
<b>Bahrain</b>	<b>14</b>
<b>Bangladesh</b>	<b>15</b>
<b>Barbados</b>	<b>16</b>
<b>Belarus</b>	<b>17</b>
<b>Belgium</b>	<b>18</b>
<b>Belize</b>	<b>19</b>
<b>Benin</b>	<b>20</b>
<b>Bhutan</b>	<b>21</b>
<b>Bolivia</b>	<b>22</b>
<b>Bosnia and Herzegovina</b>	<b>23</b>
<b>Botswana</b>	<b>24</b>
<b>Brazil</b>	<b>25</b>
<b>Brunei</b>	<b>26</b>
<b>Bulgaria</b>	<b>27</b>
<b>Burkina Faso</b>	<b>28</b>
<b>Burundi</b>	<b>29</b>

<b>Cambodia</b>	<b>30</b>
<b>Cameroon</b>	<b>31</b>
<b>Canada</b>	<b>32</b>
<b>Cape Verde</b>	<b>33</b>
<b>Central African Republic</b>	<b>34</b>
<b>Chad</b>	<b>35</b>
<b>Chile</b>	<b>36</b>
<b>China</b>	<b>37</b>
<b>Colombia</b>	<b>38</b>
<b>Costa Rica</b>	<b>39</b>
<b>Croatia</b>	<b>40</b>
<b>Cyprus</b>	<b>41</b>
<b>Czech Republic</b>	<b>42</b>
<b>Czechoslovakia</b>	<b>43</b>
<b>Democratic Republic of the Congo</b>	<b>44</b>
<b>Denmark</b>	<b>45</b>
<b>Djibouti</b>	<b>46</b>
<b>Dominica</b>	<b>47</b>
<b>Dominican Republic</b>	<b>48</b>
<b>Ecuador</b>	<b>49</b>
<b>Egypt</b>	<b>50</b>
<b>El Salvador</b>	<b>51</b>
<b>Equatorial Guinea</b>	<b>52</b>
<b>Estonia</b>	<b>53</b>
<b>Eswatini</b>	<b>54</b>
<b>Ethiopia</b>	<b>55</b>
<b>Fiji</b>	<b>56</b>

<b>Finland</b>	<b>57</b>
<b>France</b>	<b>58</b>
<b>Gabon</b>	<b>59</b>
<b>Gambia</b>	<b>60</b>
<b>Georgia</b>	<b>61</b>
<b>Germany</b>	<b>62</b>
<b>Ghana</b>	<b>63</b>
<b>Greece</b>	<b>64</b>
<b>Grenada</b>	<b>65</b>
<b>Guatemala</b>	<b>66</b>
<b>Guinea</b>	<b>67</b>
<b>Guinea-Bissau</b>	<b>68</b>
<b>Guyana</b>	<b>69</b>
<b>Haiti</b>	<b>70</b>
<b>Honduras</b>	<b>71</b>
<b>Hong Kong</b>	<b>72</b>
<b>Hungary</b>	<b>73</b>
<b>Iceland</b>	<b>74</b>
<b>India</b>	<b>75</b>
<b>Indonesia</b>	<b>76</b>
<b>Iran</b>	<b>77</b>
<b>Iraq</b>	<b>78</b>
<b>Ireland</b>	<b>79</b>
<b>Israel</b>	<b>80</b>
<b>Italy</b>	<b>81</b>
<b>Ivory Coast</b>	<b>82</b>
<b>Jamaica</b>	<b>83</b>

<b>Japan</b>	<b>84</b>
<b>Jordan</b>	<b>85</b>
<b>Kazakhstan</b>	<b>86</b>
<b>Kenya</b>	<b>87</b>
<b>Kuwait</b>	<b>88</b>
<b>Kyrgyzstan</b>	<b>89</b>
<b>Laos</b>	<b>90</b>
<b>Latvia</b>	<b>91</b>
<b>Lebanon</b>	<b>92</b>
<b>Lesotho</b>	<b>93</b>
<b>Liberia</b>	<b>94</b>
<b>Libya</b>	<b>95</b>
<b>Lithuania</b>	<b>96</b>
<b>Luxembourg</b>	<b>97</b>
<b>Macedonia</b>	<b>98</b>
<b>Madagascar</b>	<b>99</b>
<b>Malawi</b>	<b>100</b>
<b>Malaysia</b>	<b>101</b>
<b>Maldives</b>	<b>102</b>
<b>Mali</b>	<b>103</b>
<b>Malta</b>	<b>104</b>
<b>Mauritania</b>	<b>105</b>
<b>Mauritius</b>	<b>106</b>
<b>Mexico</b>	<b>107</b>
<b>Moldova</b>	<b>108</b>
<b>Mongolia</b>	<b>109</b>
<b>Montenegro</b>	<b>110</b>

<b>Morocco</b>	<b>111</b>
<b>Mozambique</b>	<b>112</b>
<b>Myanmar</b>	<b>113</b>
<b>Namibia</b>	<b>114</b>
<b>Nepal</b>	<b>115</b>
<b>Netherlands</b>	<b>116</b>
<b>Netherlands Antilles</b>	<b>117</b>
<b>New Zealand</b>	<b>118</b>
<b>Nicaragua</b>	<b>119</b>
<b>Niger</b>	<b>120</b>
<b>Nigeria</b>	<b>121</b>
<b>Norway</b>	<b>122</b>
<b>Oman</b>	<b>123</b>
<b>Pakistan</b>	<b>124</b>
<b>Palestine</b>	<b>125</b>
<b>Panama</b>	<b>126</b>
<b>Papua New Guinea</b>	<b>127</b>
<b>Paraguay</b>	<b>128</b>
<b>Peru</b>	<b>129</b>
<b>Philippines</b>	<b>130</b>
<b>Poland</b>	<b>131</b>
<b>Portugal</b>	<b>132</b>
<b>Qatar</b>	<b>133</b>
<b>Republic of the Congo</b>	<b>134</b>
<b>Romania</b>	<b>135</b>
<b>Russian Federation</b>	<b>136</b>
<b>Rwanda</b>	<b>137</b>

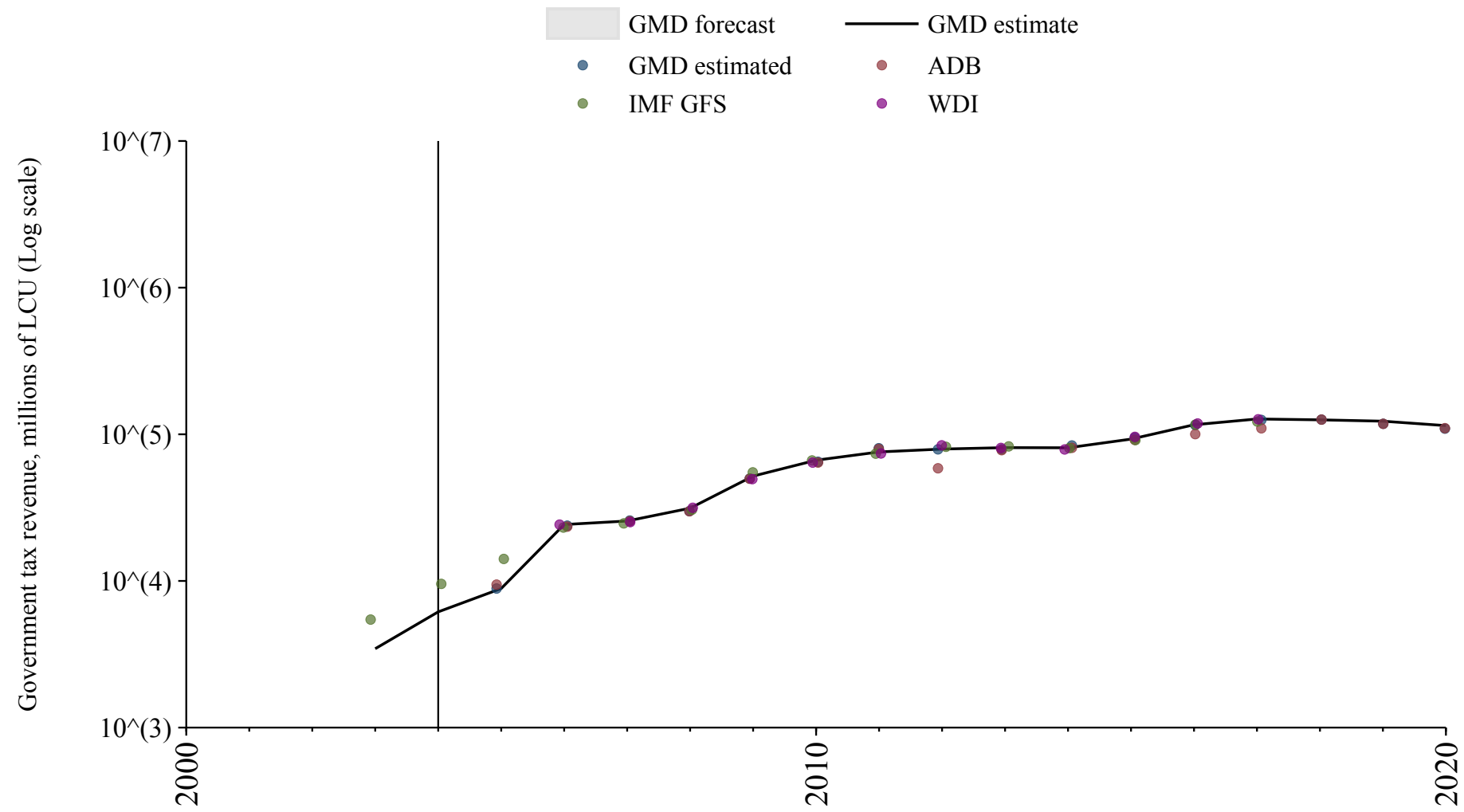
<b>Sao Tome and Principe</b>	<b>138</b>
<b>Saudi Arabia</b>	<b>139</b>
<b>Senegal</b>	<b>140</b>
<b>Serbia</b>	<b>141</b>
<b>Seychelles</b>	<b>142</b>
<b>Sierra Leone</b>	<b>143</b>
<b>Singapore</b>	<b>144</b>
<b>Slovakia</b>	<b>145</b>
<b>Slovenia</b>	<b>146</b>
<b>Somalia</b>	<b>147</b>
<b>South Africa</b>	<b>148</b>
<b>South Korea</b>	<b>149</b>
<b>South Sudan</b>	<b>150</b>
<b>Spain</b>	<b>151</b>
<b>Sri Lanka</b>	<b>152</b>
<b>Sudan</b>	<b>153</b>
<b>Suriname</b>	<b>154</b>
<b>Sweden</b>	<b>155</b>
<b>Switzerland</b>	<b>156</b>
<b>Syria</b>	<b>157</b>
<b>Taiwan</b>	<b>158</b>
<b>Tajikistan</b>	<b>159</b>
<b>Tanzania</b>	<b>160</b>
<b>Thailand</b>	<b>161</b>
<b>Timor-Leste</b>	<b>162</b>
<b>Togo</b>	<b>163</b>
<b>Trinidad and Tobago</b>	<b>164</b>

<b>Tunisia</b>	<b>165</b>
<b>Turkey</b>	<b>166</b>
<b>Turkmenistan</b>	<b>167</b>
<b>Uganda</b>	<b>168</b>
<b>Ukraine</b>	<b>169</b>
<b>United Arab Emirates</b>	<b>170</b>
<b>United Kingdom</b>	<b>171</b>
<b>United States</b>	<b>172</b>
<b>Uruguay</b>	<b>173</b>
<b>Uzbekistan</b>	<b>174</b>
<b>Venezuela</b>	<b>175</b>
<b>Vietnam</b>	<b>176</b>
<b>Yemen</b>	<b>177</b>
<b>Zambia</b>	<b>178</b>
<b>Zimbabwe</b>	<b>179</b>
<b>Andorra</b>	<b>180</b>
<b>Anguilla</b>	<b>181</b>
<b>Antigua and Barbuda</b>	<b>182</b>
<b>Cayman Islands</b>	<b>183</b>
<b>Comoros</b>	<b>184</b>
<b>Cook Islands</b>	<b>185</b>
<b>Kiribati</b>	<b>186</b>
<b>Macau</b>	<b>187</b>
<b>Marshall Islands</b>	<b>188</b>
<b>Micronesia (Federated States of)</b>	<b>189</b>
<b>Montserrat</b>	<b>190</b>
<b>Nauru</b>	<b>191</b>

<b>Palau</b>	<b>192</b>
<b>Saint Kitts and Nevis</b>	<b>193</b>
<b>Saint Lucia</b>	<b>194</b>
<b>Saint Vincent and the Grenadines</b>	<b>195</b>
<b>Samoa</b>	<b>196</b>
<b>San Marino</b>	<b>197</b>
<b>Solomon Islands</b>	<b>198</b>
<b>Tonga</b>	<b>199</b>
<b>Tuvalu</b>	<b>200</b>
<b>Vanuatu</b>	<b>201</b>
<b>References</b>	<b>202</b>

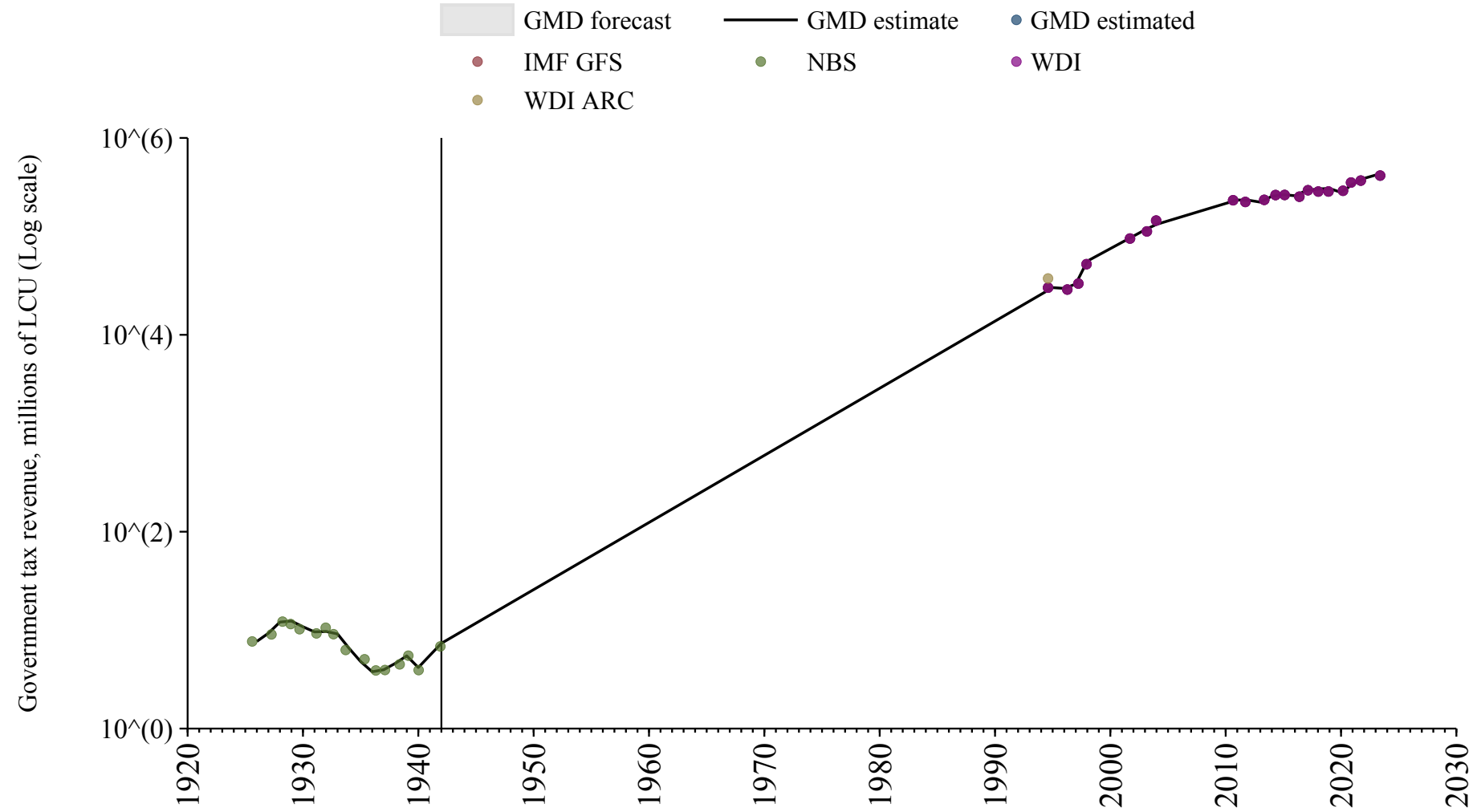
# Afghanistan

Source	Time span	Notes
<a href="#">International Monetary Fund (2024)</a>	2003 - 2004	Spliced using overlapping data in 2005: (ratio = 63.3%).
<a href="#">Asian Development Bank (2024)</a>	2005 - 2005	Spliced using overlapping data in 2006.
<a href="#">World Bank (2024)</a>	2006 - 2017	Spliced using overlapping data in 2018.
<a href="#">Asian Development Bank (2024)</a>	2018 - 2020	Baseline source, overlaps with base year 2018.



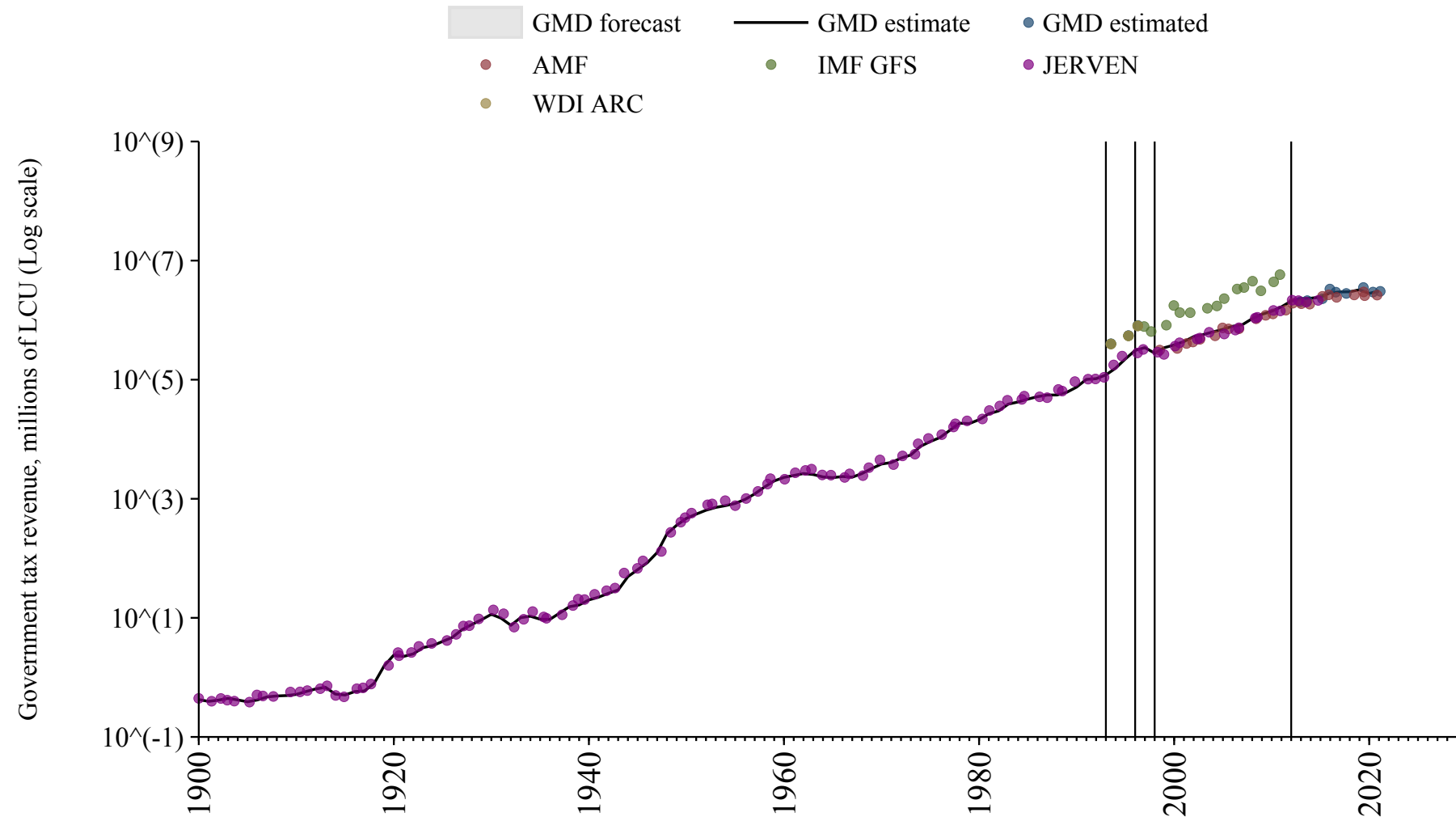
## Albania

Source	Time span	Notes
<a href="#">National Bank of Serbia (2024)</a>	1926 - 1942	Spliced using overlapping data in 1943.
<a href="#">World Bank (2024)</a>	1995 - 2023	Baseline source, overlaps with base year 2018.



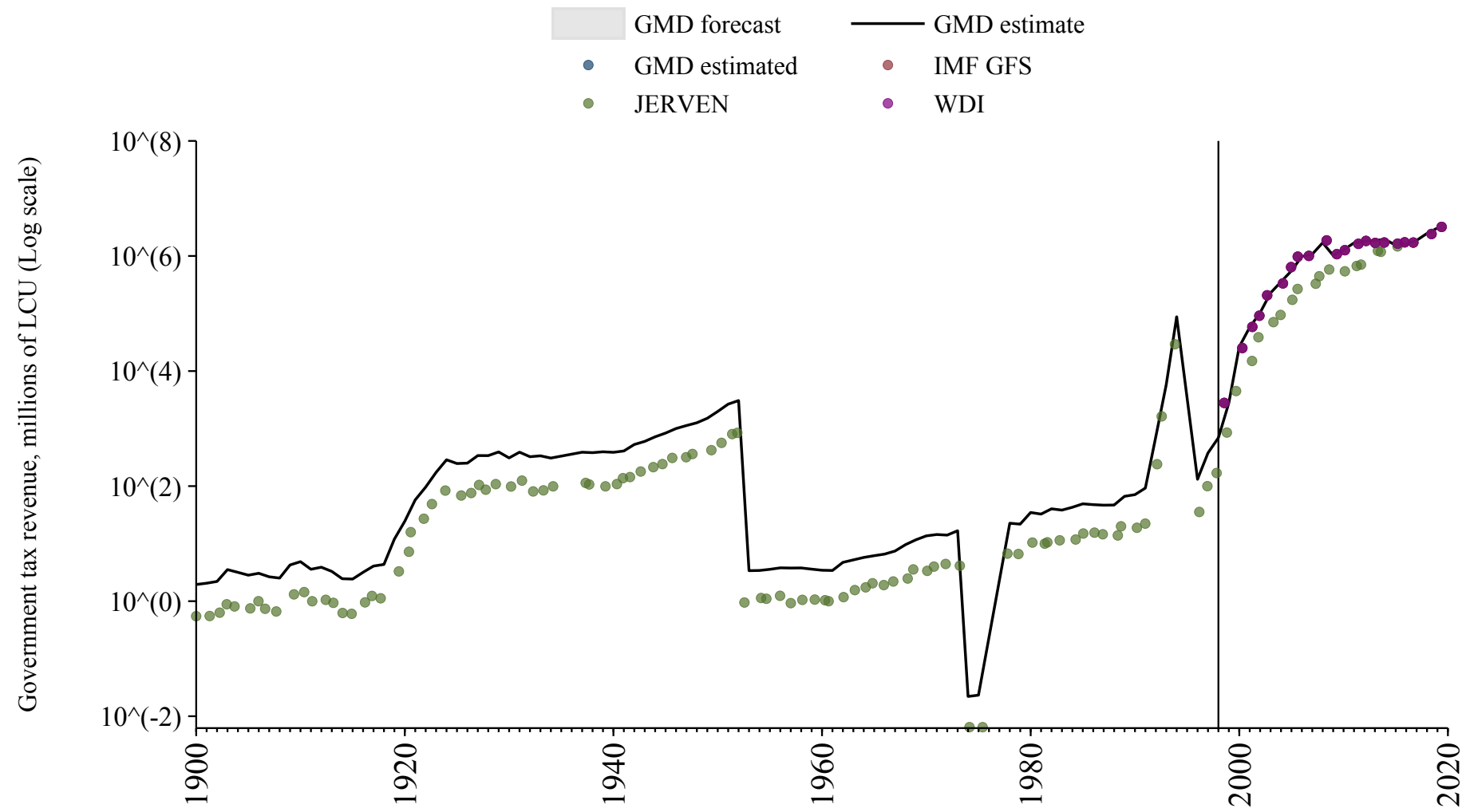
# Algeria

Source	Time span	Notes
<a href="#">Albers et al. (2023)</a>	1900 - 1993	Spliced using overlapping data in 1994: (ratio = 95.3%).
<a href="#">World Bank (Archives) (1999)</a>	1994 - 1996	Spliced using overlapping data in 1997: (ratio = 38.7%).
<a href="#">International Monetary Fund (2024)</a>	1997 - 1998	Spliced using overlapping data in 1999: (ratio = 39.4%).
<a href="#">Arab Monetary Fund (2024)</a>	1999 - 2021	Baseline source, overlaps with base year 2018.



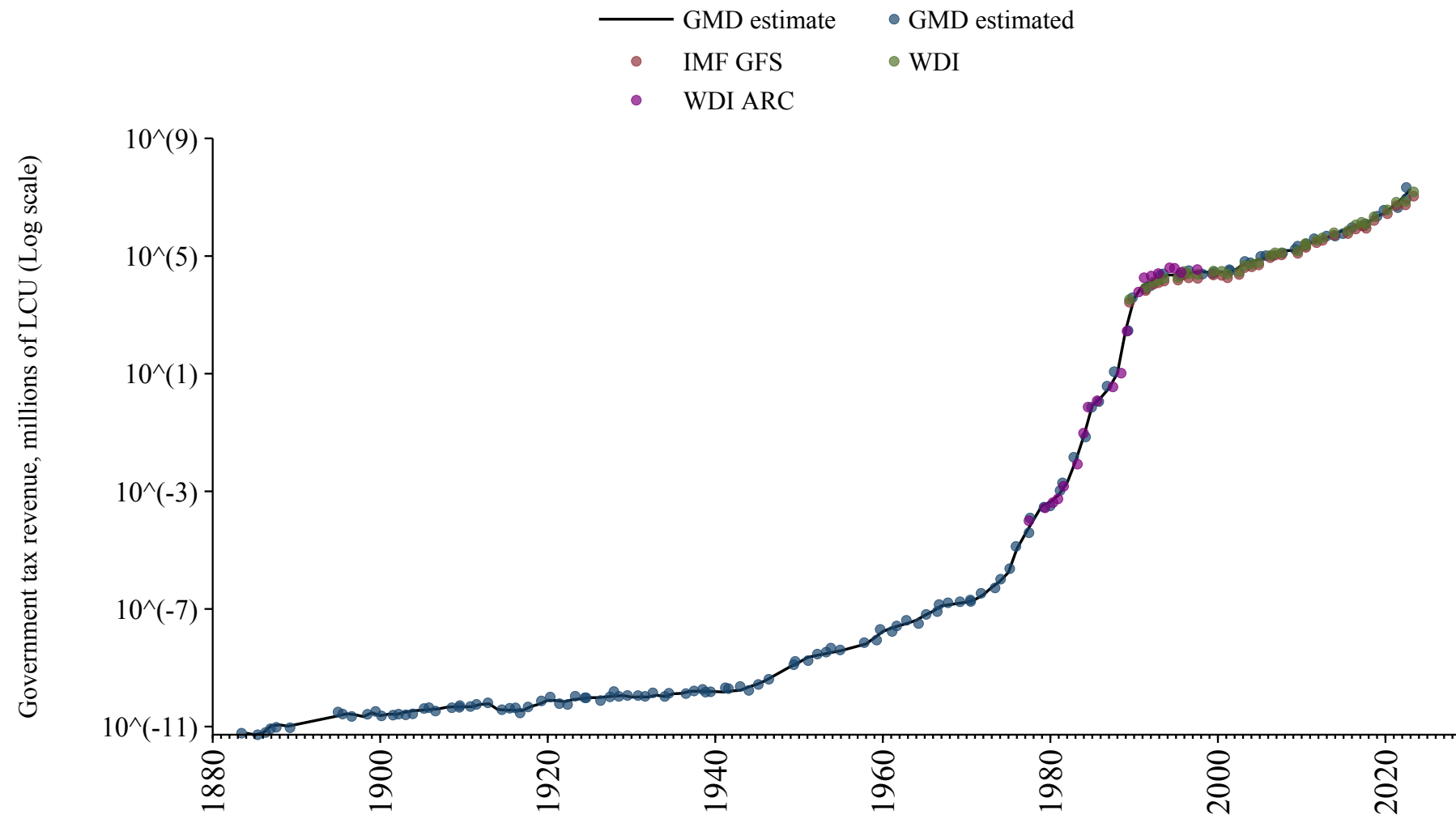
# Angola

Source	Time span	Notes
<a href="#">Albers et al. (2023)</a>	1900 - 1998	Spliced using overlapping data in 1999: (ratio = 355.5%).
<a href="#">World Bank (2024)</a>	1999 - 2019	Baseline source, overlaps with base year 2018.



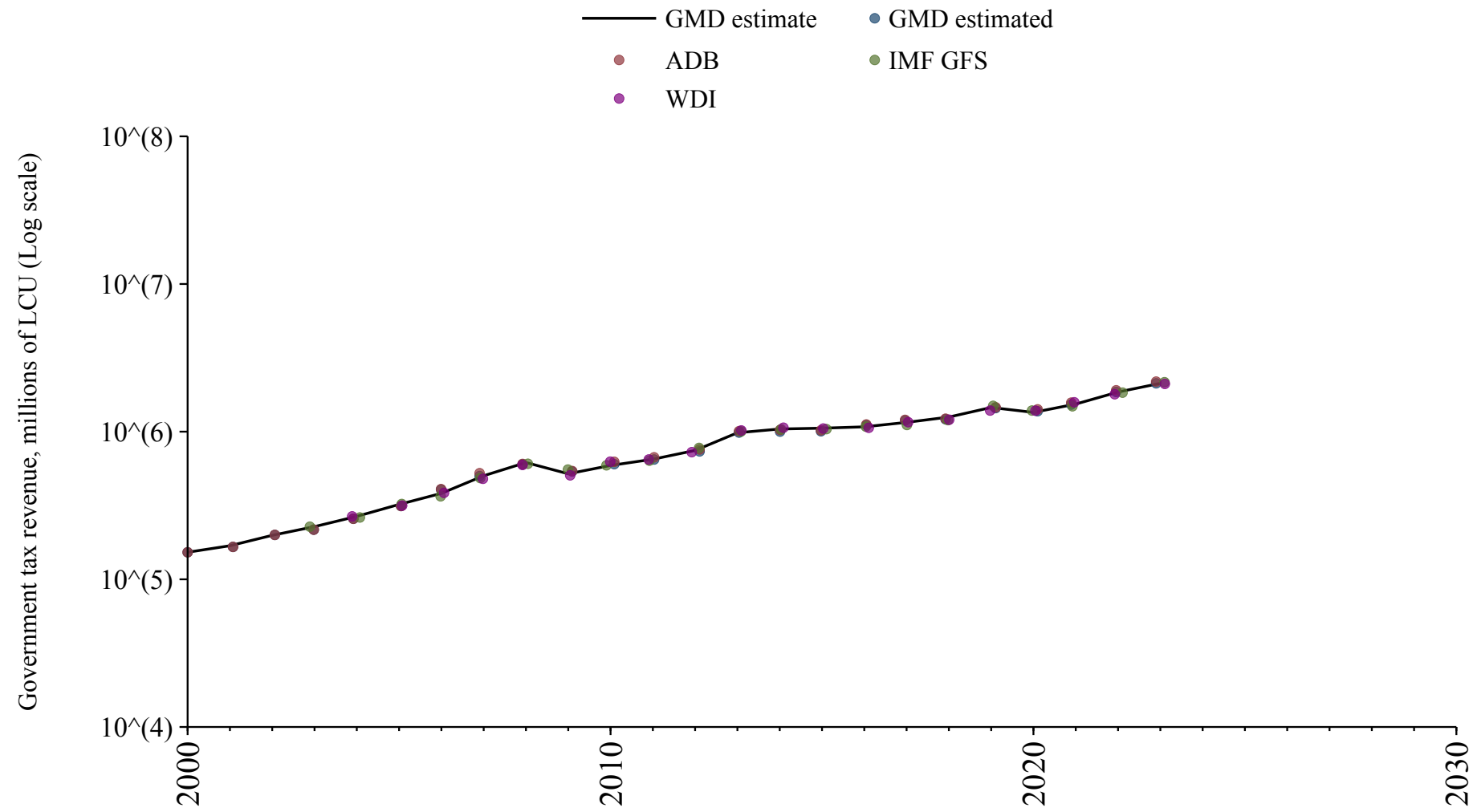
# Argentina

Source	Time span	Notes
<a href="#">Cox and Dincecco (2021)</a>	1884 - 1977	Spliced using overlapping data in 1978.
<a href="#">World Bank (Archives) (1999)</a>	1978 - 1989	Spliced using overlapping data in 1990.
<a href="#">World Bank (2024)</a>	1990 - 2023	Baseline source, overlaps with base year 2018.



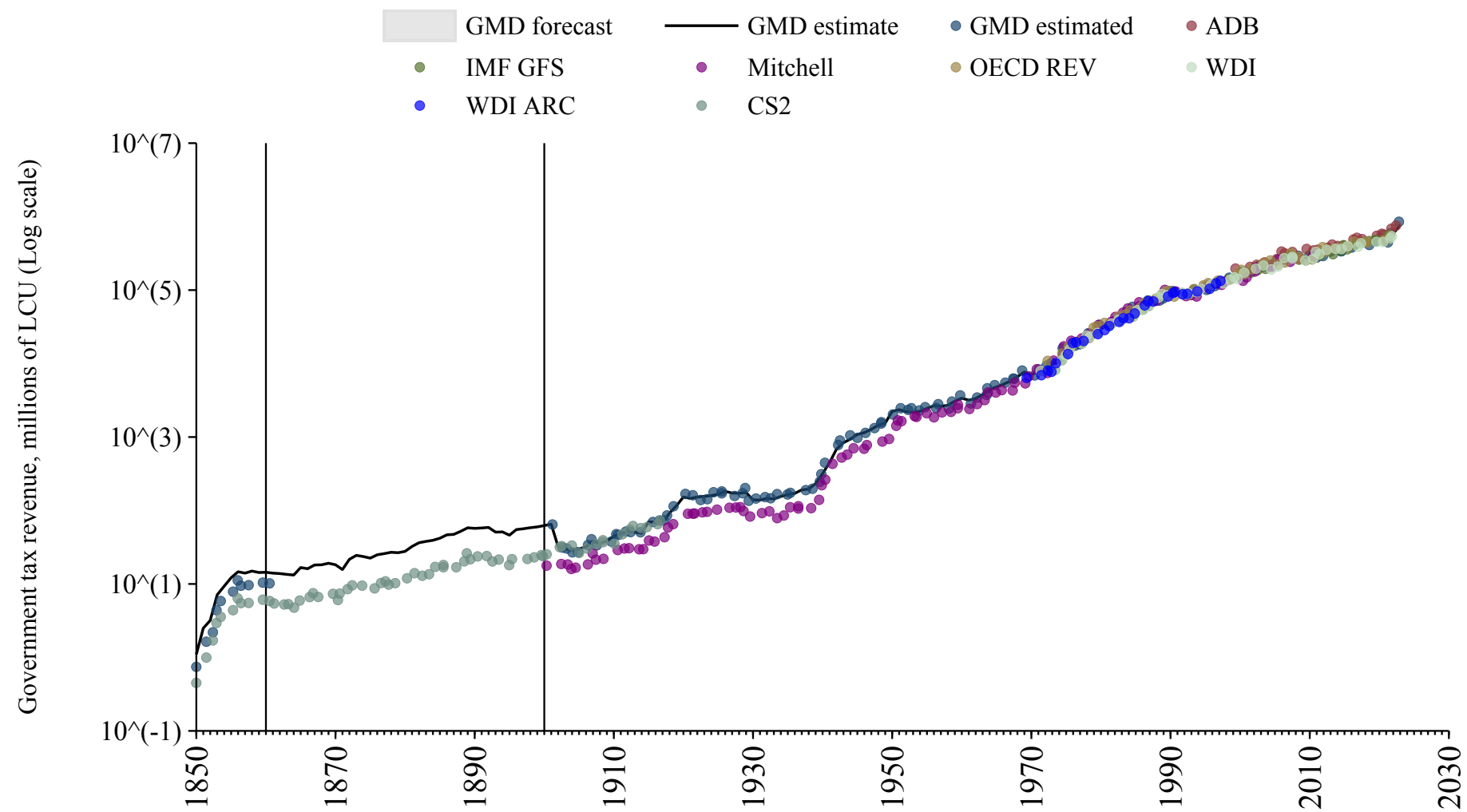
## Armenia

Source	Time span	Notes
<a href="#">Asian Development Bank (2024)</a>	2000 - 2003	Spliced using overlapping data in 2004.
<a href="#">World Bank (2024)</a>	2004 - 2023	Baseline source, overlaps with base year 2018.



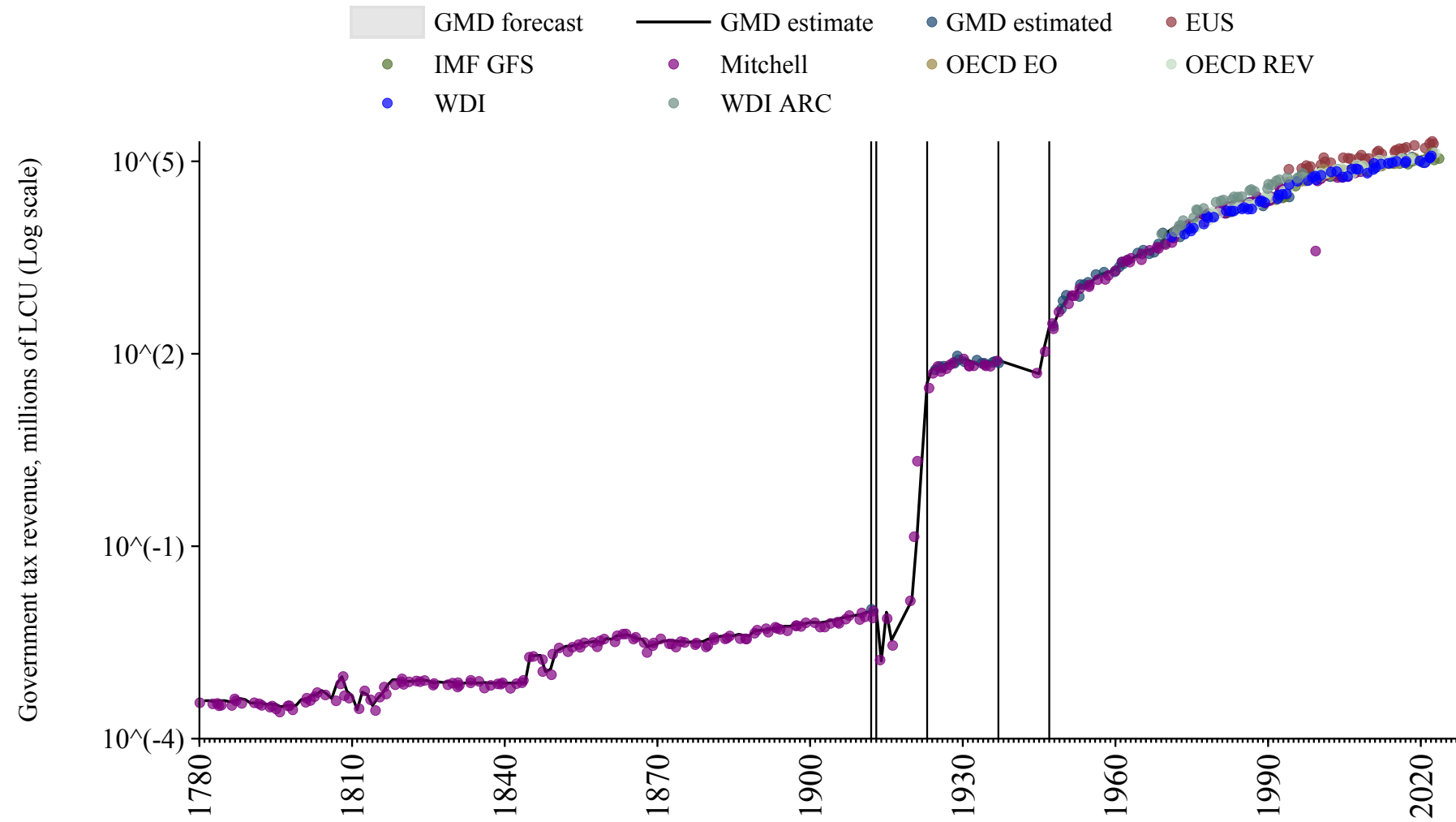
## Australia

Source	Time span	Notes
<a href="#">Vamplew (1987)</a>	1850 - 1900	Spliced using overlapping data in 1901: (ratio = 256%).
<a href="#">Mitchell (2013)</a>	1901 - 1969	Spliced using overlapping data in 1970.
<a href="#">World Bank (Archives) (1999)</a>	1970 - 1971	Spliced using overlapping data in 1972.
<a href="#">World Bank (2024)</a>	1972 - 2022	Baseline source, overlaps with base year 2018.
<a href="#">Asian Development Bank (2024)</a>	2023 - 2023	Spliced using overlapping data in 2024.



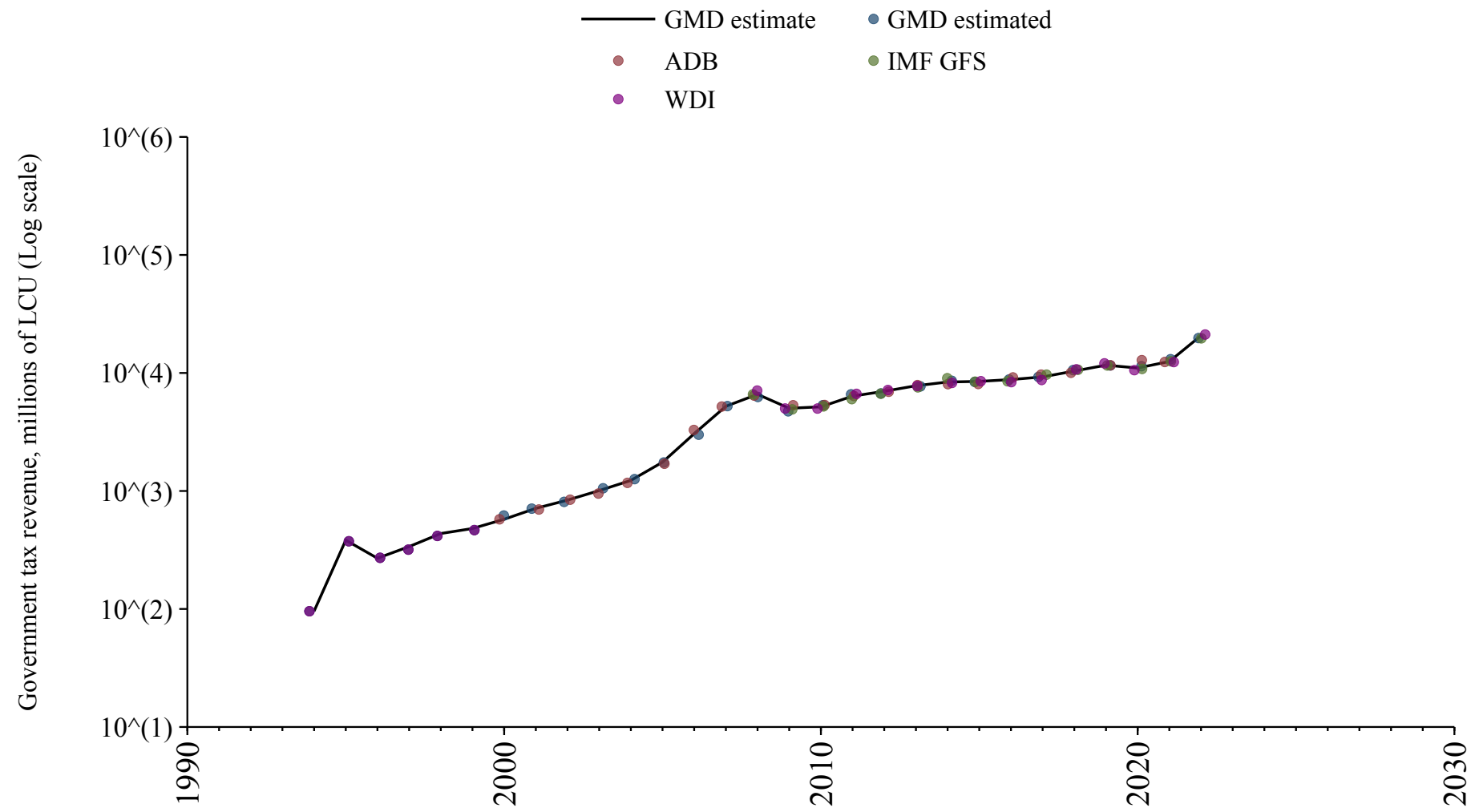
# Austria

Source	Time span	Notes
<a href="#">Mitchell (2013)</a>	1781 - 1969	Spliced using overlapping data in 1970: (ratio = 107.8%).
<a href="#">World Bank (Archives) (1999)</a>	1970 - 1971	Spliced using overlapping data in 1972.
<a href="#">World Bank (2024)</a>	1972 - 1994	Spliced using overlapping data in 1995.
<a href="#">OECD Economic Outlook (2024)</a>	1995 - 2023	Baseline source, overlaps with base year 2018.



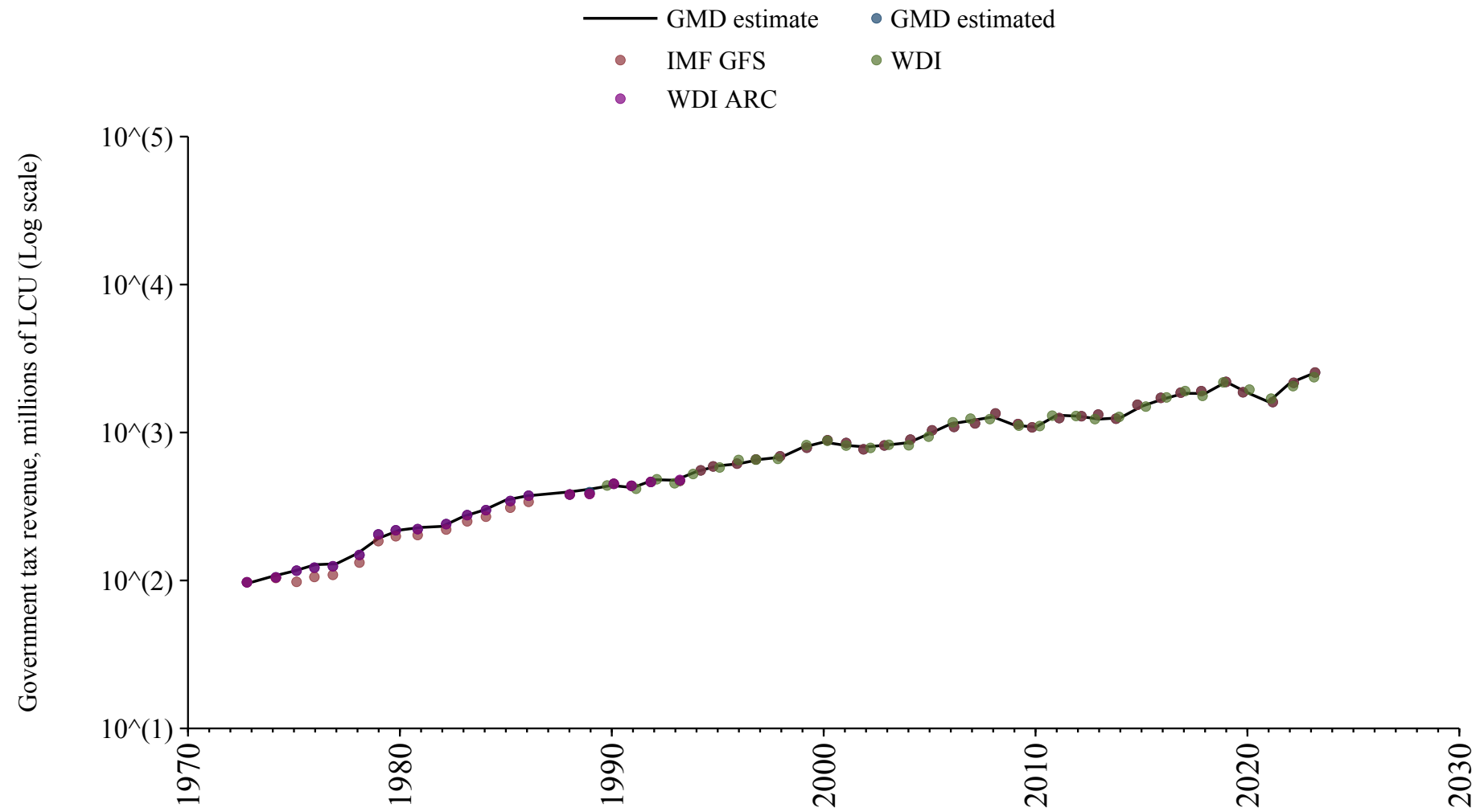
## Azerbaijan

Source	Time span	Notes
<a href="#">World Bank (2024)</a>	1994 - 1999	Spliced using overlapping data in 2000.
<a href="#">Asian Development Bank (2024)</a>	2000 - 2007	Spliced using overlapping data in 2008.
<a href="#">World Bank (2024)</a>	2008 - 2022	Baseline source, overlaps with base year 2018.



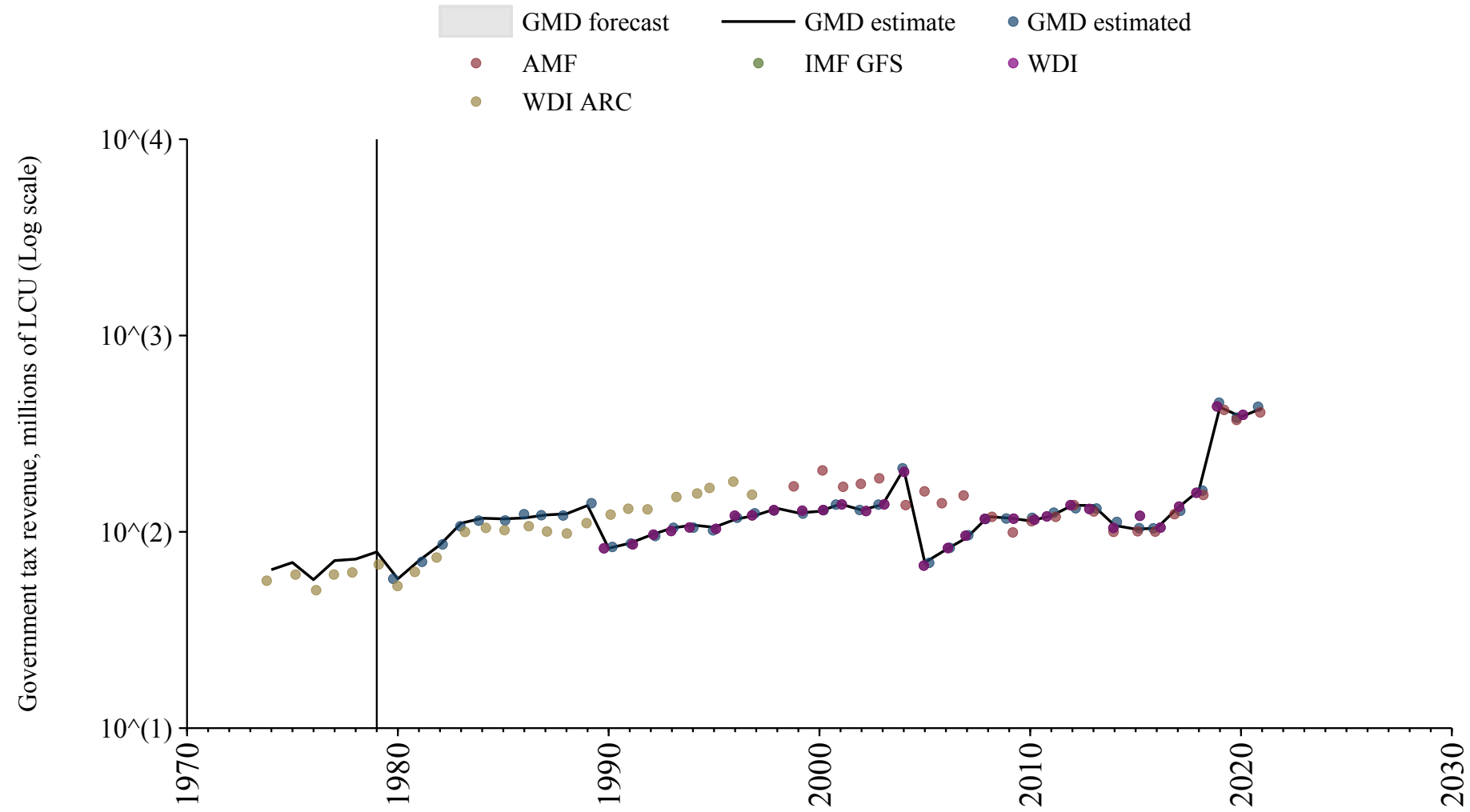
## Bahamas

Source	Time span	Notes
<a href="#">World Bank (Archives) (1999)</a>	1973 - 1989	Spliced using overlapping data in 1990.
<a href="#">World Bank (2024)</a>	1990 - 2023	Baseline source, overlaps with base year 2018.



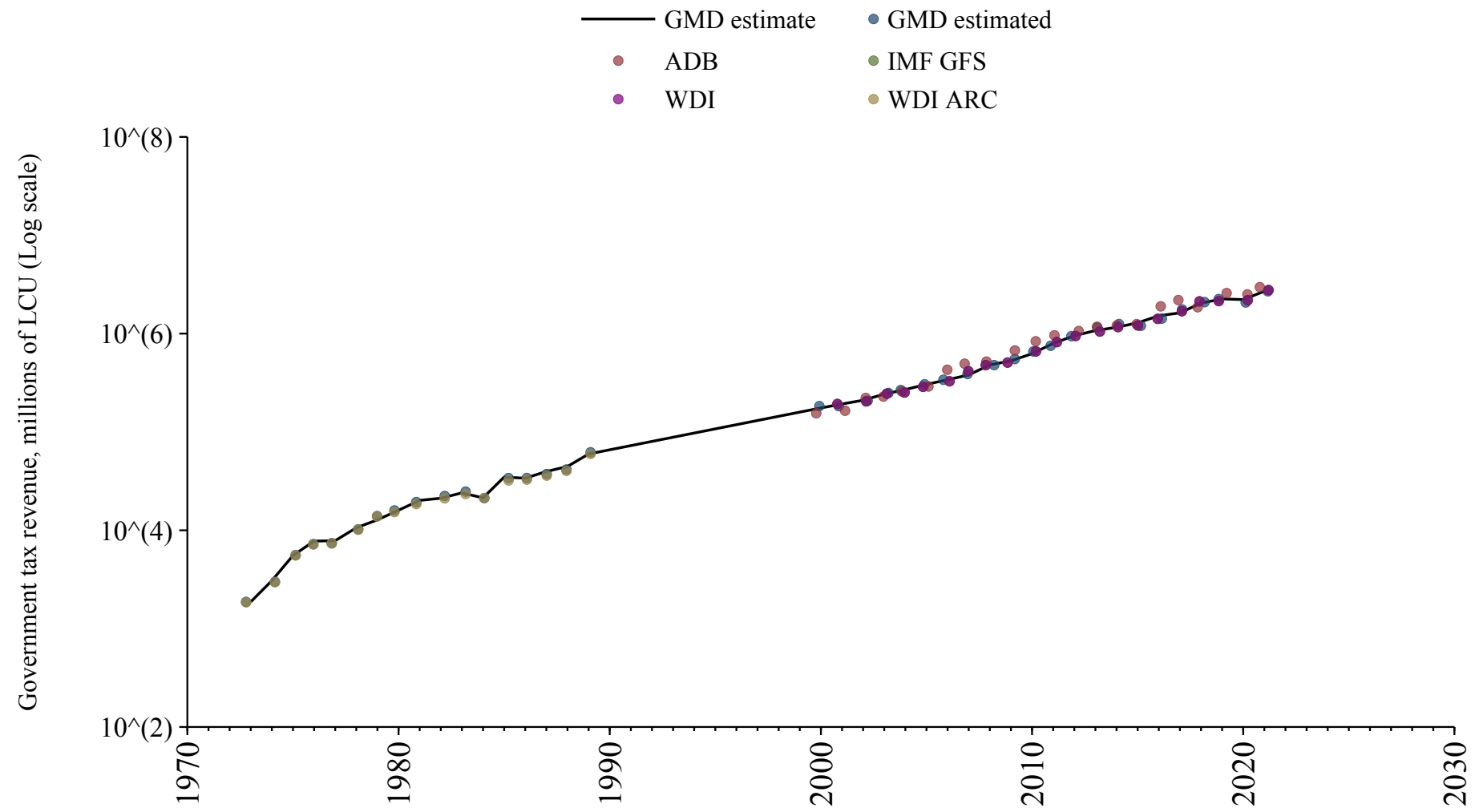
## Bahrain

Source	Time span	Notes
<a href="#">World Bank (Archives) (1999)</a>	1974 - 1989	Spliced using overlapping data in 1990: (ratio = 113.7%).
<a href="#">World Bank (2024)</a>	1990 - 2012	Spliced using overlapping data in 2013.
<a href="#">Arab Monetary Fund (2024)</a>	2013 - 2021	Baseline source, overlaps with base year 2018.



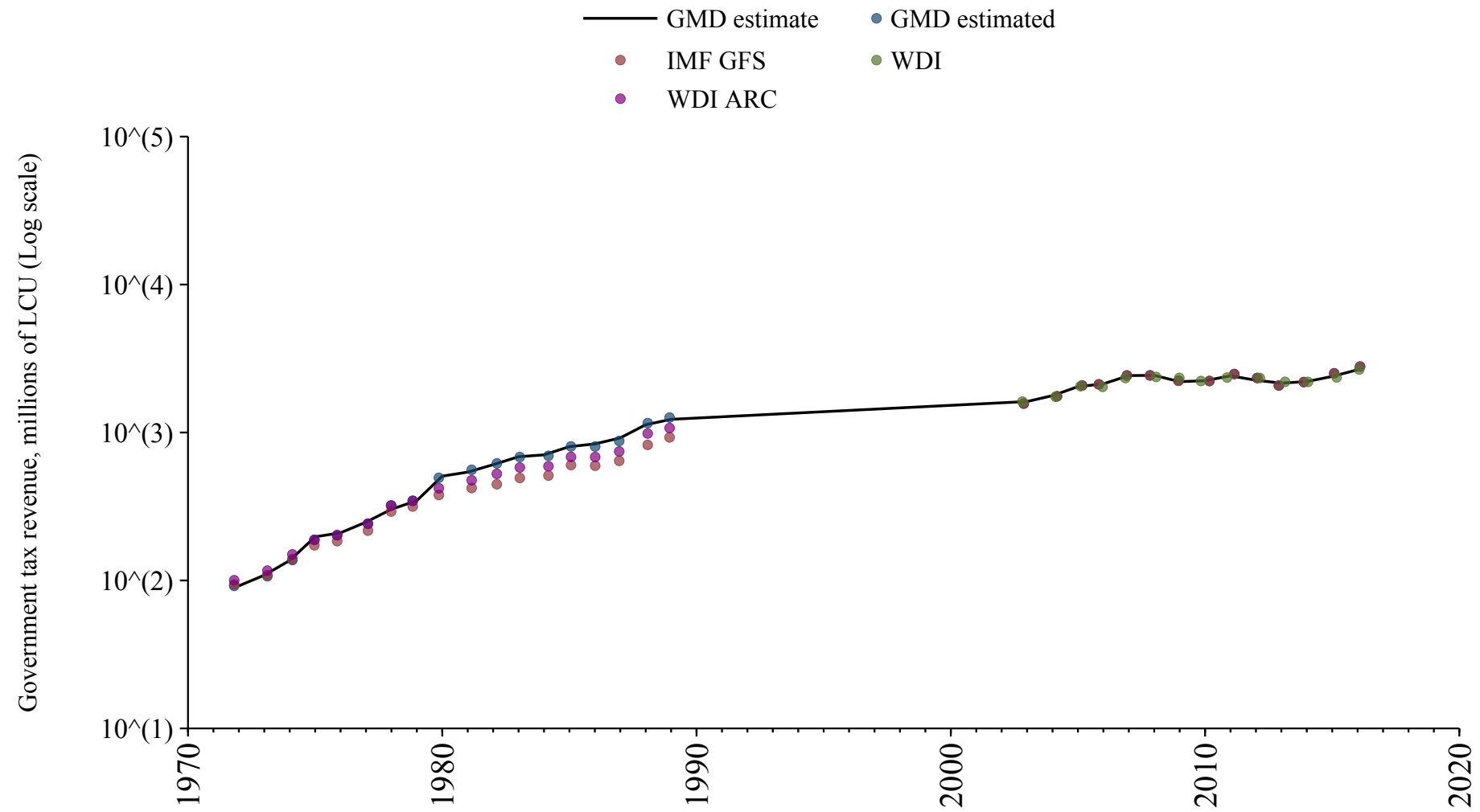
## Bangladesh

Source	Time span	Notes
<a href="#">World Bank (Archives) (1999)</a>	1973 - 1989	Spliced using overlapping data in 1990.
<a href="#">Asian Development Bank (2024)</a>	1990 - 2000	Spliced using overlapping data in 2001.
<a href="#">World Bank (2024)</a>	2001 - 2021	Baseline source, overlaps with base year 2018.



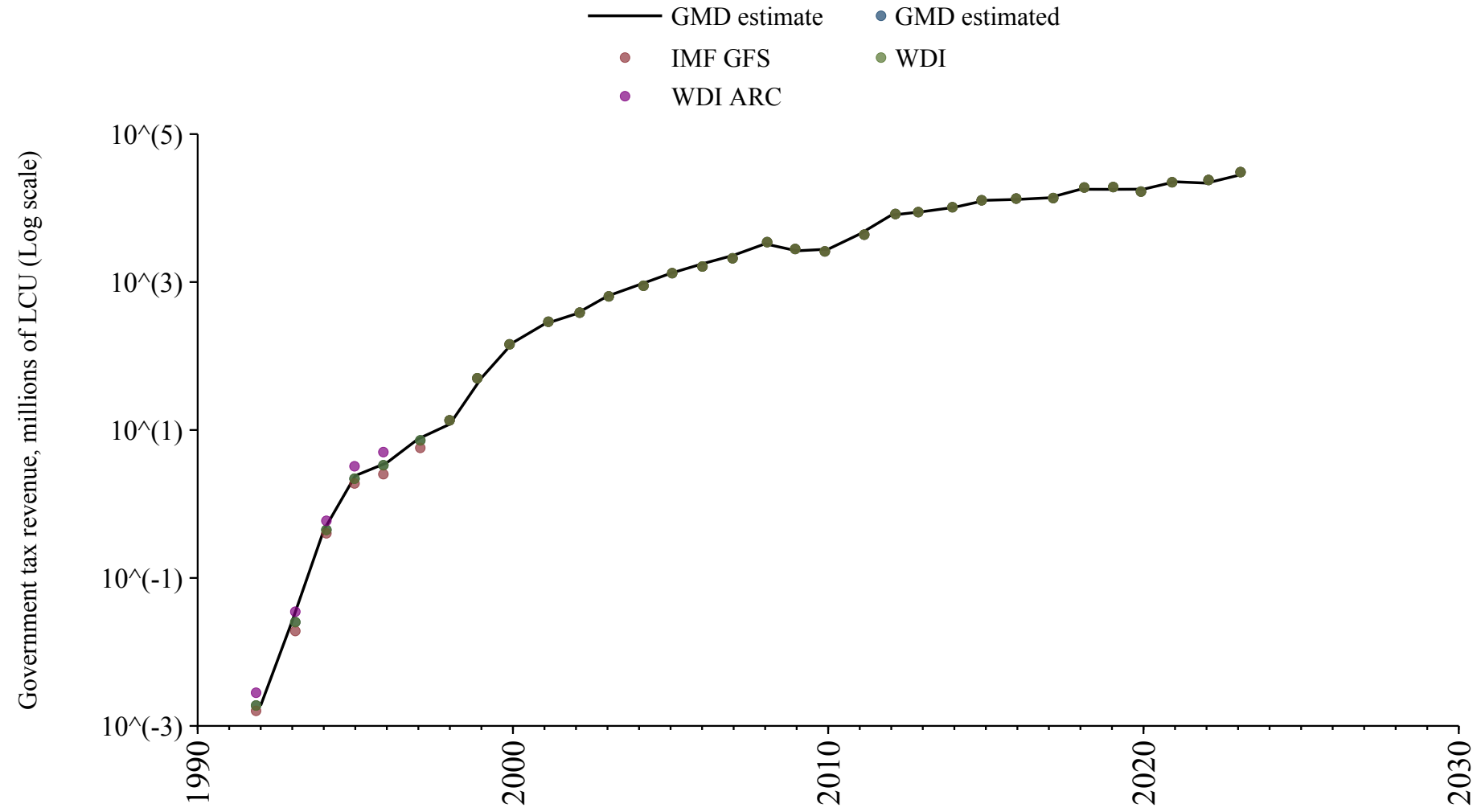
## Barbados

Source	Time span	Notes
<a href="#">World Bank (Archives) (1999)</a>	1972 - 1989	Spliced using overlapping data in 1990.
<a href="#">World Bank (2024)</a>	1990 - 2016	Spliced using overlapping data in 2017.



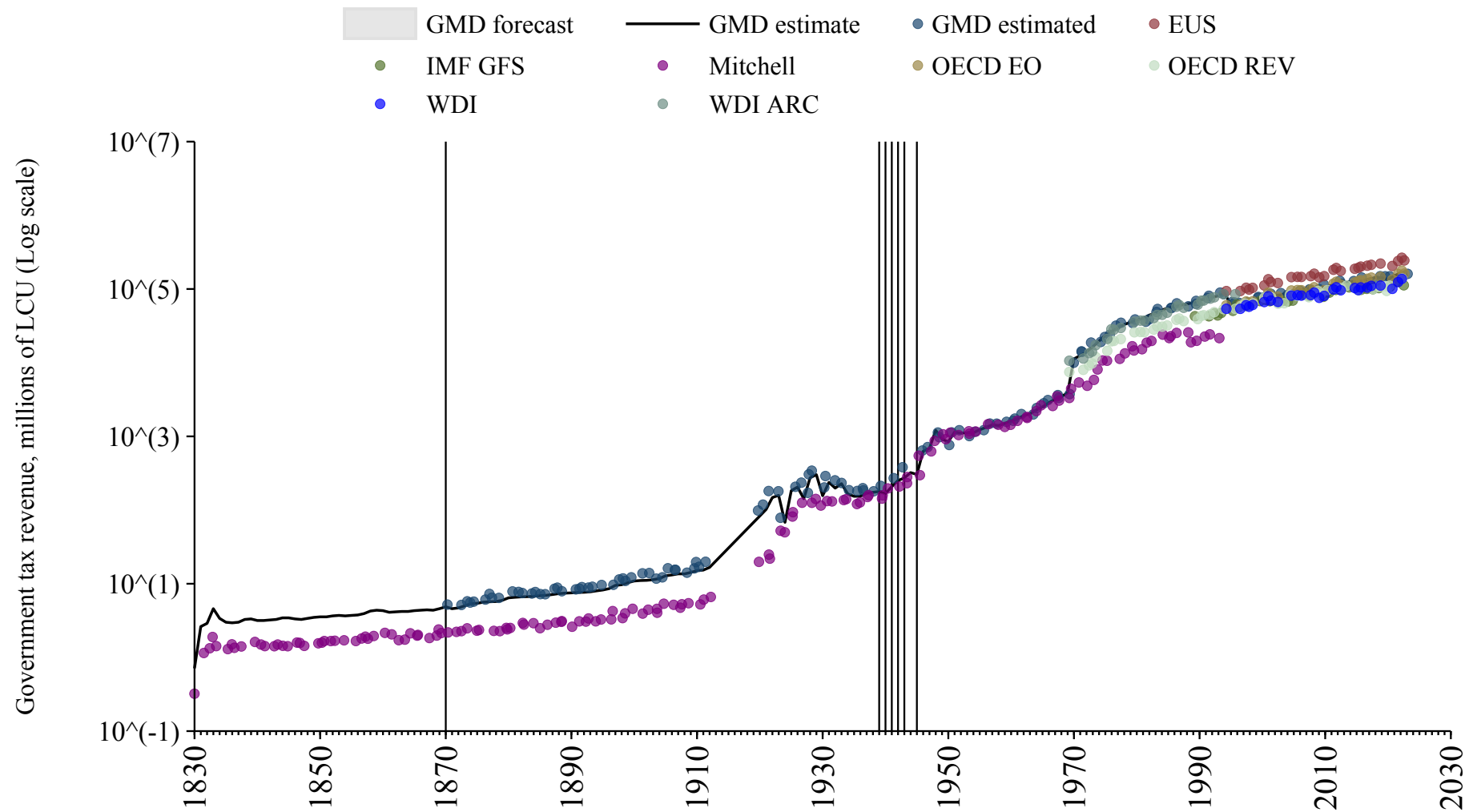
# Belarus

Source	Time span	Notes
<a href="#">World Bank (2024)</a>	1992 - 2023	Baseline source, overlaps with base year 2018.



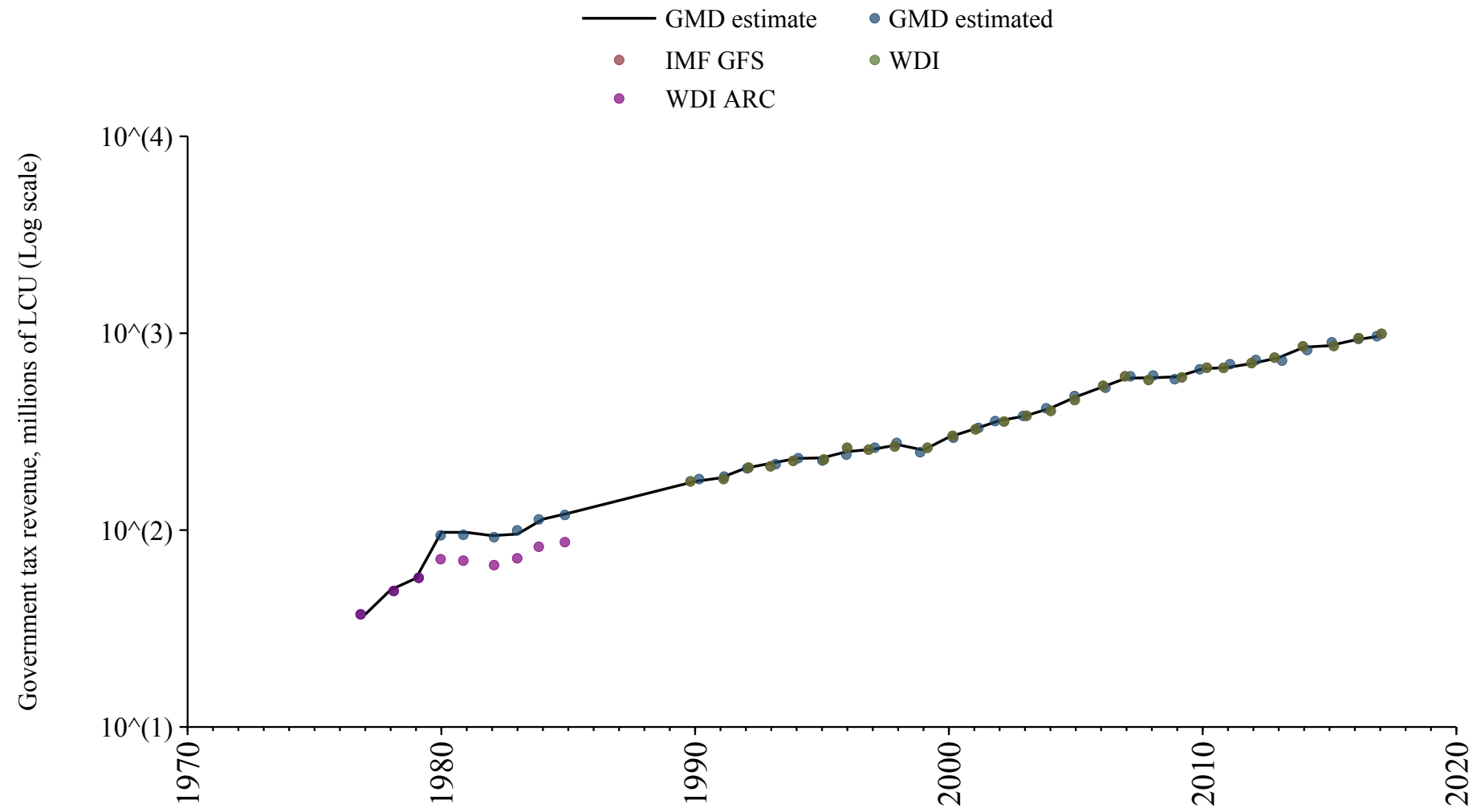
# Belgium

Source	Time span	Notes
<a href="#">Mitchell (2013)</a>	1830 - 1870	Spliced using overlapping data in 1871: (ratio = 220.6%).
<a href="#">Cox and Dincecco (2021)</a>	1871 - 1923	Spliced using overlapping data in 1924: (ratio = 88%).
<a href="#">Mitchell (2013)</a>	1924 - 1924	Spliced using overlapping data in 1925: (ratio = 88%).
<a href="#">Cox and Dincecco (2021)</a>	1925 - 1926	Spliced using overlapping data in 1927: (ratio = 88%).
<a href="#">Mitchell (2013)</a>	1927 - 1927	Spliced using overlapping data in 1928: (ratio = 88%).
<a href="#">Cox and Dincecco (2021)</a>	1928 - 1929	Spliced using overlapping data in 1930: (ratio = 88%).
<a href="#">Mitchell (2013)</a>	1930 - 1930	Spliced using overlapping data in 1931: (ratio = 88%).
<a href="#">Cox and Dincecco (2021)</a>	1931 - 1933	Spliced using overlapping data in 1934: (ratio = 88%).
<a href="#">Mitchell (2013)</a>	1934 - 1969	Spliced using overlapping data in 1970.
<a href="#">World Bank (Archives) (1999)</a>	1970 - 1994	Spliced using overlapping data in 1995.
<a href="#">OECD Economic Outlook (2024)</a>	1995 - 2023	Baseline source, overlaps with base year 2018.



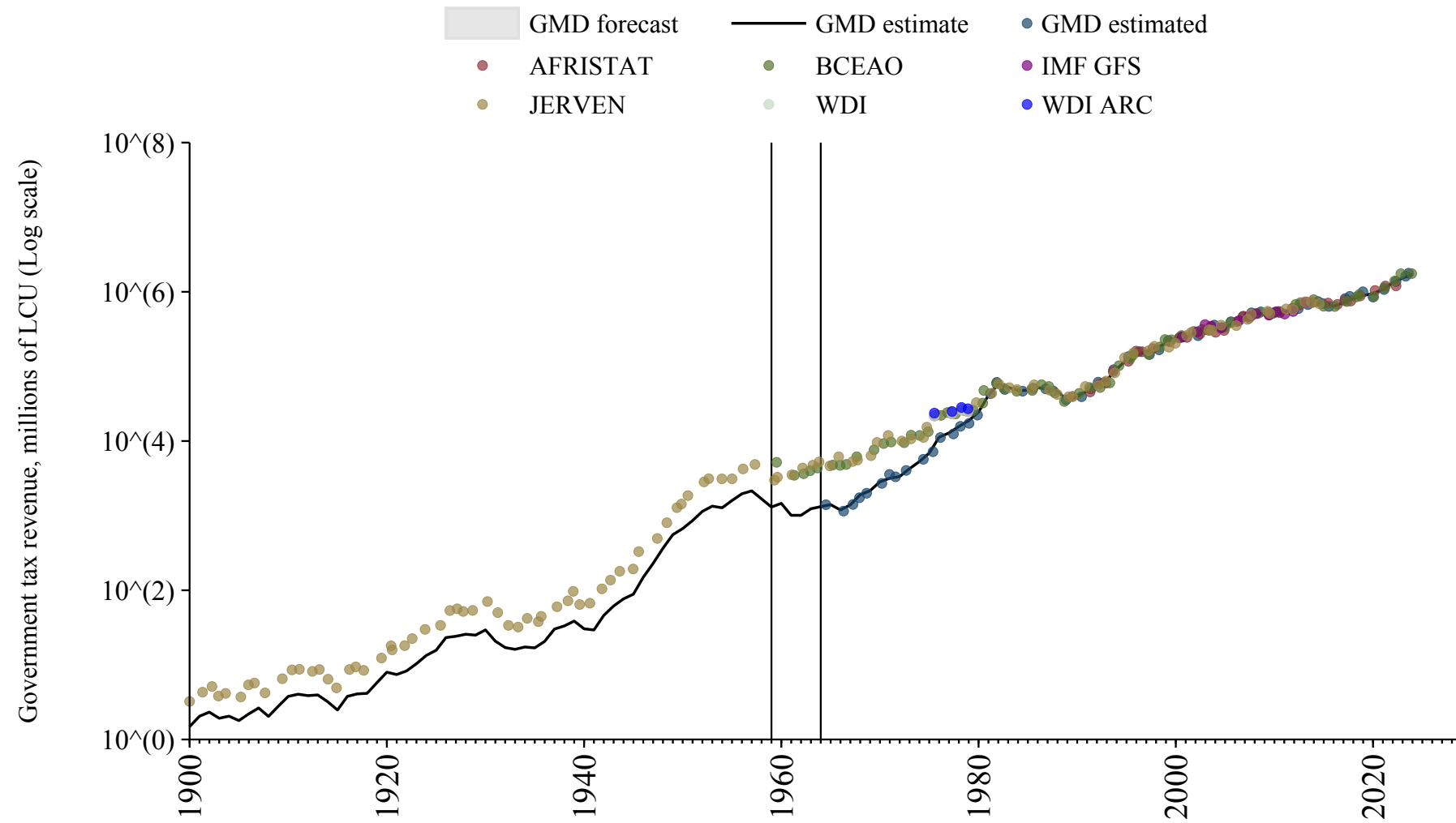
# Belize

Source	Time span	Notes
<a href="#">World Bank (Archives) (1999)</a>	1977 - 1985	Spliced using overlapping data in 1986.
<a href="#">World Bank (2024)</a>	1986 - 2017	Spliced using overlapping data in 2018.



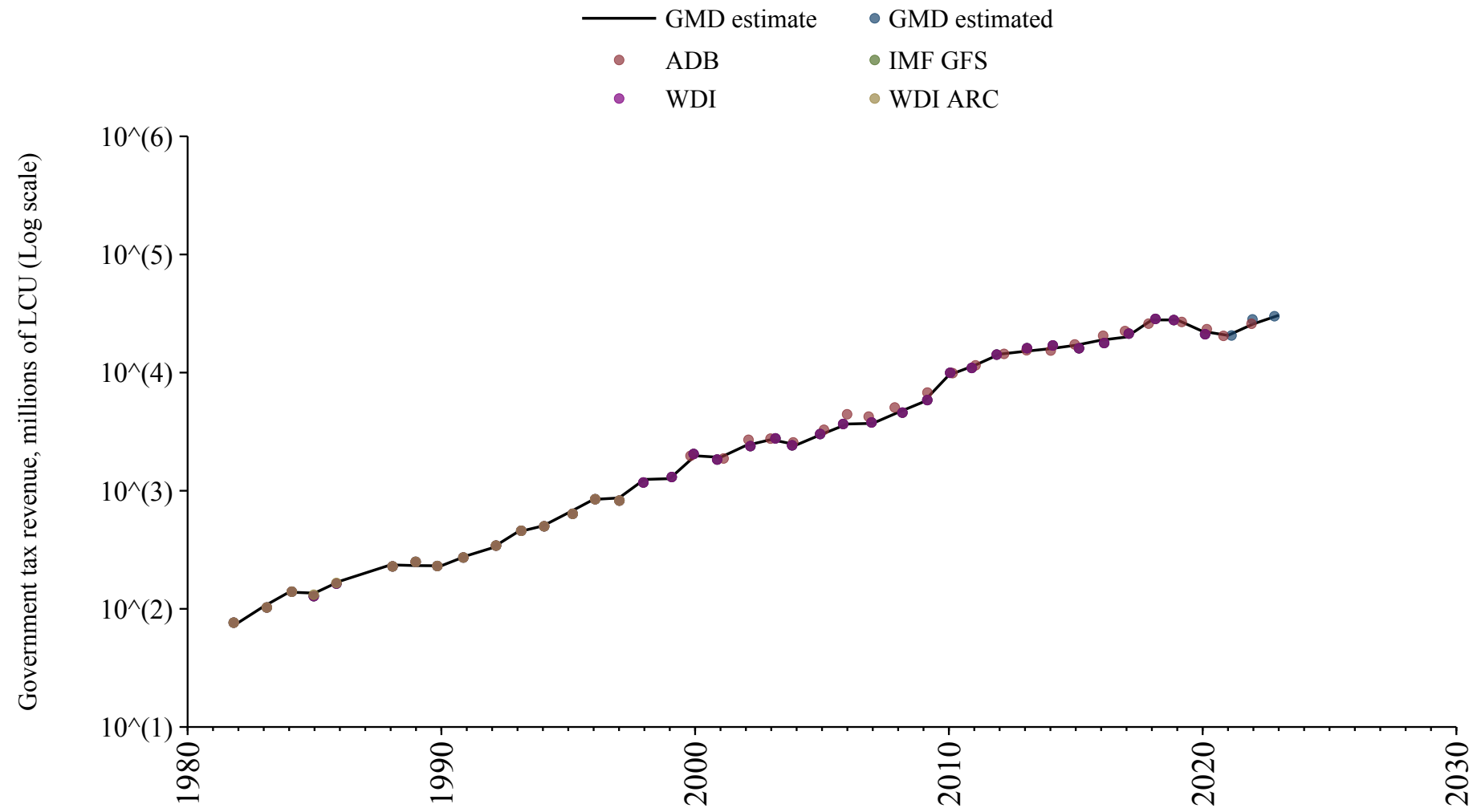
## Benin

Source	Time span	Notes
<a href="#">Albers et al. (2023)</a>	1900 - 1959	Spliced using overlapping data in 1960: (ratio = 46%).
<a href="#">Banque centrale des États de l'Afrique de l'Ouest (2024)</a>	1960 - 1989	Spliced using overlapping data in 1990.
<a href="#">African Union (2024)</a>	1990 - 2022	Baseline source, overlaps with base year 2018.
<a href="#">Banque centrale des États de l'Afrique de l'Ouest (2024)</a>	2023 - 2024	Spliced using overlapping data in 2025.



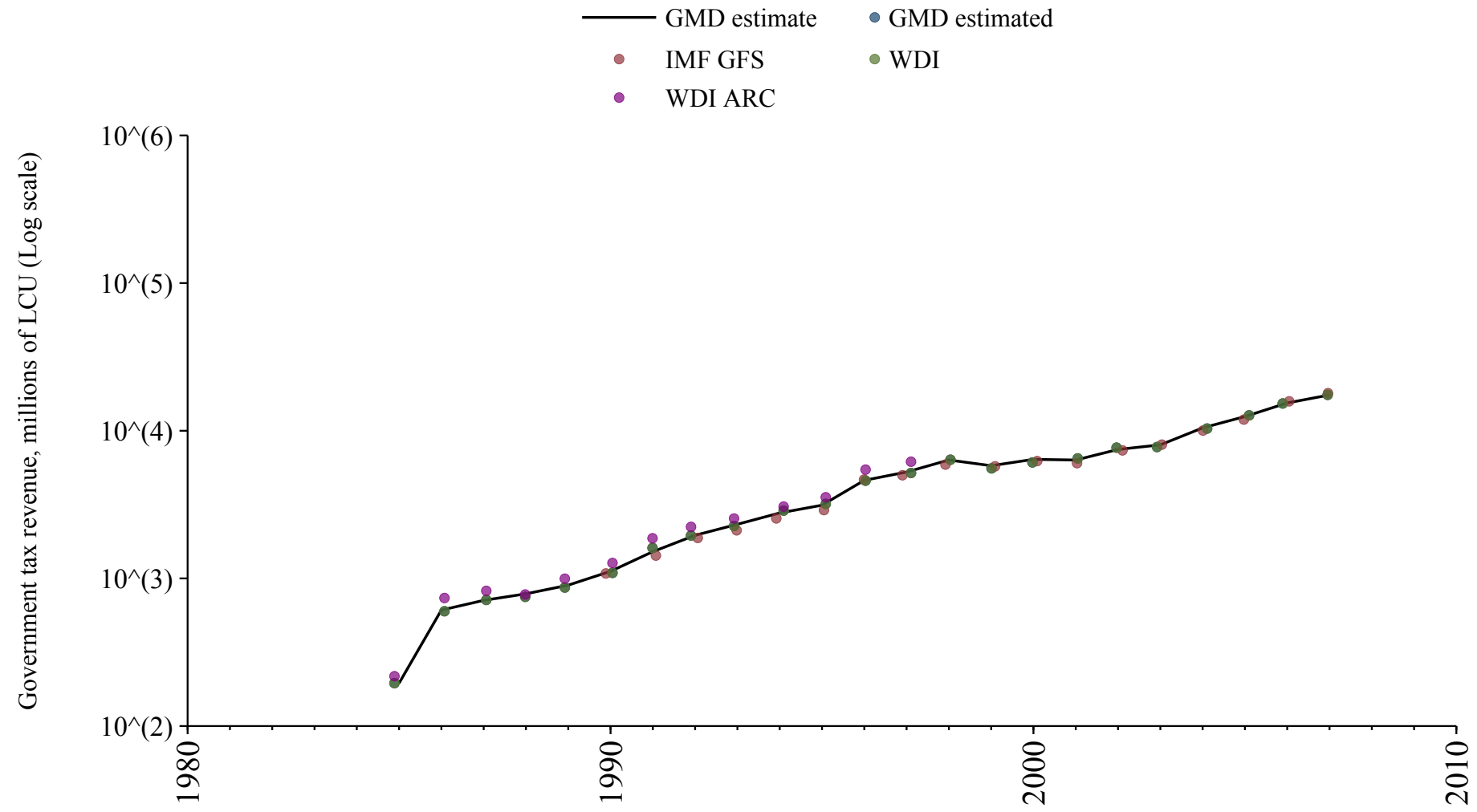
# Bhutan

Source	Time span	Notes
<a href="#">World Bank (2024)</a>	1982 - 2020	Baseline source, overlaps with base year 2018.
<a href="#">Asian Development Bank (2024)</a>	2021 - 2023	Spliced using overlapping data in 2024.



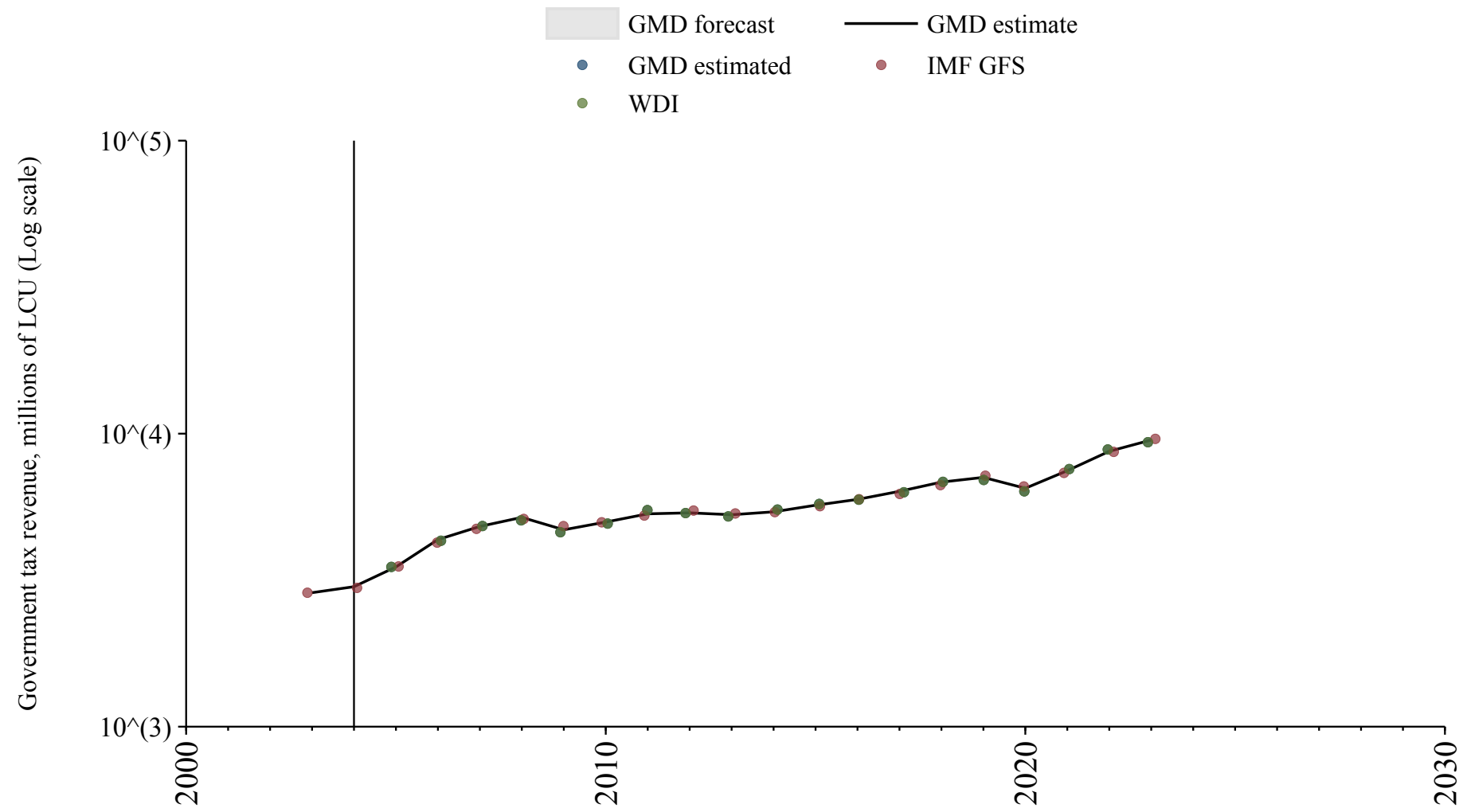
## Bolivia

Source	Time span	Notes
<a href="#">World Bank (2024)</a>	1985 - 2007	Spliced using overlapping data in 2008.



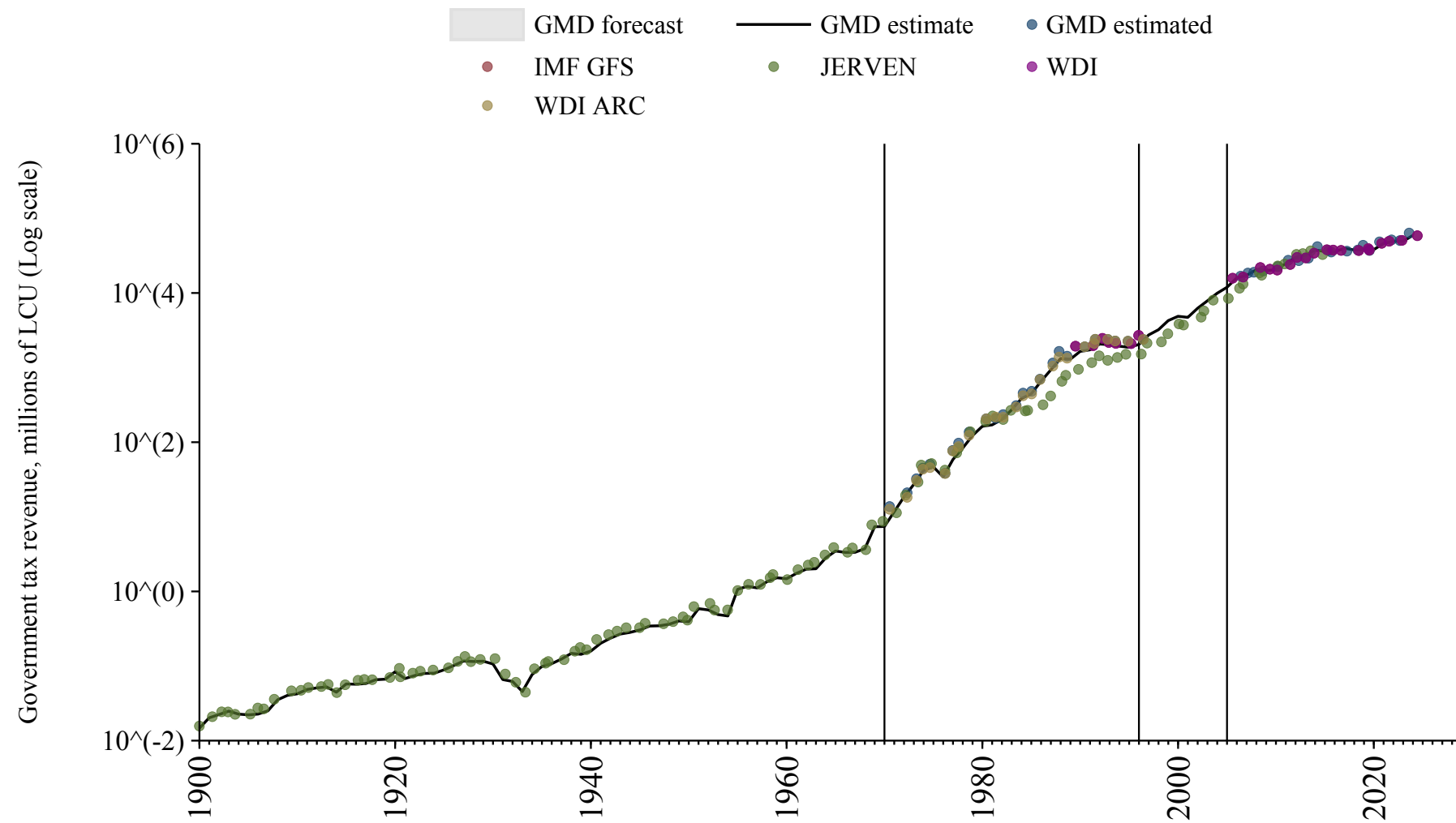
## Bosnia and Herzegovina

Source	Time span	Notes
<a href="#">International Monetary Fund (2024)</a>	2003 - 2004	Spliced using overlapping data in 2005.
<a href="#">World Bank (2024)</a>	2005 - 2023	Baseline source, overlaps with base year 2018.



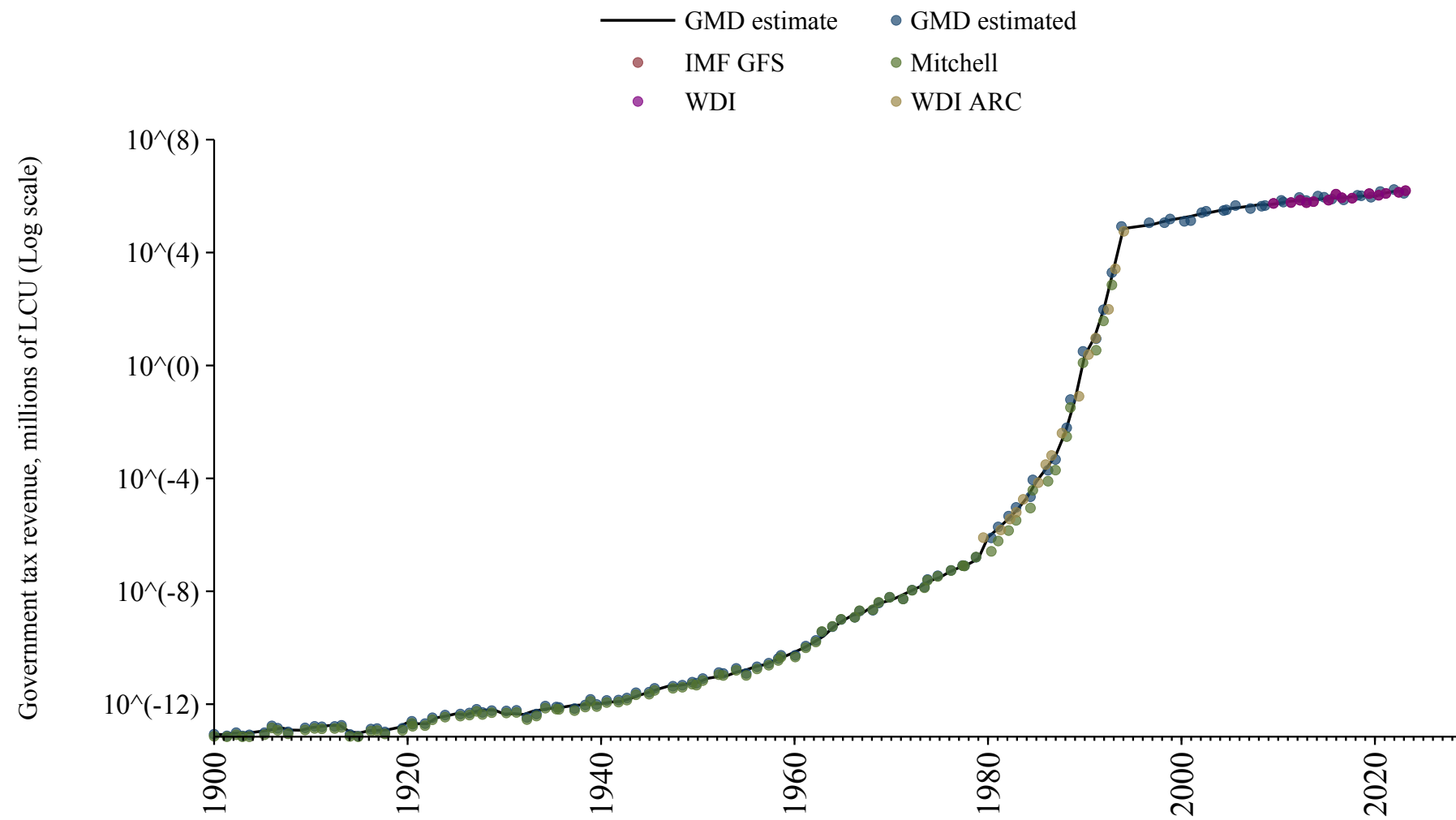
## Botswana

Source	Time span	Notes
<a href="#">Albers et al. (2023)</a>	1900 - 1970	Spliced using overlapping data in 1971: (ratio = 93.3%).
<a href="#">World Bank (Archives) (1999)</a>	1971 - 1989	Spliced using overlapping data in 1990: (ratio = 85.1%).
<a href="#">World Bank (2024)</a>	1990 - 1996	Spliced using overlapping data in 1997: (ratio = 85.1%).
<a href="#">Albers et al. (2023)</a>	1997 - 2005	Spliced using overlapping data in 2006: (ratio = 131.4%).
<a href="#">World Bank (2024)</a>	2006 - 2024	Baseline source, overlaps with base year 2018.



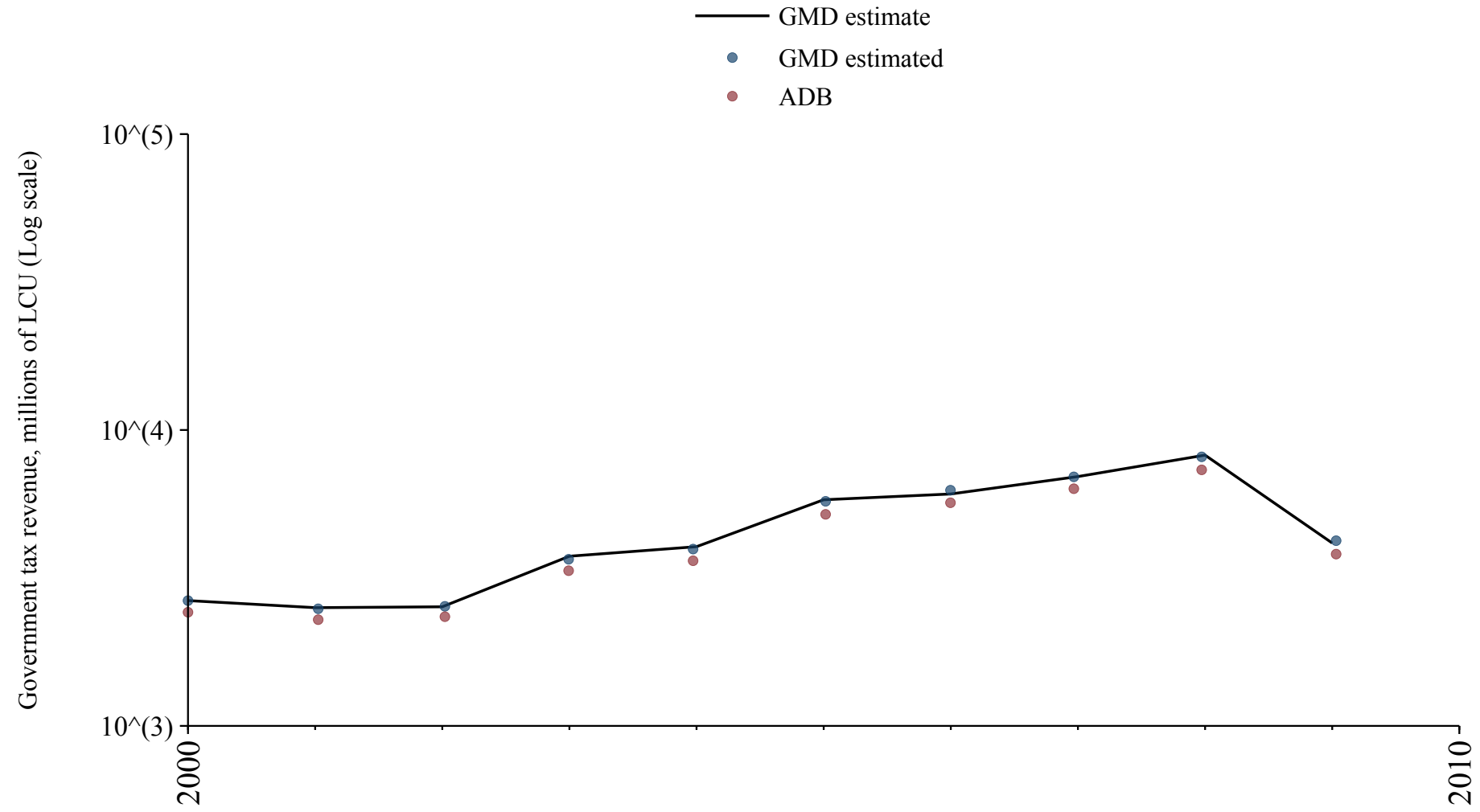
# Brazil

Source	Time span	Notes
<a href="#">Mitchell (2013)</a>	1900 - 1979	Spliced using overlapping data in 1980.
<a href="#">World Bank (Archives) (1999)</a>	1980 - 1994	Spliced using overlapping data in 1995.
<a href="#">Cox and Dincecco (2021)</a>	1995 - 2009	Spliced using overlapping data in 2010.
<a href="#">World Bank (2024)</a>	2010 - 2023	Baseline source, overlaps with base year 2018.



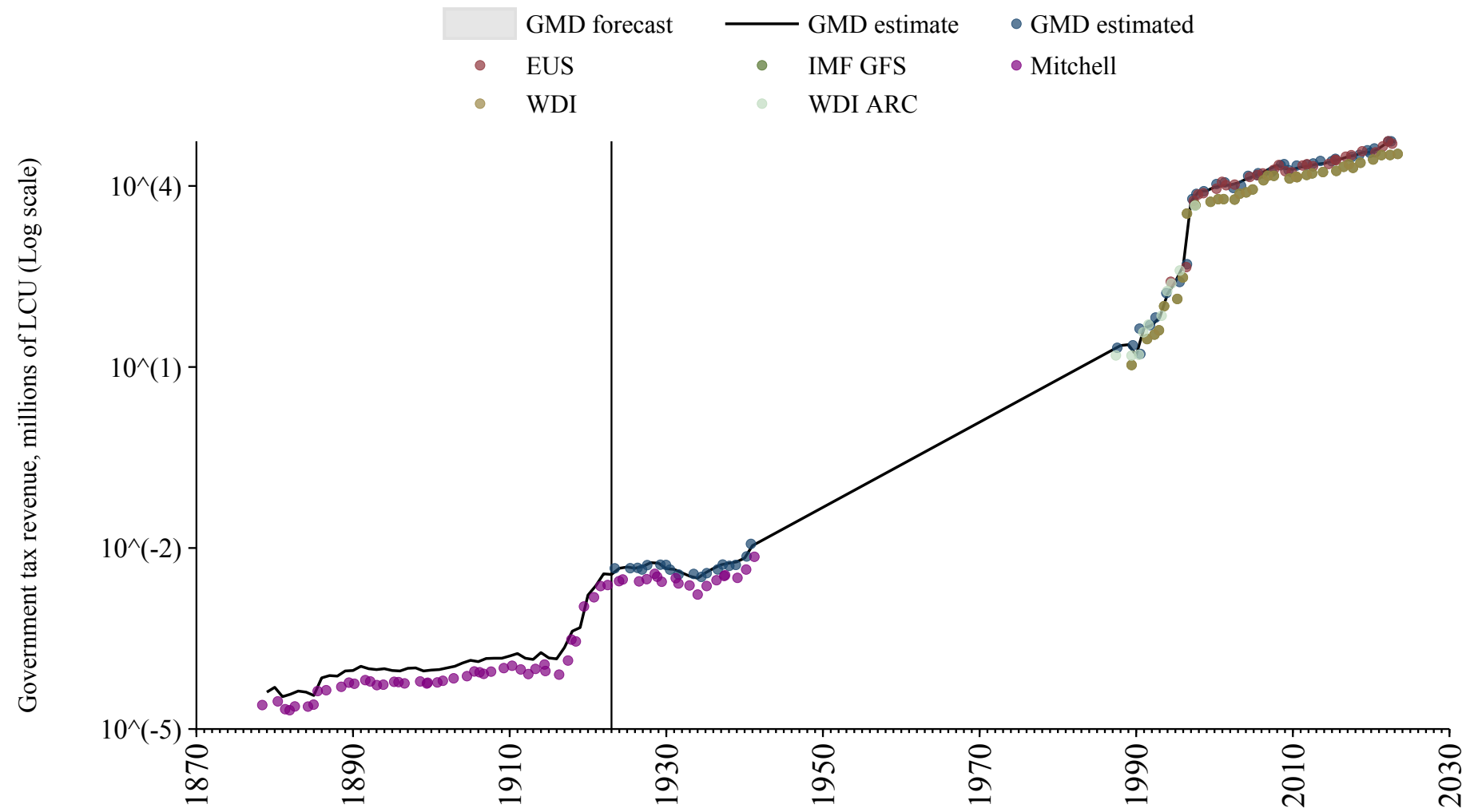
## Brunei

Source	Time span	Notes
<a href="#">Asian Development Bank (2024)</a>	2000 - 2009	Spliced using overlapping data in 2010.



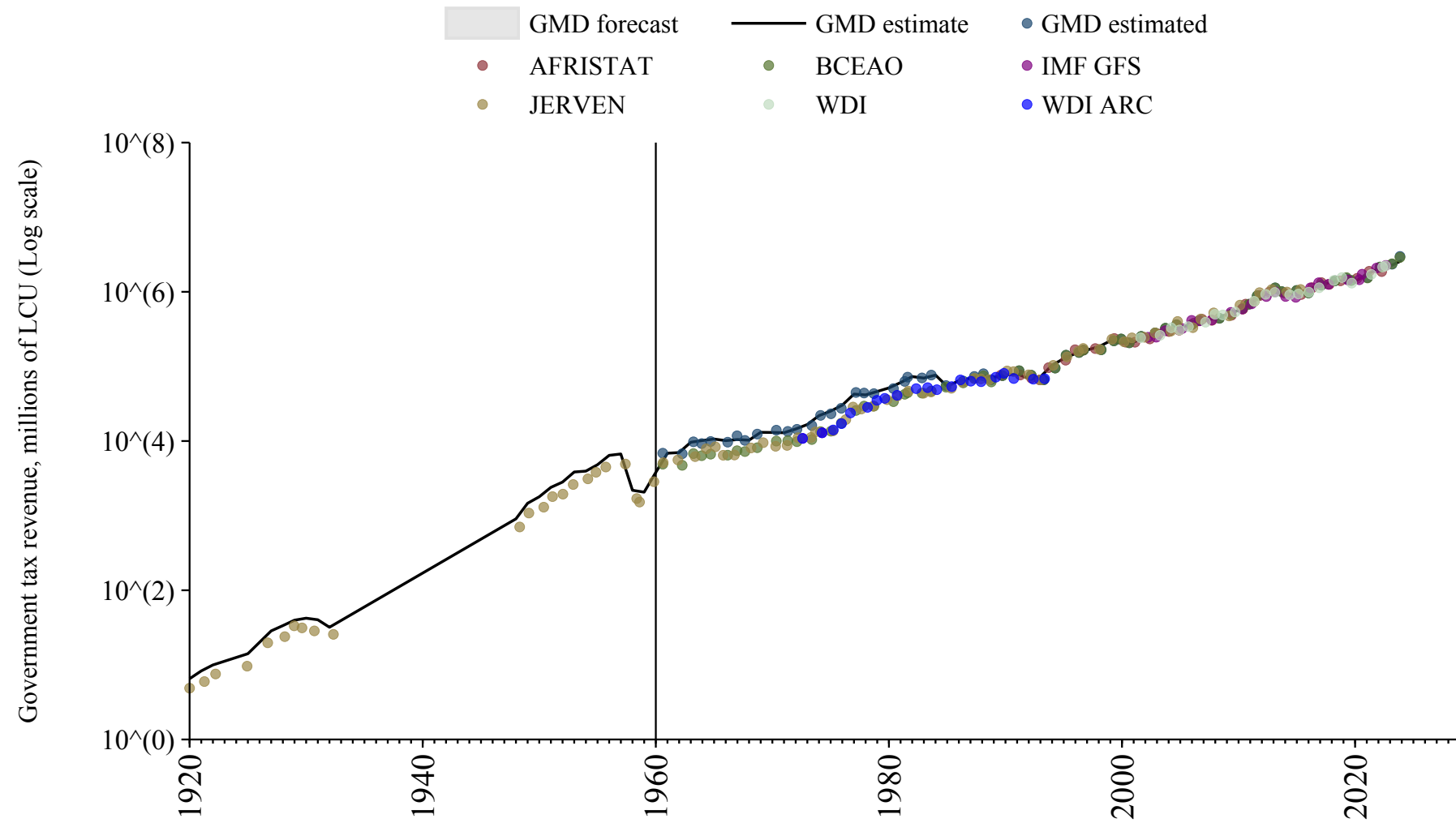
# Bulgaria

Source	Time span	Notes
<a href="#">Mitchell (2013)</a>	1879 - 1941	Spliced using overlapping data in 1942: (ratio = 163.8%).
<a href="#">World Bank (Archives) (1999)</a>	1942 - 1989	Spliced using overlapping data in 1990.
<a href="#">World Bank (2024)</a>	1990 - 1994	Spliced using overlapping data in 1995.
<a href="#">Commission (2024)</a>	1995 - 2023	Baseline source, overlaps with base year 2018.



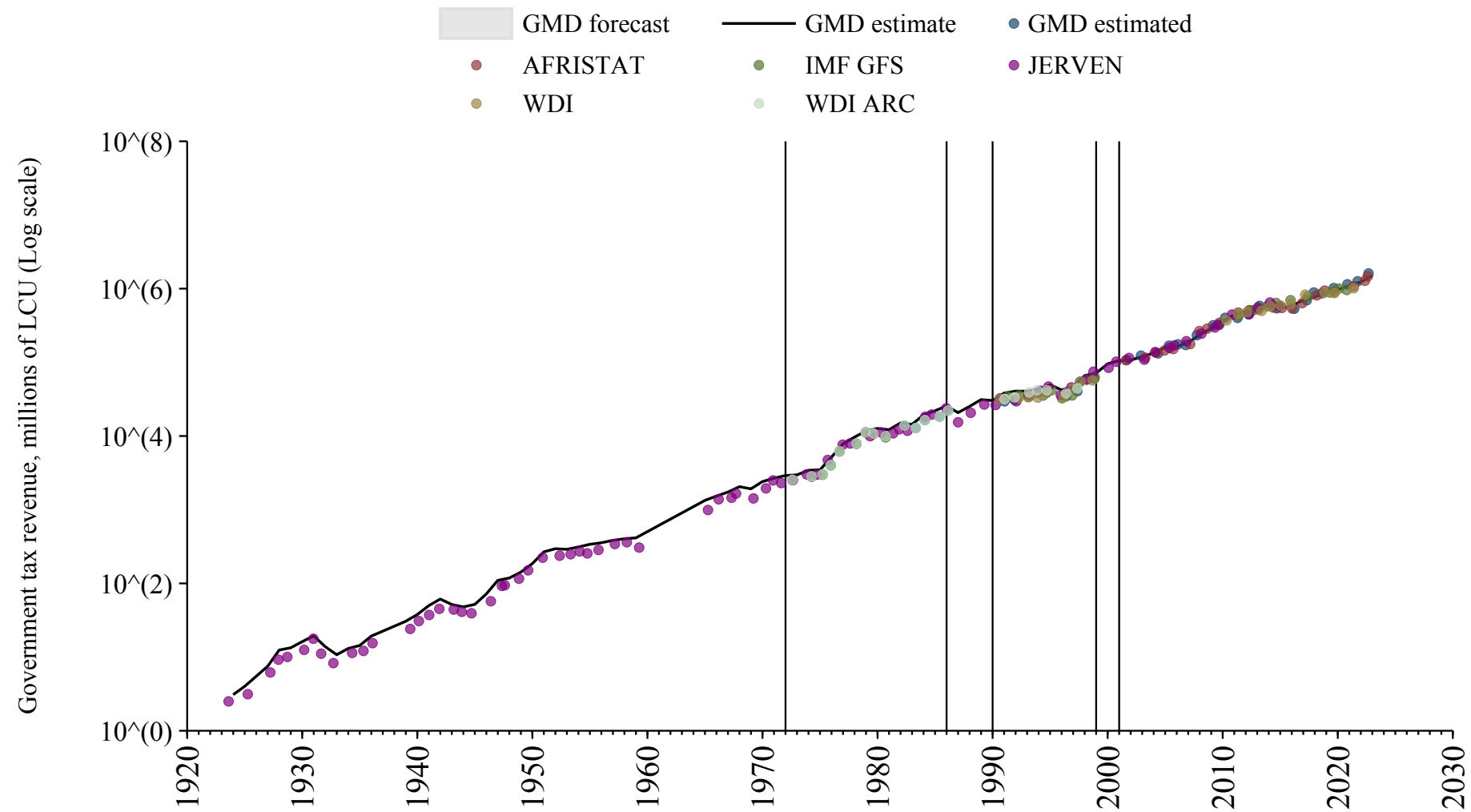
## Burkina Faso

Source	Time span	Notes
<a href="#">Albers et al. (2023)</a>	1920 - 1960	Spliced using overlapping data in 1961: (ratio = 133.8%).
<a href="#">Banque centrale des États de l'Afrique de l'Ouest (2024)</a>	1961 - 1989	Spliced using overlapping data in 1990.
<a href="#">African Union (2024)</a>	1990 - 2022	Baseline source, overlaps with base year 2018.
<a href="#">Banque centrale des États de l'Afrique de l'Ouest (2024)</a>	2023 - 2024	Spliced using overlapping data in 2025.



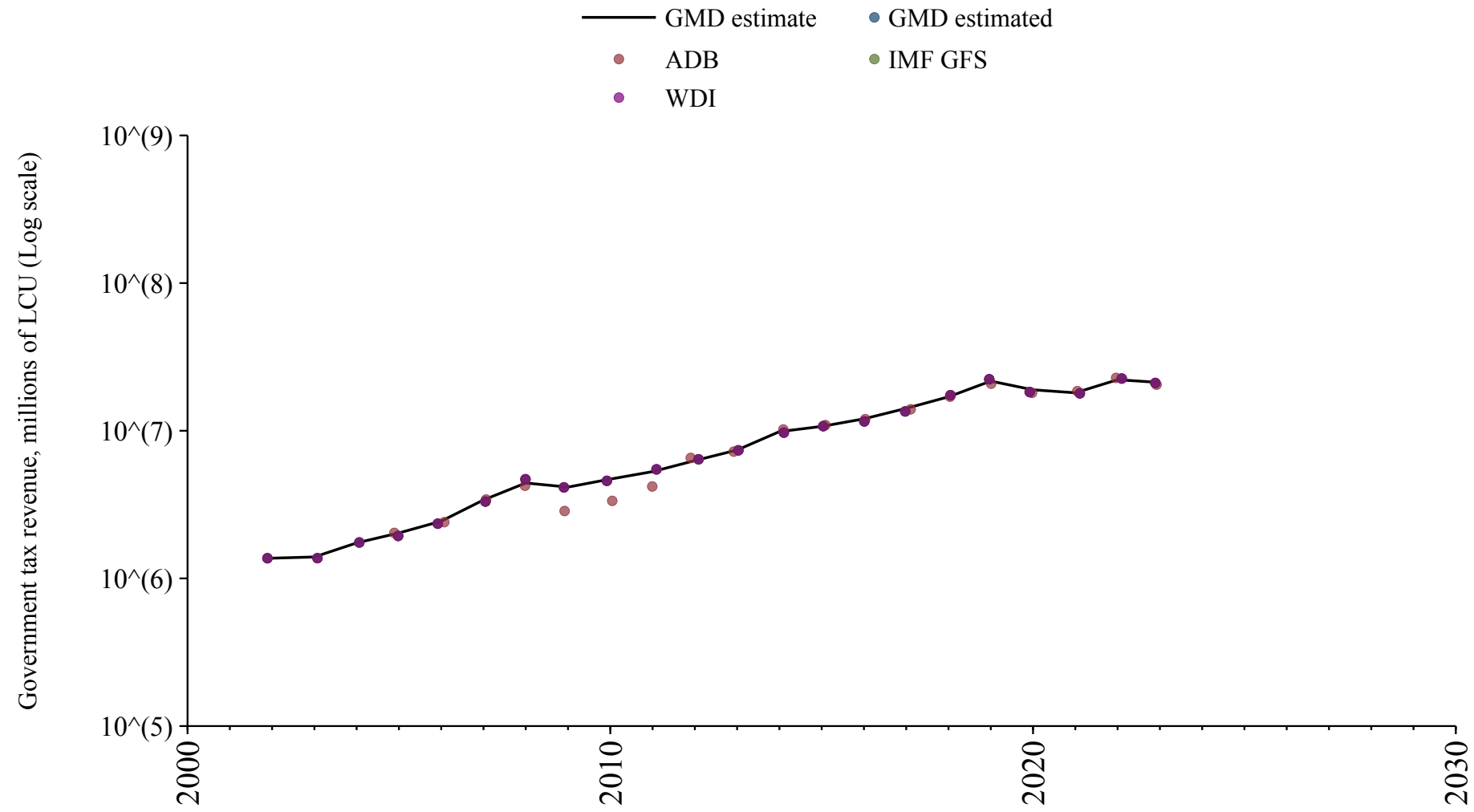
## Burundi

Source	Time span	Notes
<a href="#">Albers et al. (2023)</a>	1924 - 1972	Spliced using overlapping data in 1973: (ratio = 123.3%).
<a href="#">World Bank (Archives) (1999)</a>	1973 - 1986	Spliced using overlapping data in 1987: (ratio = 116.5%).
<a href="#">Albers et al. (2023)</a>	1987 - 1990	Spliced using overlapping data in 1991: (ratio = 121%).
<a href="#">World Bank (2024)</a>	1991 - 1999	Spliced using overlapping data in 2000: (ratio = 119.3%).
<a href="#">Albers et al. (2023)</a>	2000 - 2001	Spliced using overlapping data in 2002: (ratio = 102.2%).
<a href="#">African Union (2024)</a>	2002 - 2023	Baseline source, overlaps with base year 2018.



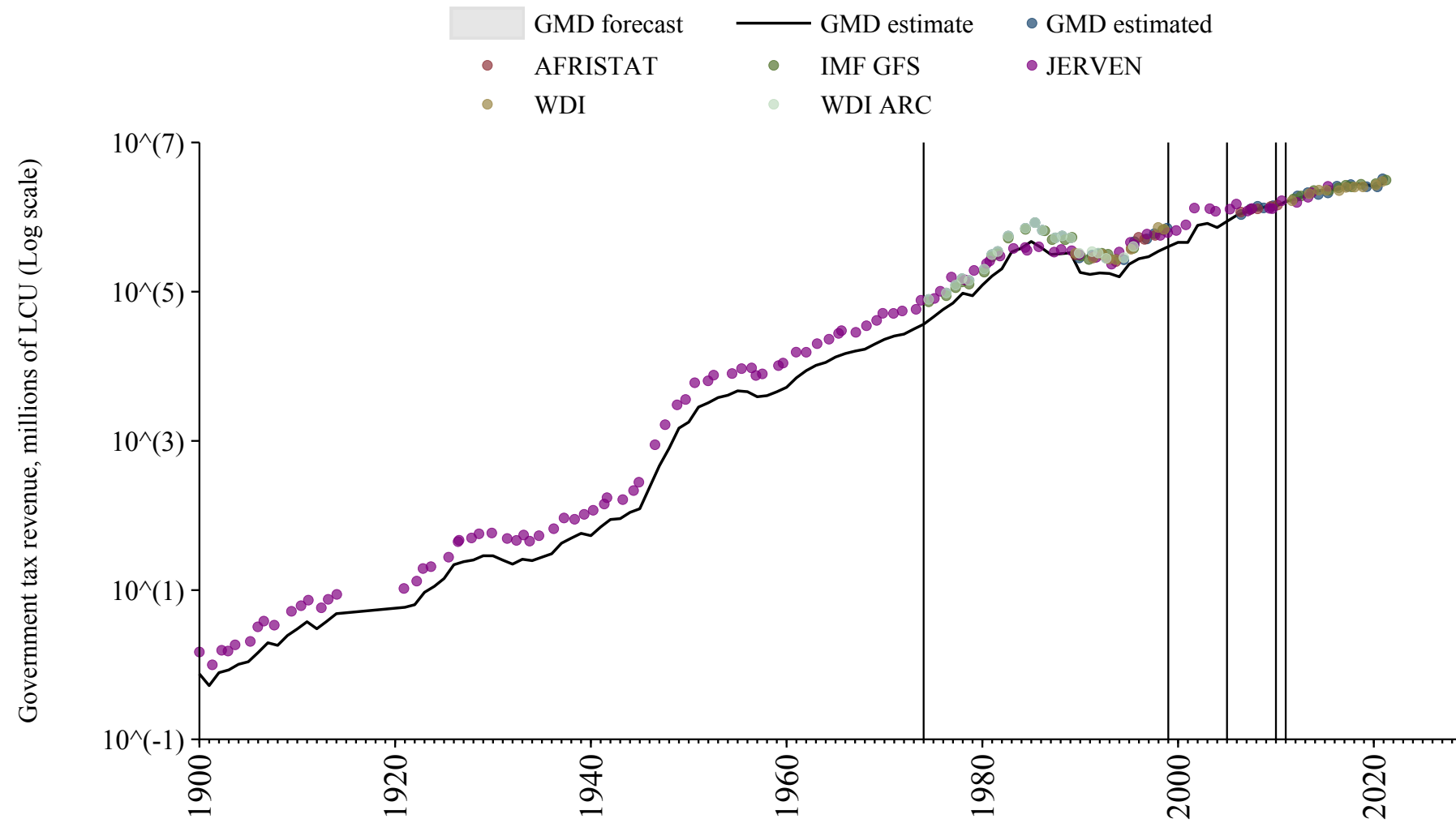
# Cambodia

Source	Time span	Notes
<a href="#">World Bank (2024)</a>	2002 - 2023	Baseline source, overlaps with base year 2018.



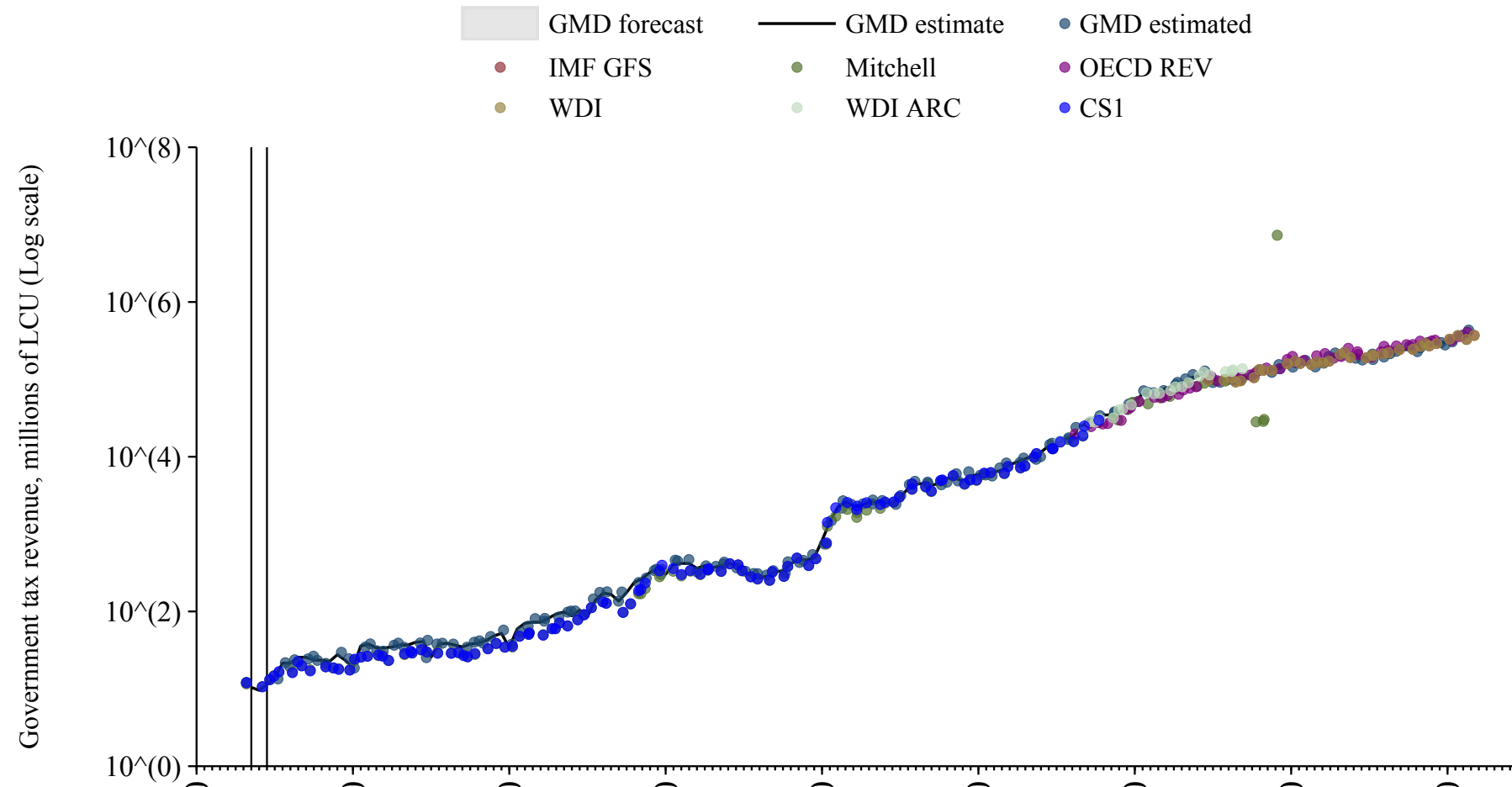
## Cameroon

Source	Time span	Notes
<a href="#">Albers et al. (2023)</a>	1900 - 1974	Spliced using overlapping data in 1975: (ratio = 50.8%).
<a href="#">World Bank (Archives) (1999)</a>	1975 - 1989	Spliced using overlapping data in 1990: (ratio = 58.1%).
<a href="#">African Union (2024)</a>	1990 - 1998	Spliced using overlapping data in 1999: (ratio = 58.1%).
<a href="#">World Bank (2024)</a>	1999 - 1999	Spliced using overlapping data in 2000: (ratio = 58.1%).
<a href="#">Albers et al. (2023)</a>	2000 - 2005	Spliced using overlapping data in 2006: (ratio = 61.9%).
<a href="#">African Union (2024)</a>	2006 - 2010	Spliced using overlapping data in 2011: (ratio = 97%).
<a href="#">Albers et al. (2023)</a>	2011 - 2011	Spliced using overlapping data in 2012: (ratio = 103.3%).
<a href="#">World Bank (2024)</a>	2012 - 2021	Baseline source, overlaps with base year 2018.



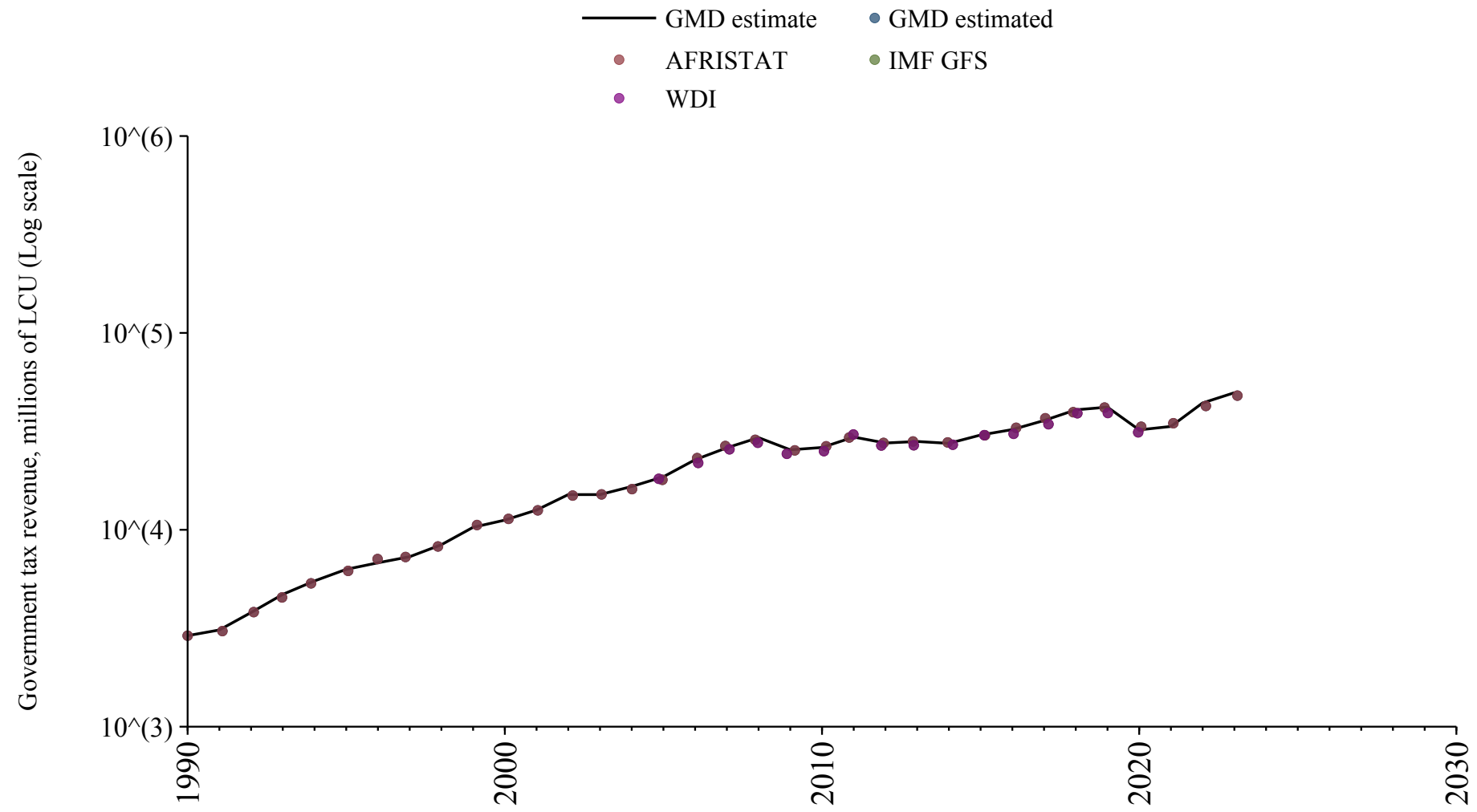
## Canada

Source	Time span	Notes
<a href="#">Mitchell (2013)</a>	1867 - 1867	Spliced using overlapping data in 1868: (ratio = 86%).
<a href="#">Statistics Canada</a>	1868 - 1869	Spliced using overlapping data in 1870: (ratio = 87.1%).
<a href="#">Mitchell (2013)</a>	1870 - 1870	Spliced using overlapping data in 1871.
<a href="#">Cox and Dincecco (2021)</a>	1871 - 1879	Spliced using overlapping data in 1880.
<a href="#">Mitchell (2013)</a>	1880 - 1880	Spliced using overlapping data in 1881.
<a href="#">Cox and Dincecco (2021)</a>	1881 - 1889	Spliced using overlapping data in 1890.
<a href="#">Mitchell (2013)</a>	1890 - 1890	Spliced using overlapping data in 1891.
<a href="#">Cox and Dincecco (2021)</a>	1891 - 1899	Spliced using overlapping data in 1900.
<a href="#">Mitchell (2013)</a>	1900 - 1900	Spliced using overlapping data in 1901.
<a href="#">Cox and Dincecco (2021)</a>	1901 - 1909	Spliced using overlapping data in 1910.
<a href="#">Mitchell (2013)</a>	1910 - 1910	Spliced using overlapping data in 1911.
<a href="#">Cox and Dincecco (2021)</a>	1911 - 1919	Spliced using overlapping data in 1920.
<a href="#">Mitchell (2013)</a>	1920 - 1920	Spliced using overlapping data in 1921.
<a href="#">Cox and Dincecco (2021)</a>	1921 - 1925	Spliced using overlapping data in 1926.
<a href="#">Statistics Canada</a>	1926 - 1970	Spliced using overlapping data in 1971.
<a href="#">World Bank (Archives) (1999)</a>	1971 - 1971	Spliced using overlapping data in 1972.
<a href="#">Statistics Canada</a>	1972 - 1972	Spliced using overlapping data in 1973.
<a href="#">World Bank (Archives) (1999)</a>	1973 - 1989	Spliced using overlapping data in 1990.
<a href="#">World Bank (2024)</a>	1990 - 2023	Baseline source, overlaps with base year 2018.



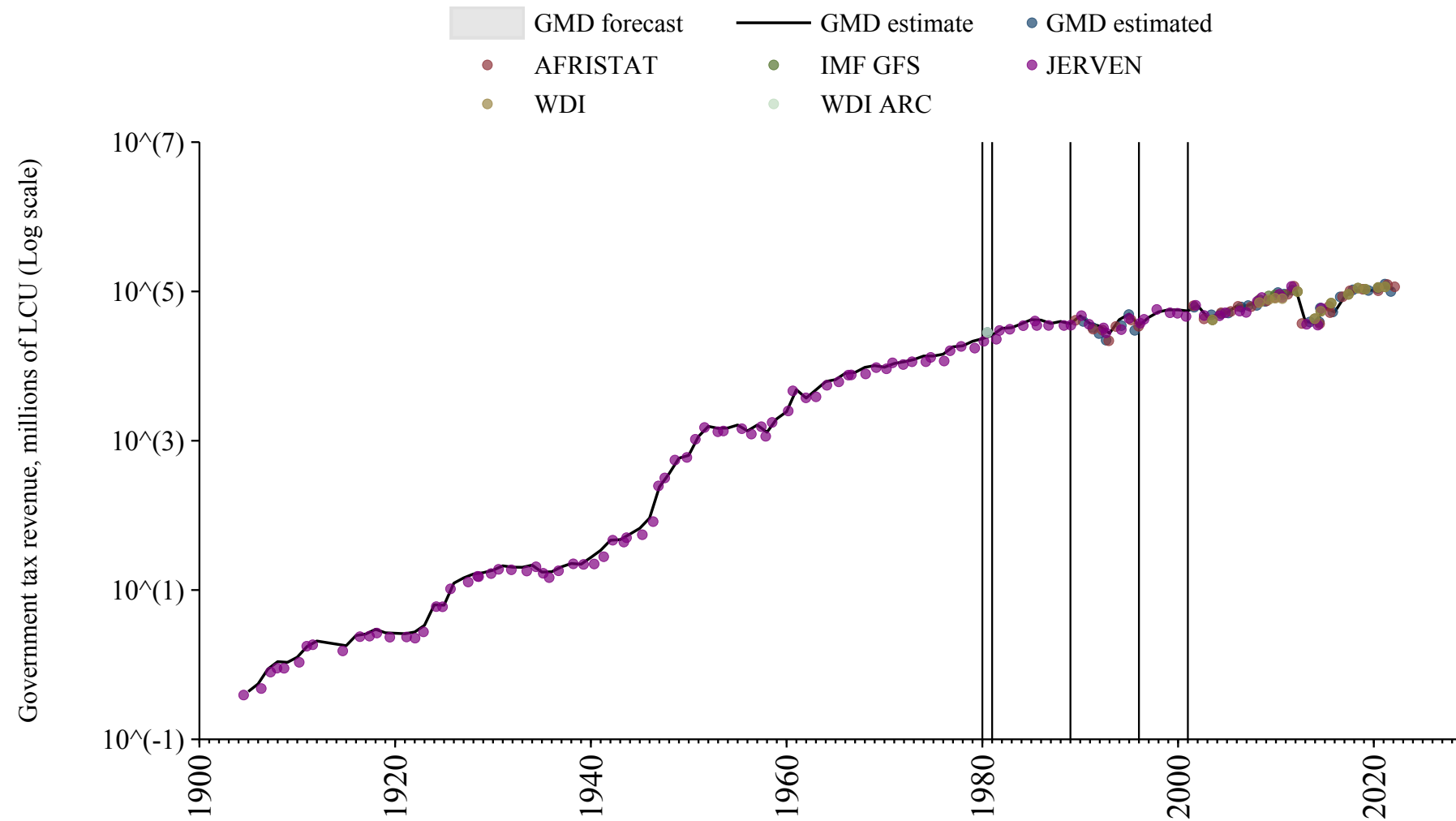
# Cape Verde

Source	Time span	Notes
<a href="#">African Union (2024)</a>	1990 - 2023	Baseline source, overlaps with base year 2018.



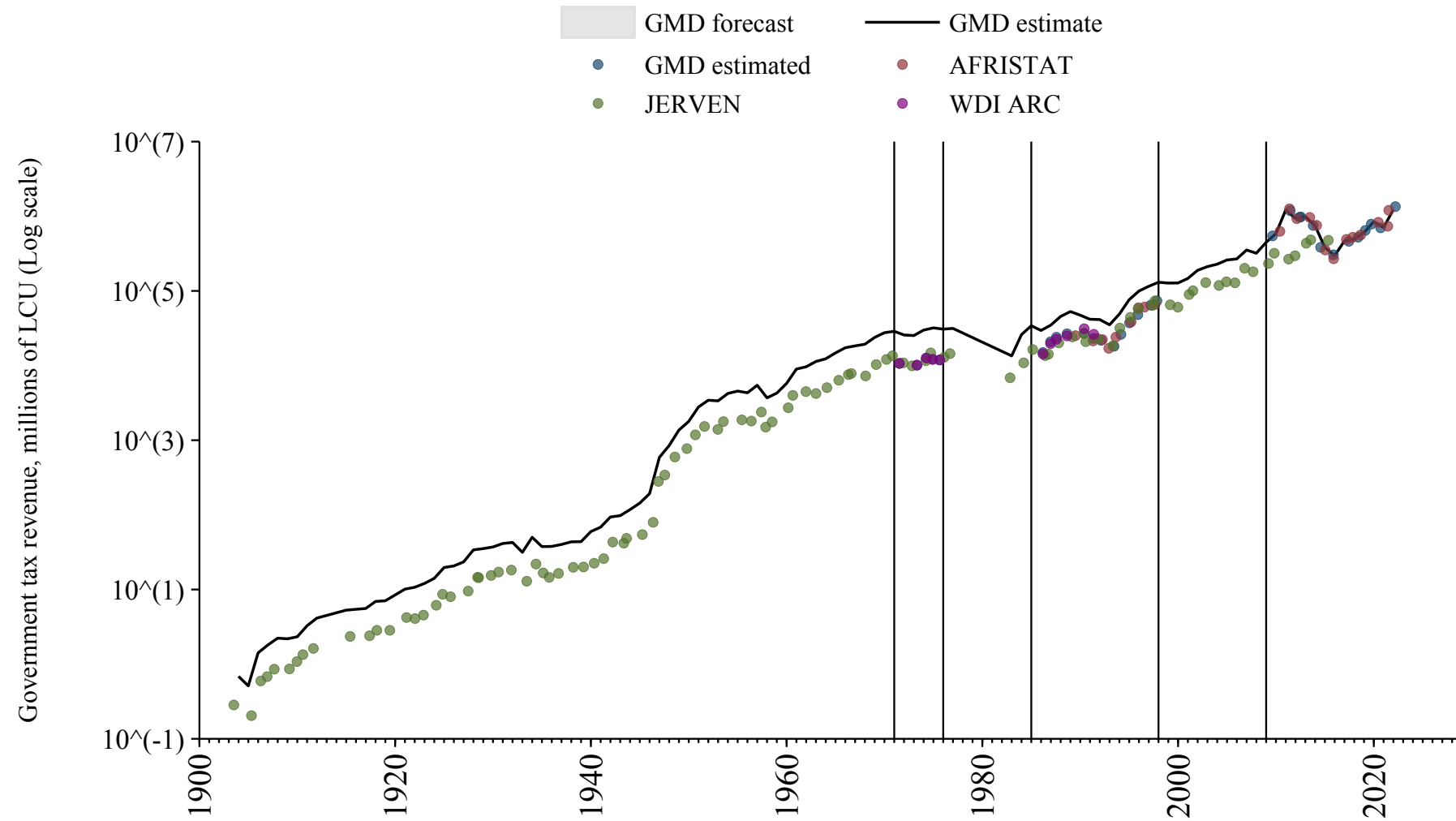
## Central African Republic

Source	Time span	Notes
<a href="#">Albers et al. (2023)</a>	1905 - 1980	Spliced using overlapping data in 1981: (ratio = 111.3%).
<a href="#">World Bank (Archives) (1999)</a>	1981 - 1981	Spliced using overlapping data in 1982: (ratio = 91.4%).
<a href="#">Albers et al. (2023)</a>	1982 - 1989	Spliced using overlapping data in 1990: (ratio = 111.3%).
<a href="#">African Union (2024)</a>	1990 - 1996	Spliced using overlapping data in 1997: (ratio = 114.6%).
<a href="#">Albers et al. (2023)</a>	1997 - 2001	Spliced using overlapping data in 2002: (ratio = 105.9%).
<a href="#">African Union (2024)</a>	2002 - 2022	Baseline source, overlaps with base year 2018.



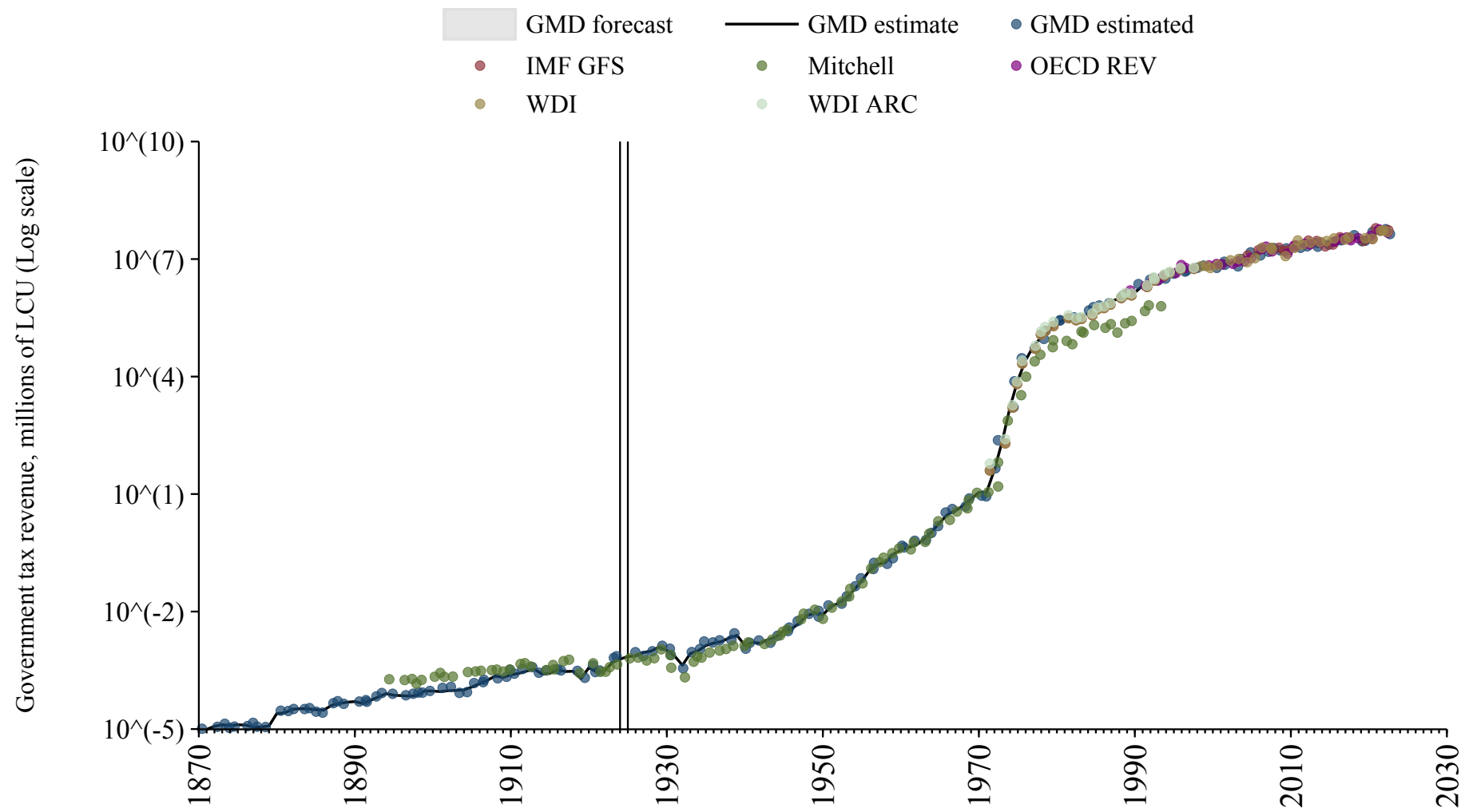
## Chad

Source	Time span	Notes
<a href="#">Albers et al. (2023)</a>	1904 - 1971	Spliced using overlapping data in 1972: (ratio = 241.6%).
<a href="#">World Bank (Archives) (1999)</a>	1972 - 1976	Spliced using overlapping data in 1977: (ratio = 240.2%).
<a href="#">Albers et al. (2023)</a>	1977 - 1985	Spliced using overlapping data in 1986: (ratio = 215%).
<a href="#">World Bank (Archives) (1999)</a>	1986 - 1989	Spliced using overlapping data in 1990: (ratio = 188.1%).
<a href="#">African Union (2024)</a>	1990 - 1998	Spliced using overlapping data in 1999: (ratio = 188.1%).
<a href="#">Albers et al. (2023)</a>	1999 - 2009	Spliced using overlapping data in 2010: (ratio = 187%).
<a href="#">African Union (2024)</a>	2010 - 2022	Baseline source, overlaps with base year 2018.



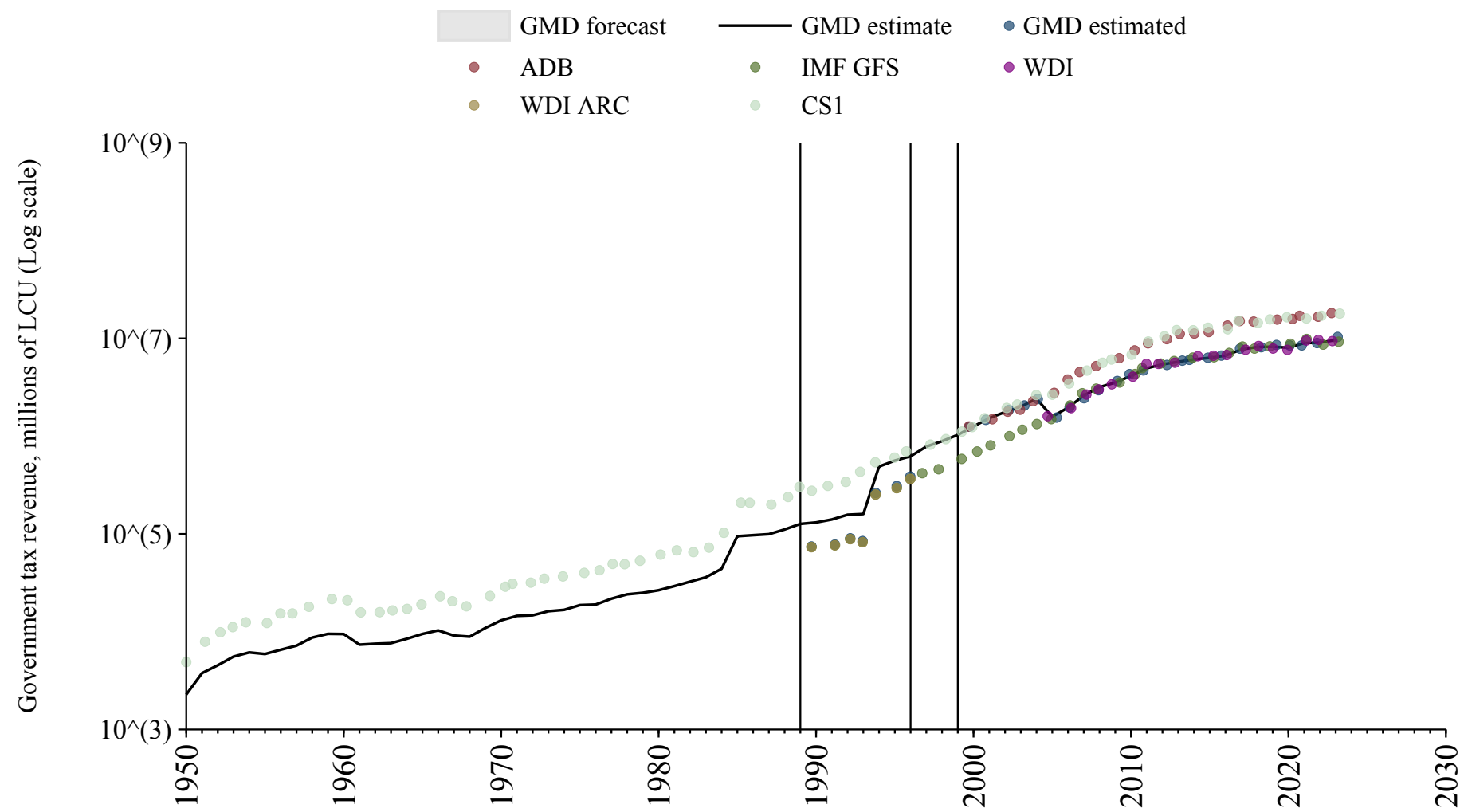
# Chile

Source	Time span	Notes
<a href="#">Cox and Dincecco (2021)</a>	1871 - 1924	Spliced using overlapping data in 1925: (ratio = 96.6%).
<a href="#">Mitchell (2013)</a>	1925 - 1925	Spliced using overlapping data in 1926: (ratio = 133%).
<a href="#">Cox and Dincecco (2021)</a>	1926 - 1939	Spliced using overlapping data in 1940.
<a href="#">Mitchell (2013)</a>	1940 - 1971	Spliced using overlapping data in 1972.
<a href="#">World Bank (2024)</a>	1972 - 2023	Baseline source, overlaps with base year 2018.



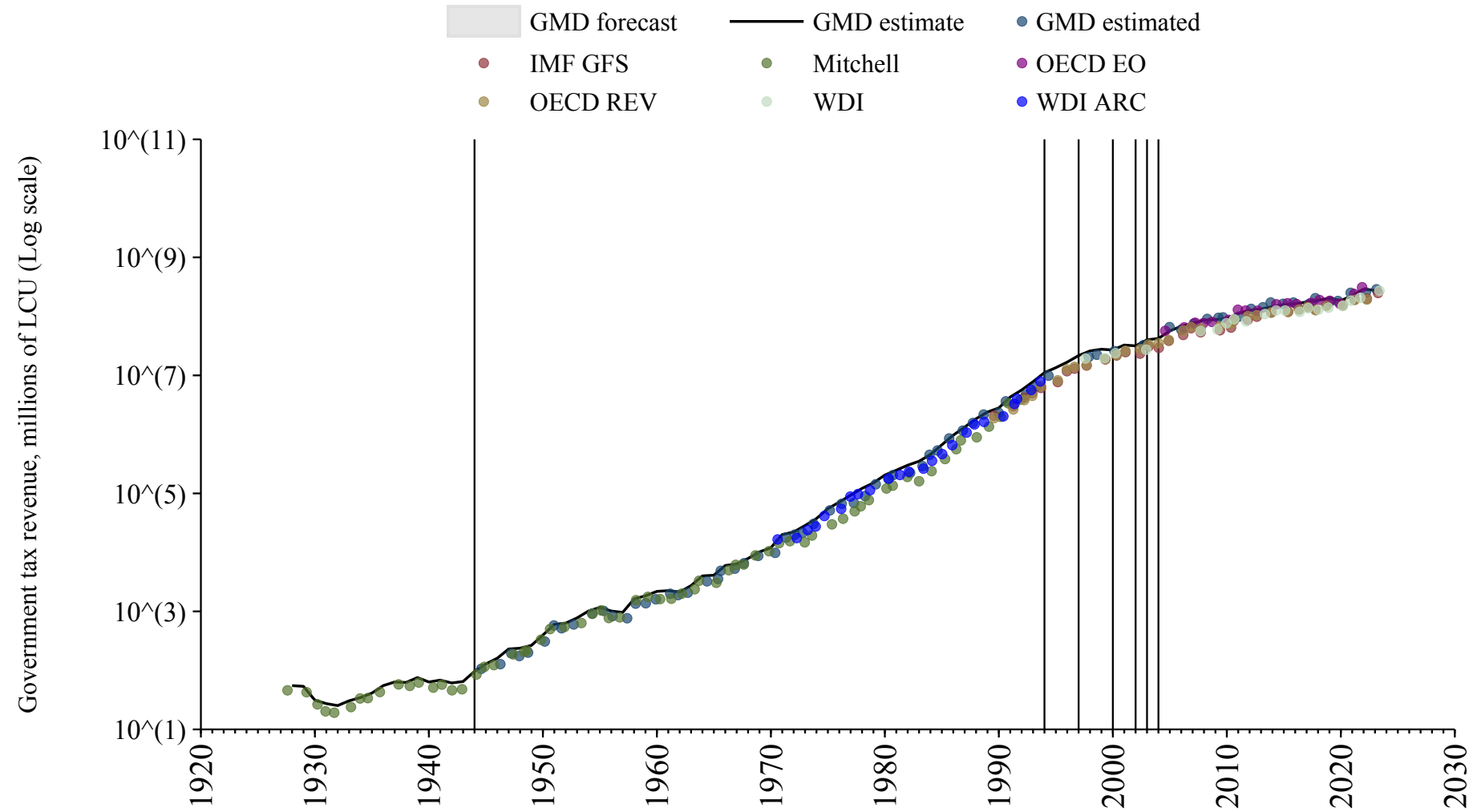
# China

Source	Time span	Notes
<a href="#">National Bureau of Statistics of China (2024)</a>	1950 - 1989	Spliced using overlapping data in 1990: (ratio = 46.5%).
<a href="#">World Bank (Archives) (1999)</a>	1990 - 1996	Spliced using overlapping data in 1997: (ratio = 175.9%).
<a href="#">International Monetary Fund (2024)</a>	1997 - 1999	Spliced using overlapping data in 2000: (ratio = 186.1%).
<a href="#">Asian Development Bank (2024)</a>	2000 - 2004	Spliced using overlapping data in 2005.
<a href="#">World Bank (2024)</a>	2005 - 2023	Baseline source, overlaps with base year 2018.



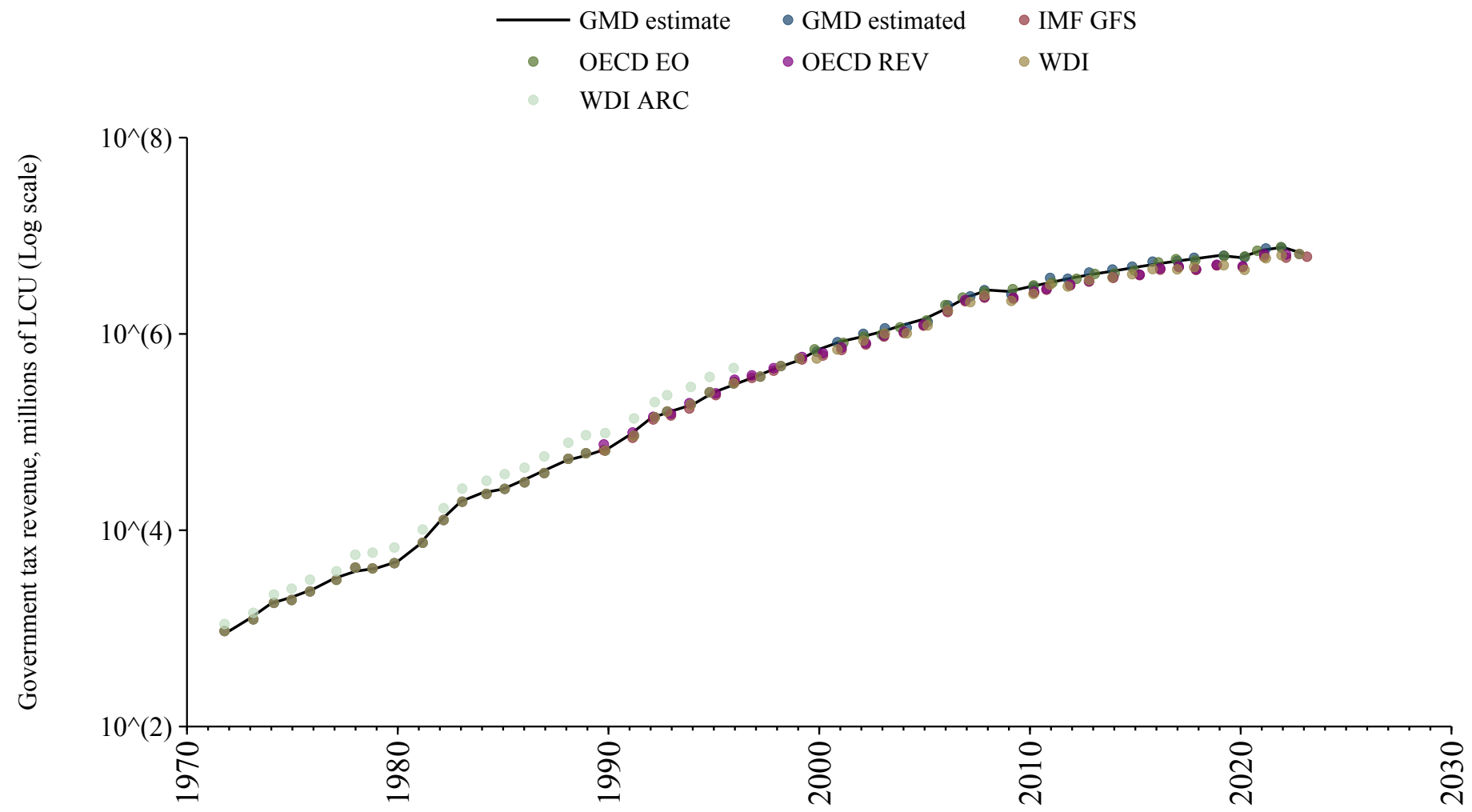
## Colombia

Source	Time span	Notes
<a href="#">Mitchell (2013)</a>	1928 - 1970	Spliced using overlapping data in 1971: (ratio = 120.1%).
<a href="#">World Bank (Archives) (1999)</a>	1971 - 1994	Spliced using overlapping data in 1995: (ratio = 120.7%).
<a href="#">International Monetary Fund (2024)</a>	1995 - 1997	Spliced using overlapping data in 1998: (ratio = 165%).
<a href="#">World Bank (2024)</a>	1998 - 2000	Spliced using overlapping data in 2001: (ratio = 123.2%).
<a href="#">International Monetary Fund (2024)</a>	2001 - 2002	Spliced using overlapping data in 2003: (ratio = 130.5%).
<a href="#">World Bank (2024)</a>	2003 - 2003	Spliced using overlapping data in 2004: (ratio = 134.3%).
<a href="#">International Monetary Fund (2024)</a>	2004 - 2004	Spliced using overlapping data in 2005: (ratio = 130.5%).
<a href="#">OECD Economic Outlook (2024)</a>	2005 - 2022	Baseline source, overlaps with base year 2018.
<a href="#">World Bank (2024)</a>	2023 - 2023	Spliced using overlapping data in 2024.



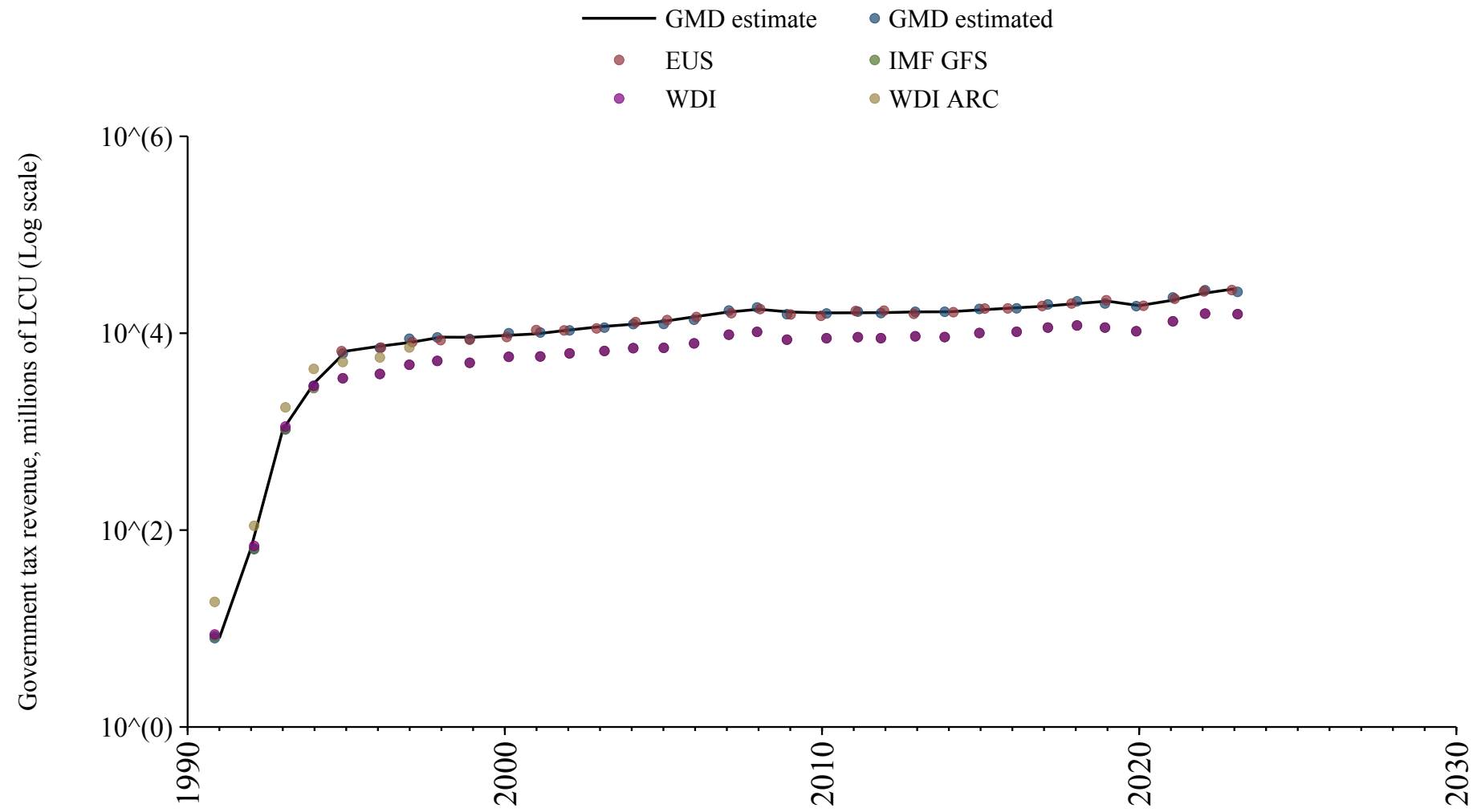
## Costa Rica

Source	Time span	Notes
<a href="#">World Bank (2024)</a>	1972 - 1999	Spliced using overlapping data in 2000.
<a href="#">OECD Economic Outlook (2024)</a>	2000 - 2022	Baseline source, overlaps with base year 2018.
<a href="#">World Bank (2024)</a>	2023 - 2023	Spliced using overlapping data in 2024.



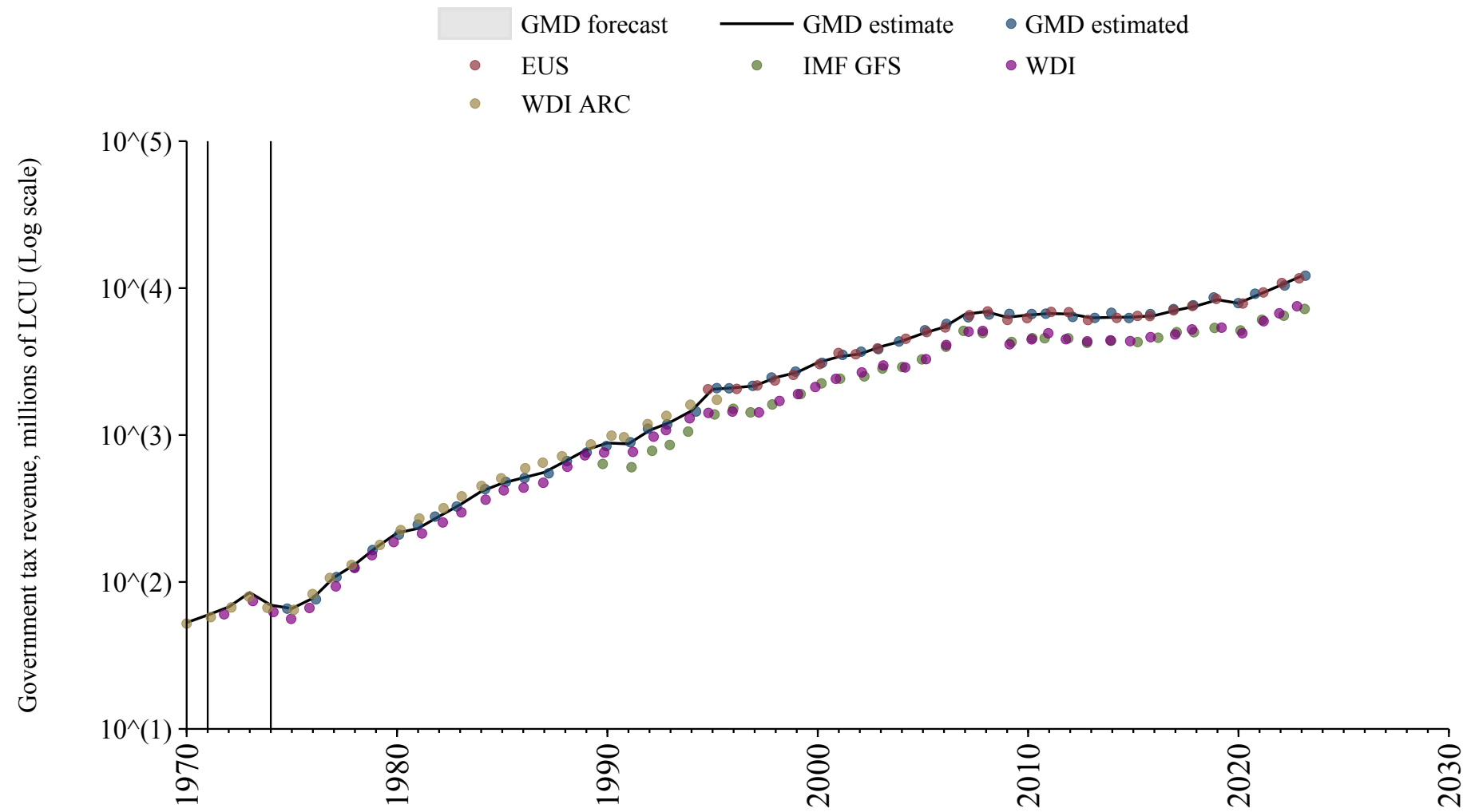
# Croatia

Source	Time span	Notes
<a href="#">World Bank (2024)</a>	1991 - 1994	Spliced using overlapping data in 1995.
<a href="#">Commission (2024)</a>	1995 - 2023	Baseline source, overlaps with base year 2018.



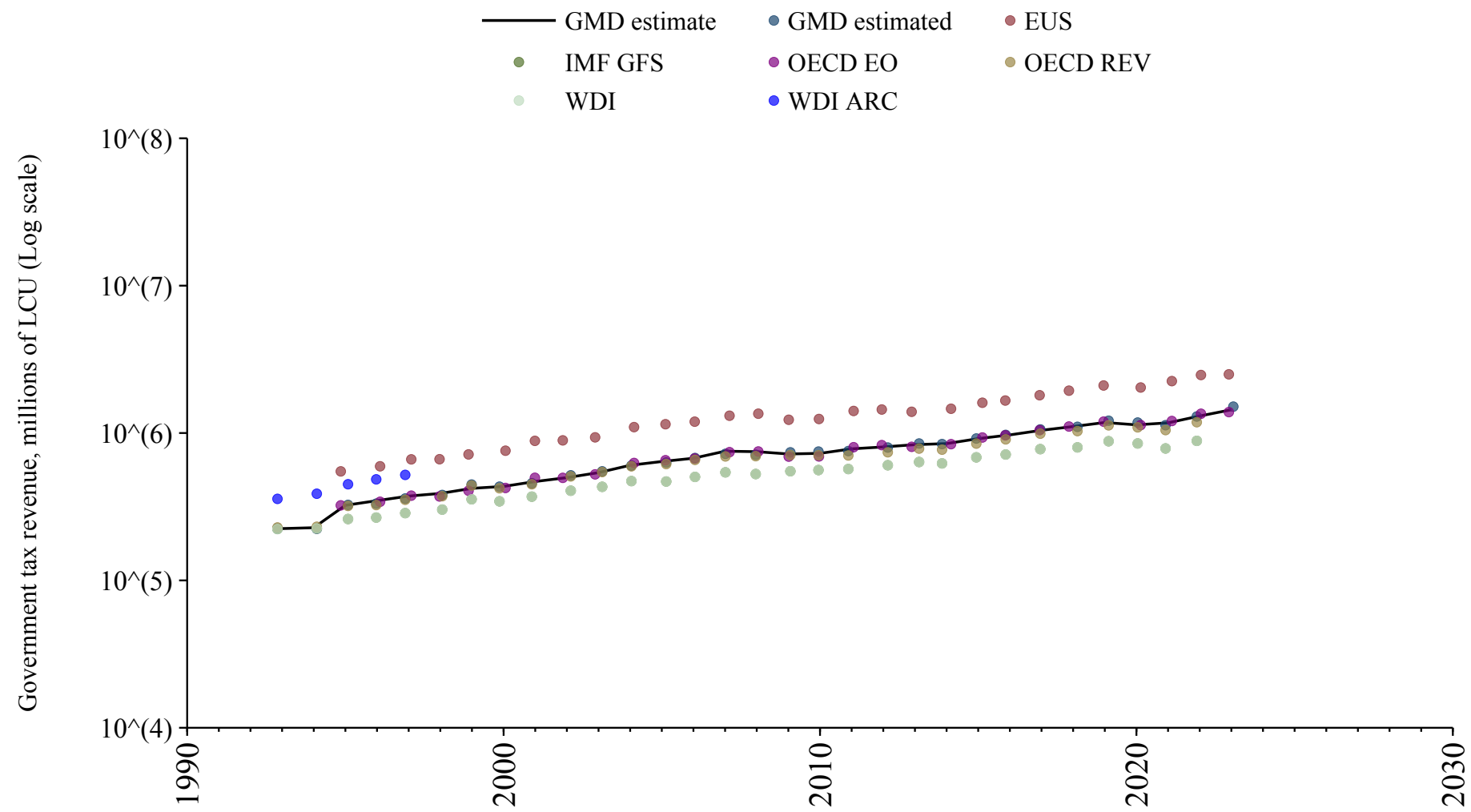
# Cyprus

Source	Time span	Notes
<a href="#">World Bank (Archives) (1999)</a>	1970 - 1971	Spliced using overlapping data in 1972: (ratio = 101.5%).
<a href="#">World Bank (2024)</a>	1972 - 1994	Spliced using overlapping data in 1995.
<a href="#">Commission (2024)</a>	1995 - 2023	Baseline source, overlaps with base year 2018.



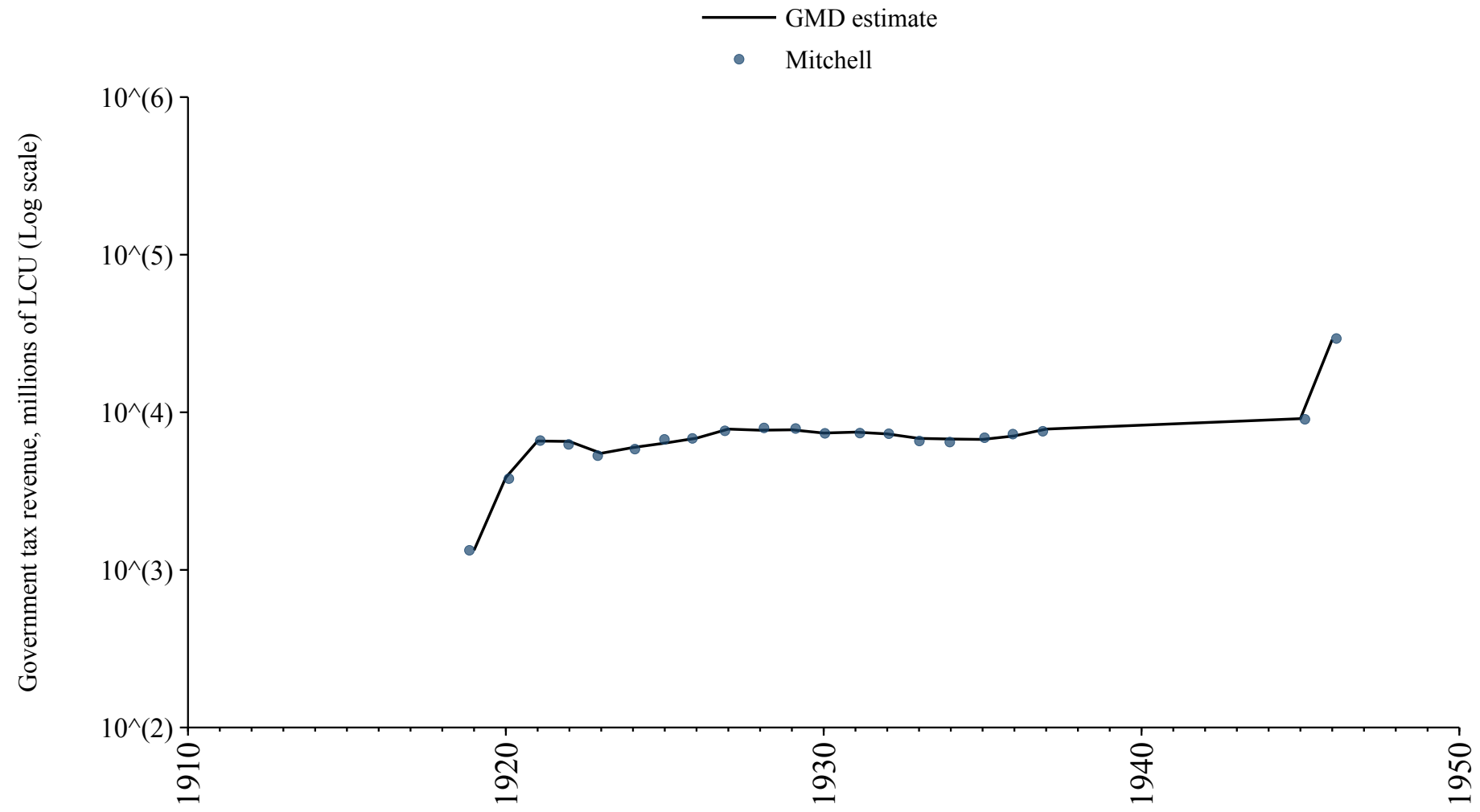
## Czech Republic

Source	Time span	Notes
<a href="#">World Bank (2024)</a>	1993 - 1994	Spliced using overlapping data in 1995.
<a href="#">OECD Economic Outlook (2024)</a>	1995 - 2023	Baseline source, overlaps with base year 2018.



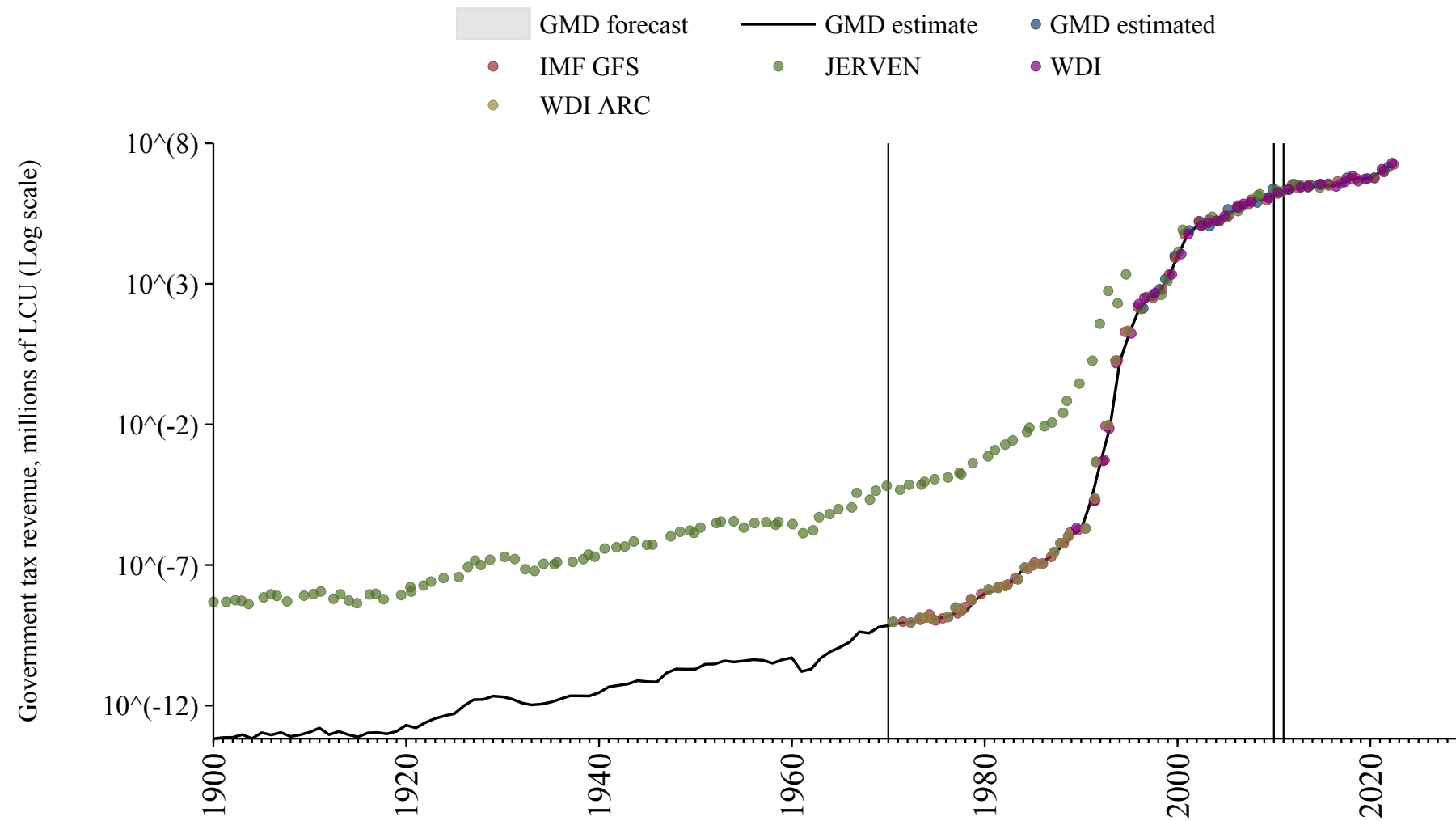
## Czechoslovakia

Source	Time span	Notes
<a href="#">Mitchell (2013)</a>	1919 - 1946	Spliced using overlapping data in 1947.



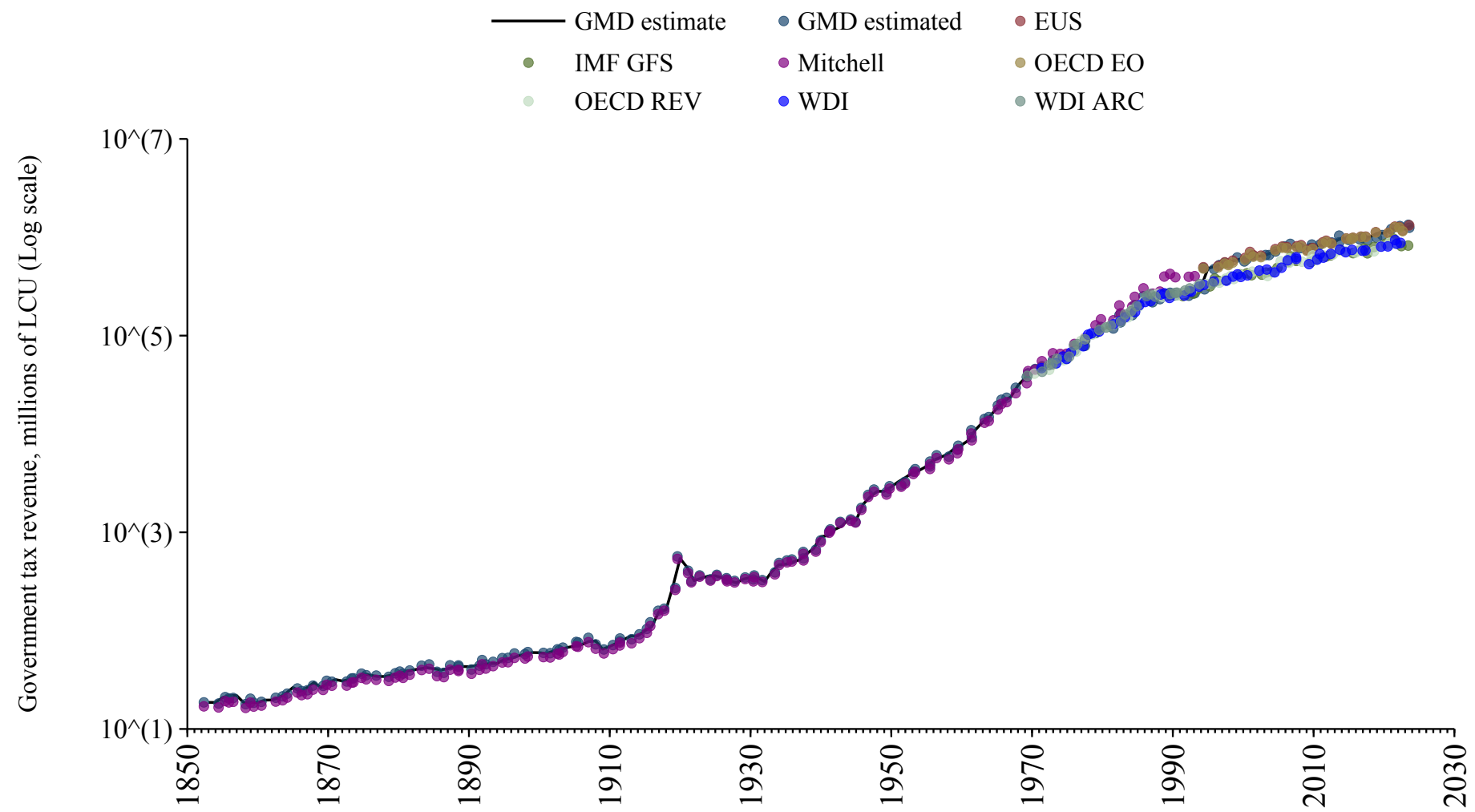
## Democratic Republic of the Congo

Source	Time span	Notes
<a href="#">Albers et al. (2023)</a>	1900 - 1970	Spliced using overlapping data in 1971: (ratio = 0%).
<a href="#">World Bank (Archives) (1999)</a>	1971 - 1989	Spliced using overlapping data in 1990: (ratio = 87.9%).
<a href="#">World Bank (2024)</a>	1990 - 2010	Spliced using overlapping data in 2011: (ratio = 87.9%).
<a href="#">Albers et al. (2023)</a>	2011 - 2011	Spliced using overlapping data in 2012: (ratio = 86.2%).
<a href="#">World Bank (2024)</a>	2012 - 2022	Baseline source, overlaps with base year 2018.



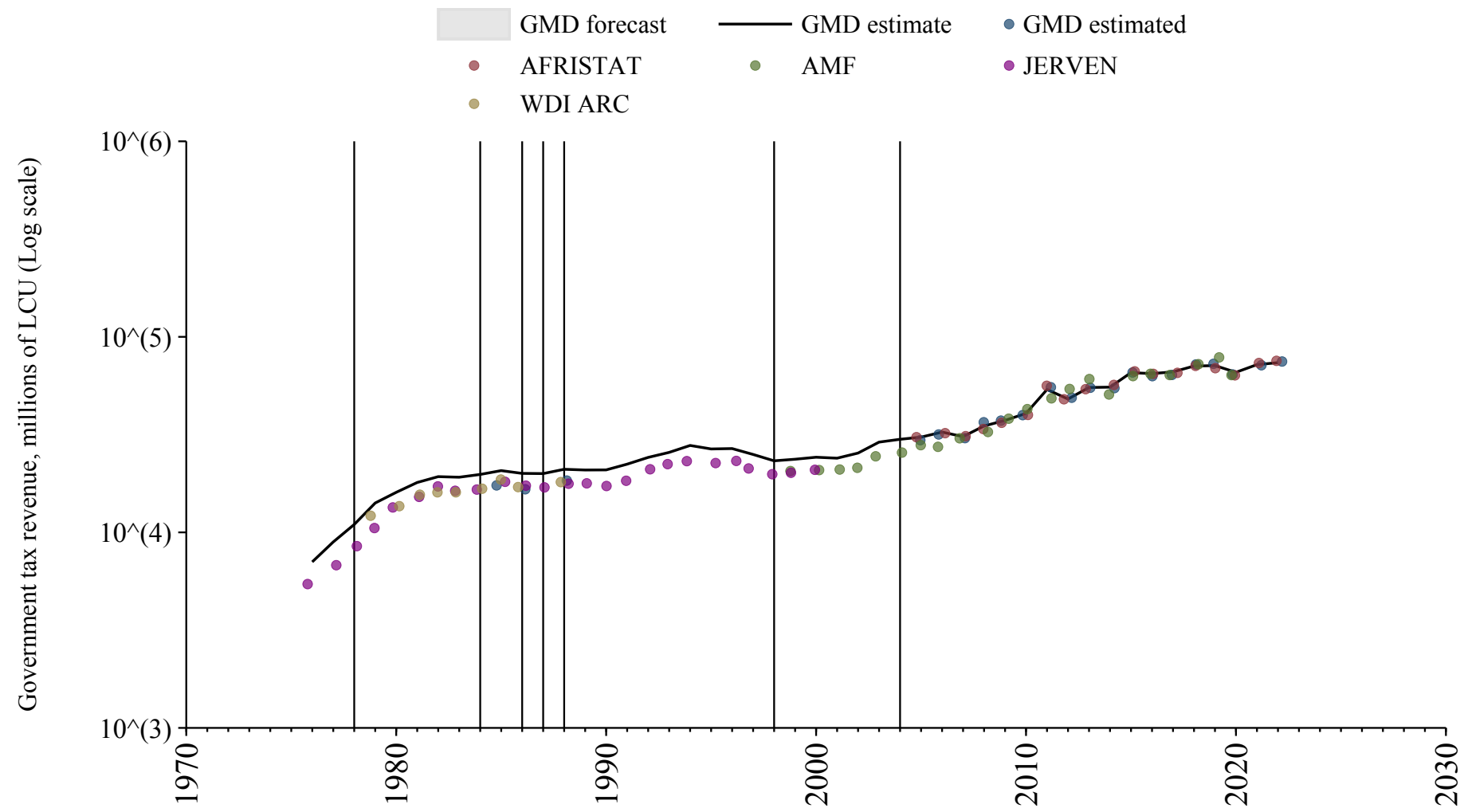
## Denmark

Source	Time span	Notes
<a href="#">Mitchell (2013)</a>	1853 - 1969	Spliced using overlapping data in 1970.
<a href="#">World Bank (Archives) (1999)</a>	1970 - 1971	Spliced using overlapping data in 1972.
<a href="#">World Bank (2024)</a>	1972 - 1994	Spliced using overlapping data in 1995.
<a href="#">OECD Economic Outlook (2024)</a>	1995 - 2023	Baseline source, overlaps with base year 2018.
<a href="#">Commission (2024)</a>	2024 - 2024	Spliced using overlapping data in 2025.



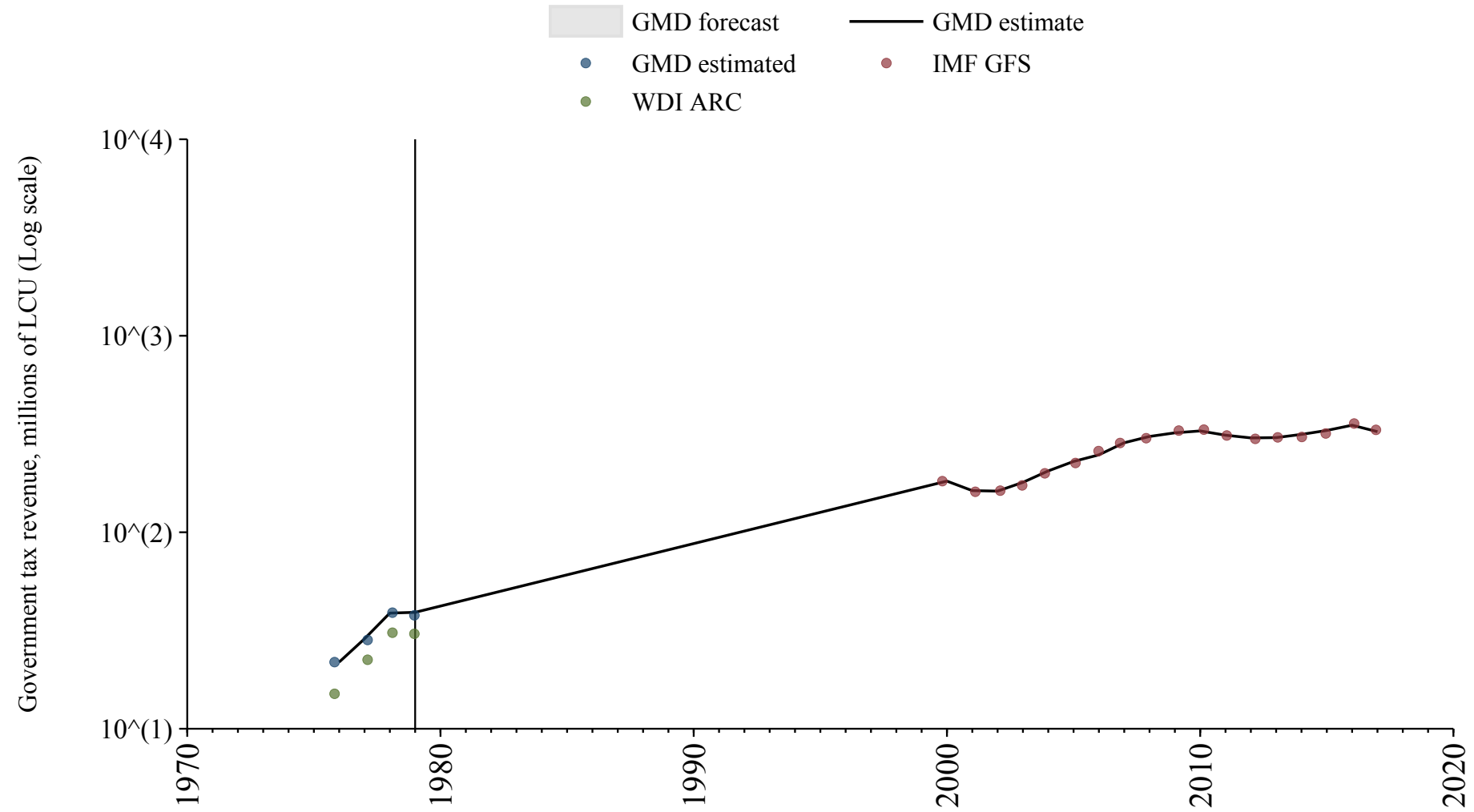
## Djibouti

Source	Time span	Notes
<a href="#">Albers et al. (2023)</a>	1976 - 1978	Spliced using overlapping data in 1979: (ratio = 129.7%).
<a href="#">World Bank (Archives) (1999)</a>	1979 - 1986	Spliced using overlapping data in 1987: (ratio = 116.1%).
<a href="#">Albers et al. (2023)</a>	1987 - 1987	Spliced using overlapping data in 1988: (ratio = 117.3%).
<a href="#">World Bank (Archives) (1999)</a>	1988 - 1988	Spliced using overlapping data in 1989: (ratio = 114.8%).
<a href="#">Albers et al. (2023)</a>	1989 - 1998	Spliced using overlapping data in 1999: (ratio = 117.3%).
<a href="#">Arab Monetary Fund (2024)</a>	1999 - 2004	Spliced using overlapping data in 2005: (ratio = 114.8%).
<a href="#">African Union (2024)</a>	2005 - 2022	Baseline source, overlaps with base year 2018.



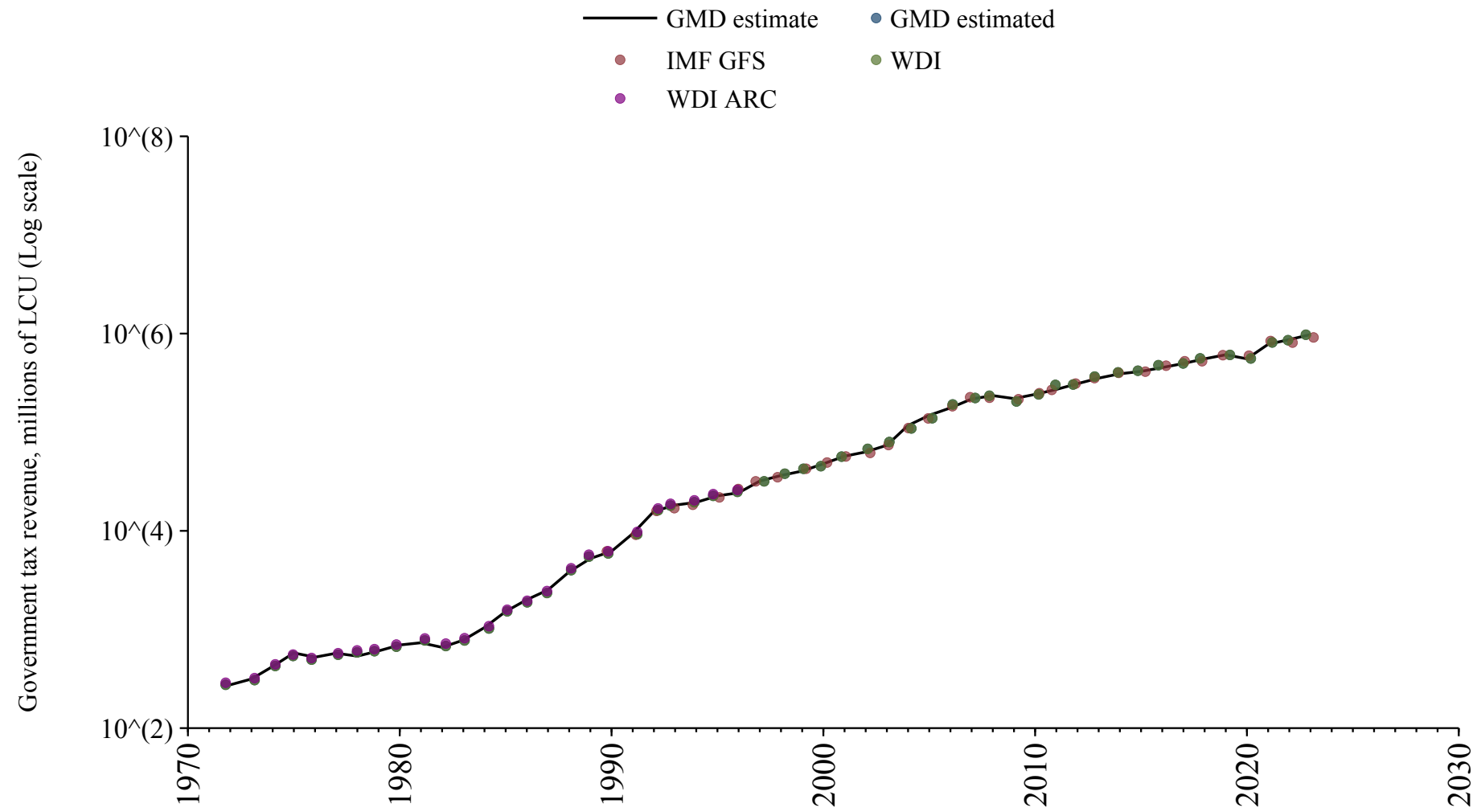
## Dominica

Source	Time span	Notes
<a href="#">World Bank (Archives) (1999)</a>	1976 - 1979	Spliced using overlapping data in 1980.
<a href="#">International Monetary Fund (2024)</a>	1980 - 2017	Spliced using overlapping data in 2018.



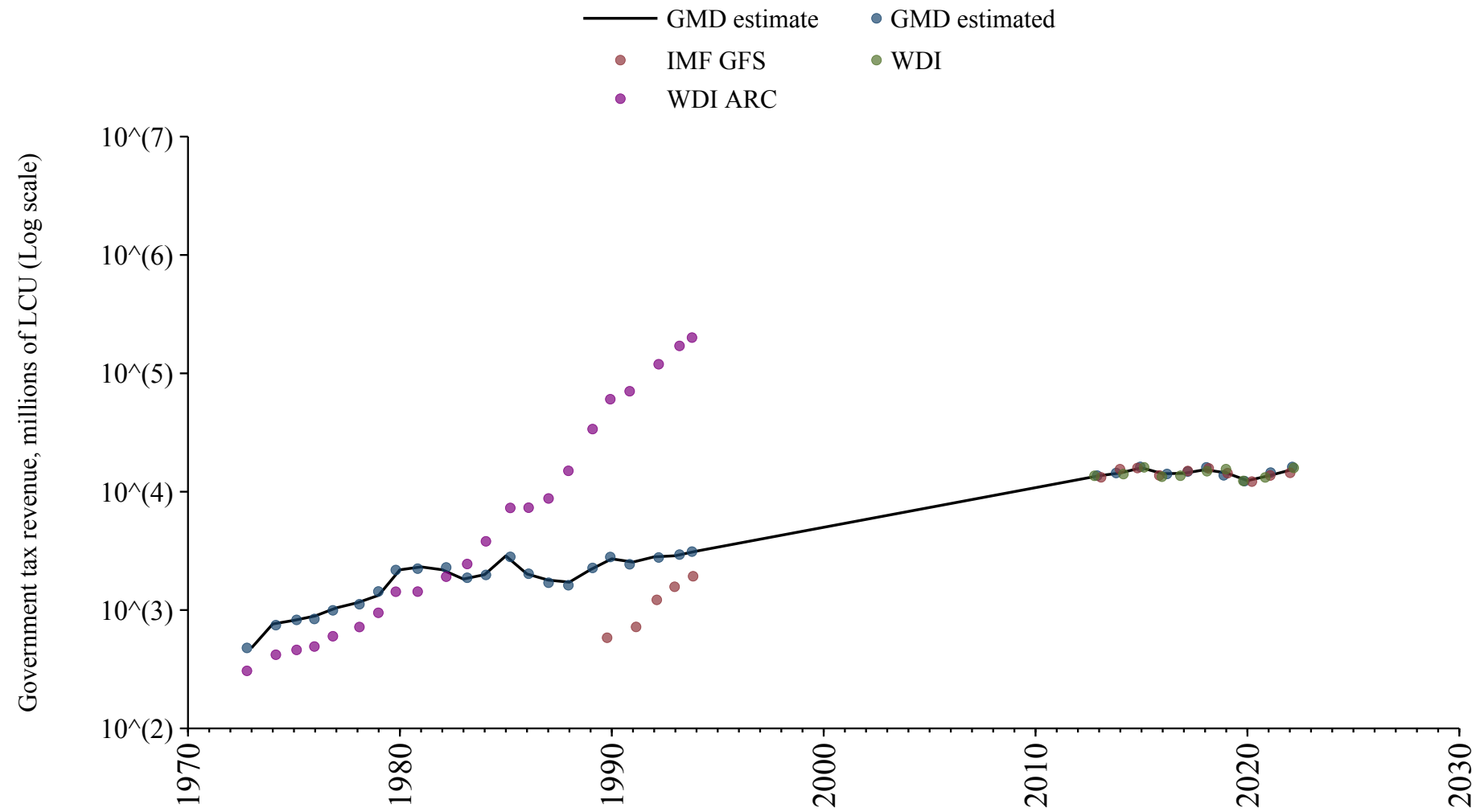
# Dominican Republic

Source	Time span	Notes
<a href="#">World Bank (2024)</a>	1972 - 2023	Baseline source, overlaps with base year 2018.



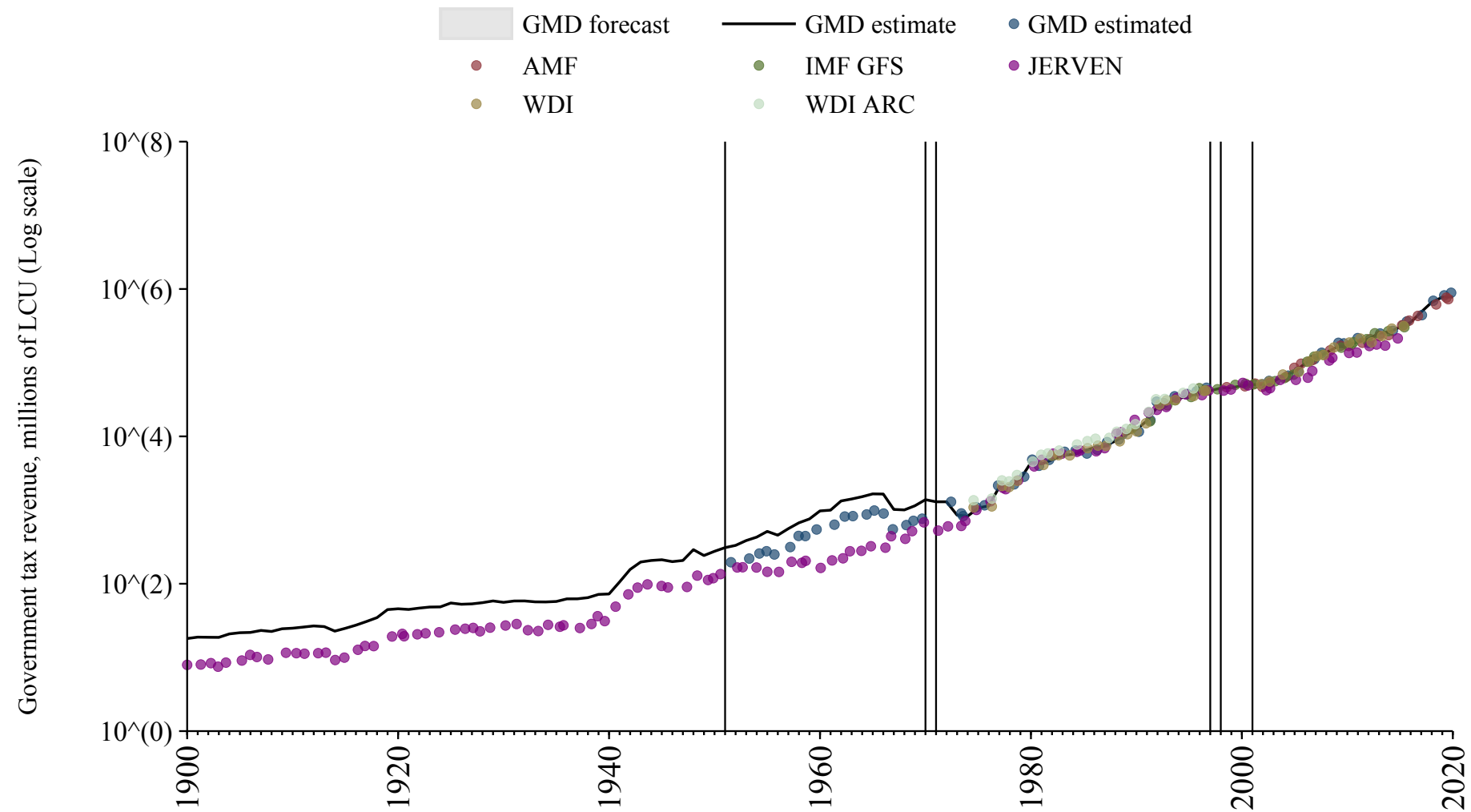
# Ecuador

Source	Time span	Notes
<a href="#">World Bank (Archives) (1999)</a>	1973 - 1994	Spliced using overlapping data in 1995.
<a href="#">World Bank (2024)</a>	1995 - 2022	Baseline source, overlaps with base year 2018.



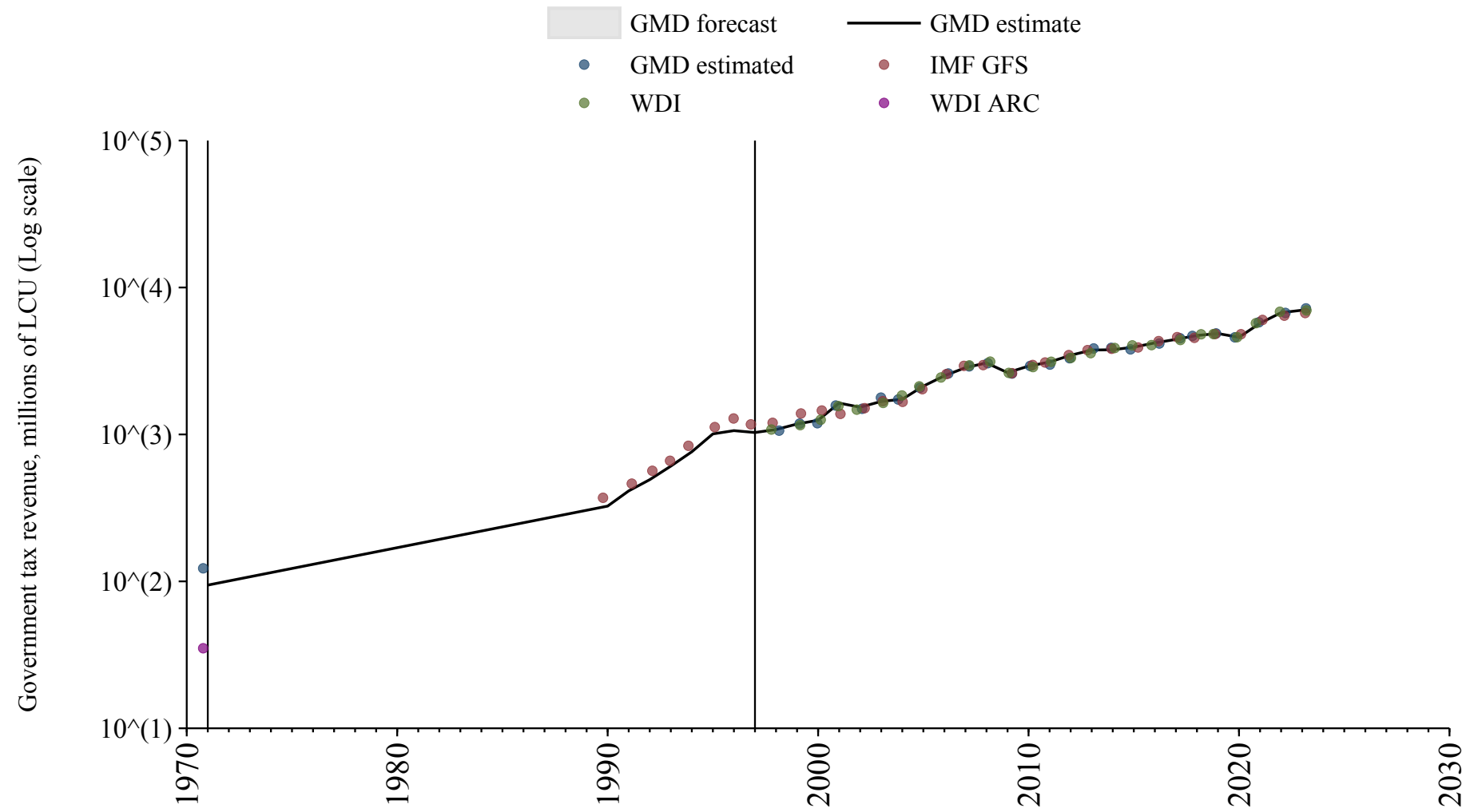
# Egypt

Source	Time span	Notes
<a href="#">Albers et al. (2023)</a>	1900 - 1951	Spliced using overlapping data in 1952: (ratio = 227.4%).
<a href="#">Cox and Dincecco (2021)</a>	1952 - 1970	Spliced using overlapping data in 1971: (ratio = 169.2%).
<a href="#">Albers et al. (2023)</a>	1971 - 1971	Spliced using overlapping data in 1972: (ratio = 222.1%).
<a href="#">Cox and Dincecco (2021)</a>	1972 - 1974	Spliced using overlapping data in 1975: (ratio = 98.2%).
<a href="#">World Bank (2024)</a>	1975 - 1979	Spliced using overlapping data in 1980: (ratio = 98.2%).
<a href="#">World Bank (Archives) (1999)</a>	1980 - 1980	Spliced using overlapping data in 1981: (ratio = 98.2%).
<a href="#">World Bank (2024)</a>	1981 - 1997	Spliced using overlapping data in 1998: (ratio = 98.2%).
<a href="#">International Monetary Fund (2024)</a>	1998 - 1998	Spliced using overlapping data in 1999: (ratio = 98.2%).
<a href="#">Arab Monetary Fund (2024)</a>	1999 - 2001	Spliced using overlapping data in 2002: (ratio = 98.2%).
<a href="#">World Bank (2024)</a>	2002 - 2012	Spliced using overlapping data in 2013.
<a href="#">Arab Monetary Fund (2024)</a>	2013 - 2020	Baseline source, overlaps with base year 2018.



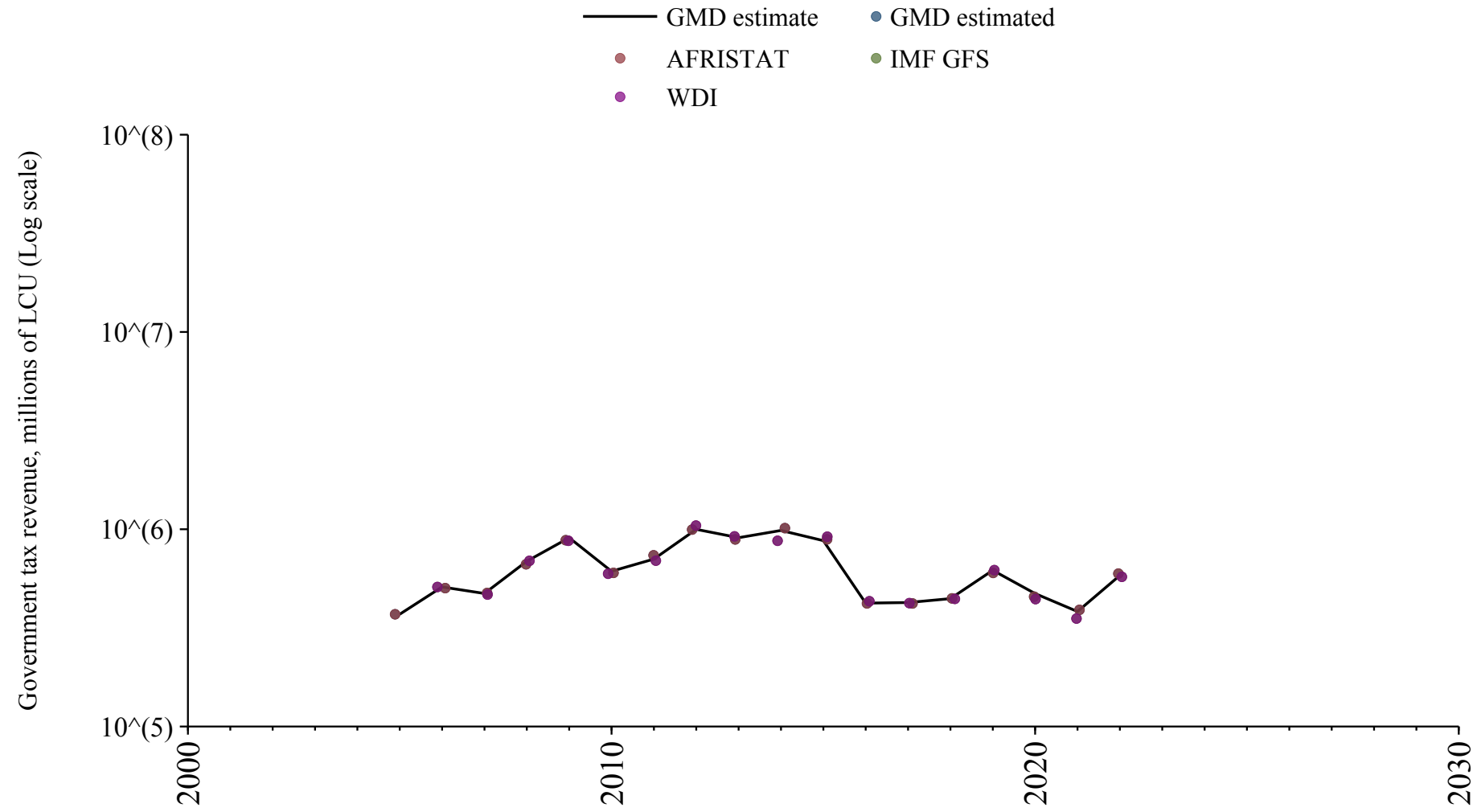
## El Salvador

Source	Time span	Notes
<a href="#">World Bank (Archives) (1999)</a>	1971 - 1971	Spliced using overlapping data in 1972: (ratio = 76.9%).
<a href="#">International Monetary Fund (2024)</a>	1972 - 1997	Spliced using overlapping data in 1998: (ratio = 87.7%).
<a href="#">World Bank (2024)</a>	1998 - 2023	Baseline source, overlaps with base year 2018.



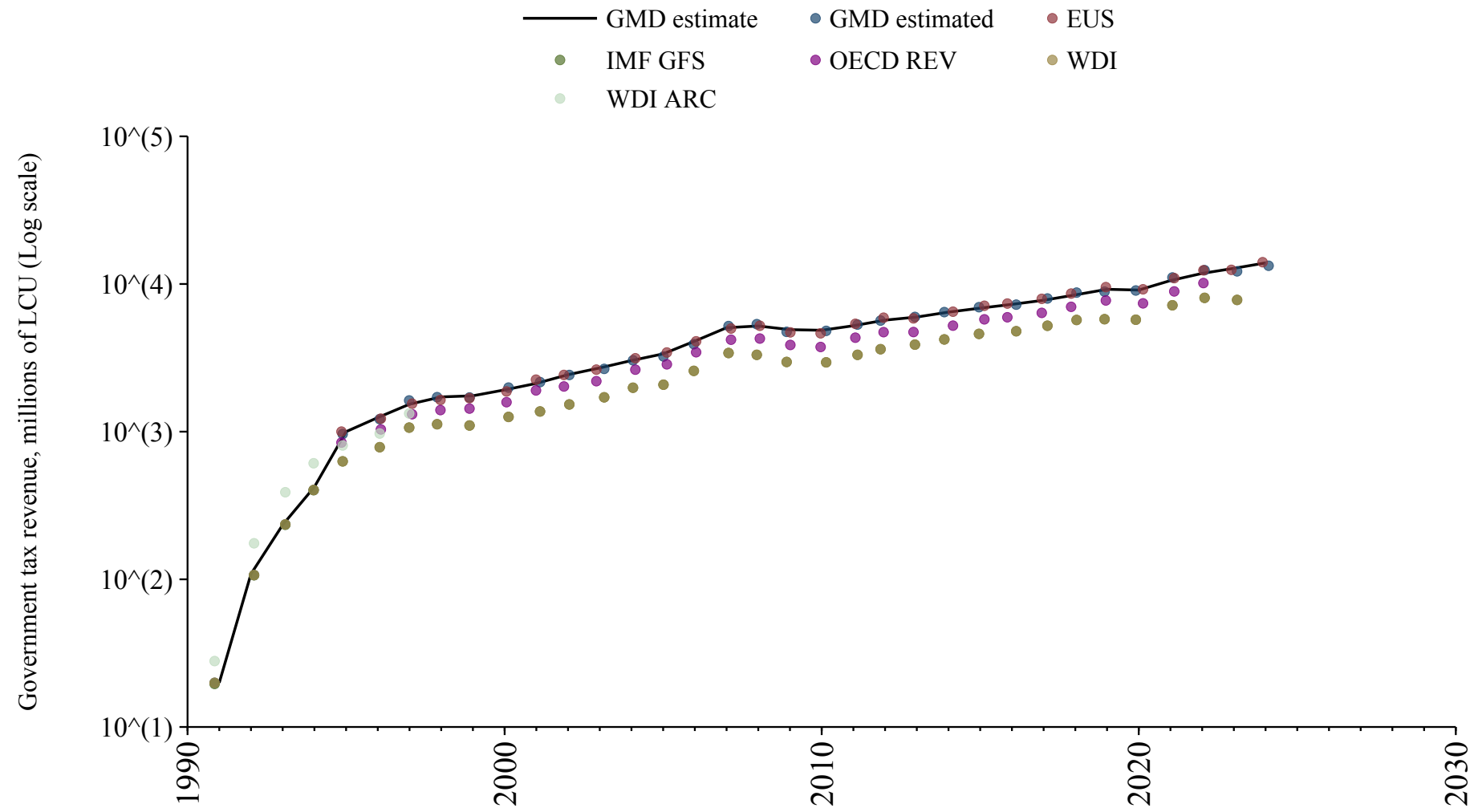
# Equatorial Guinea

Source	Time span	Notes
<a href="#">African Union (2024)</a>	2005 - 2022	Baseline source, overlaps with base year 2018.



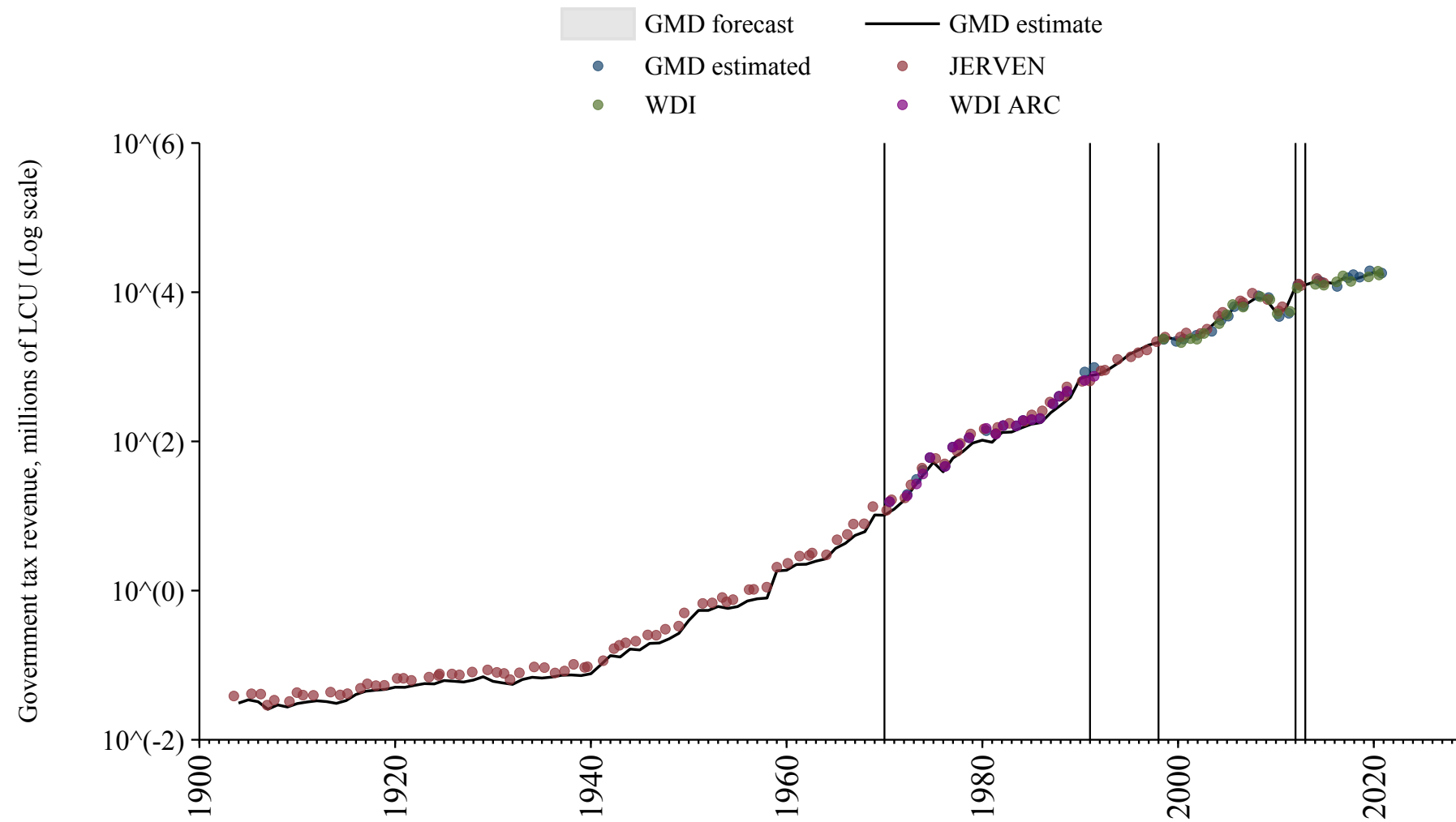
# Estonia

Source	Time span	Notes
<a href="#">World Bank (2024)</a>	1991 - 1994	Spliced using overlapping data in 1995.
<a href="#">Commission (2024)</a>	1995 - 2024	Baseline source, overlaps with base year 2018.



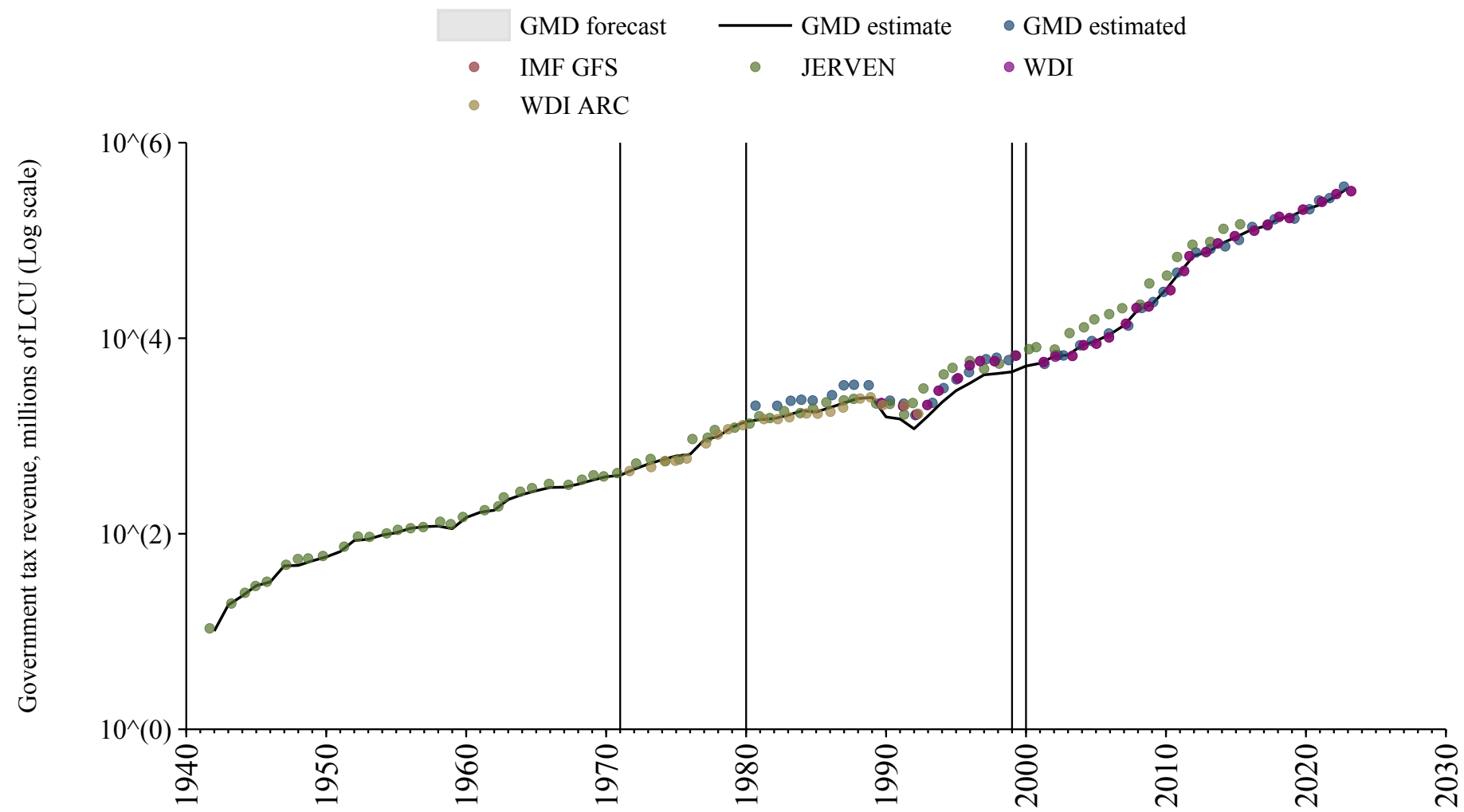
## Eswatini

Source	Time span	Notes
<a href="#">Albers et al. (2023)</a>	1904 - 1970	Spliced using overlapping data in 1971: (ratio = 80.2%).
<a href="#">World Bank (Archives) (1999)</a>	1971 - 1991	Spliced using overlapping data in 1992: (ratio = 80.1%).
<a href="#">Albers et al. (2023)</a>	1992 - 1998	Spliced using overlapping data in 1999: (ratio = 104.1%).
<a href="#">World Bank (2024)</a>	1999 - 2012	Spliced using overlapping data in 2013: (ratio = 104.2%).
<a href="#">Albers et al. (2023)</a>	2013 - 2013	Spliced using overlapping data in 2014: (ratio = 100.2%).
<a href="#">World Bank (2024)</a>	2014 - 2021	Baseline source, overlaps with base year 2018.



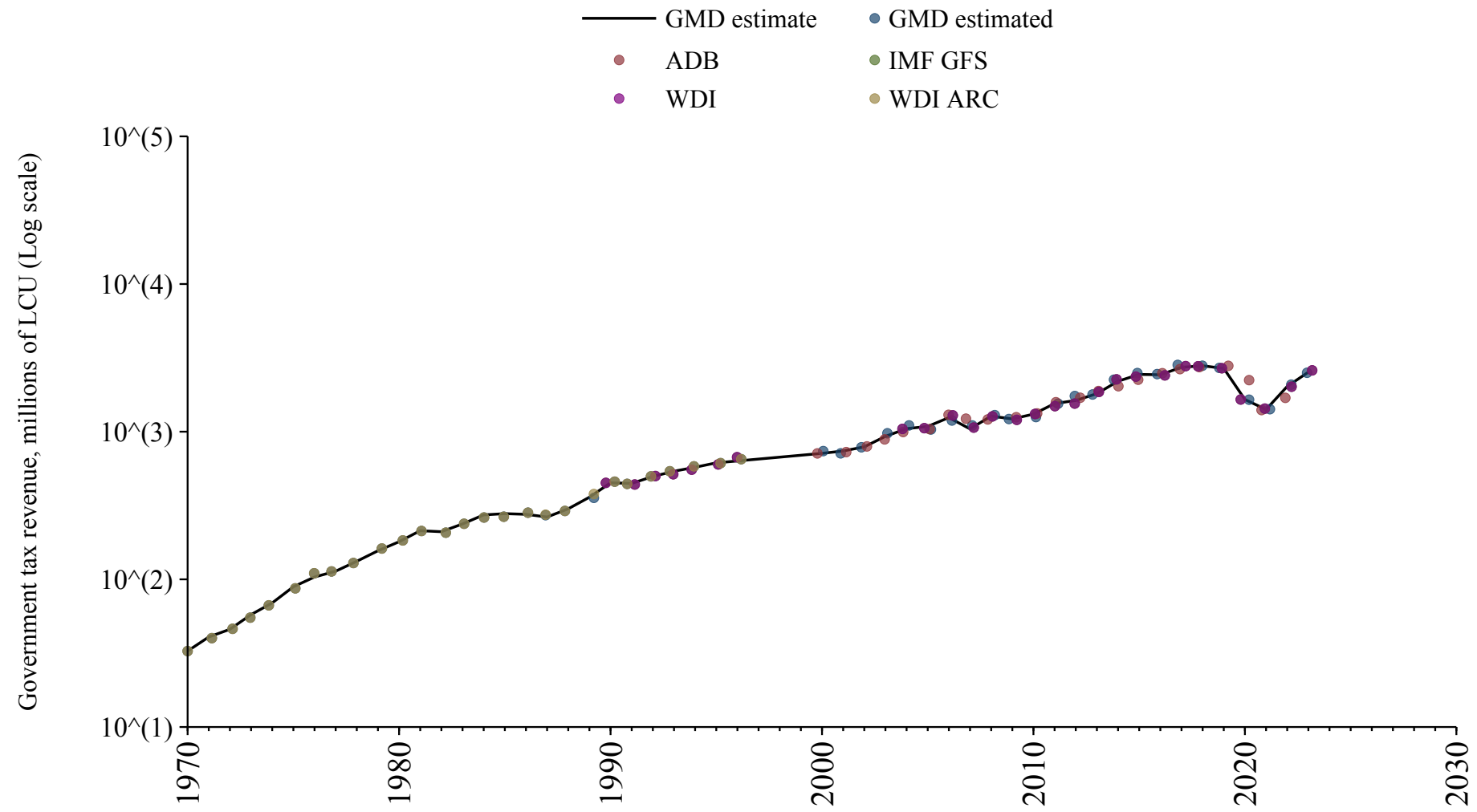
# Ethiopia

Source	Time span	Notes
<a href="#">Albers et al. (2023)</a>	1942 - 1971	Spliced using overlapping data in 1972: (ratio = 93.9%).
<a href="#">World Bank (Archives) (1999)</a>	1972 - 1989	Spliced using overlapping data in 1990: (ratio = 104.3%).
<a href="#">World Bank (2024)</a>	1990 - 1999	Spliced using overlapping data in 2000: (ratio = 72%).
<a href="#">Albers et al. (2023)</a>	2000 - 2000	Spliced using overlapping data in 2001: (ratio = 69.9%).
<a href="#">World Bank (2024)</a>	2001 - 2023	Baseline source, overlaps with base year 2018.



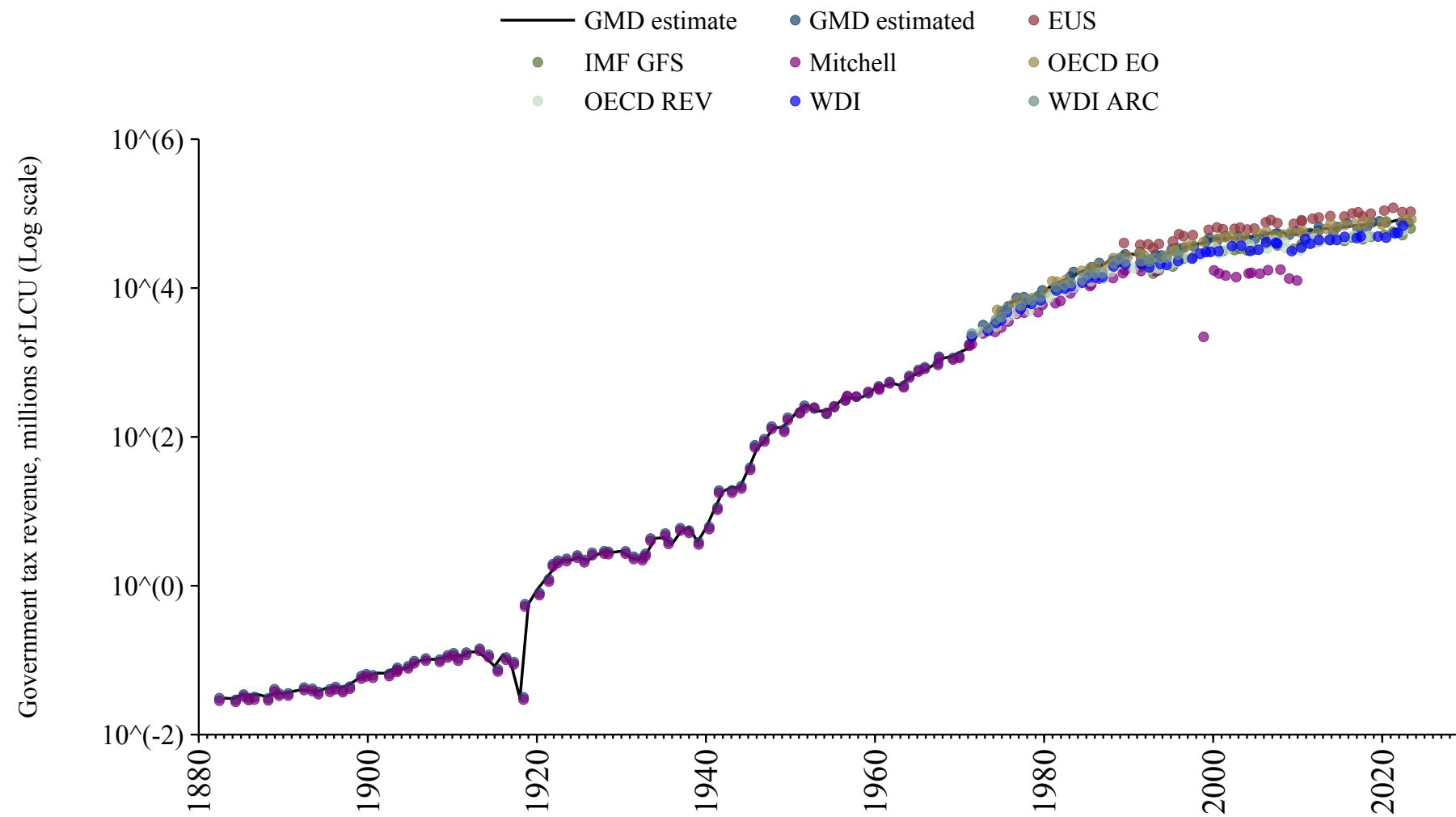
# Fiji

Source	Time span	Notes
<a href="#">World Bank (Archives) (1999)</a>	1970 - 1989	Spliced using overlapping data in 1990.
<a href="#">World Bank (2024)</a>	1990 - 1996	Spliced using overlapping data in 1997.
<a href="#">Asian Development Bank (2024)</a>	1997 - 2003	Spliced using overlapping data in 2004.
<a href="#">World Bank (2024)</a>	2004 - 2023	Baseline source, overlaps with base year 2018.



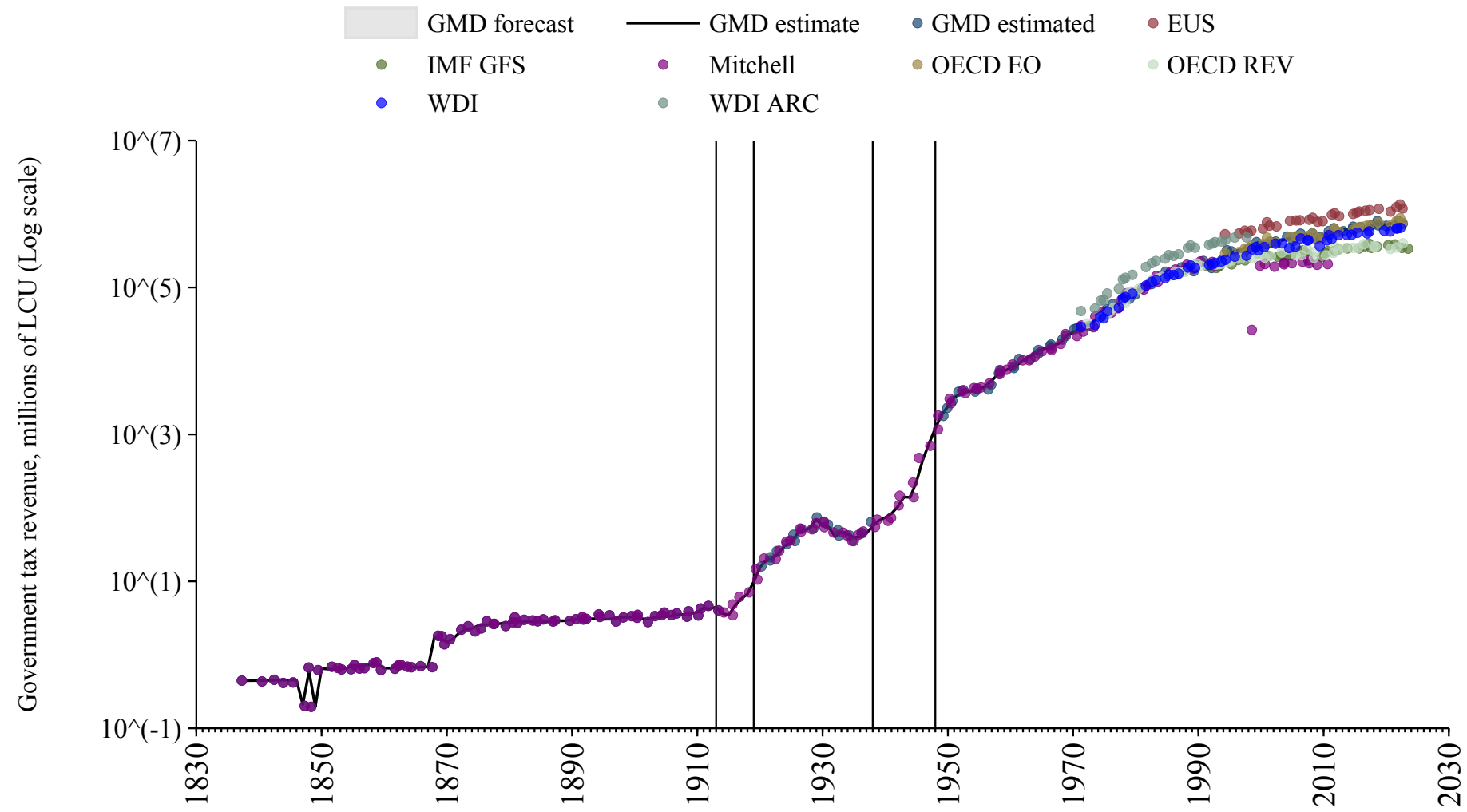
# Finland

Source	Time span	Notes
<a href="#">Mitchell (2013)</a>	1883 - 1971	Spliced using overlapping data in 1972.
<a href="#">World Bank (2024)</a>	1972 - 1974	Spliced using overlapping data in 1975.
<a href="#">OECD Economic Outlook (2024)</a>	1975 - 2023	Baseline source, overlaps with base year 2018.



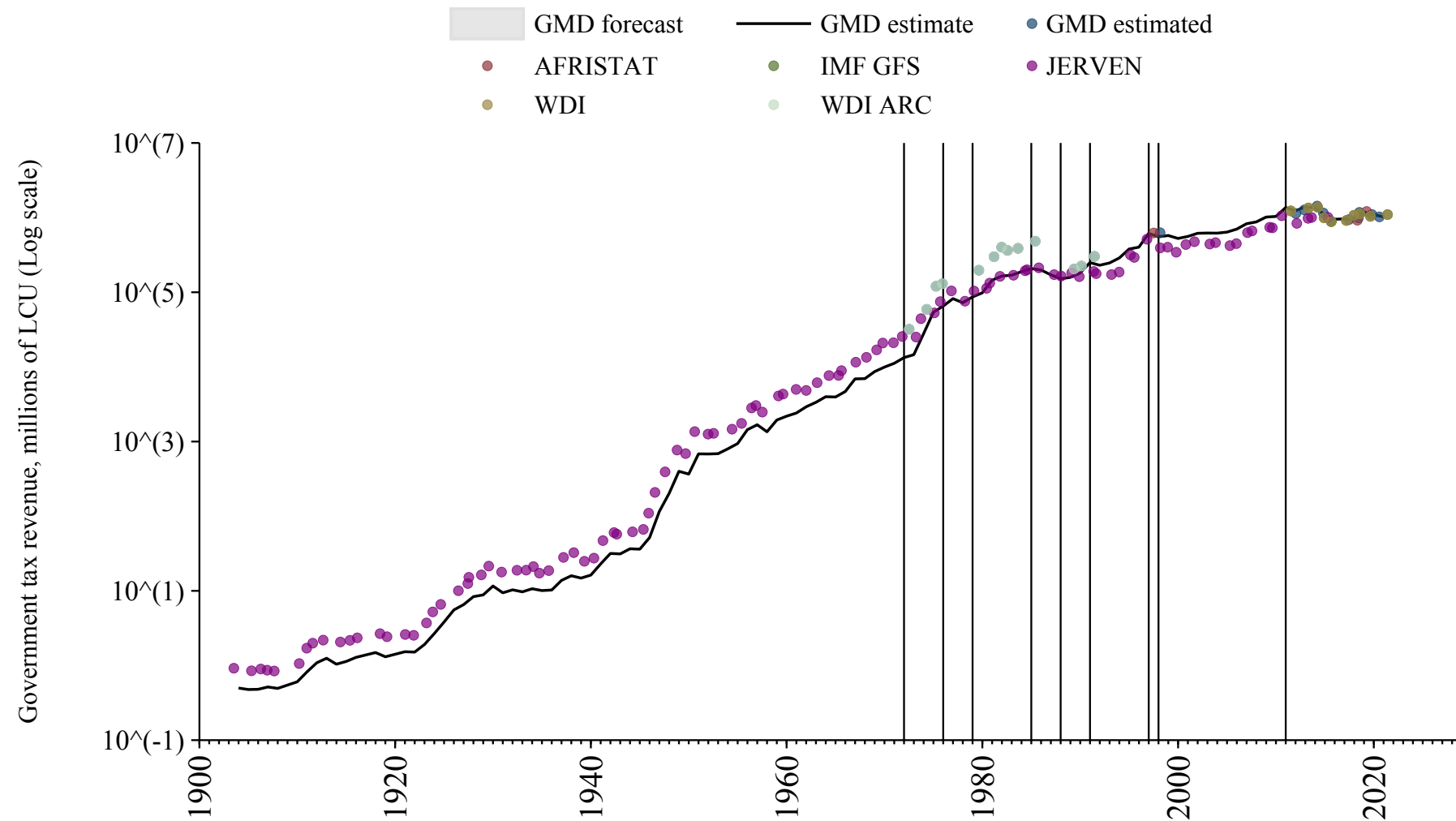
# France

Source	Time span	Notes
<a href="#">Mitchell (2013)</a>	1838 - 1971	Spliced using overlapping data in 1972: (ratio = 99.7%).
<a href="#">World Bank (2024)</a>	1972 - 1994	Spliced using overlapping data in 1995.
<a href="#">OECD Economic Outlook (2024)</a>	1995 - 2023	Baseline source, overlaps with base year 2018.



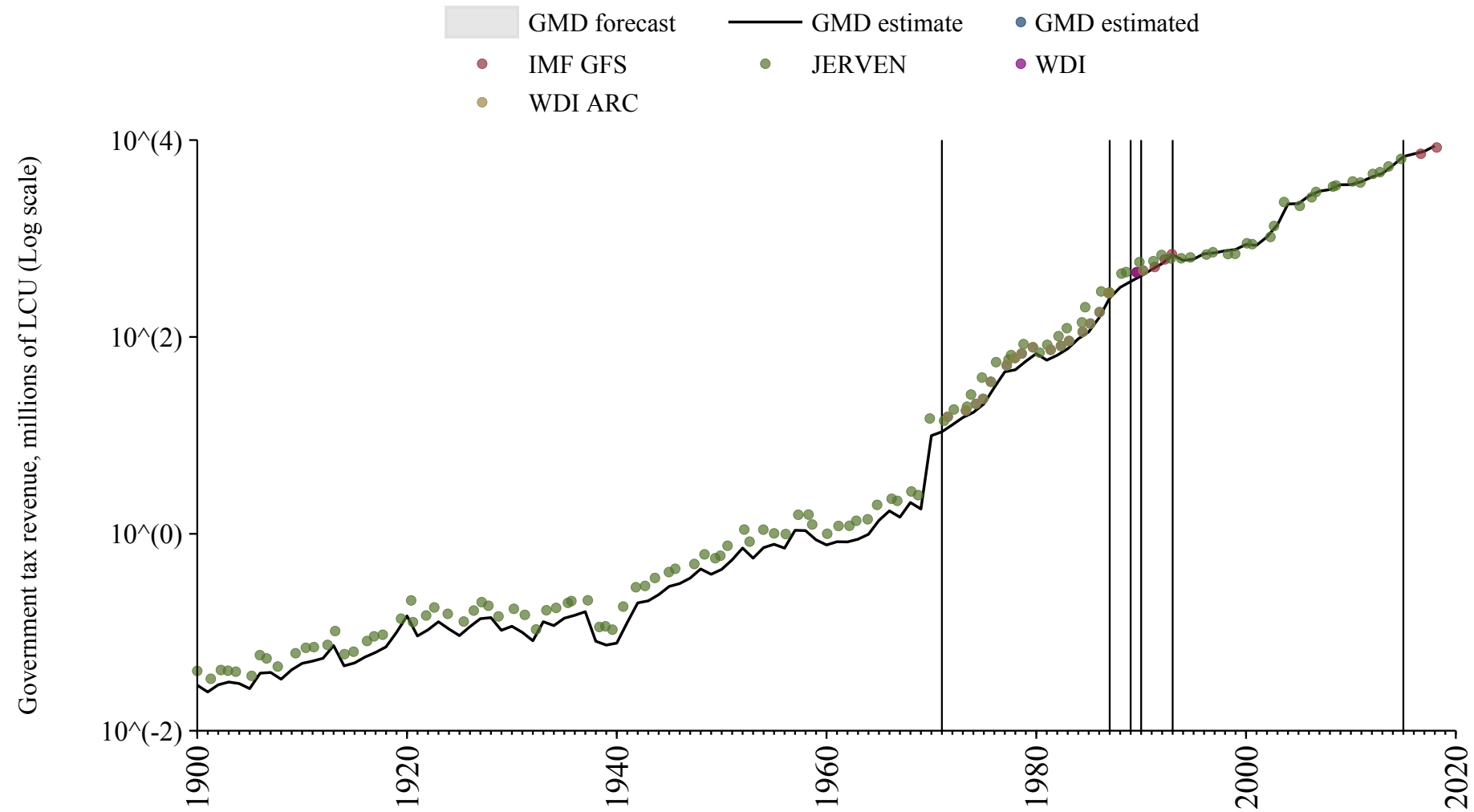
## Gabon

Source	Time span	Notes
<a href="#">Albers et al. (2023)</a>	1904 - 1972	Spliced using overlapping data in 1973: (ratio = 54.2%).
<a href="#">World Bank (Archives) (1999)</a>	1973 - 1976	Spliced using overlapping data in 1977: (ratio = 45.6%).
<a href="#">Albers et al. (2023)</a>	1977 - 1979	Spliced using overlapping data in 1980: (ratio = 86%).
<a href="#">World Bank (Archives) (1999)</a>	1980 - 1985	Spliced using overlapping data in 1986: (ratio = 46.2%).
<a href="#">Albers et al. (2023)</a>	1986 - 1988	Spliced using overlapping data in 1989: (ratio = 97.9%).
<a href="#">World Bank (Archives) (1999)</a>	1989 - 1991	Spliced using overlapping data in 1992: (ratio = 80.1%).
<a href="#">Albers et al. (2023)</a>	1992 - 1997	Spliced using overlapping data in 1998: (ratio = 136.8%).
<a href="#">African Union (2024)</a>	1998 - 1998	Spliced using overlapping data in 1999: (ratio = 88.9%).
<a href="#">Albers et al. (2023)</a>	1999 - 2011	Spliced using overlapping data in 2012: (ratio = 136.8%).
<a href="#">World Bank (2024)</a>	2012 - 2017	Spliced using overlapping data in 2018.
<a href="#">African Union (2024)</a>	2018 - 2019	Baseline source, overlaps with base year 2018.
<a href="#">World Bank (2024)</a>	2020 - 2021	Spliced using overlapping data in 2022.



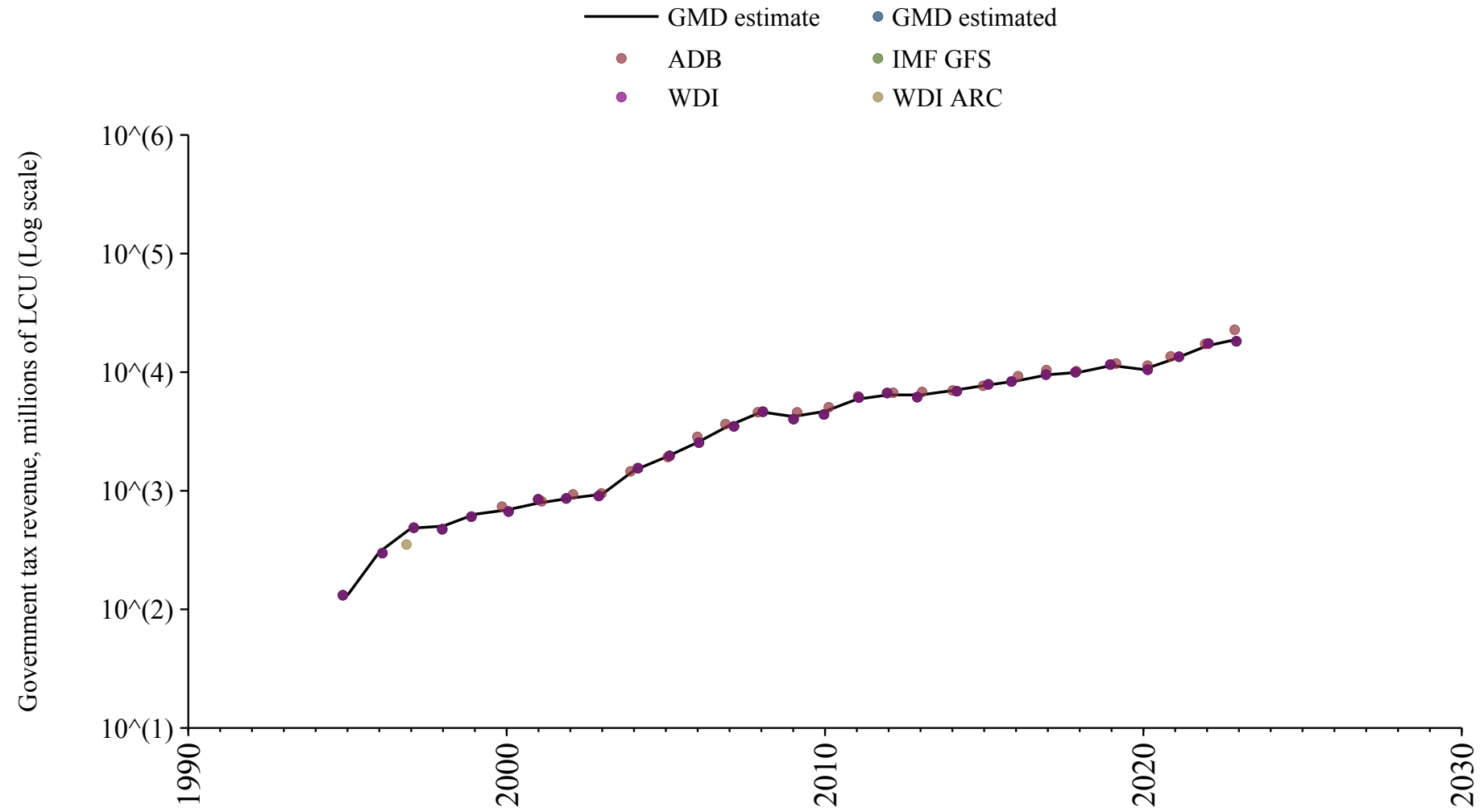
## Gambia

Source	Time span	Notes
<a href="#">Albers et al. (2023)</a>	1900 - 1971	Spliced using overlapping data in 1972: (ratio = 71.5%).
<a href="#">World Bank (Archives) (1999)</a>	1972 - 1987	Spliced using overlapping data in 1988: (ratio = 82.8%).
<a href="#">Albers et al. (2023)</a>	1988 - 1989	Spliced using overlapping data in 1990: (ratio = 80%).
<a href="#">World Bank (2024)</a>	1990 - 1990	Spliced using overlapping data in 1991: (ratio = 91.7%).
<a href="#">International Monetary Fund (2024)</a>	1991 - 1993	Spliced using overlapping data in 1994: (ratio = 91.7%).
<a href="#">Albers et al. (2023)</a>	1994 - 2015	Spliced using overlapping data in 2016.
<a href="#">International Monetary Fund (2024)</a>	2016 - 2018	Spliced using overlapping data in 2019.



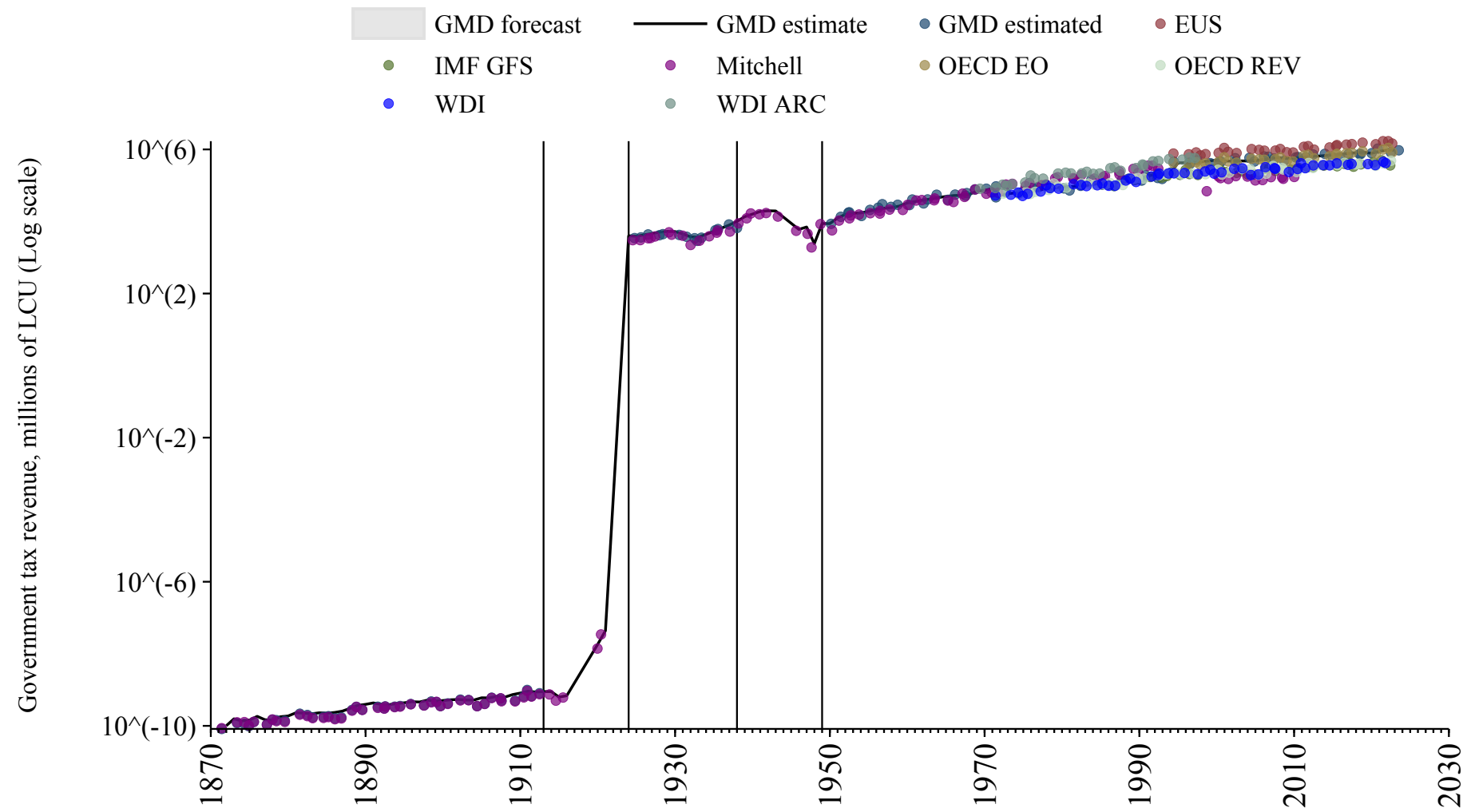
# Georgia

Source	Time span	Notes
<a href="#">World Bank (2024)</a>	1995 - 2023	Baseline source, overlaps with base year 2018.



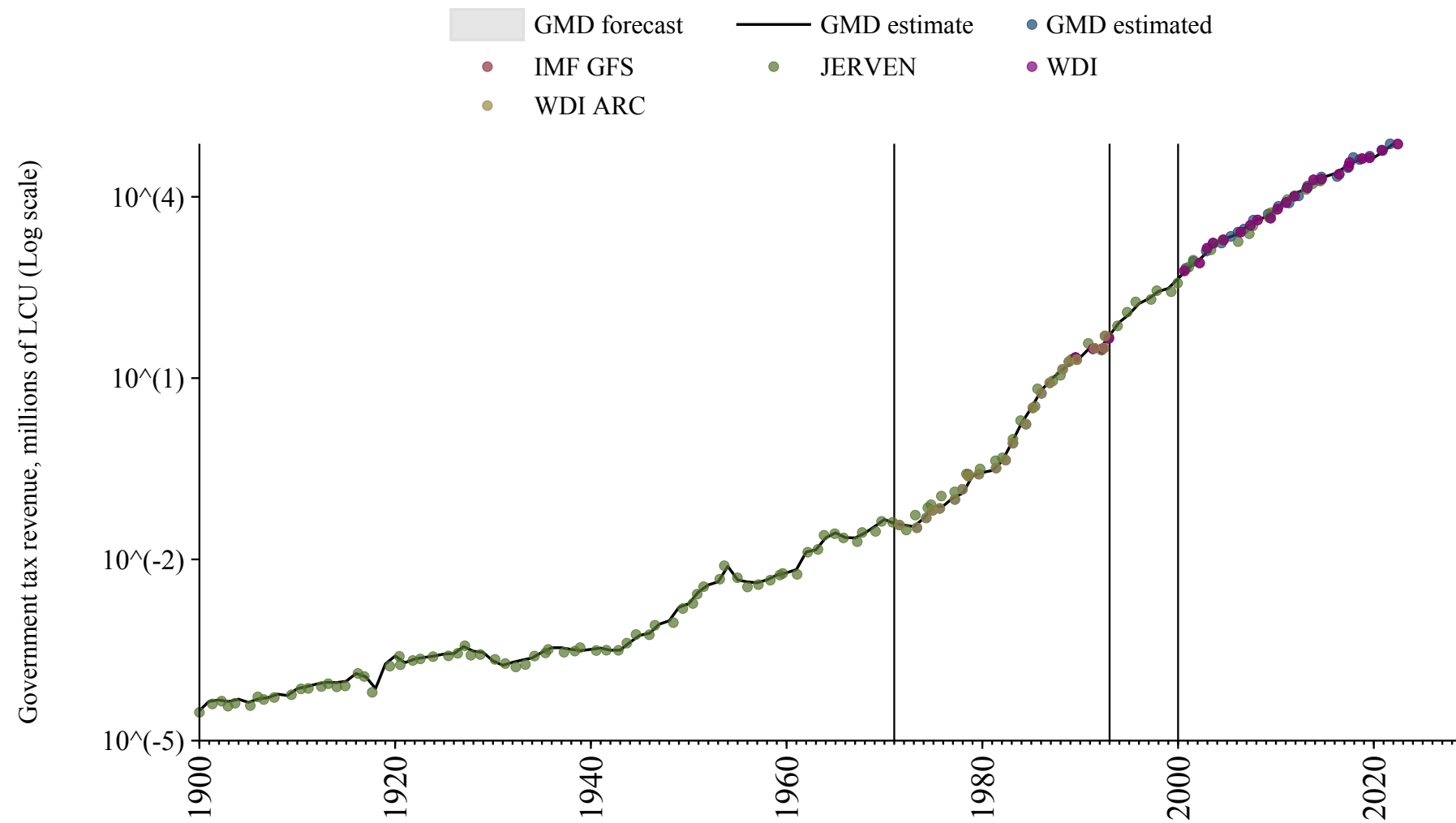
# Germany

Source	Time span	Notes
<a href="#">Mitchell (2013)</a>	1872 - 1971	Spliced using overlapping data in 1972: (ratio = 122.4%).
<a href="#">World Bank (2024)</a>	1972 - 1994	Spliced using overlapping data in 1995.
<a href="#">OECD Economic Outlook (2024)</a>	1995 - 2023	Baseline source, overlaps with base year 2018.



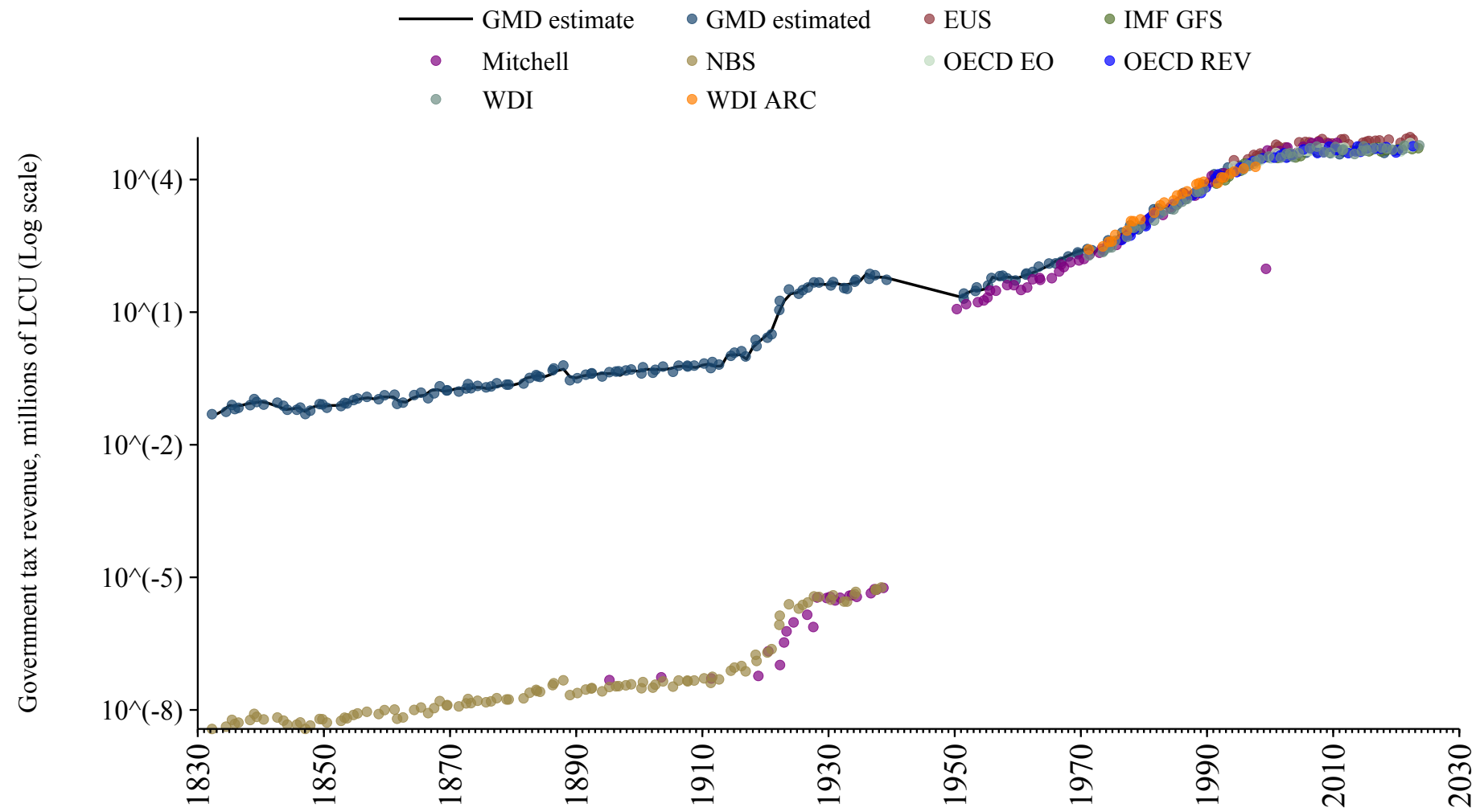
# Ghana

Source	Time span	Notes
<a href="#">Albers et al. (2023)</a>	1900 - 1971	Spliced using overlapping data in 1972: (ratio = 106.2%).
<a href="#">World Bank (Archives) (1999)</a>	1972 - 1989	Spliced using overlapping data in 1990: (ratio = 99.8%).
<a href="#">World Bank (2024)</a>	1990 - 1993	Spliced using overlapping data in 1994: (ratio = 99.8%).
<a href="#">Albers et al. (2023)</a>	1994 - 2000	Spliced using overlapping data in 2001: (ratio = 99.8%).
<a href="#">World Bank (2024)</a>	2001 - 2022	Baseline source, overlaps with base year 2018.



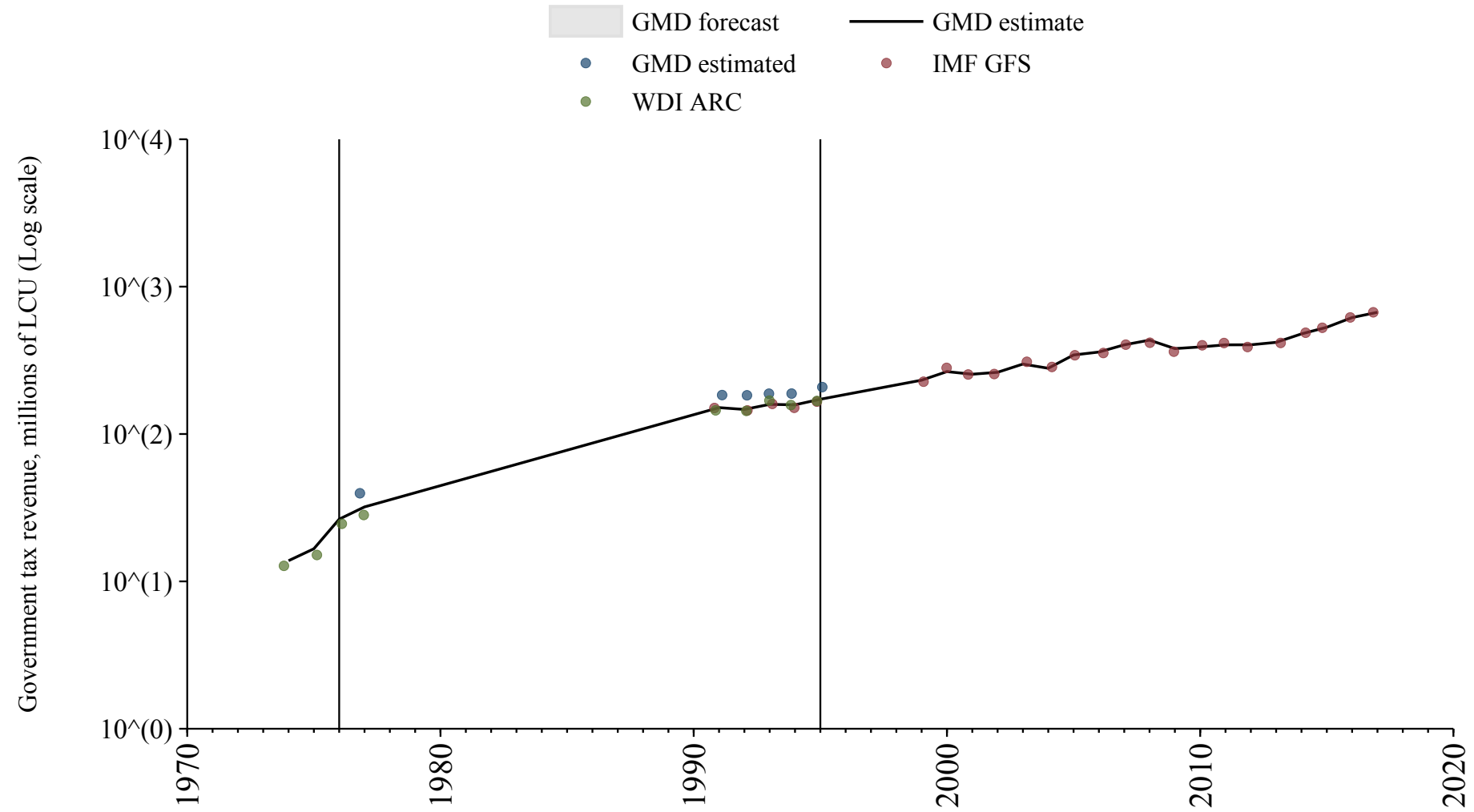
# Greece

Source	Time span	Notes
<a href="#">National Bank of Serbia (2024)</a>	1833 - 1935	Spliced using overlapping data in 1936.
<a href="#">Cox and Dincecco (2021)</a>	1936 - 1936	Spliced using overlapping data in 1937.
<a href="#">National Bank of Serbia (2024)</a>	1937 - 1939	Spliced using overlapping data in 1940.
<a href="#">Mitchell (2013)</a>	1940 - 1971	Spliced using overlapping data in 1972.
<a href="#">World Bank (2024)</a>	1972 - 1990	Spliced using overlapping data in 1991.
<a href="#">World Bank (Archives) (1999)</a>	1991 - 1994	Spliced using overlapping data in 1995.
<a href="#">OECD Economic Outlook (2024)</a>	1995 - 2023	Baseline source, overlaps with base year 2018.



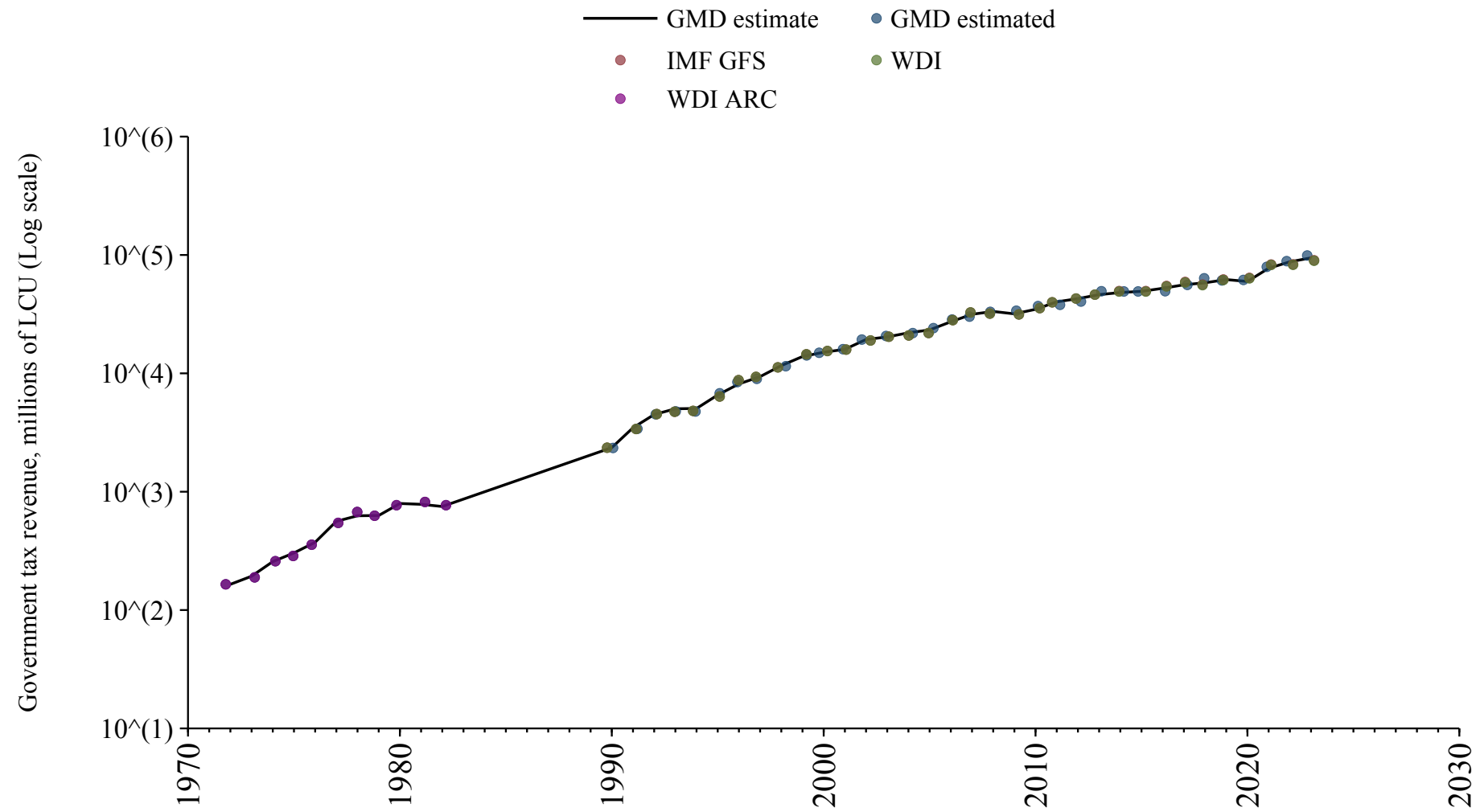
## Grenada

Source	Time span	Notes
<a href="#">World Bank (Archives) (1999)</a>	1974 - 1995	Spliced using overlapping data in 1996: (ratio = 80.7%).
<a href="#">International Monetary Fund (2024)</a>	1996 - 2017	Spliced using overlapping data in 2018.



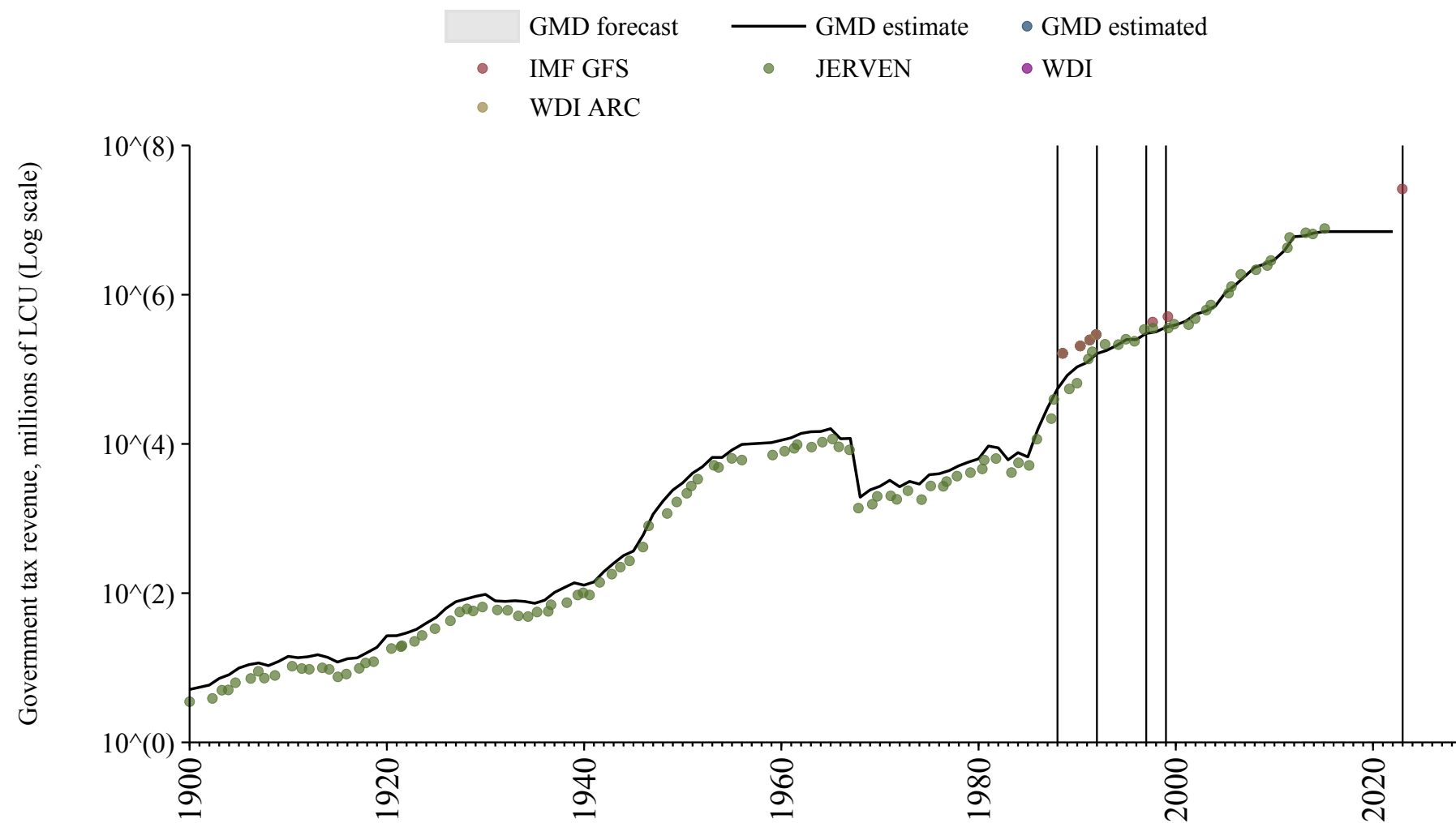
## Guatemala

Source	Time span	Notes
<a href="#">World Bank (Archives) (1999)</a>	1972 - 1982	Spliced using overlapping data in 1983.
<a href="#">World Bank (2024)</a>	1983 - 2023	Baseline source, overlaps with base year 2018.



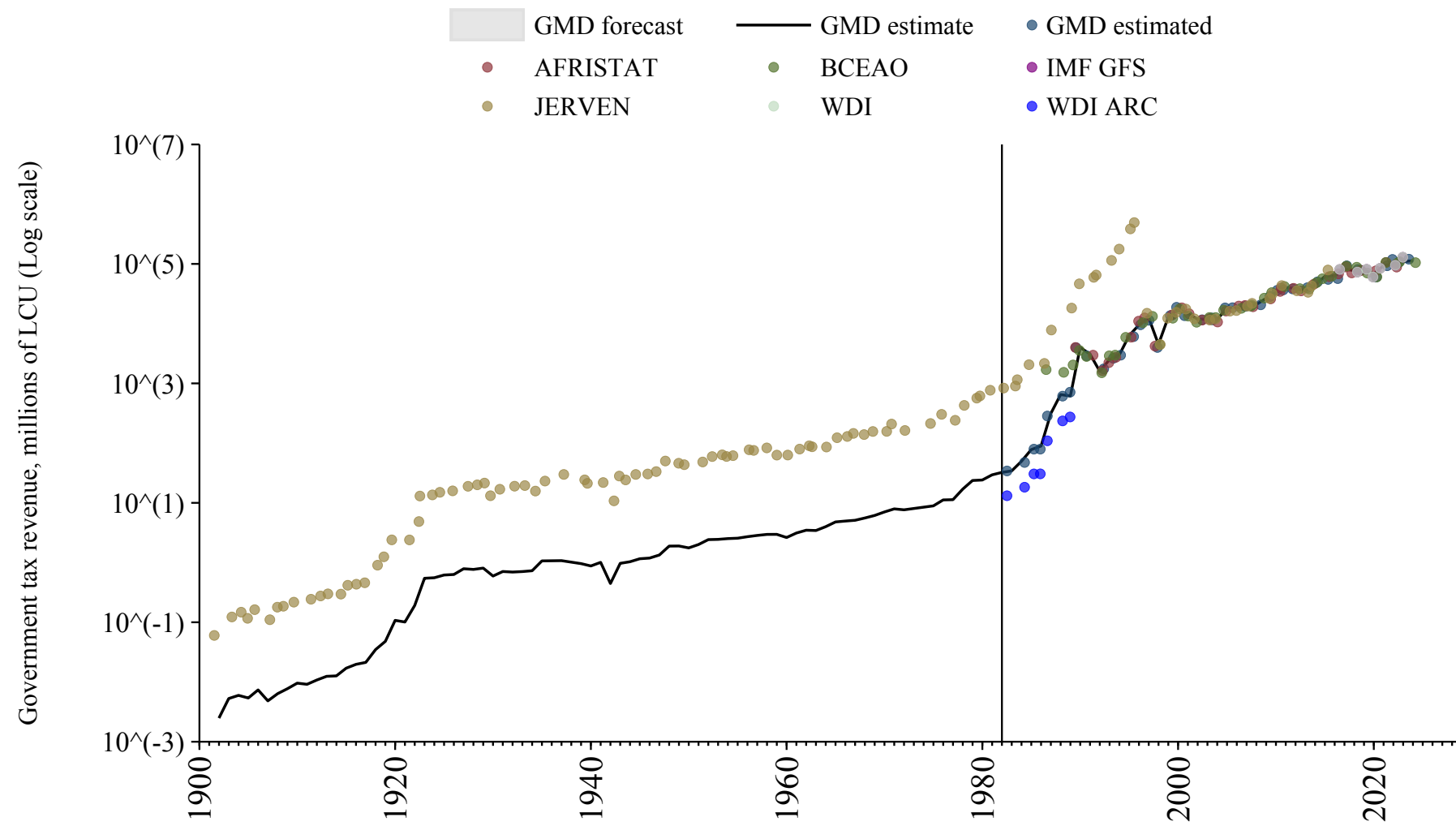
# Guinea

Source	Time span	Notes
<a href="#">Albers et al. (2023)</a>	1900 - 1988	Spliced using overlapping data in 1989: (ratio = 145.6%).
<a href="#">World Bank (2024)</a>	1989 - 1992	Spliced using overlapping data in 1993: (ratio = 50.7%).
<a href="#">Albers et al. (2023)</a>	1993 - 1997	Spliced using overlapping data in 1998: (ratio = 94.4%).
<a href="#">International Monetary Fund (2024)</a>	1998 - 1999	Spliced using overlapping data in 2000: (ratio = 68.7%).
<a href="#">Albers et al. (2023)</a>	2000 - 2022	Baseline source, overlaps with base year 2018.
<a href="#">International Monetary Fund (2024)</a>	2023 - 2023	Spliced using overlapping data in 2024: (ratio = .%).



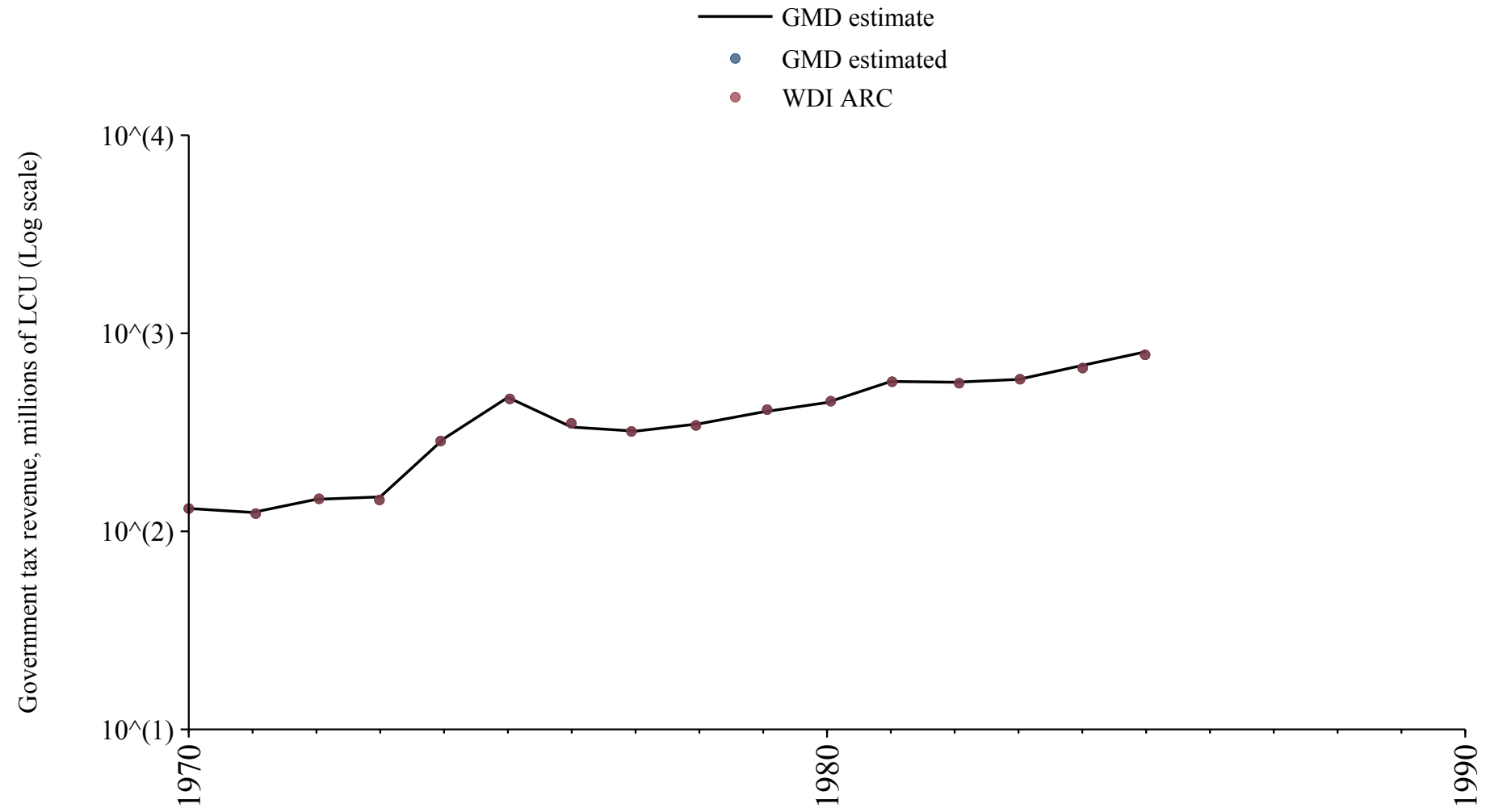
## Guinea-Bissau

Source	Time span	Notes
<a href="#">Albers et al. (2023)</a>	1902 - 1982	Spliced using overlapping data in 1983: (ratio = 4.1%).
<a href="#">World Bank (Archives) (1999)</a>	1983 - 1989	Spliced using overlapping data in 1990.
<a href="#">African Union (2024)</a>	1990 - 2022	Baseline source, overlaps with base year 2018.
<a href="#">Banque centrale des États de l'Afrique de l'Ouest (2024)</a>	2023 - 2024	Spliced using overlapping data in 2025.



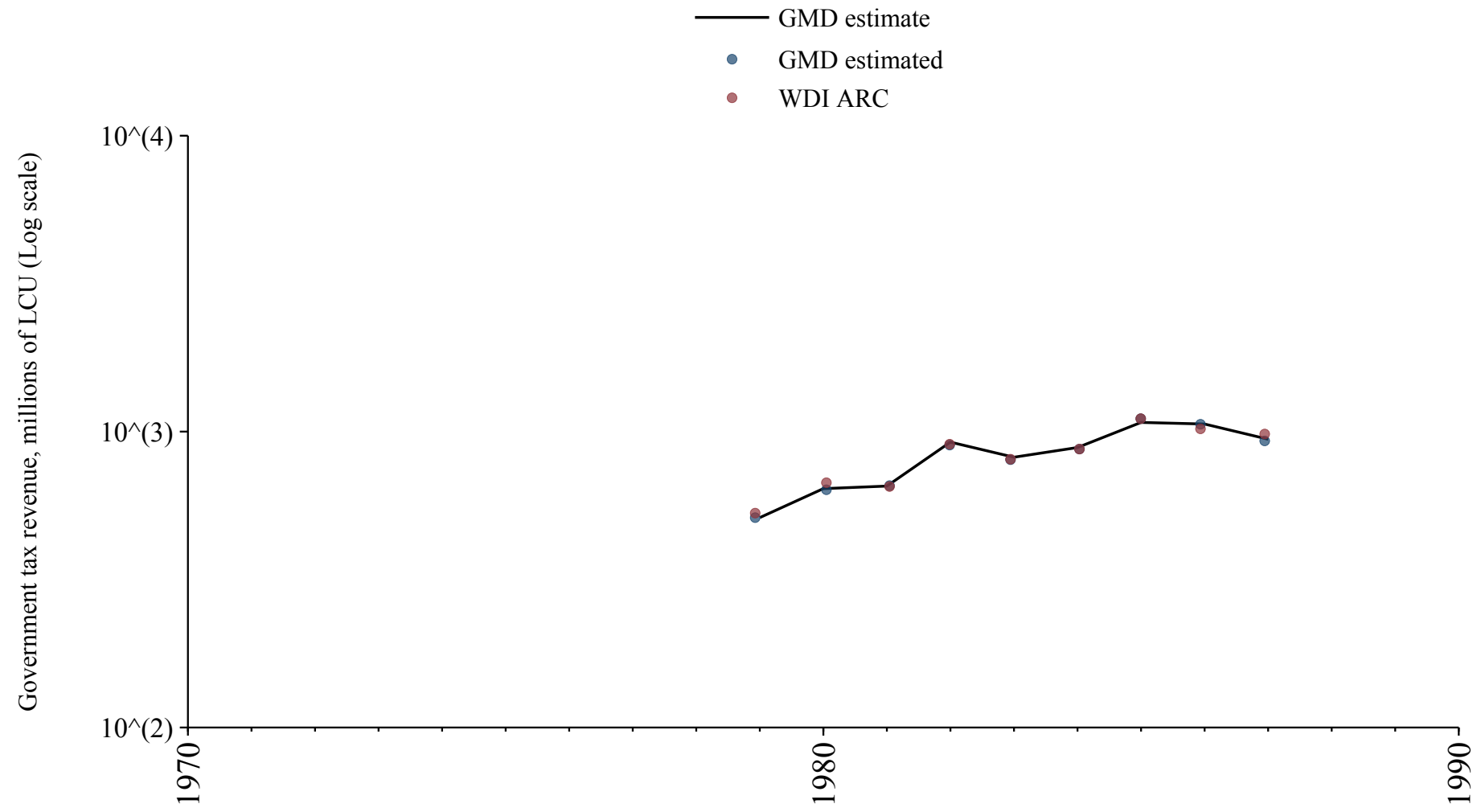
## Guyana

Source	Time span	Notes
<a href="#">World Bank (Archives) (1999)</a>	1970 - 1985	Spliced using overlapping data in 1986.



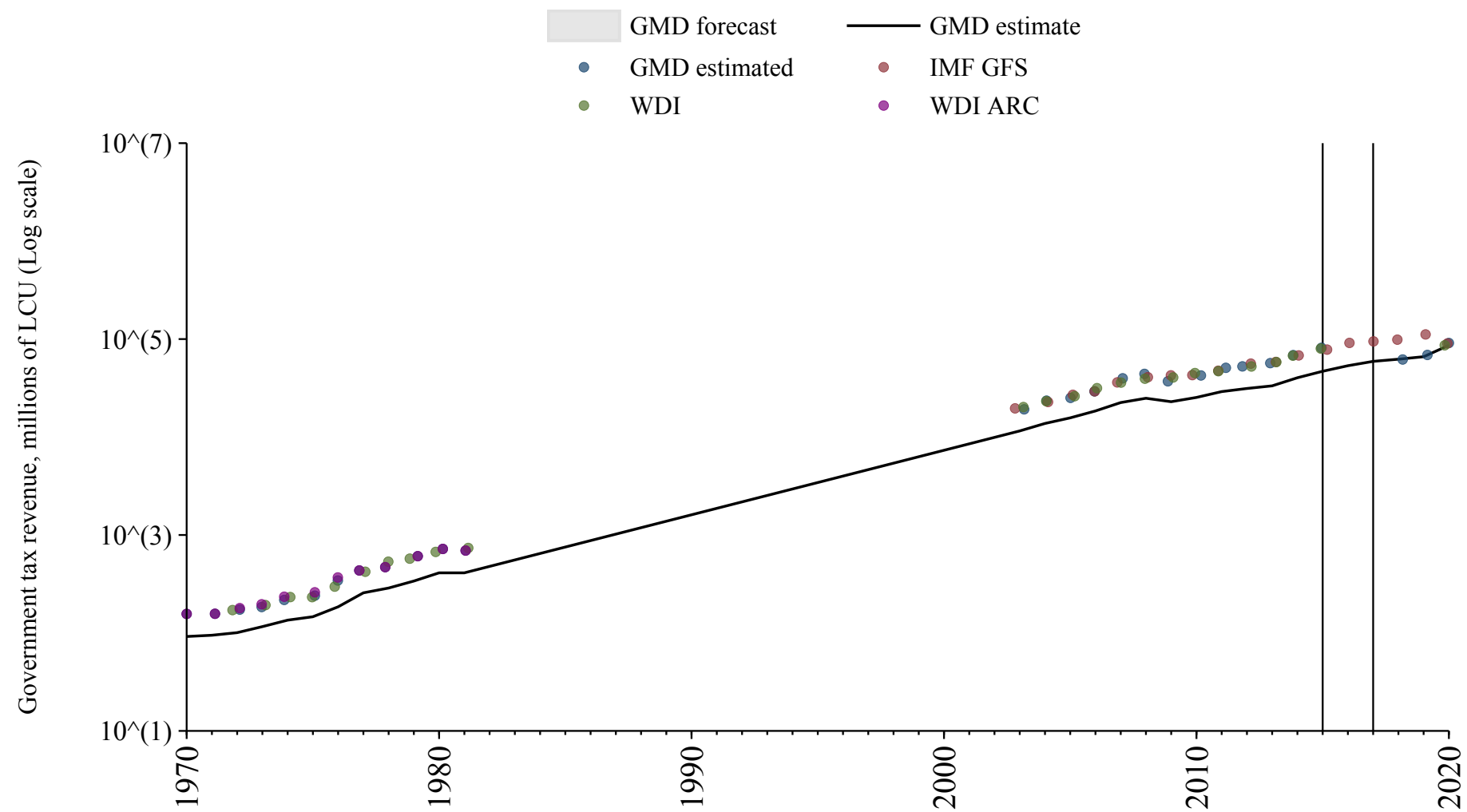
## Haiti

Source	Time span	Notes
<a href="#">World Bank (Archives) (1999)</a>	1979 - 1987	Spliced using overlapping data in 1988.



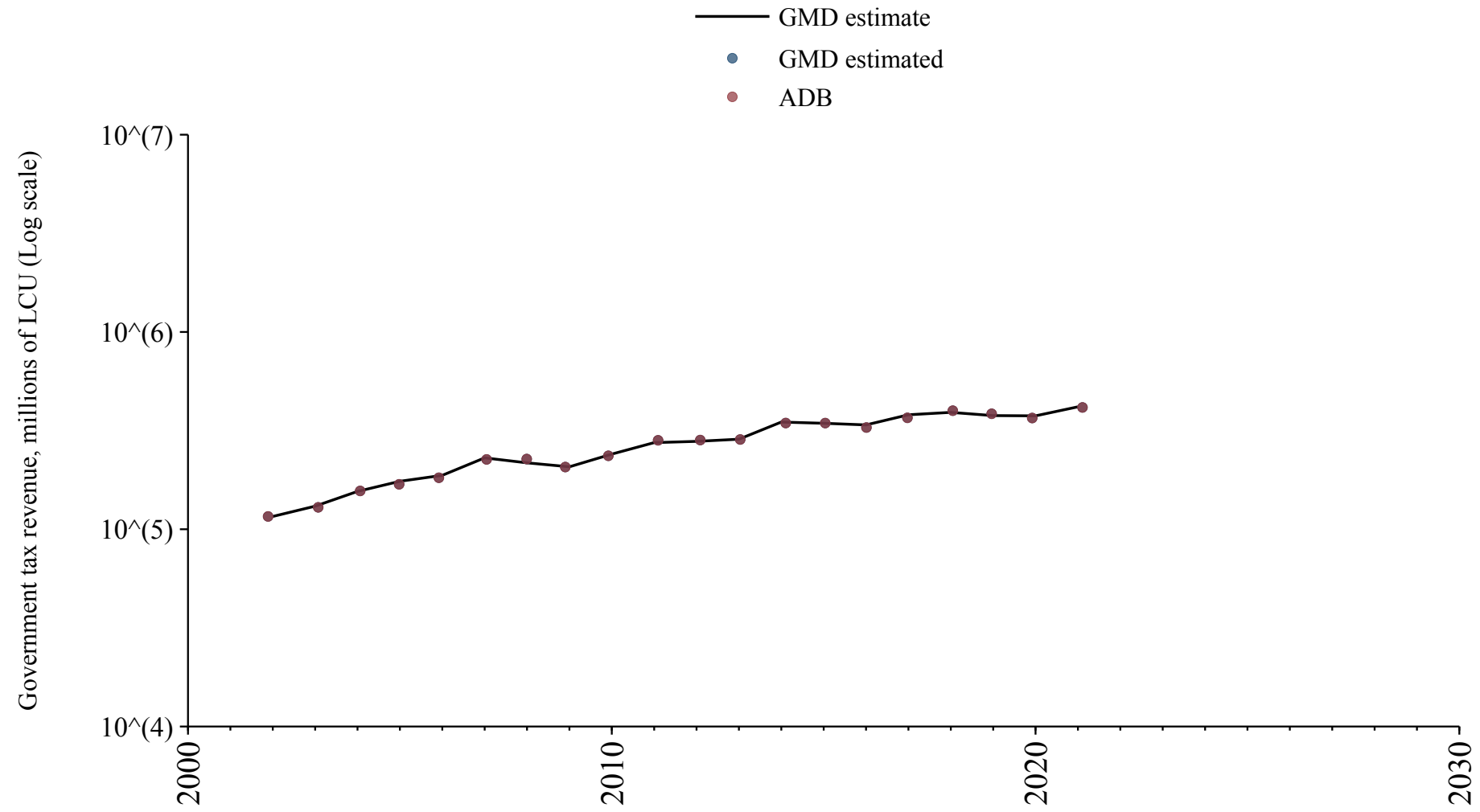
## Honduras

Source	Time span	Notes
<a href="#">World Bank (Archives) (1999)</a>	1970 - 1971	Spliced using overlapping data in 1972: (ratio = 58.8%).
<a href="#">World Bank (2024)</a>	1972 - 2015	Spliced using overlapping data in 2016: (ratio = 58.8%).
<a href="#">International Monetary Fund (2024)</a>	2016 - 2017	Spliced using overlapping data in 2018: (ratio = 58.8%).
<a href="#">World Bank (Archives) (1999)</a>	2018 - 2019	Baseline source, overlaps with base year 2018.
<a href="#">World Bank (2024)</a>	2020 - 2020	Spliced using overlapping data in 2021.



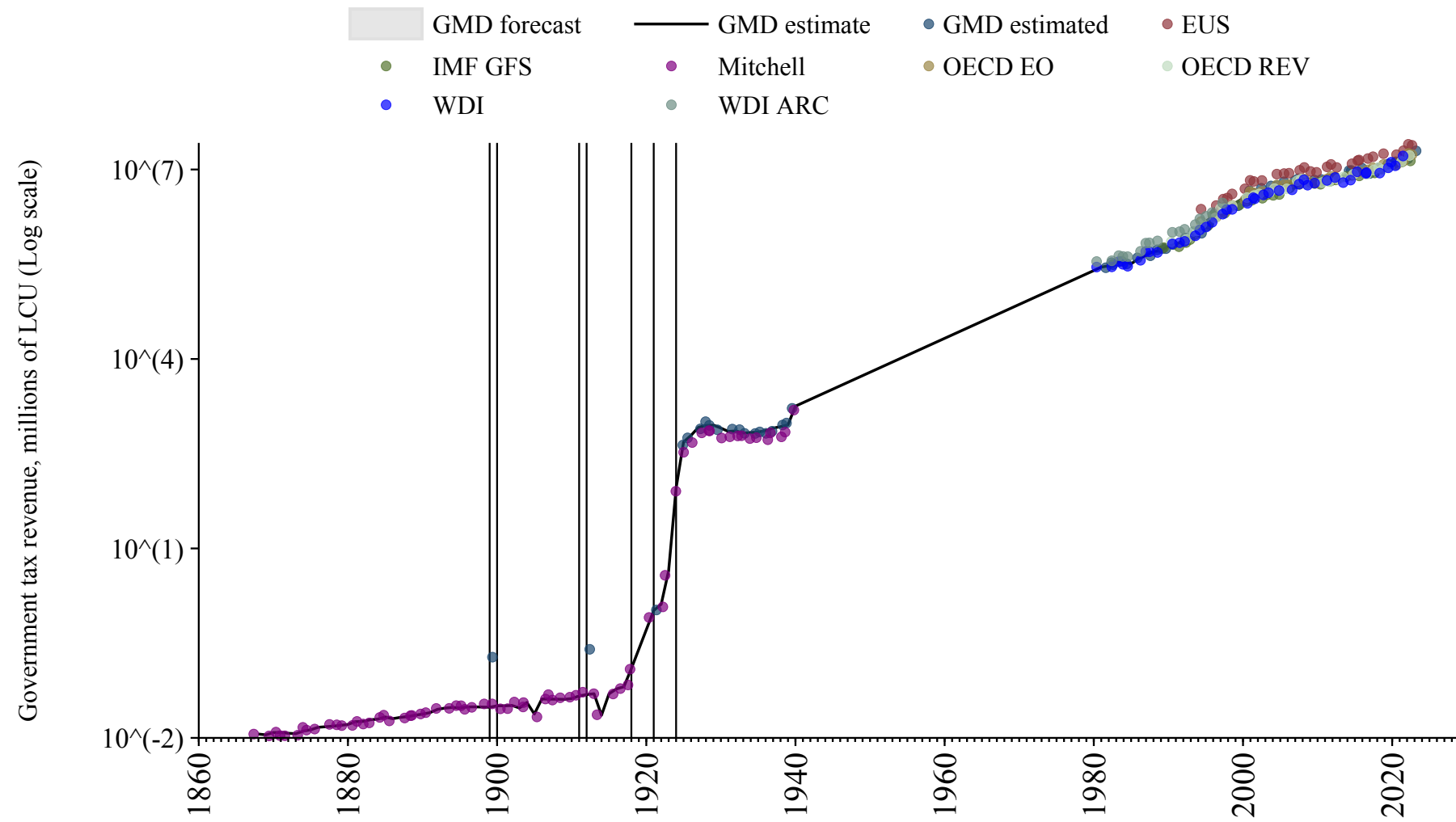
# Hong Kong

Source	Time span	Notes
<a href="#">Asian Development Bank (2024)</a>	2002 - 2021	Baseline source, overlaps with base year 2018.



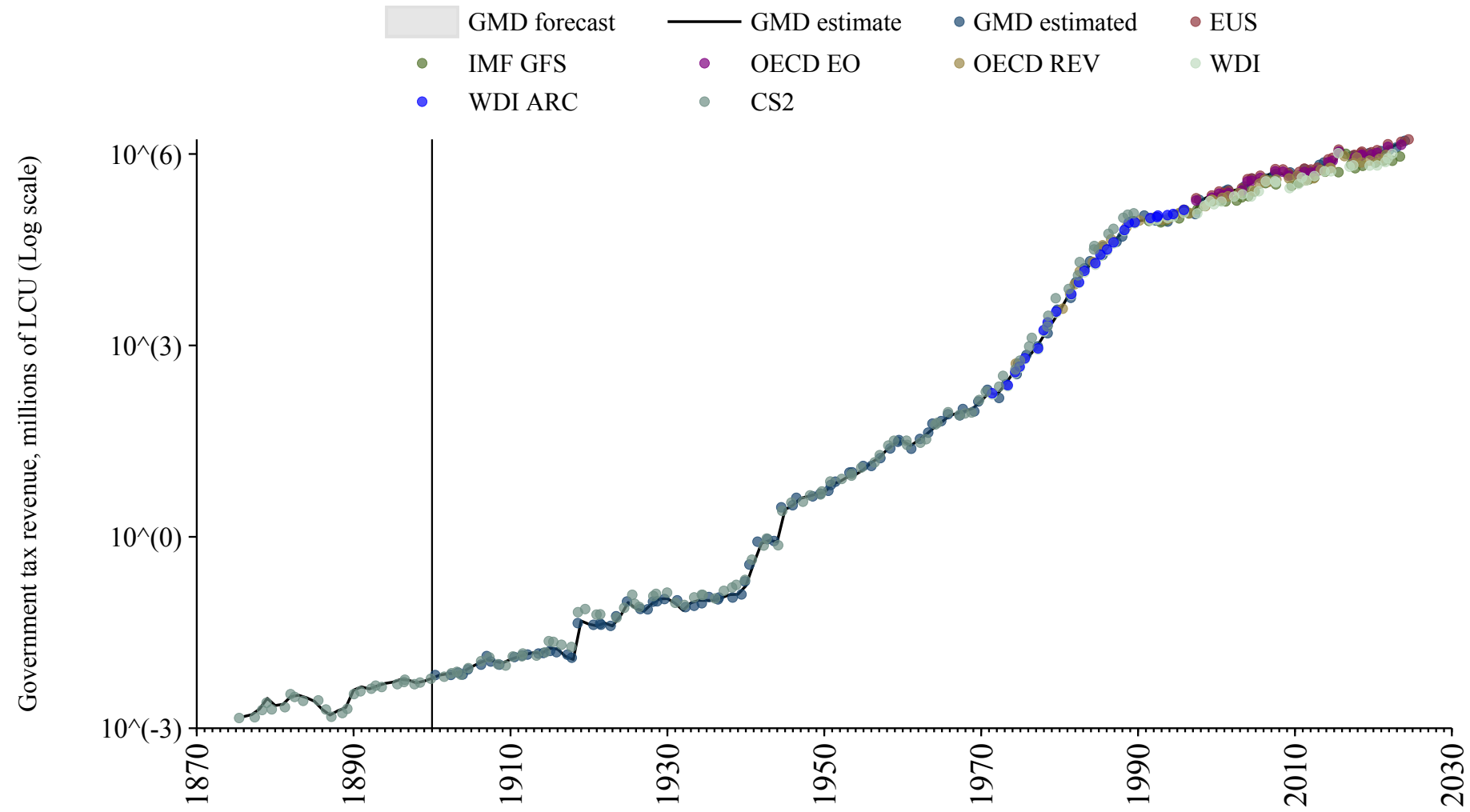
# Hungary

Source	Time span	Notes
<a href="#">Mitchell (2013)</a>	1868 - 1940	Spliced using overlapping data in 1941.
<a href="#">World Bank (2024)</a>	1941 - 1994	Spliced using overlapping data in 1995.
<a href="#">OECD Economic Outlook (2024)</a>	1995 - 2023	Baseline source, overlaps with base year 2018.



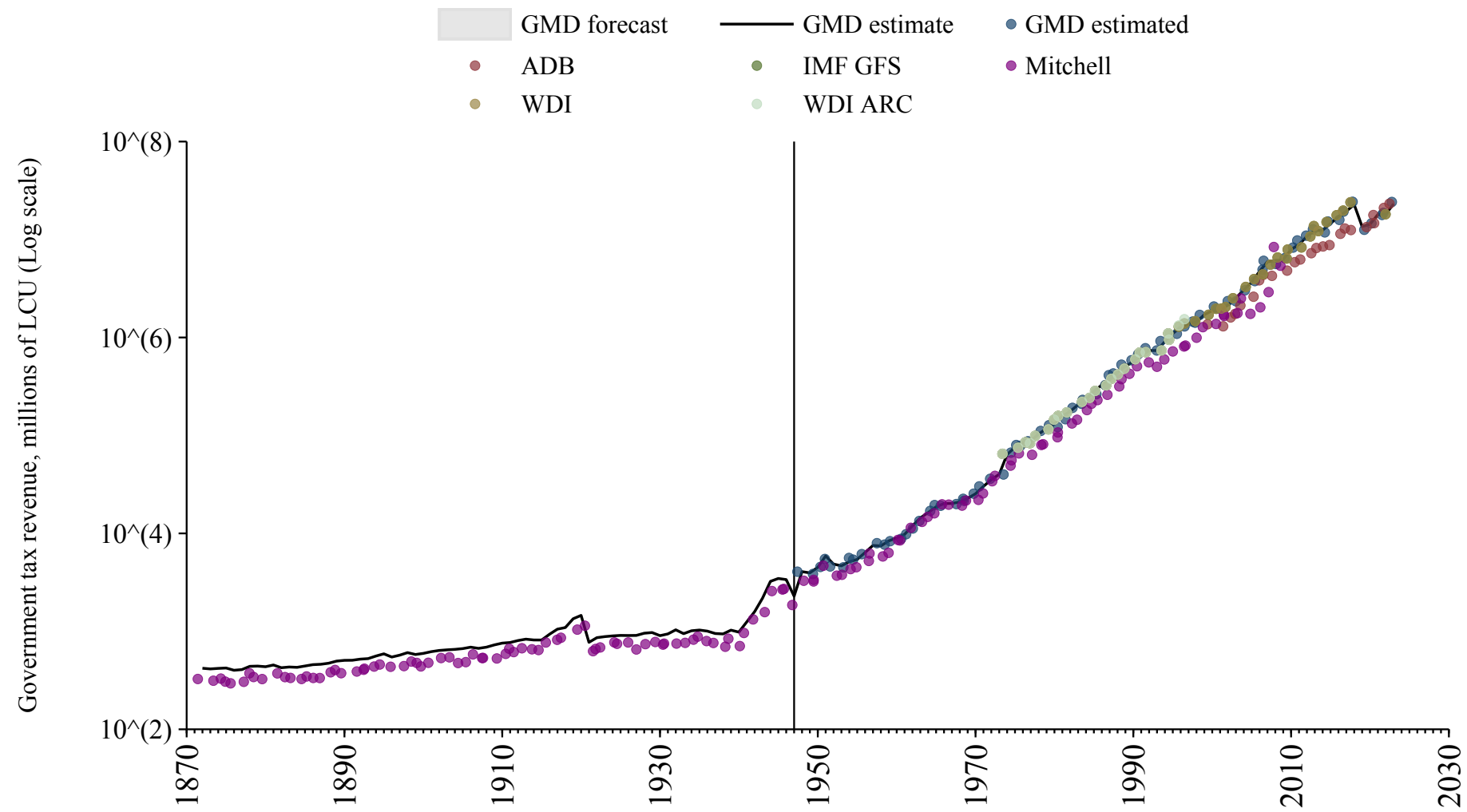
## Iceland

Source	Time span	Notes
<a href="#">Iceland (1997)</a>	1876 - 1971	Spliced using overlapping data in 1972.
<a href="#">World Bank (2024)</a>	1972 - 1997	Spliced using overlapping data in 1998.
<a href="#">OECD Economic Outlook (2024)</a>	1998 - 2023	Baseline source, overlaps with base year 2018.
<a href="#">Commission (2024)</a>	2024 - 2024	Spliced using overlapping data in 2025.



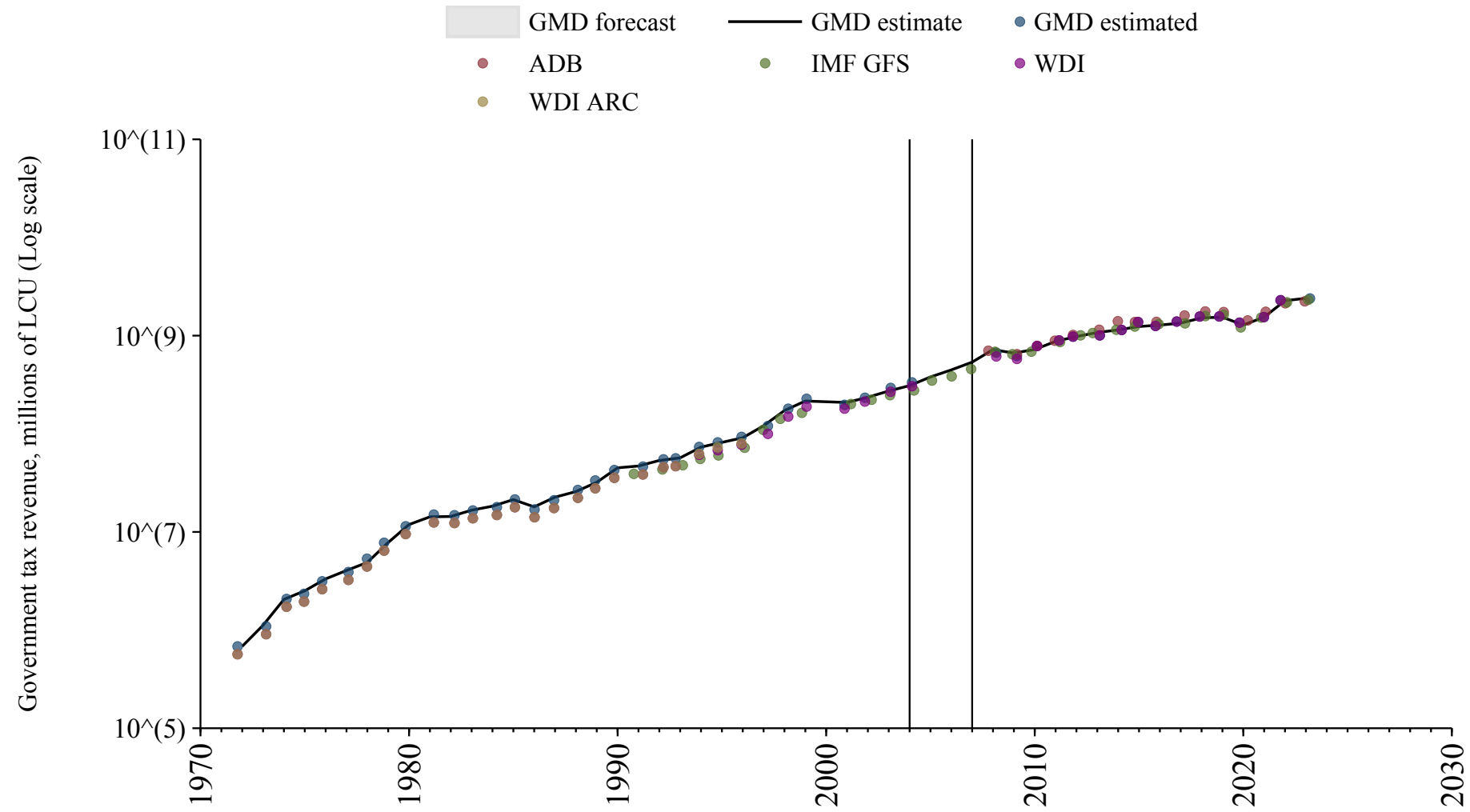
# India

Source	Time span	Notes
<a href="#">Mitchell (2013)</a>	1872 - 1973	Spliced using overlapping data in 1974: (ratio = 128.5%).
<a href="#">World Bank (2024)</a>	1974 - 2018	Spliced using overlapping data in 2019.
<a href="#">Asian Development Bank (2024)</a>	2019 - 2021	Spliced using overlapping data in 2022.
<a href="#">World Bank (2024)</a>	2022 - 2022	Spliced using overlapping data in 2023.
<a href="#">Asian Development Bank (2024)</a>	2023 - 2023	Spliced using overlapping data in 2024.



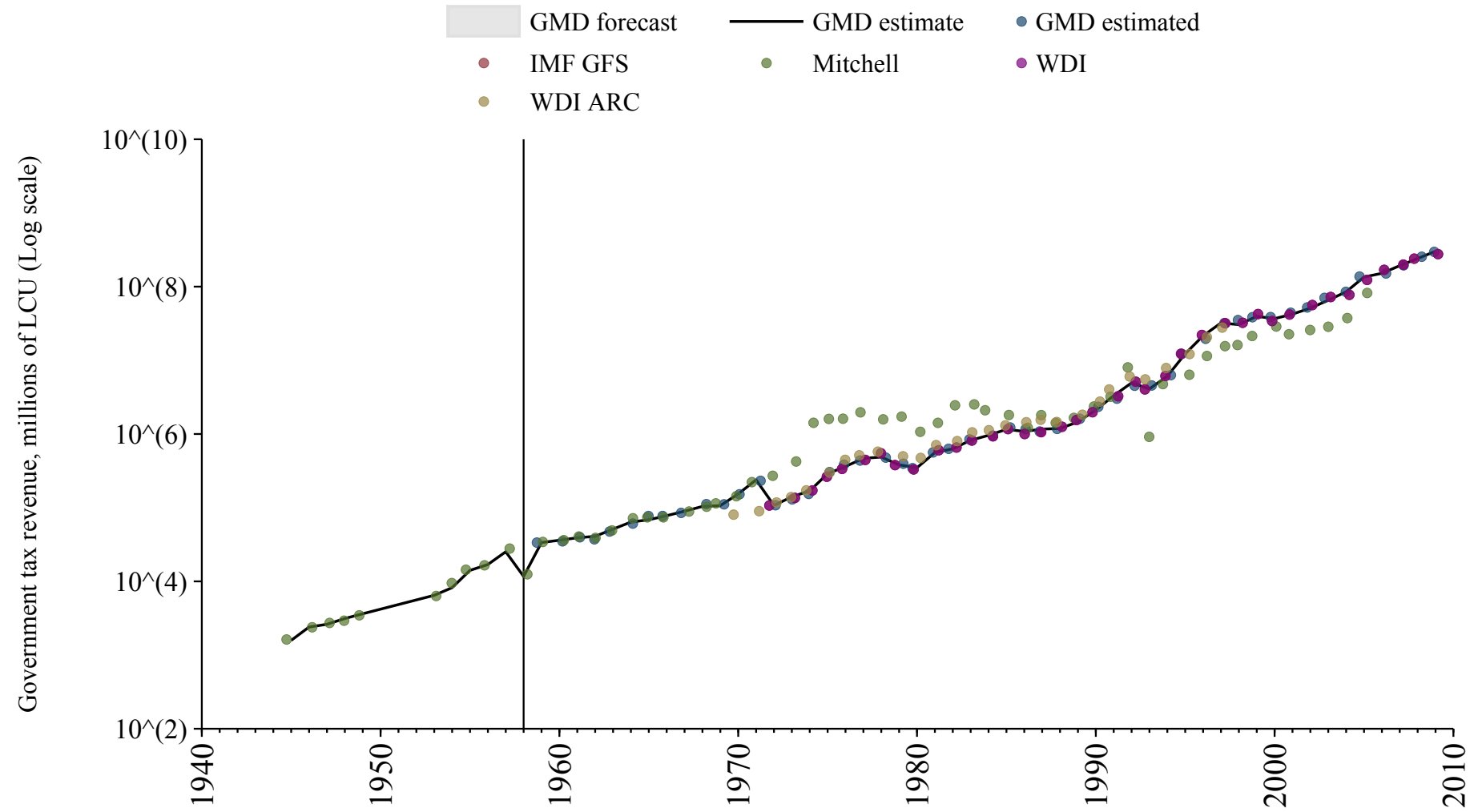
## Indonesia

Source	Time span	Notes
<a href="#">World Bank (2024)</a>	1972 - 2004	Spliced using overlapping data in 2005.
<a href="#">International Monetary Fund (2024)</a>	2005 - 2007	Spliced using overlapping data in 2008: (ratio = 109.4%).
<a href="#">World Bank (2024)</a>	2008 - 2022	Baseline source, overlaps with base year 2018.
<a href="#">Asian Development Bank (2024)</a>	2023 - 2023	Spliced using overlapping data in 2024.



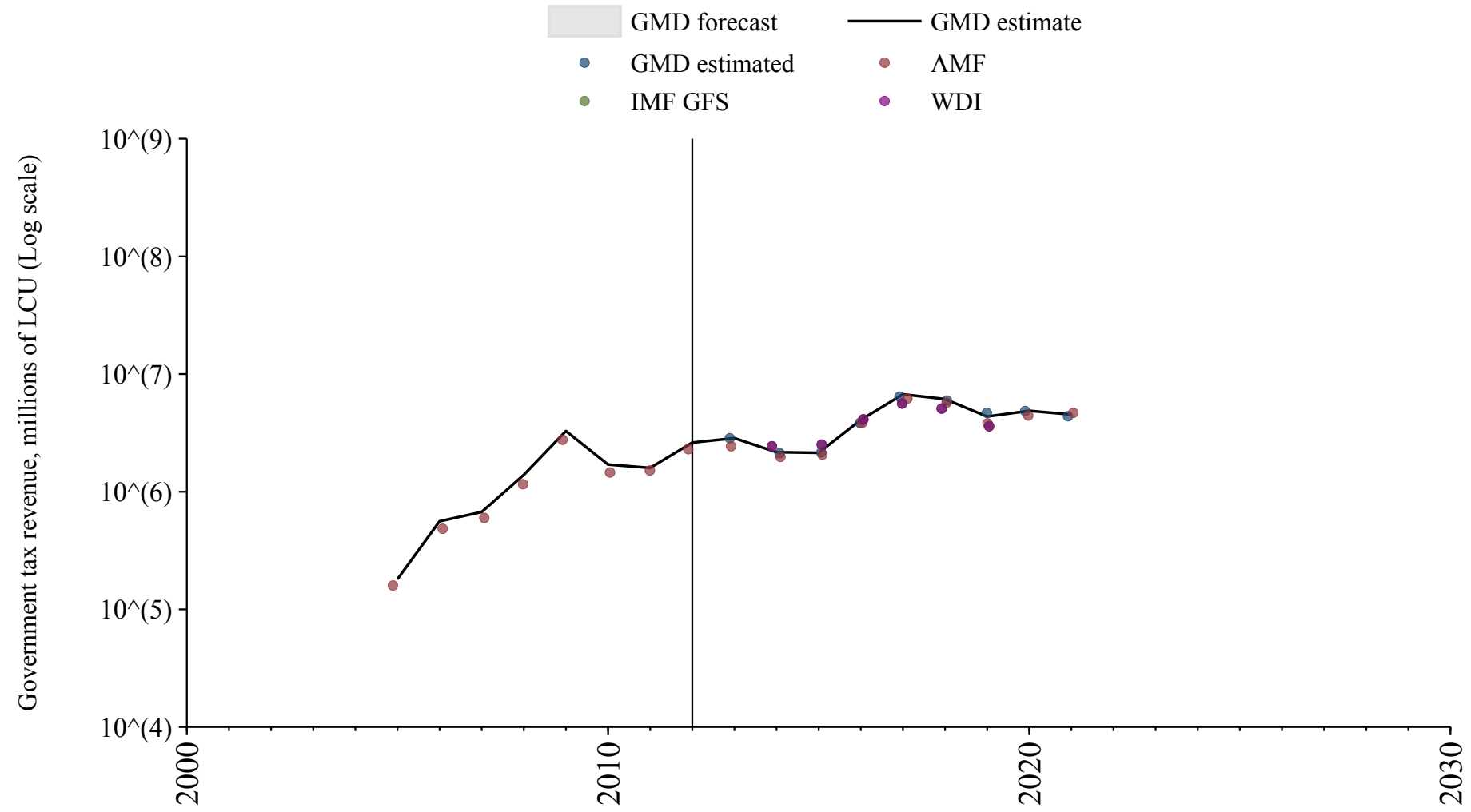
# Iran

Source	Time span	Notes
<a href="#">Mitchell (2013)</a>	1945 - 1971	Spliced using overlapping data in 1972.
<a href="#">World Bank (2024)</a>	1972 - 2009	Spliced using overlapping data in 2010.



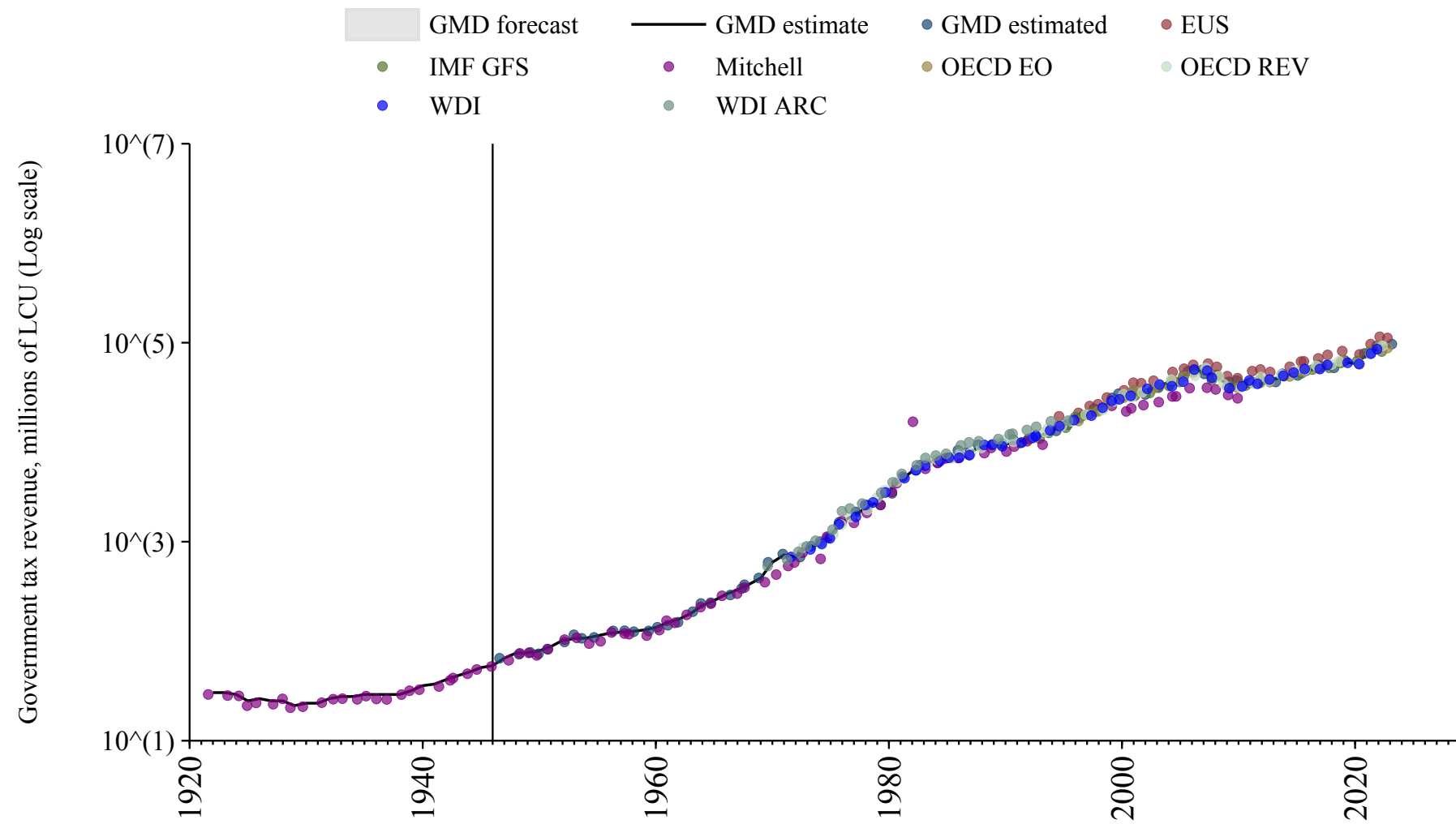
# Iraq

Source	Time span	Notes
<a href="#">Arab Monetary Fund (2024)</a>	2005 - 2021	Baseline source, overlaps with base year 2018.



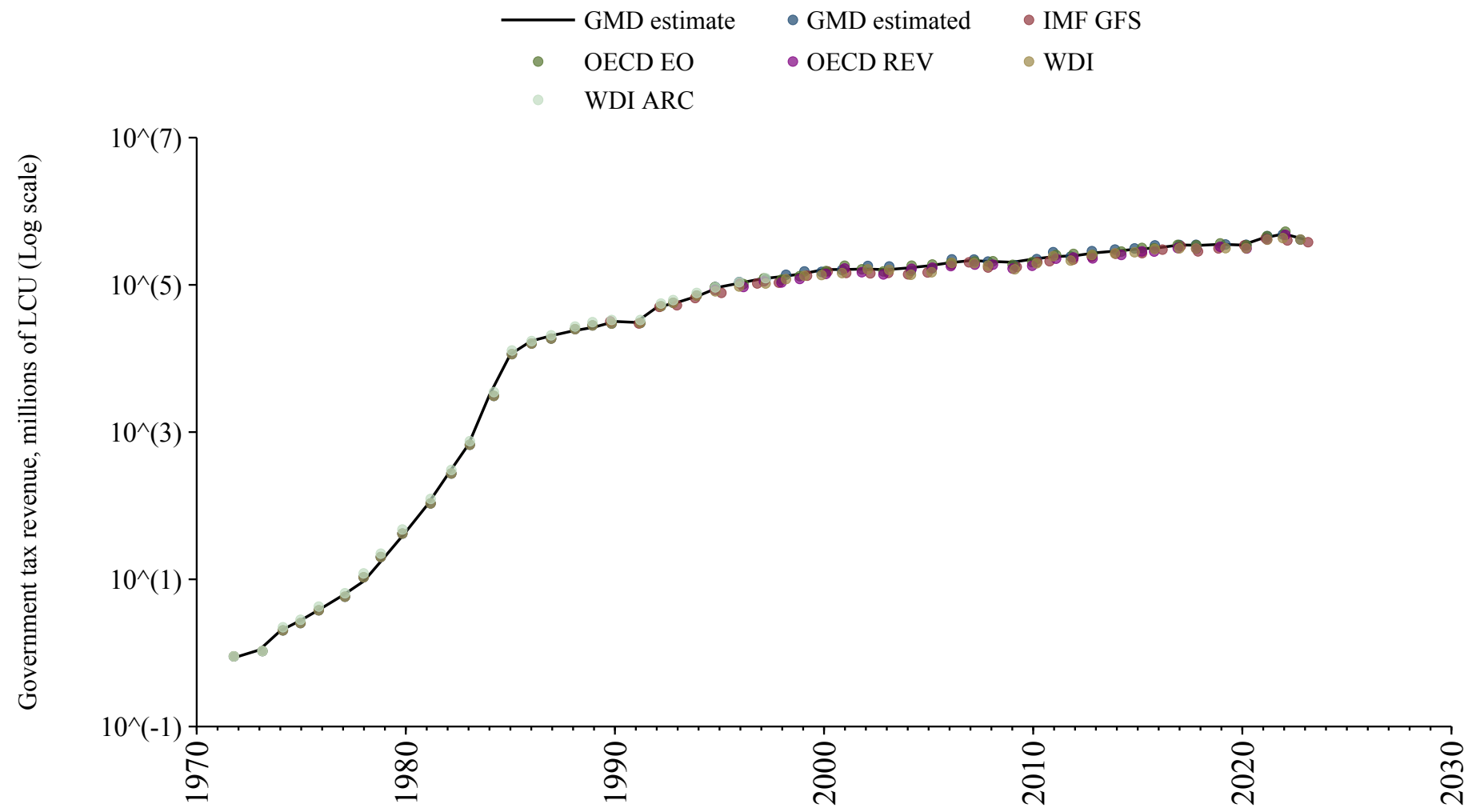
## Ireland

Source	Time span	Notes
<a href="#">Mitchell (2013)</a>	1922 - 1969	Spliced using overlapping data in 1970: (ratio = 104.3%).
<a href="#">World Bank (Archives) (1999)</a>	1970 - 1971	Spliced using overlapping data in 1972.
<a href="#">World Bank (2024)</a>	1972 - 1994	Spliced using overlapping data in 1995.
<a href="#">OECD Economic Outlook (2024)</a>	1995 - 2023	Baseline source, overlaps with base year 2018.



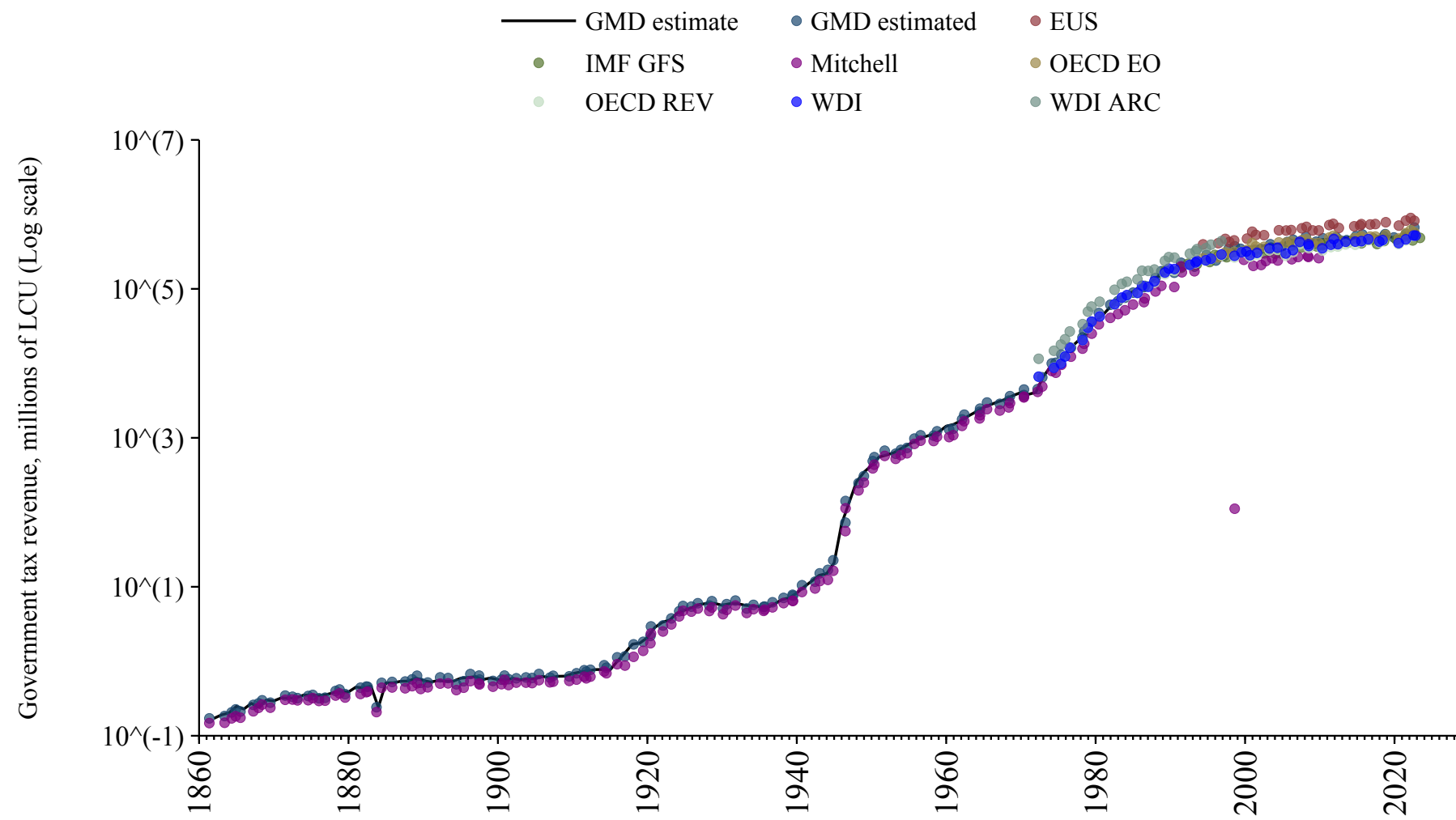
# Israel

Source	Time span	Notes
<a href="#">World Bank (2024)</a>	1972 - 1994	Spliced using overlapping data in 1995.
<a href="#">OECD Economic Outlook (2024)</a>	1995 - 2022	Baseline source, overlaps with base year 2018.
<a href="#">World Bank (2024)</a>	2023 - 2023	Spliced using overlapping data in 2024.



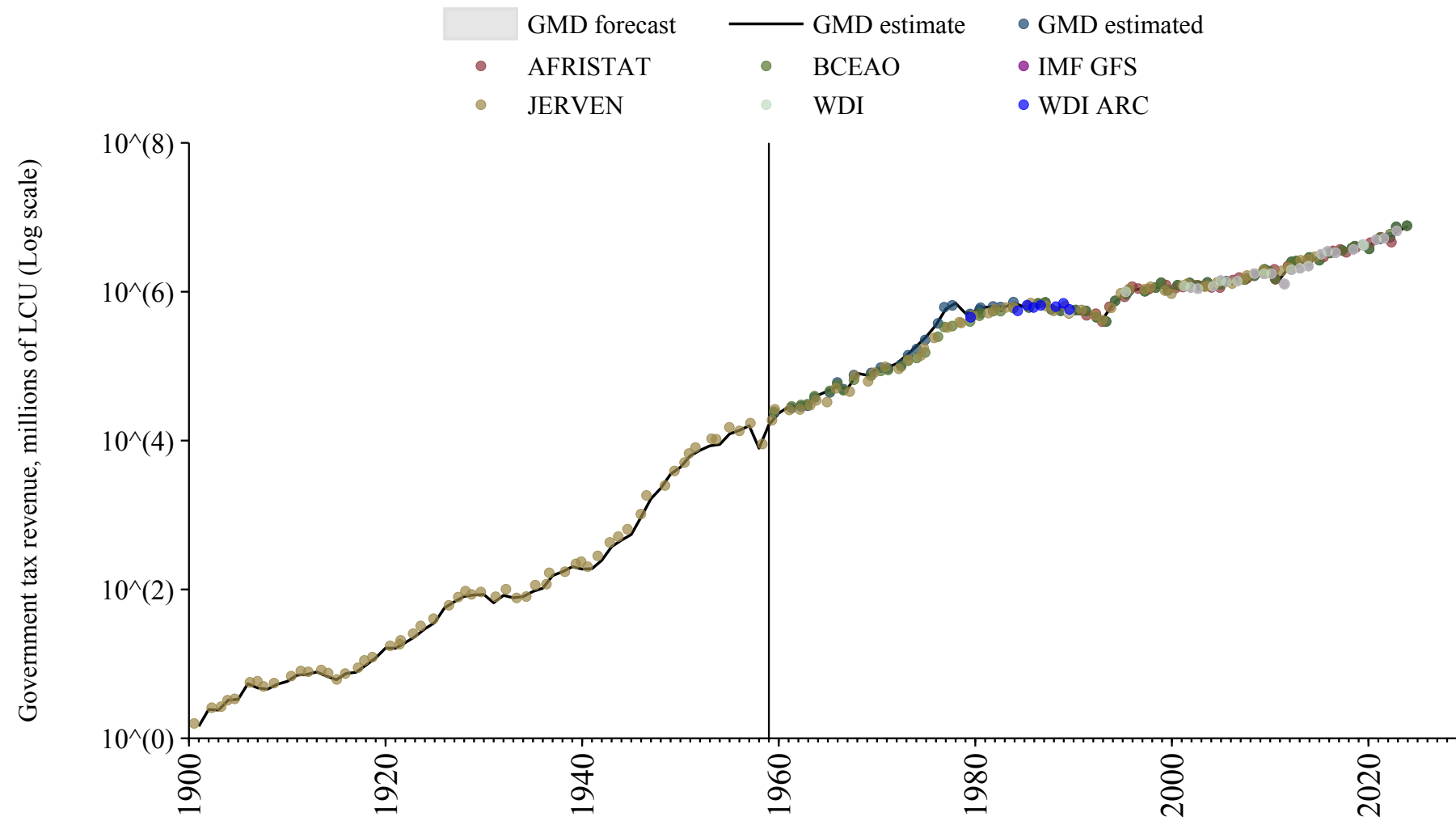
# Italy

Source	Time span	Notes
<a href="#">Mitchell (2013)</a>	1862 - 1972	Spliced using overlapping data in 1973.
<a href="#">World Bank (2024)</a>	1973 - 1994	Spliced using overlapping data in 1995.
<a href="#">OECD Economic Outlook (2024)</a>	1995 - 2023	Baseline source, overlaps with base year 2018.



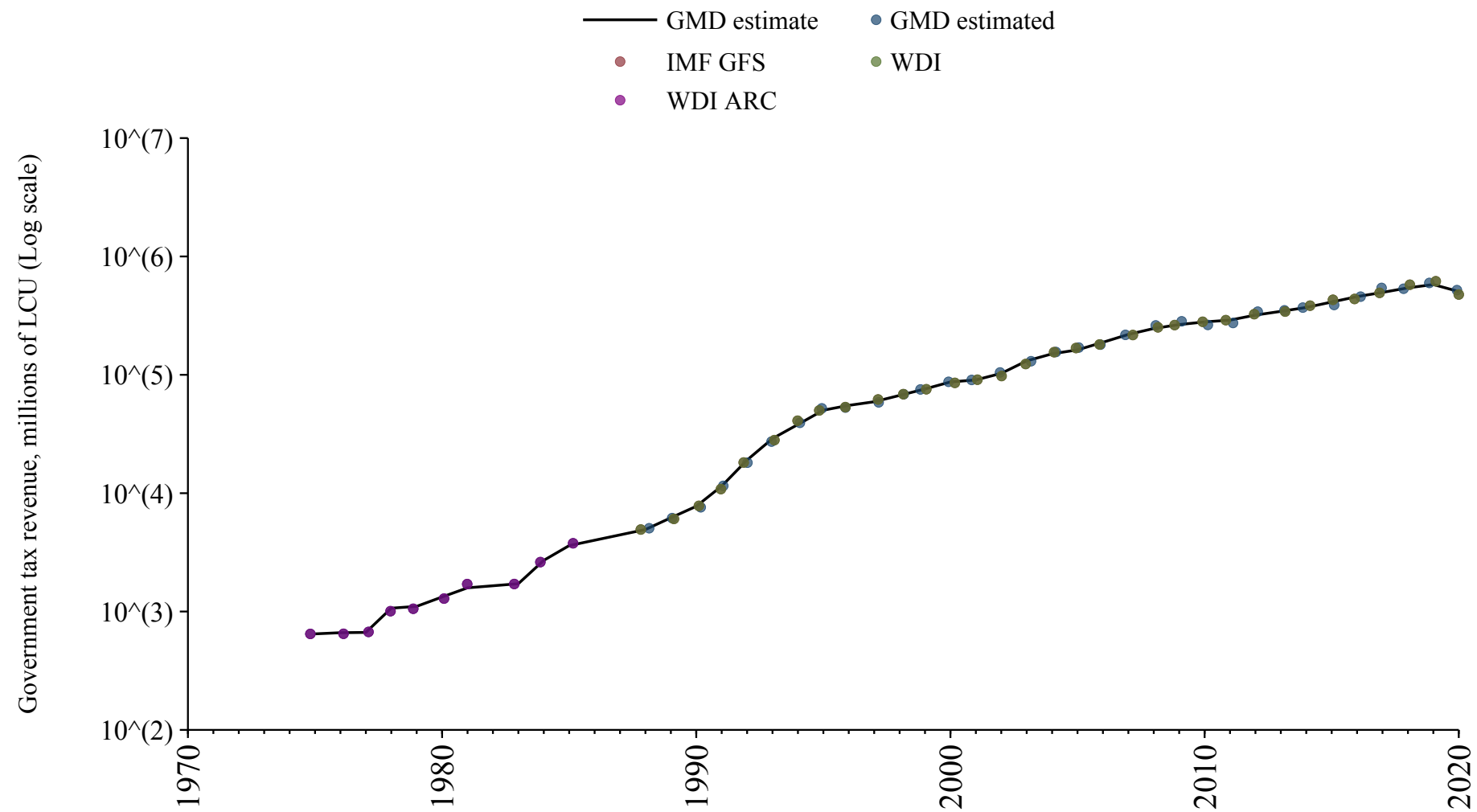
## Ivory Coast

Source	Time span	Notes
<a href="#">Albers et al. (2023)</a>	1901 - 1959	Spliced using overlapping data in 1960: (ratio = 91.3%).
<a href="#">Banque centrale des États de l'Afrique de l'Ouest (2024)</a>	1960 - 1989	Spliced using overlapping data in 1990.
<a href="#">African Union (2024)</a>	1990 - 2022	Baseline source, overlaps with base year 2018.
<a href="#">Banque centrale des États de l'Afrique de l'Ouest (2024)</a>	2023 - 2024	Spliced using overlapping data in 2025.



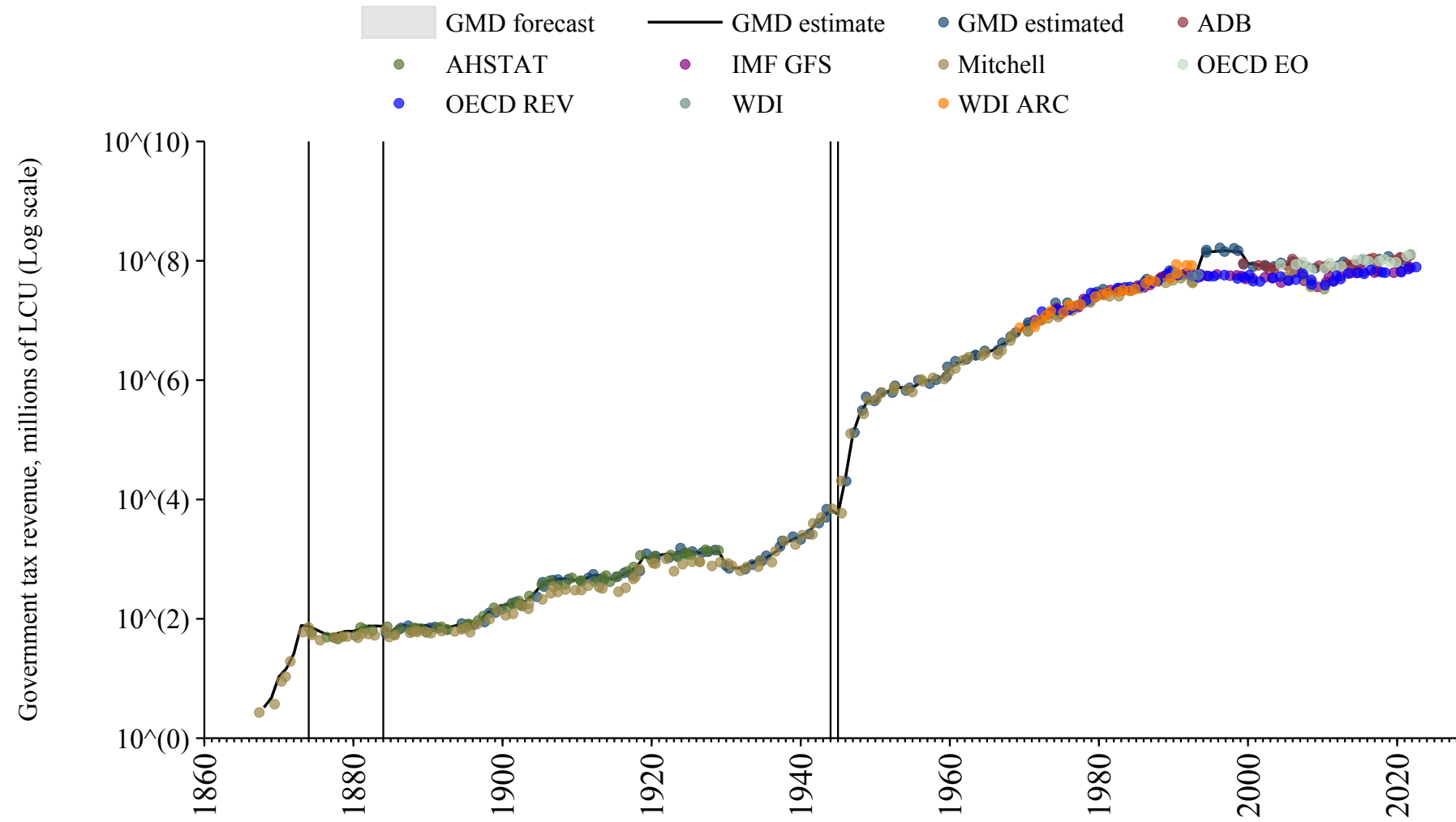
# Jamaica

Source	Time span	Notes
<a href="#">World Bank (Archives) (1999)</a>	1975 - 1985	Spliced using overlapping data in 1986.
<a href="#">World Bank (2024)</a>	1986 - 2020	Baseline source, overlaps with base year 2018.



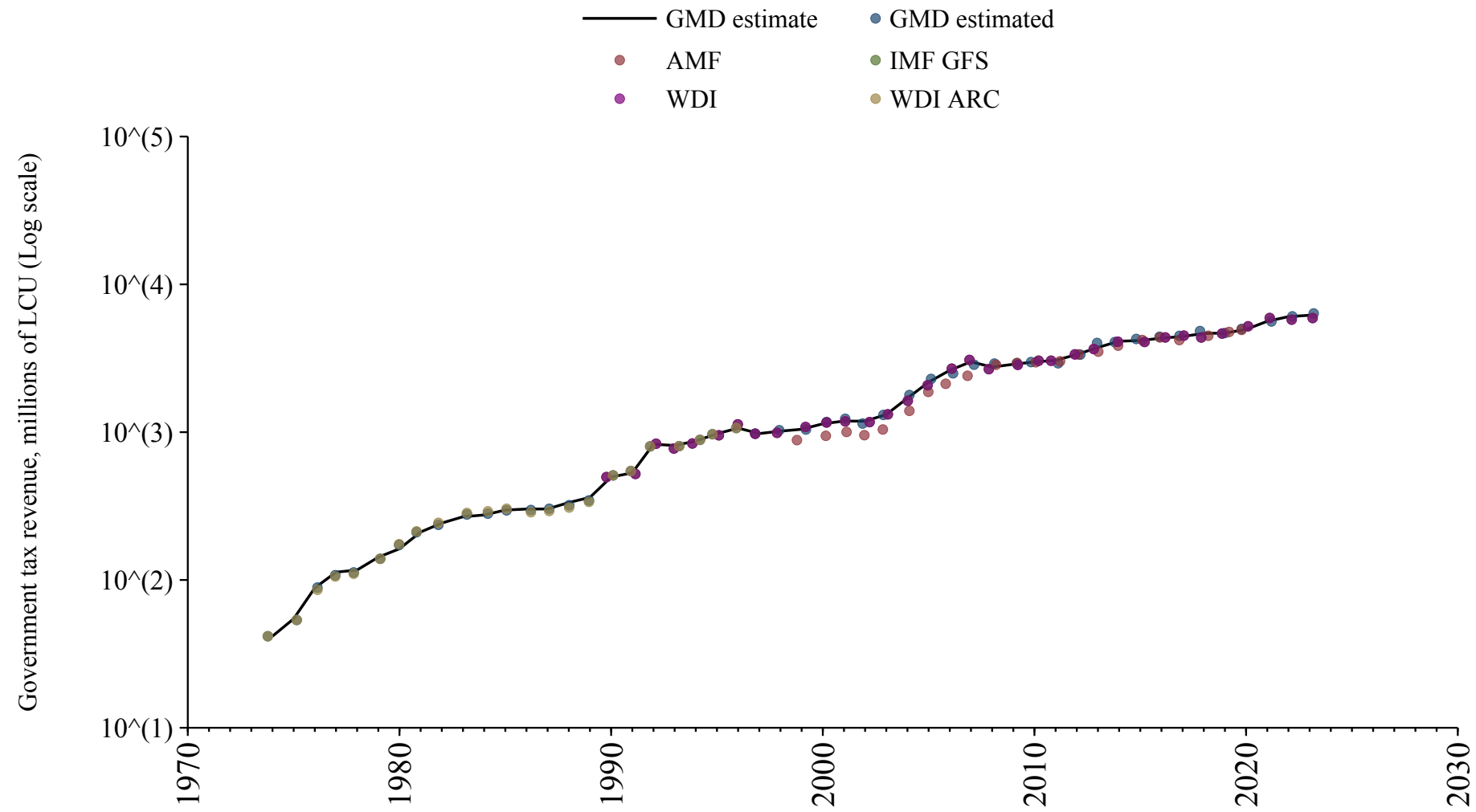
# Japan

Source	Time span	Notes
<a href="#">Mitchell (2013)</a>	1868 - 1874	Spliced using overlapping data in 1875: (ratio = 121.3%).
<a href="#">Institute of Economic Research, Hitotsubashi University (2008)</a>	1875 - 1929	Spliced using overlapping data in 1930: (ratio = 103%).
<a href="#">Mitchell (2013)</a>	1930 - 1969	Spliced using overlapping data in 1970: (ratio = 103%).
<a href="#">World Bank (Archives) (1999)</a>	1970 - 1990	Spliced using overlapping data in 1991.
<a href="#">World Bank (2024)</a>	1991 - 1993	Spliced using overlapping data in 1994.
<a href="#">Cox and Dincecco (2021)</a>	1994 - 1999	Spliced using overlapping data in 2000.
<a href="#">Asian Development Bank (2024)</a>	2000 - 2004	Spliced using overlapping data in 2005.
<a href="#">OECD Economic Outlook (2024)</a>	2005 - 2022	Baseline source, overlaps with base year 2018.



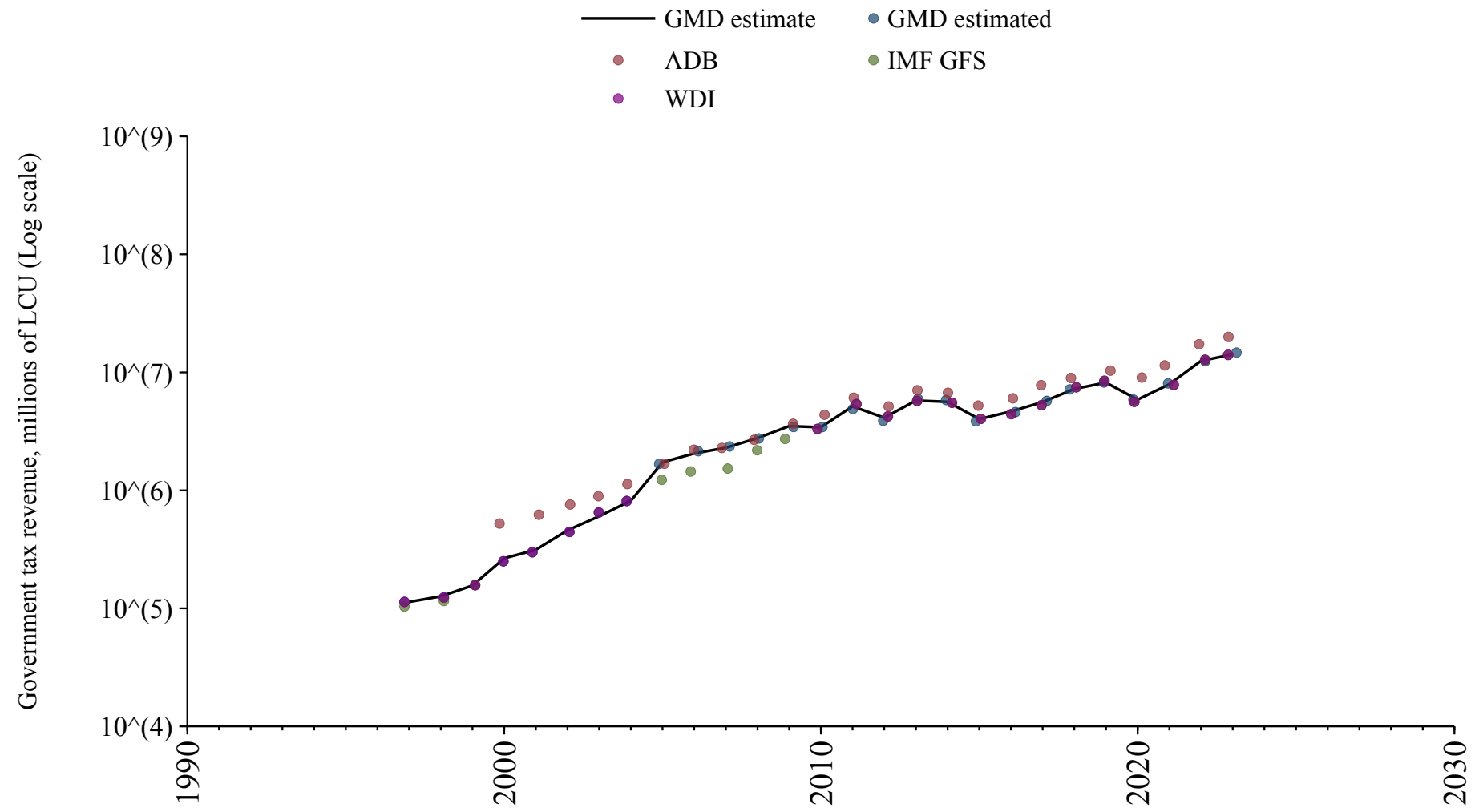
## Jordan

Source	Time span	Notes
<a href="#">World Bank (Archives) (1999)</a>	1974 - 1989	Spliced using overlapping data in 1990.
<a href="#">World Bank (2024)</a>	1990 - 2012	Spliced using overlapping data in 2013.
<a href="#">Arab Monetary Fund (2024)</a>	2013 - 2020	Baseline source, overlaps with base year 2018.
<a href="#">World Bank (2024)</a>	2021 - 2023	Spliced using overlapping data in 2024.



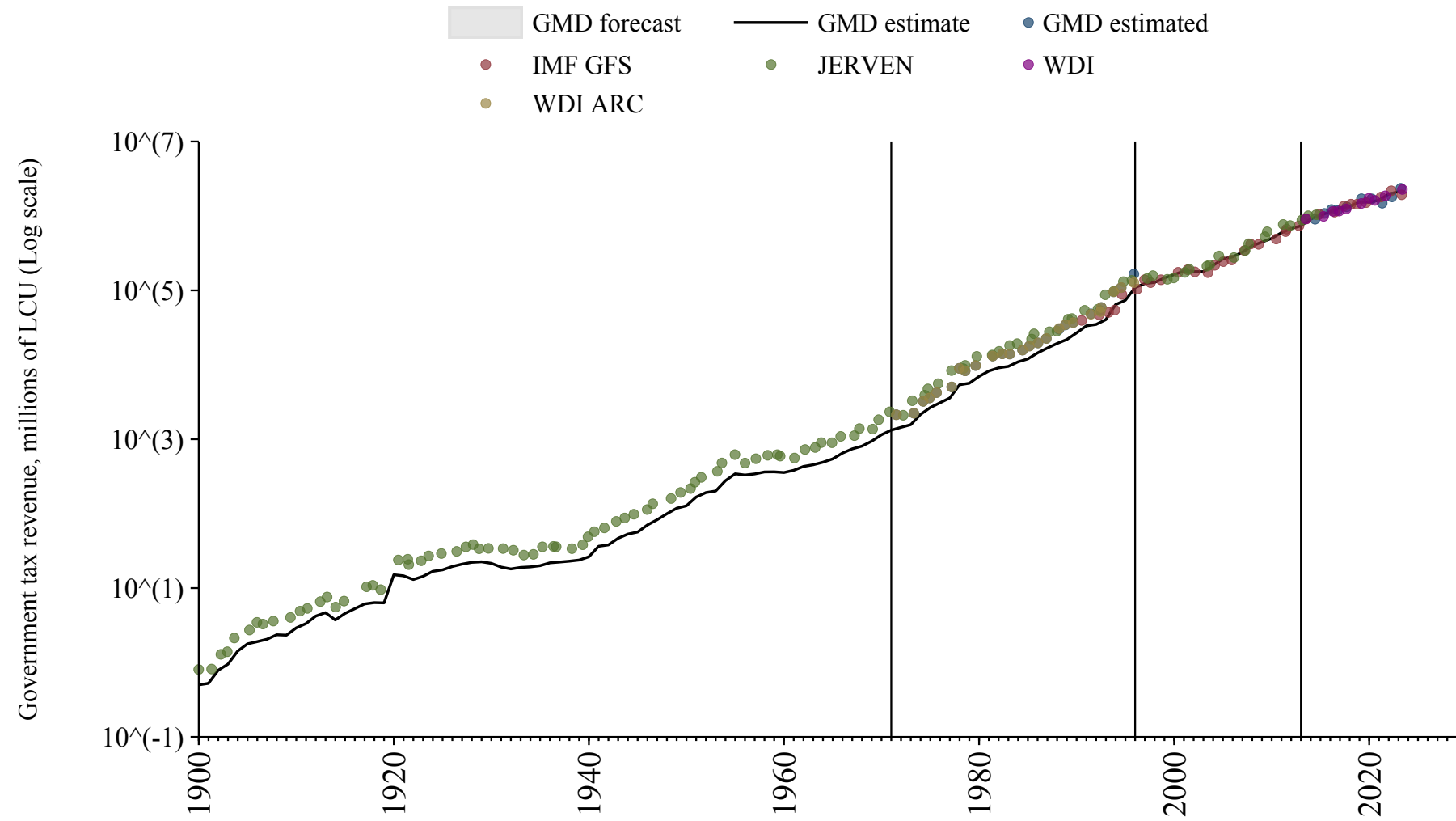
## Kazakhstan

Source	Time span	Notes
<a href="#">World Bank (2024)</a>	1997 - 2004	Spliced using overlapping data in 2005.
<a href="#">Asian Development Bank (2024)</a>	2005 - 2009	Spliced using overlapping data in 2010.
<a href="#">World Bank (2024)</a>	2010 - 2023	Baseline source, overlaps with base year 2018.



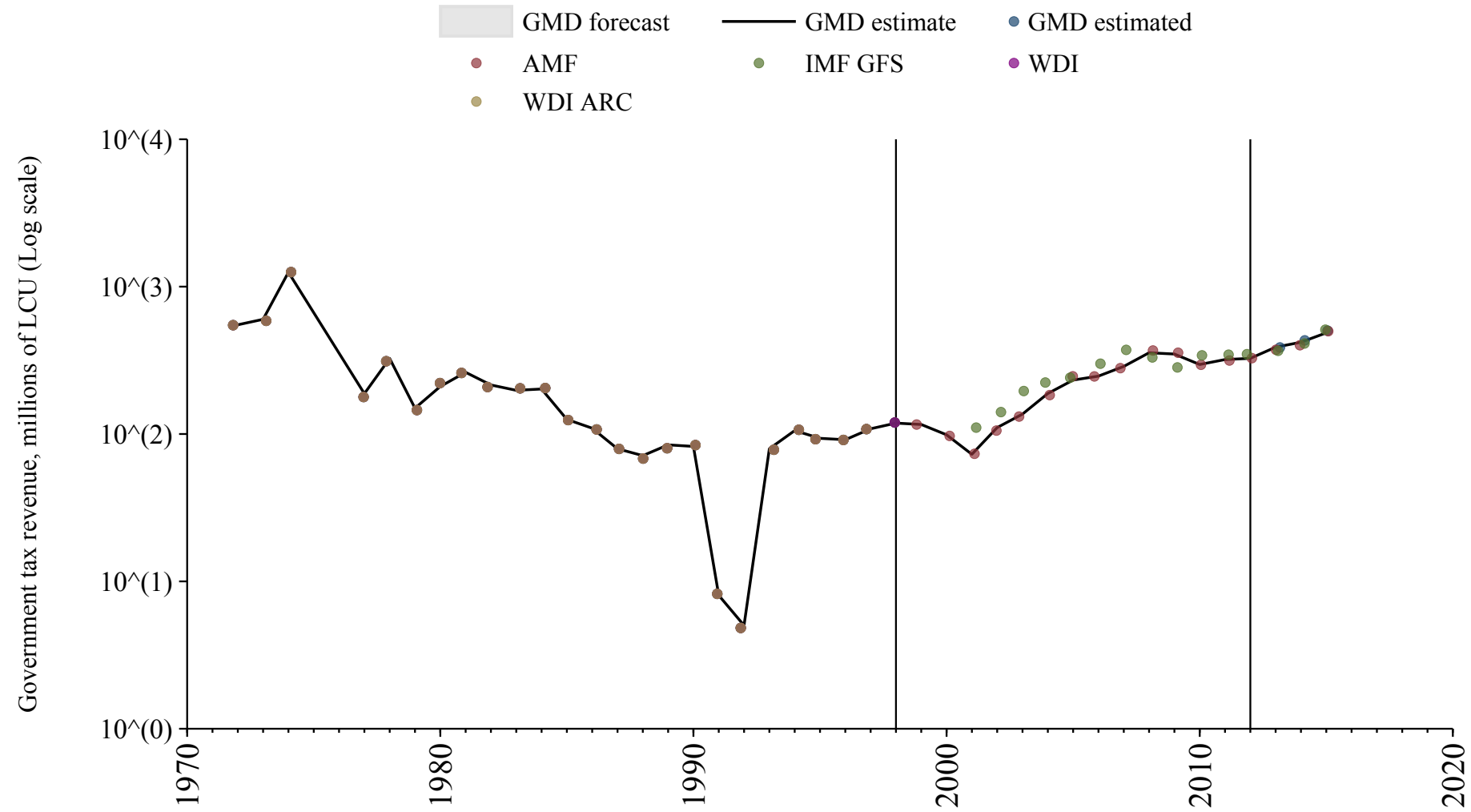
# Kenya

Source	Time span	Notes
<a href="#">Albers et al. (2023)</a>	1900 - 1971	Spliced using overlapping data in 1972: (ratio = 62%).
<a href="#">World Bank (Archives) (1999)</a>	1972 - 1996	Spliced using overlapping data in 1997: (ratio = 67.6%).
<a href="#">International Monetary Fund (2024)</a>	1997 - 2013	Spliced using overlapping data in 2014.
<a href="#">World Bank (2024)</a>	2014 - 2023	Baseline source, overlaps with base year 2018.



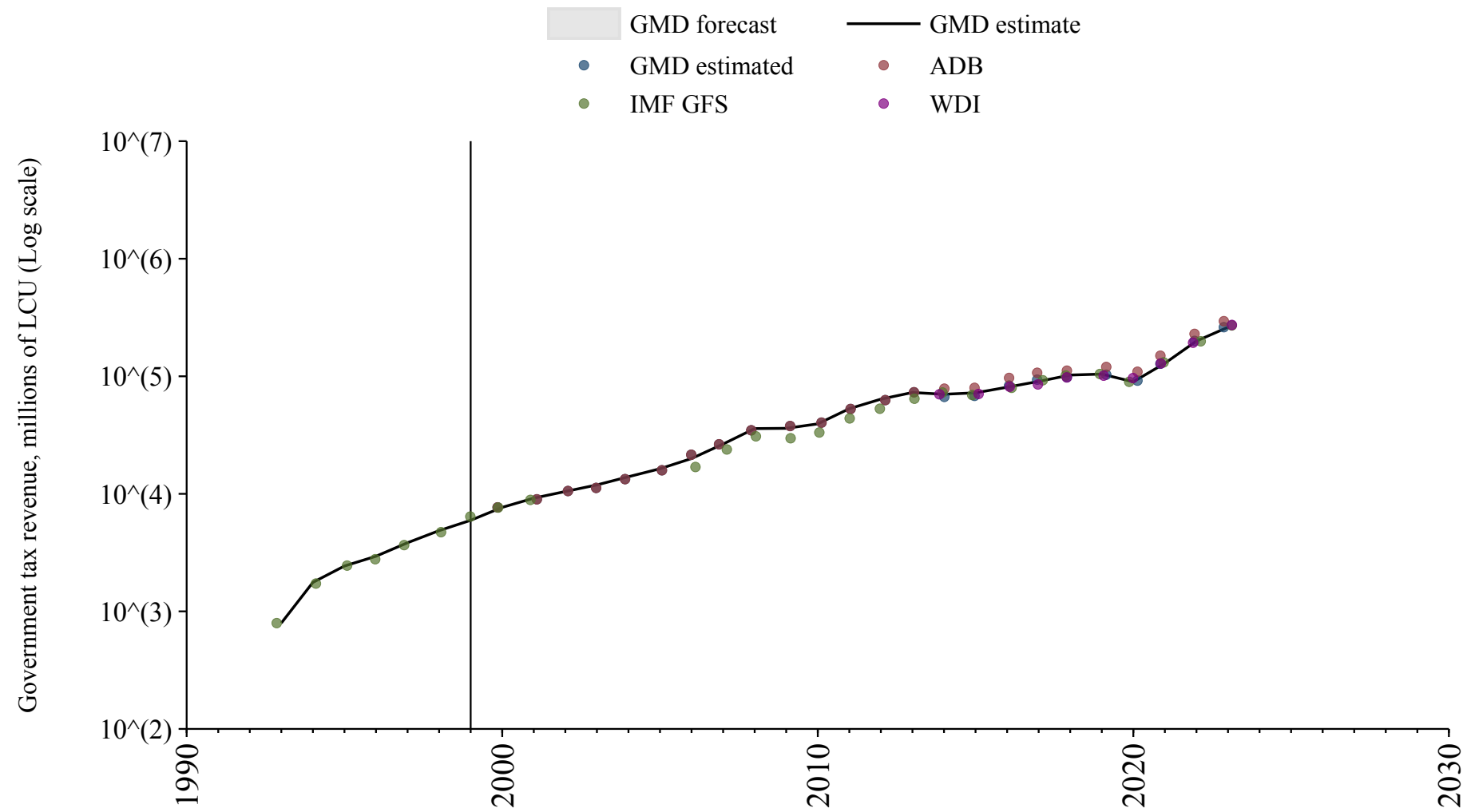
# Kuwait

Source	Time span	Notes
<a href="#">World Bank (2024)</a>	1972 - 1998	Spliced using overlapping data in 1999: (ratio = 100.5%).
<a href="#">Arab Monetary Fund (2024)</a>	1999 - 2015	Spliced using overlapping data in 2016.



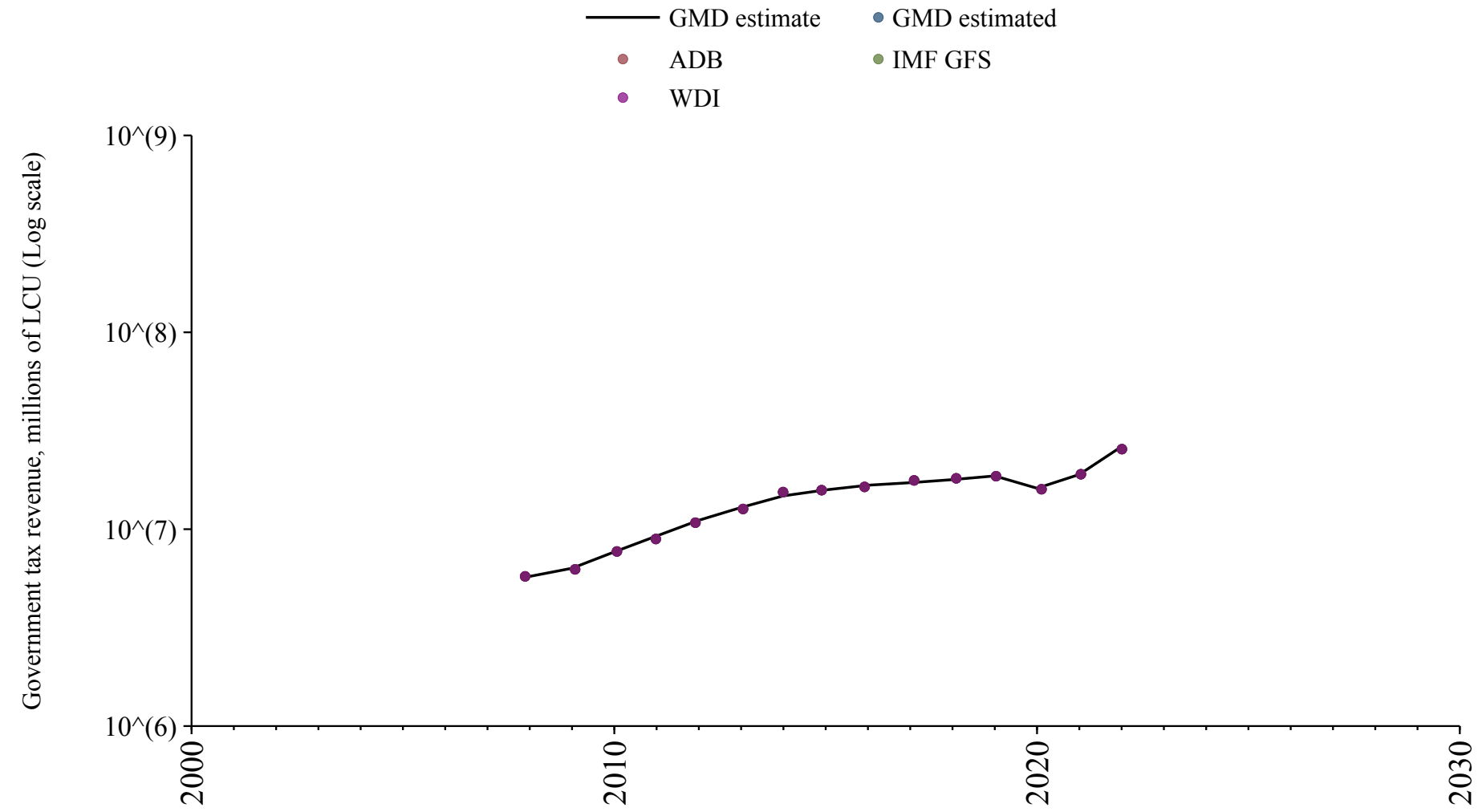
# Kyrgyzstan

Source	Time span	Notes
<a href="#">International Monetary Fund (2024)</a>	1993 - 1999	Spliced using overlapping data in 2000.
<a href="#">Asian Development Bank (2024)</a>	2000 - 2013	Spliced using overlapping data in 2014.
<a href="#">World Bank (2024)</a>	2014 - 2023	Baseline source, overlaps with base year 2018.



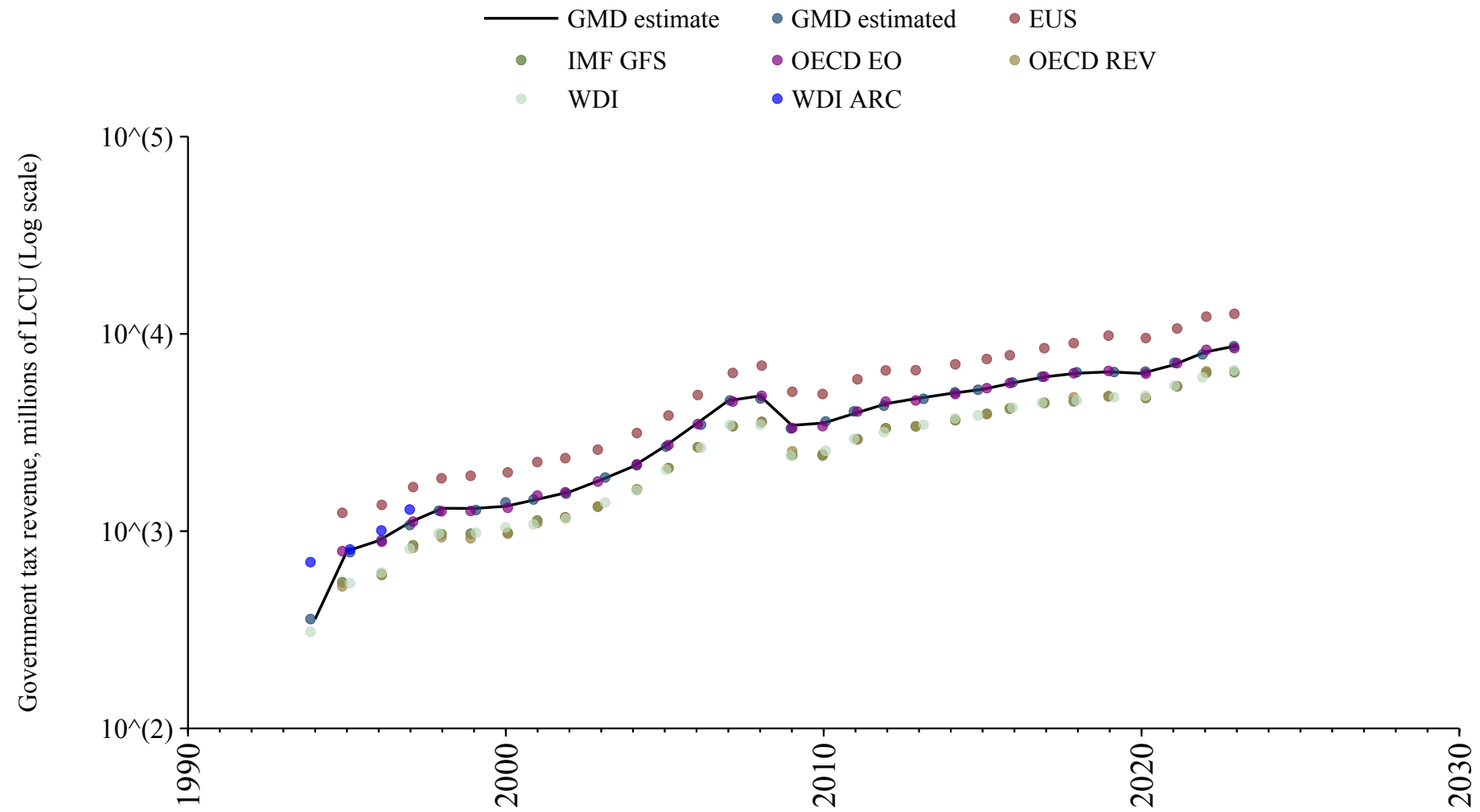
## Laos

Source	Time span	Notes
<a href="#">World Bank (2024)</a>	2008 - 2022	Baseline source, overlaps with base year 2018.



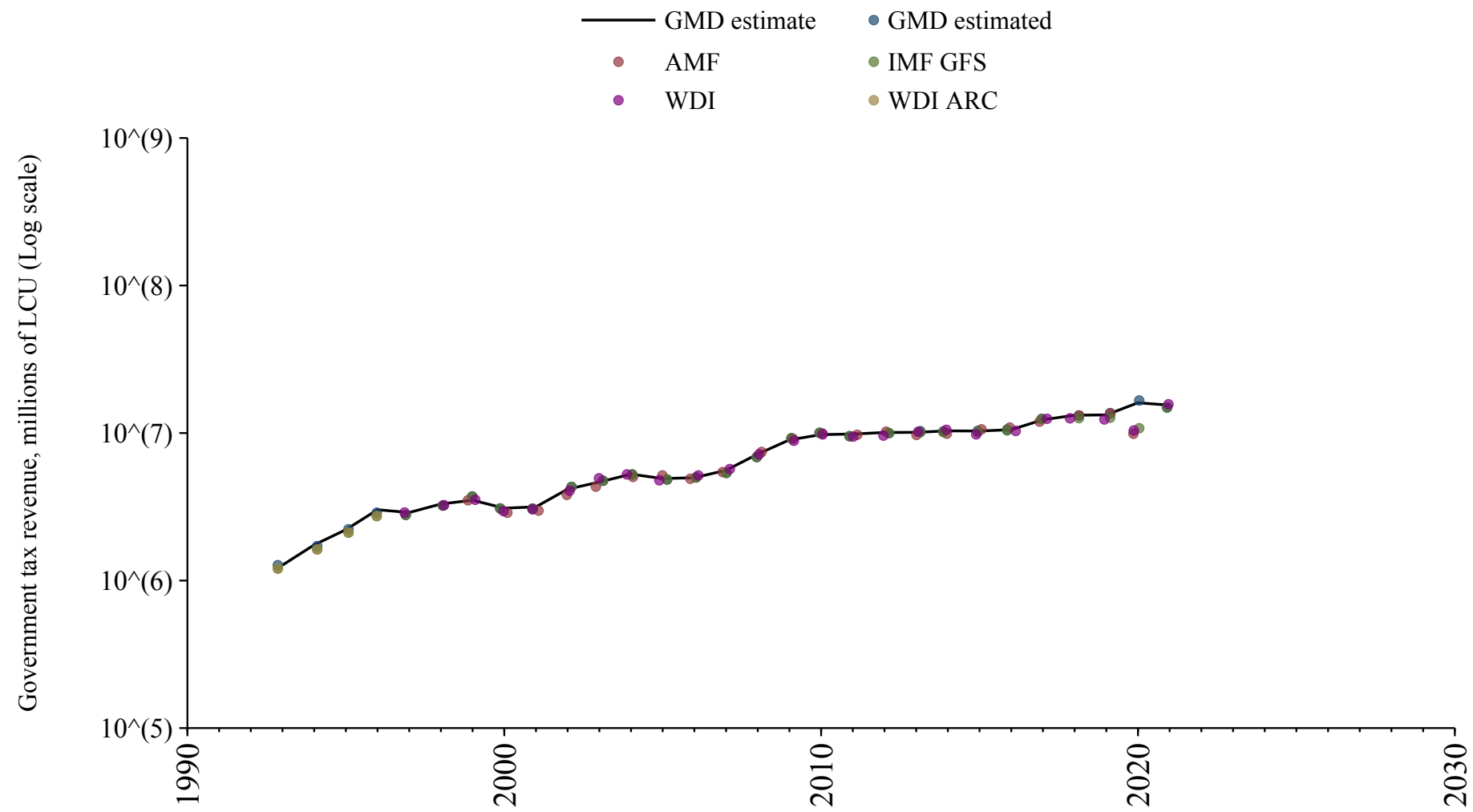
# Latvia

Source	Time span	Notes
<a href="#">World Bank (2024)</a>	1994 - 1994	Spliced using overlapping data in 1995.
<a href="#">OECD Economic Outlook (2024)</a>	1995 - 2023	Baseline source, overlaps with base year 2018.



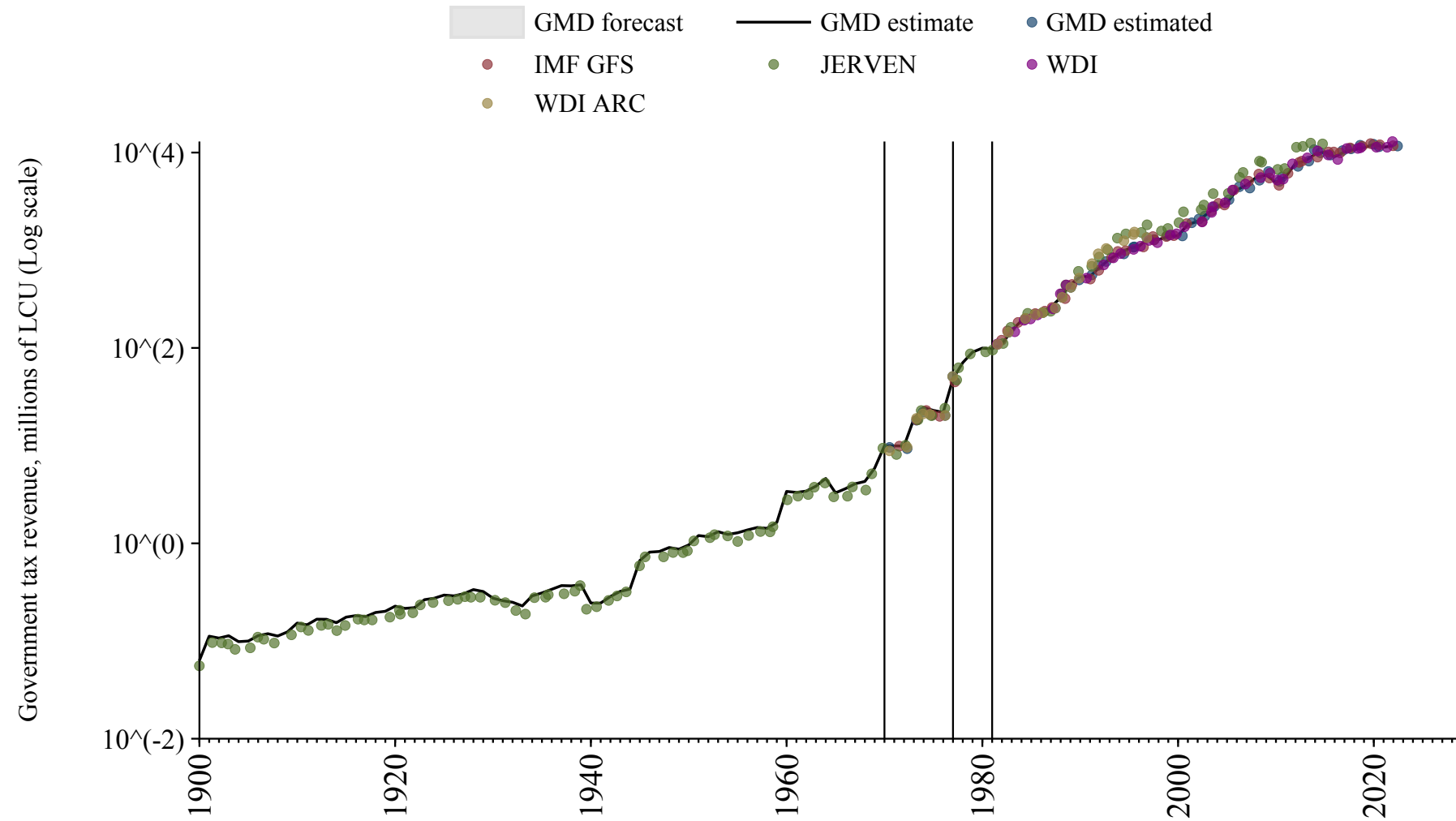
## Lebanon

Source	Time span	Notes
<a href="#">World Bank (Archives) (1999)</a>	1993 - 1996	Spliced using overlapping data in 1997.
<a href="#">World Bank (2024)</a>	1997 - 2012	Spliced using overlapping data in 2013.
<a href="#">Arab Monetary Fund (2024)</a>	2013 - 2020	Baseline source, overlaps with base year 2018.
<a href="#">World Bank (2024)</a>	2021 - 2021	Spliced using overlapping data in 2022.



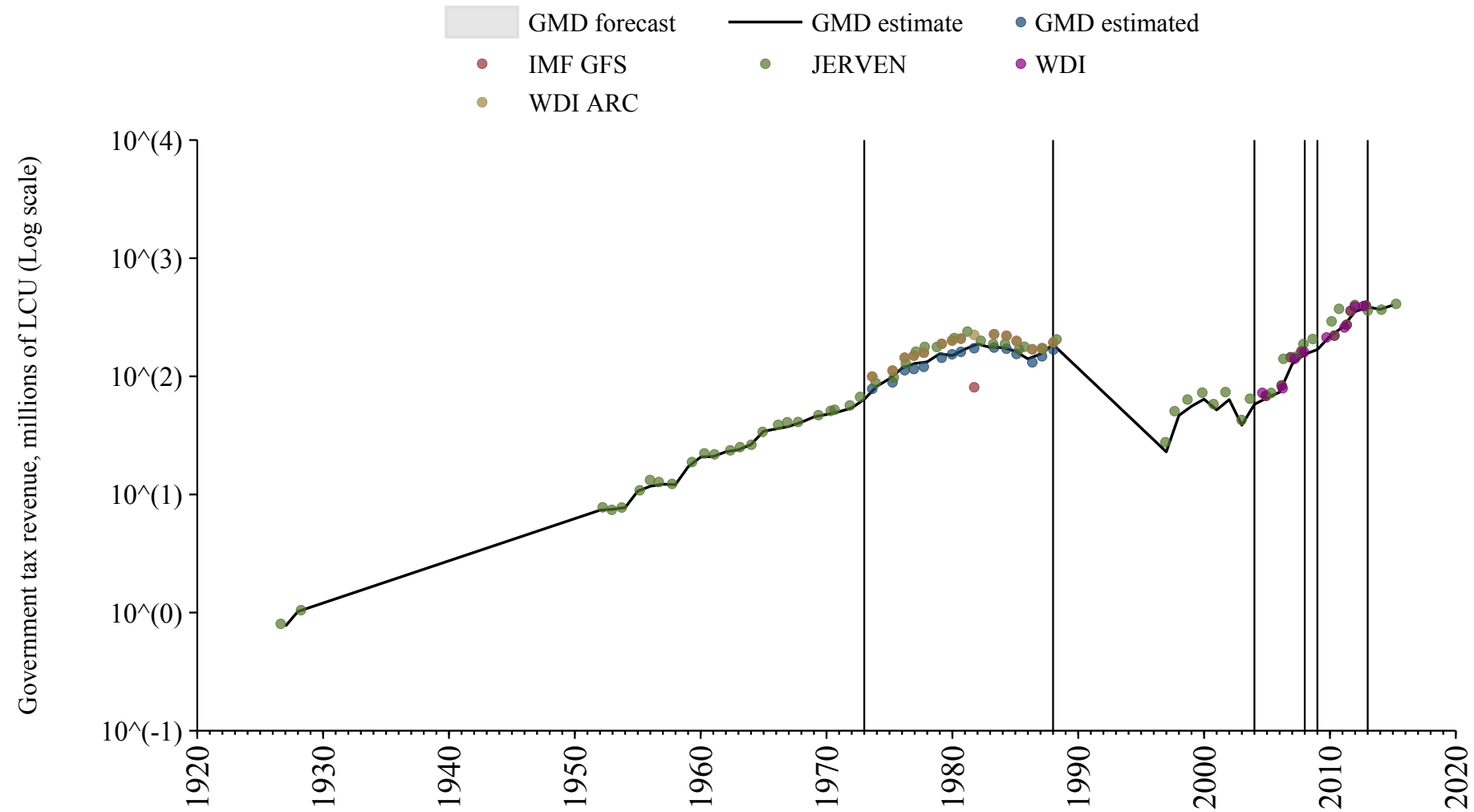
## Lesotho

Source	Time span	Notes
<a href="#">Albers et al. (2023)</a>	1900 - 1970	Spliced using overlapping data in 1971: (ratio = 113.2%).
<a href="#">World Bank (Archives) (1999)</a>	1971 - 1977	Spliced using overlapping data in 1978: (ratio = 103.6%).
<a href="#">Albers et al. (2023)</a>	1978 - 1981	Spliced using overlapping data in 1982: (ratio = 107.8%).
<a href="#">World Bank (2024)</a>	1982 - 1989	Spliced using overlapping data in 1990.
<a href="#">World Bank (Archives) (1999)</a>	1990 - 1990	Spliced using overlapping data in 1991.
<a href="#">World Bank (2024)</a>	1991 - 2022	Baseline source, overlaps with base year 2018.



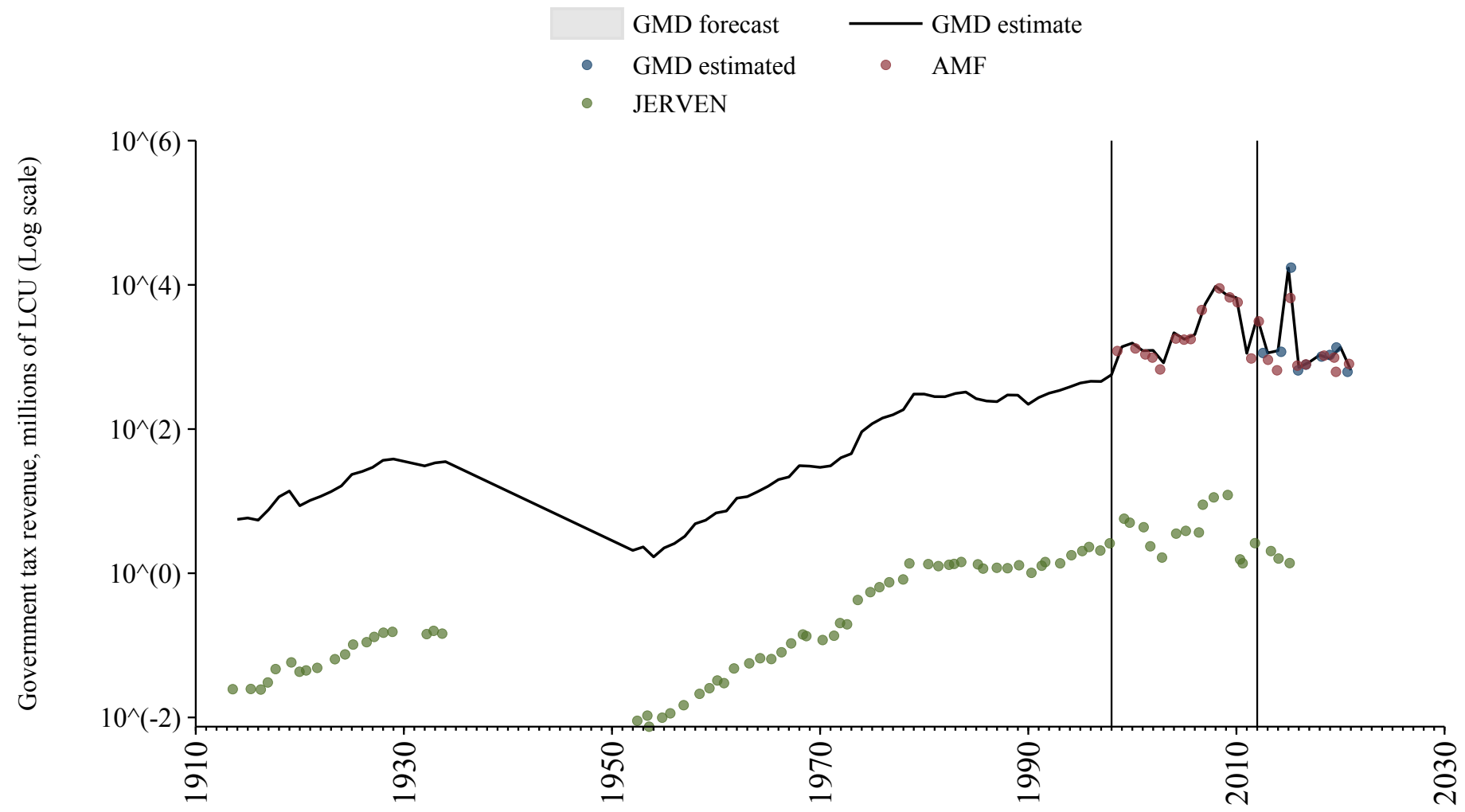
# Liberia

Source	Time span	Notes
<a href="#">Albers et al. (2023)</a>	1927 - 1973	Spliced using overlapping data in 1974: (ratio = 95.4%).
<a href="#">World Bank (Archives) (1999)</a>	1974 - 1988	Spliced using overlapping data in 1989: (ratio = 105%).
<a href="#">Albers et al. (2023)</a>	1989 - 2004	Spliced using overlapping data in 2005: (ratio = 90.4%).
<a href="#">World Bank (2024)</a>	2005 - 2008	Spliced using overlapping data in 2009: (ratio = 90.7%).
<a href="#">Albers et al. (2023)</a>	2009 - 2009	Spliced using overlapping data in 2010: (ratio = 81%).
<a href="#">World Bank (2024)</a>	2010 - 2013	Spliced using overlapping data in 2014: (ratio = 97.5%).
<a href="#">Albers et al. (2023)</a>	2014 - 2015	Spliced using overlapping data in 2016.



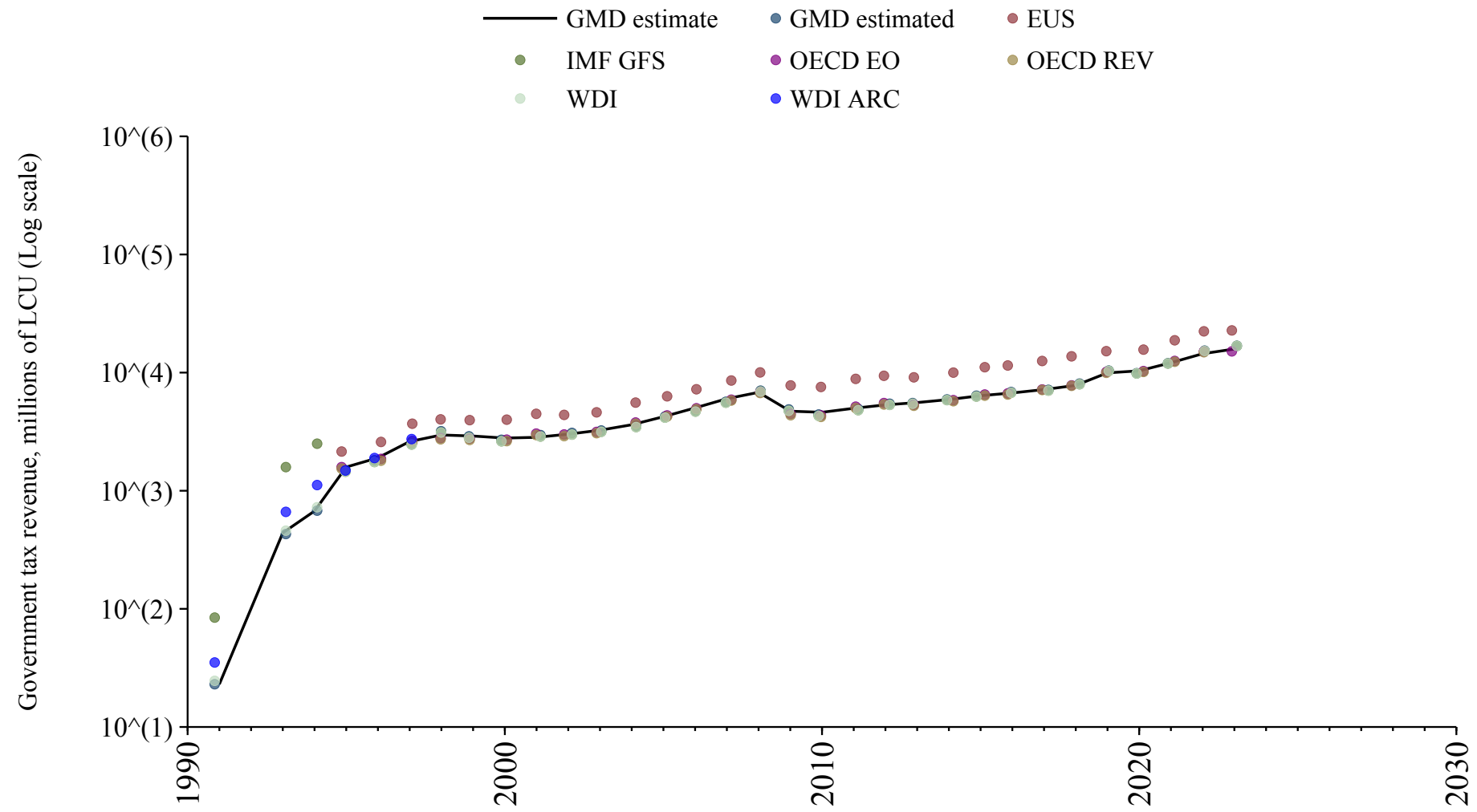
# Libya

Source	Time span	Notes
<a href="#">Albers et al. (2023)</a>	1914 - 1998	Spliced using overlapping data in 1999: (ratio = 22661%).
<a href="#">Arab Monetary Fund (2024)</a>	1999 - 2021	Baseline source, overlaps with base year 2018.



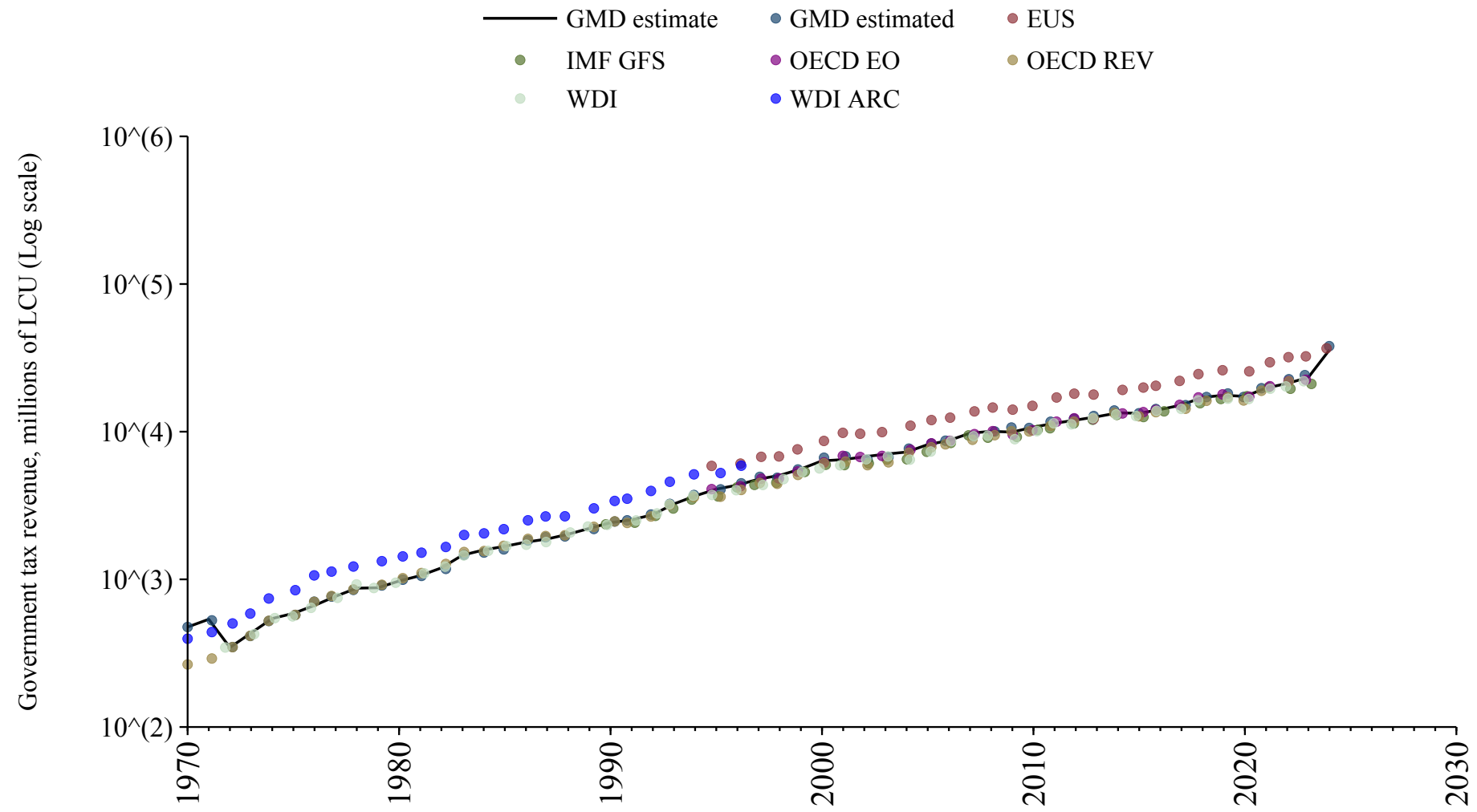
# Lithuania

Source	Time span	Notes
<a href="#">World Bank (2024)</a>	1991 - 1994	Spliced using overlapping data in 1995.
<a href="#">OECD Economic Outlook (2024)</a>	1995 - 2023	Baseline source, overlaps with base year 2018.



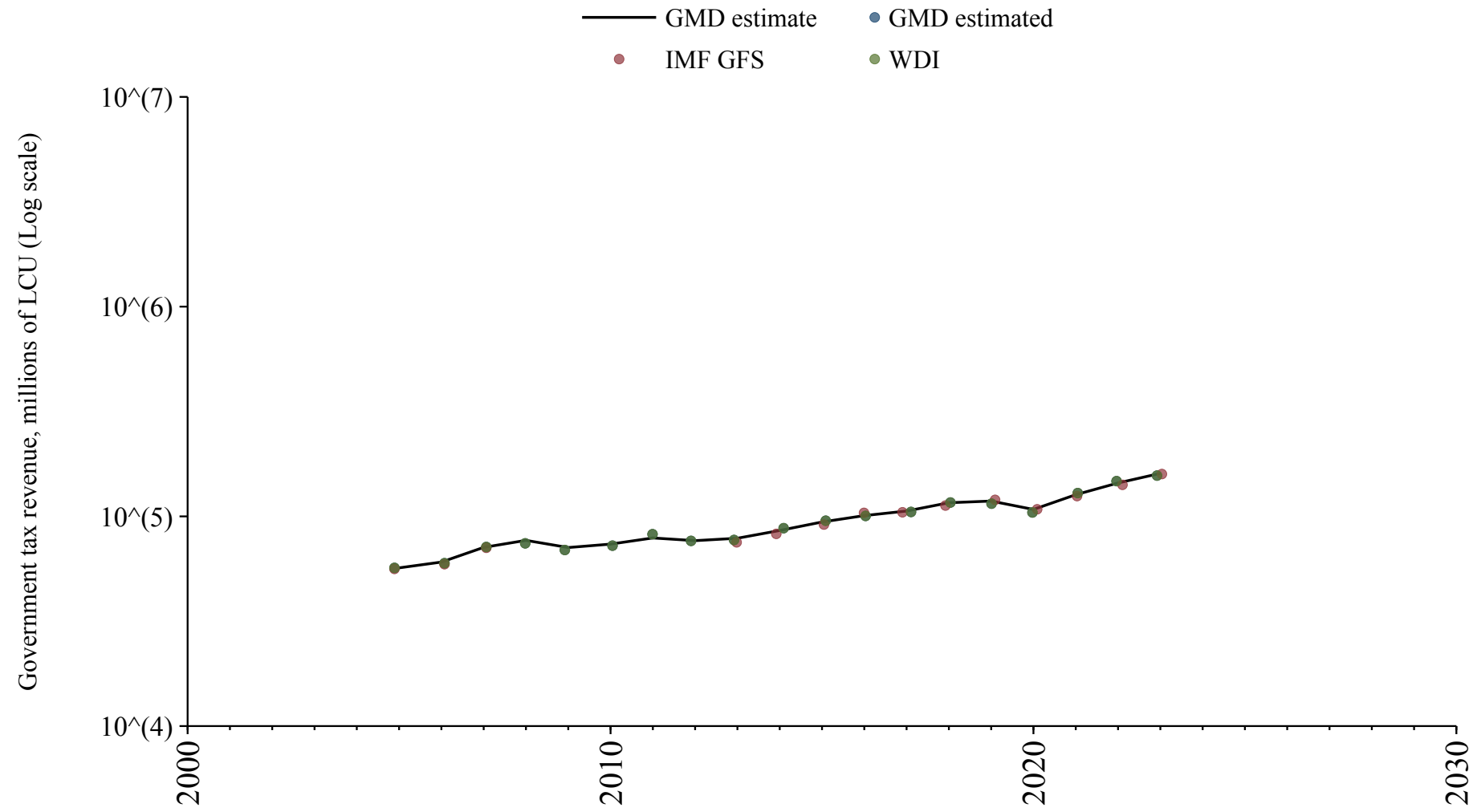
# Luxembourg

Source	Time span	Notes
<a href="#">World Bank (Archives) (1999)</a>	1970 - 1971	Spliced using overlapping data in 1972.
<a href="#">World Bank (2024)</a>	1972 - 1994	Spliced using overlapping data in 1995.
<a href="#">OECD Economic Outlook (2024)</a>	1995 - 2023	Baseline source, overlaps with base year 2018.
<a href="#">Commission (2024)</a>	2024 - 2024	Spliced using overlapping data in 2025.



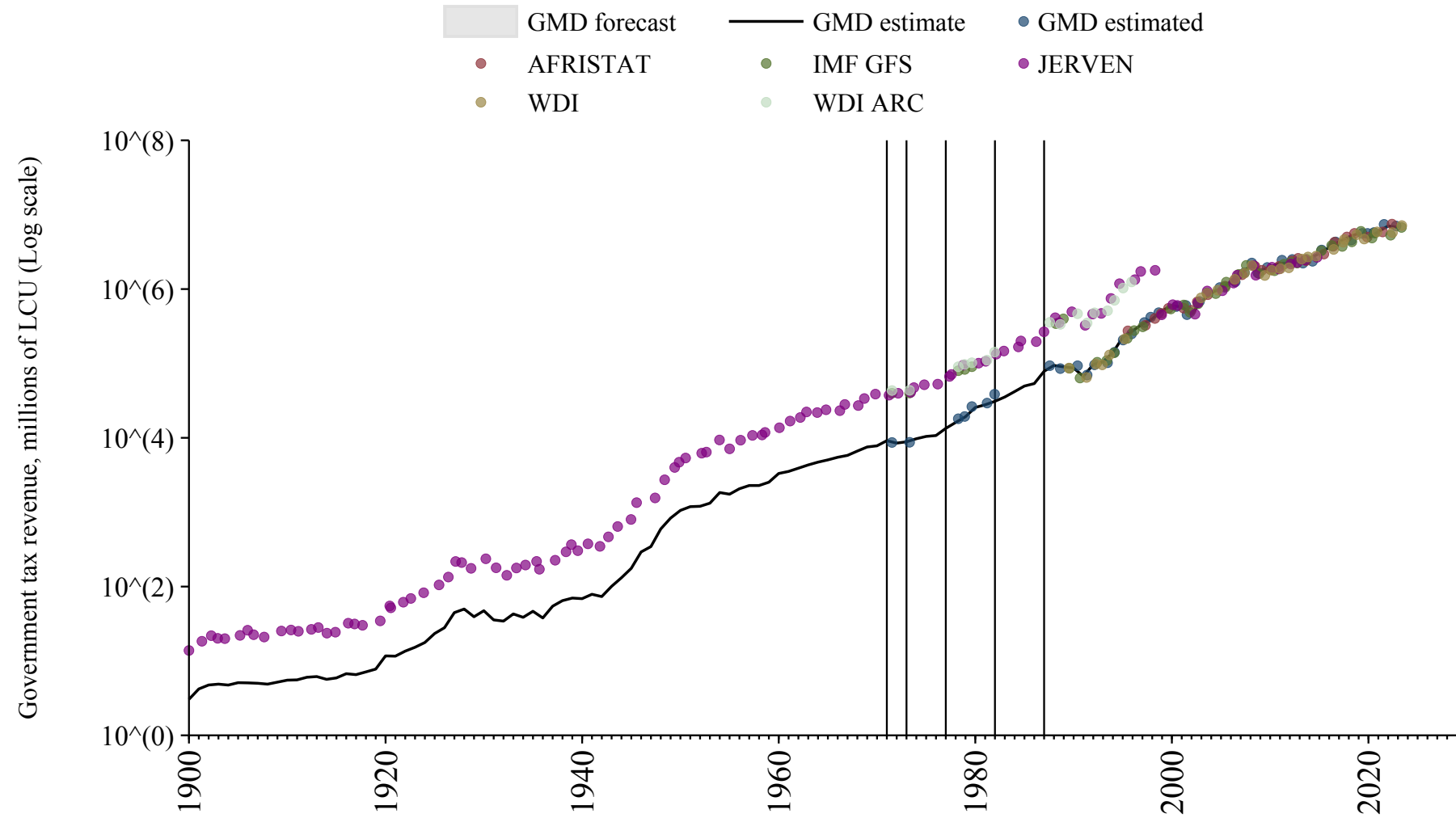
## Macedonia

Source	Time span	Notes
<a href="#">World Bank (2024)</a>	2005 - 2023	Baseline source, overlaps with base year 2018.



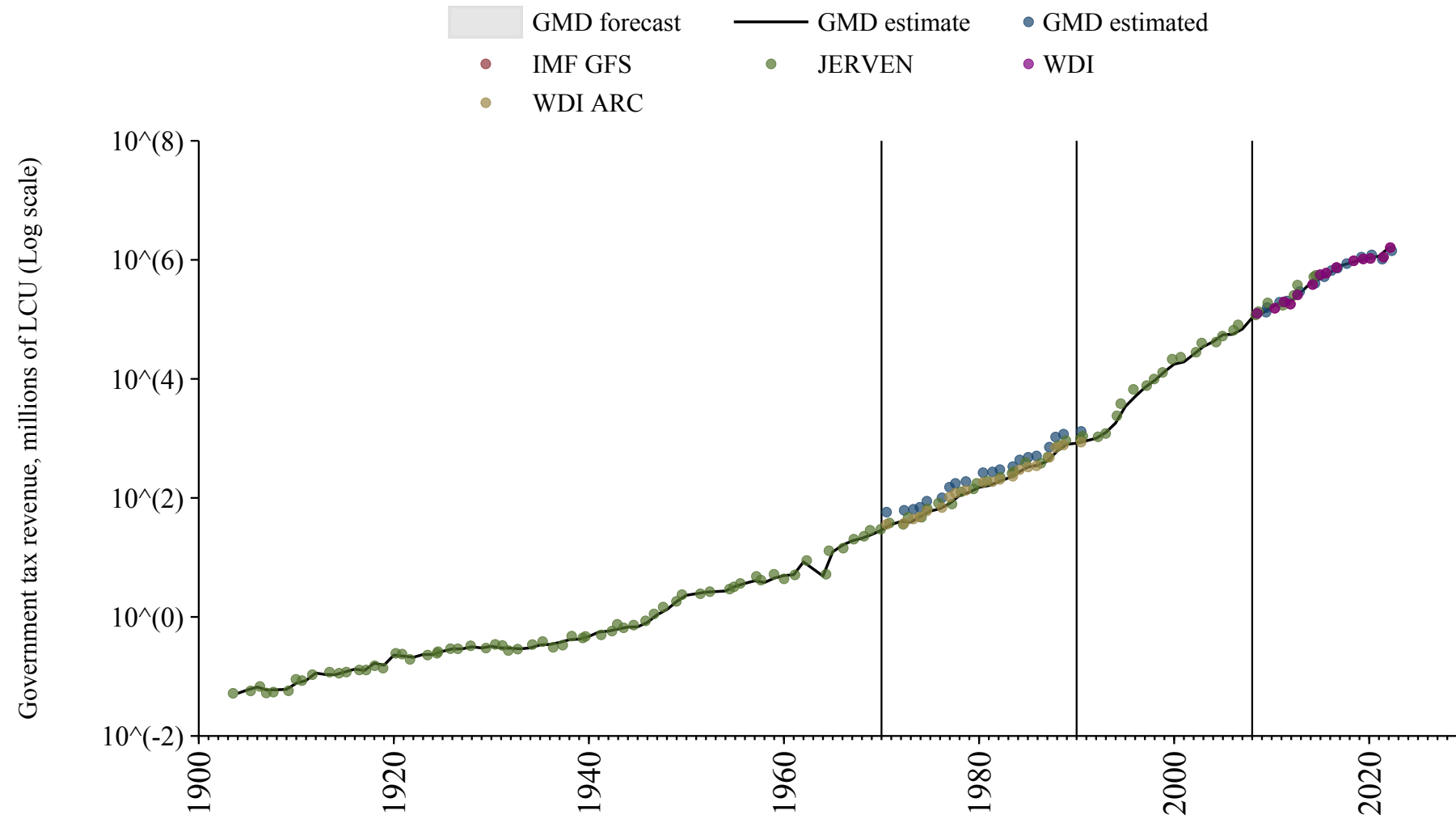
# Madagascar

Source	Time span	Notes
<a href="#">Albers et al. (2023)</a>	1900 - 1971	Spliced using overlapping data in 1972: (ratio = 22%).
<a href="#">World Bank (Archives) (1999)</a>	1972 - 1973	Spliced using overlapping data in 1974: (ratio = 98%).
<a href="#">Albers et al. (2023)</a>	1974 - 1977	Spliced using overlapping data in 1978: (ratio = 21.4%).
<a href="#">World Bank (Archives) (1999)</a>	1978 - 1982	Spliced using overlapping data in 1983: (ratio = 90.3%).
<a href="#">Albers et al. (2023)</a>	1983 - 1987	Spliced using overlapping data in 1988: (ratio = 26.1%).
<a href="#">World Bank (Archives) (1999)</a>	1988 - 1989	Spliced using overlapping data in 1990.
<a href="#">World Bank (2024)</a>	1990 - 1995	Spliced using overlapping data in 1996.
<a href="#">African Union (2024)</a>	1996 - 2022	Baseline source, overlaps with base year 2018.
<a href="#">World Bank (2024)</a>	2023 - 2023	Spliced using overlapping data in 2024.



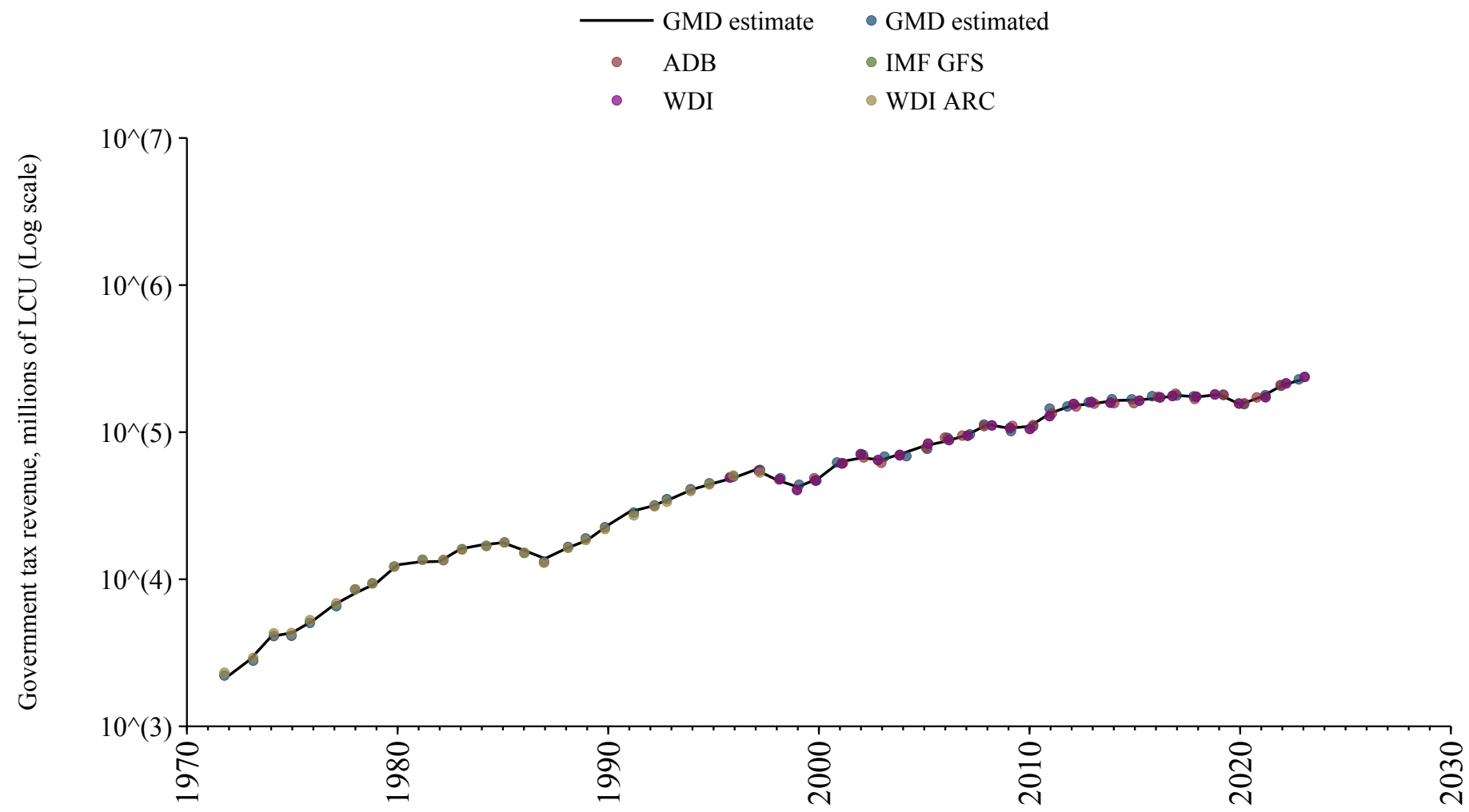
# Malawi

Source	Time span	Notes
<a href="#">Albers et al. (2023)</a>	1904 - 1970	Spliced using overlapping data in 1971: (ratio = 99.5%).
<a href="#">World Bank (Archives) (1999)</a>	1971 - 1990	Spliced using overlapping data in 1991: (ratio = 62%).
<a href="#">Albers et al. (2023)</a>	1991 - 2008	Spliced using overlapping data in 2009: (ratio = 89.2%).
<a href="#">World Bank (2024)</a>	2009 - 2022	Baseline source, overlaps with base year 2018.



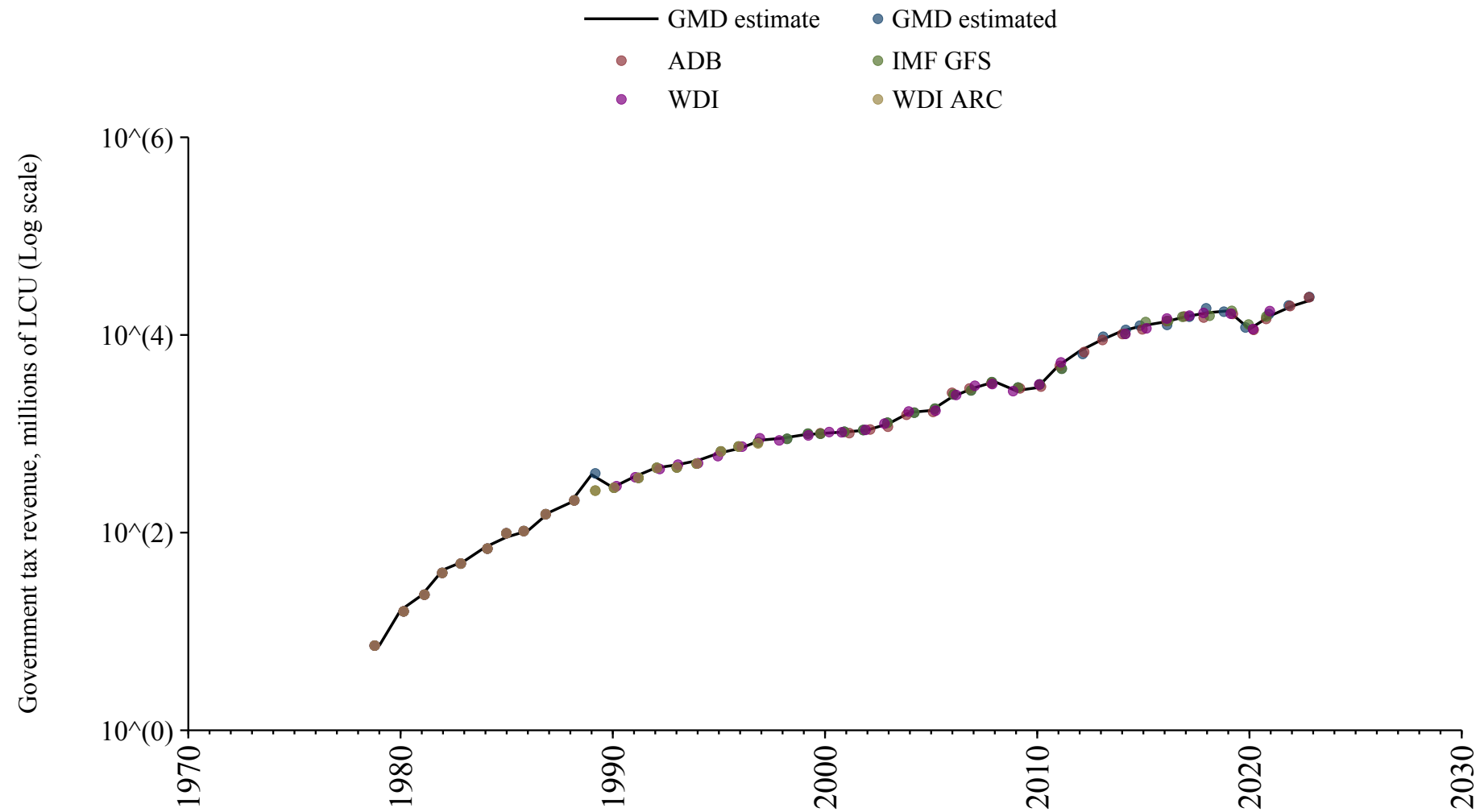
## Malaysia

Source	Time span	Notes
<a href="#">World Bank (Archives) (1999)</a>	1972 - 1995	Spliced using overlapping data in 1996.
<a href="#">World Bank (2024)</a>	1996 - 2023	Baseline source, overlaps with base year 2018.



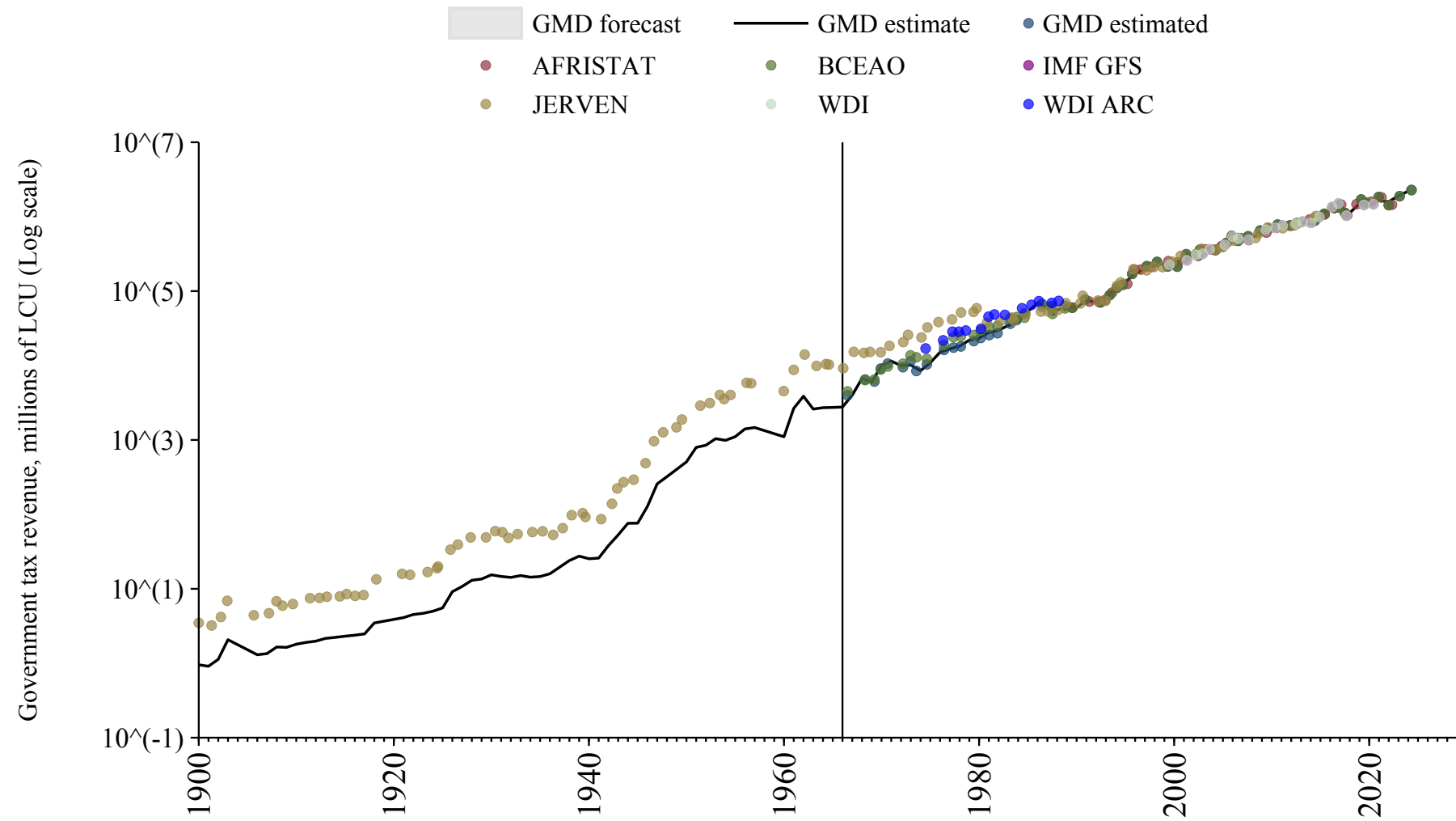
## Maldives

Source	Time span	Notes
<a href="#">World Bank (2024)</a>	1979 - 1988	Spliced using overlapping data in 1989.
<a href="#">World Bank (Archives) (1999)</a>	1989 - 1989	Spliced using overlapping data in 1990.
<a href="#">World Bank (2024)</a>	1990 - 2011	Spliced using overlapping data in 2012.
<a href="#">Asian Development Bank (2024)</a>	2012 - 2013	Spliced using overlapping data in 2014.
<a href="#">World Bank (2024)</a>	2014 - 2021	Baseline source, overlaps with base year 2018.
<a href="#">Asian Development Bank (2024)</a>	2022 - 2023	Spliced using overlapping data in 2024.



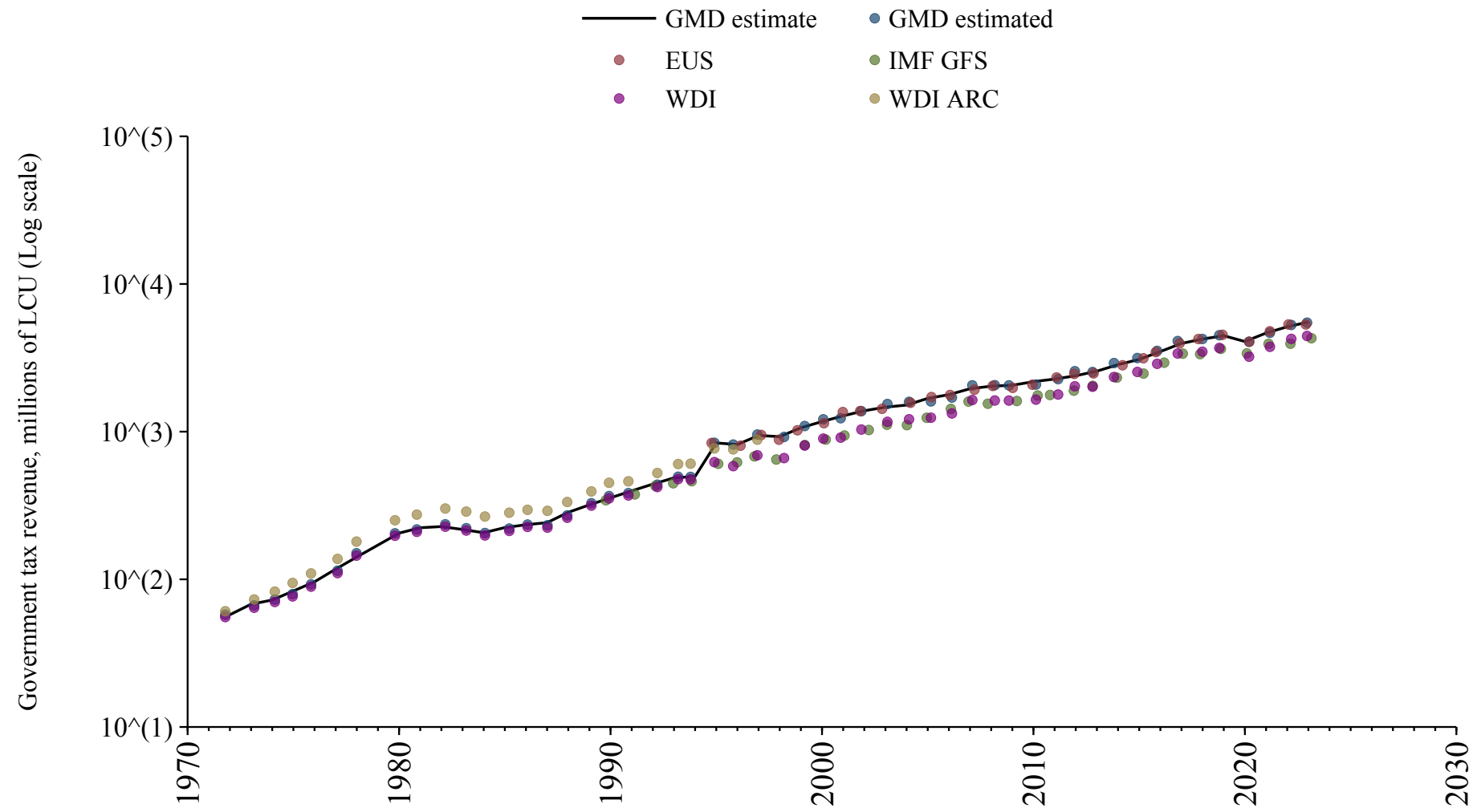
# Mali

Source	Time span	Notes
<a href="#">Albers et al. (2023)</a>	1900 - 1966	Spliced using overlapping data in 1967: (ratio = 27.3%).
<a href="#">Banque centrale des États de l'Afrique de l'Ouest (2024)</a>	1967 - 1989	Spliced using overlapping data in 1990.
<a href="#">African Union (2024)</a>	1990 - 2022	Baseline source, overlaps with base year 2018.
<a href="#">Banque centrale des États de l'Afrique de l'Ouest (2024)</a>	2023 - 2024	Spliced using overlapping data in 2025.



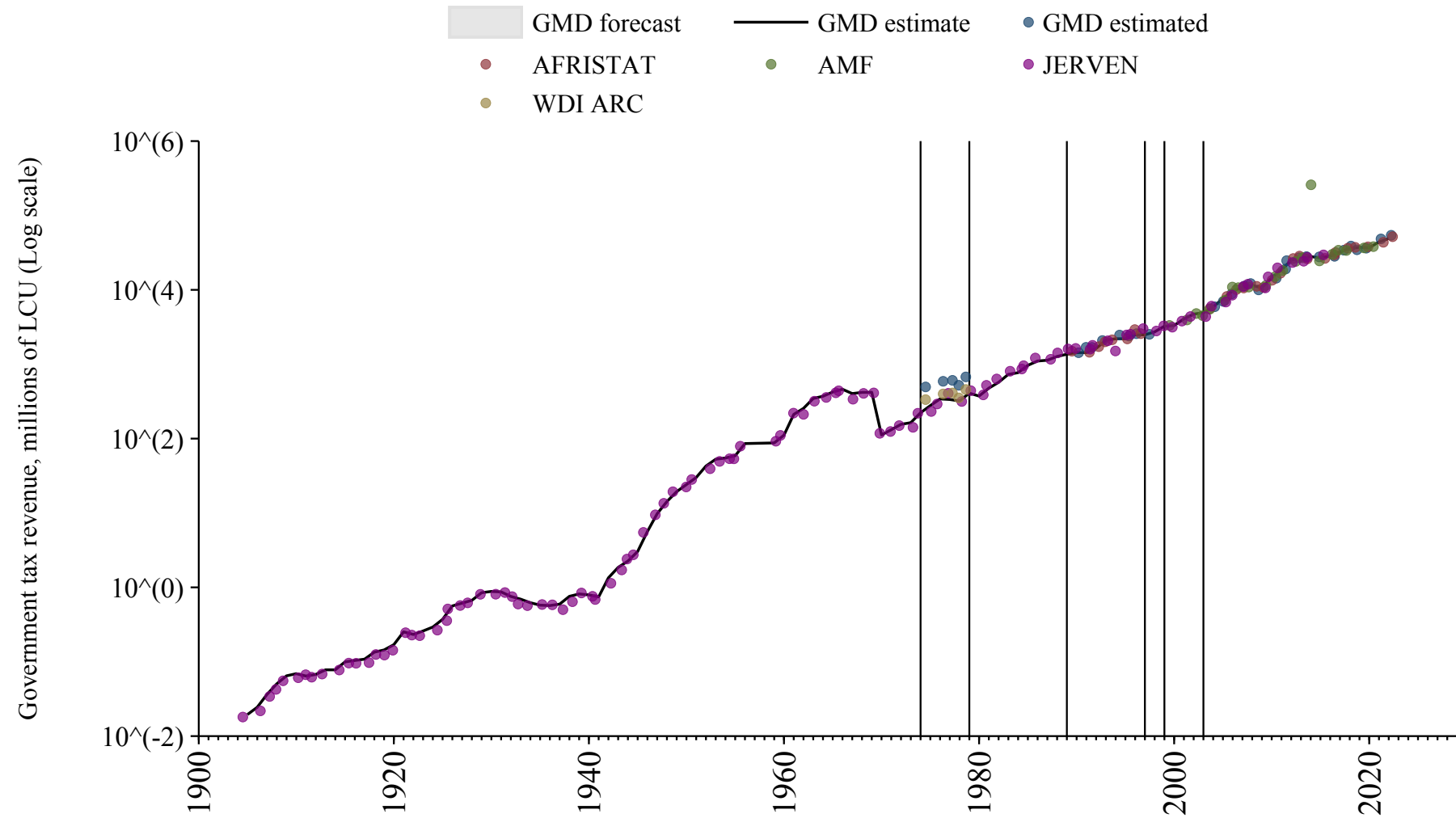
# Malta

Source	Time span	Notes
<a href="#">World Bank (2024)</a>	1972 - 1994	Spliced using overlapping data in 1995.
<a href="#">Commission (2024)</a>	1995 - 2023	Baseline source, overlaps with base year 2018.



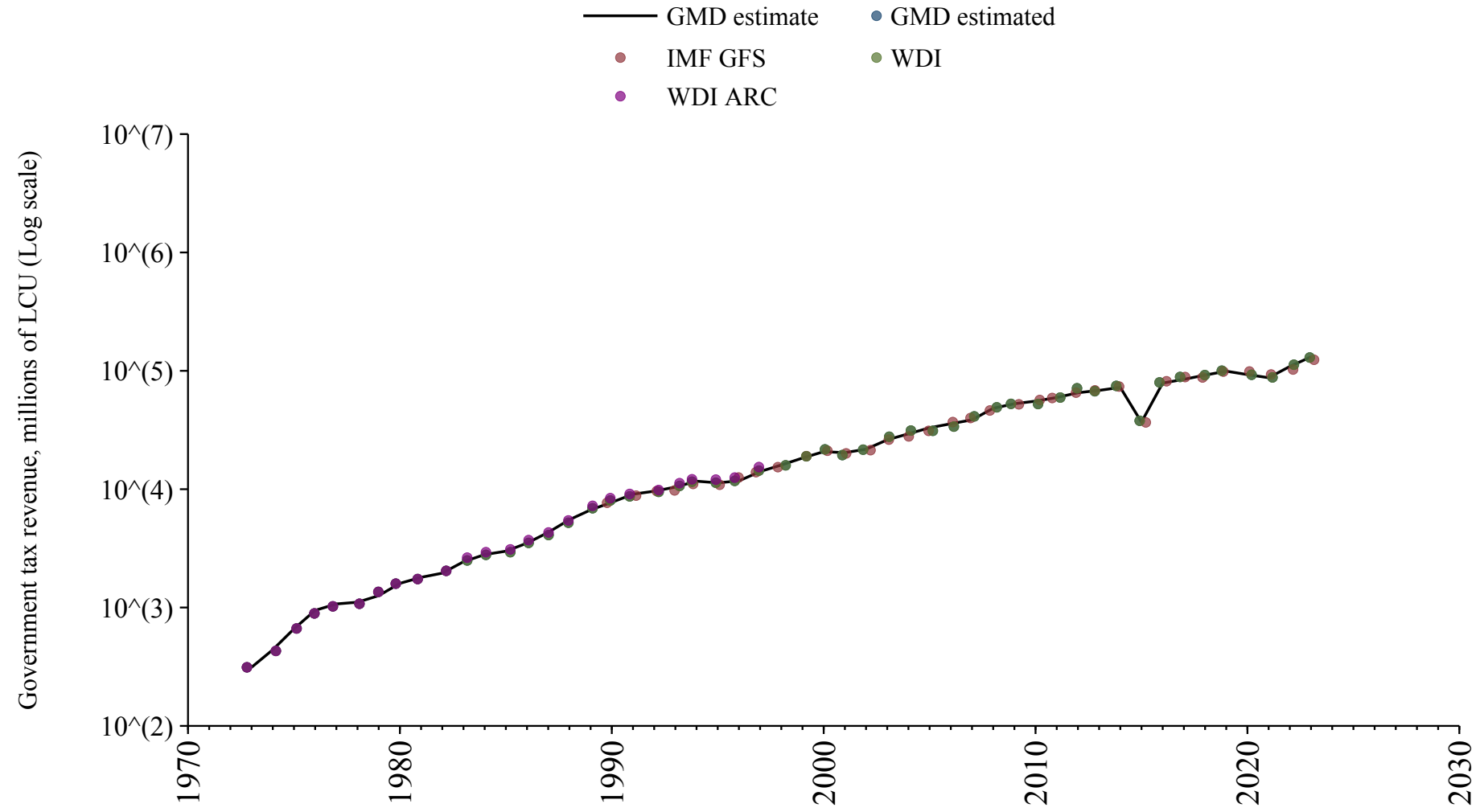
## Mauritania

Source	Time span	Notes
<a href="#">Albers et al. (2023)</a>	1905 - 1974	Spliced using overlapping data in 1975: (ratio = 108%).
<a href="#">World Bank (Archives) (1999)</a>	1975 - 1979	Spliced using overlapping data in 1980: (ratio = 56%).
<a href="#">Albers et al. (2023)</a>	1980 - 1989	Spliced using overlapping data in 1990: (ratio = 95.4%).
<a href="#">African Union (2024)</a>	1990 - 1997	Spliced using overlapping data in 1998: (ratio = 95.7%).
<a href="#">Albers et al. (2023)</a>	1998 - 1999	Spliced using overlapping data in 2000: (ratio = 94.3%).
<a href="#">Arab Monetary Fund (2024)</a>	2000 - 2003	Spliced using overlapping data in 2004: (ratio = 99.7%).
<a href="#">African Union (2024)</a>	2004 - 2022	Baseline source, overlaps with base year 2018.



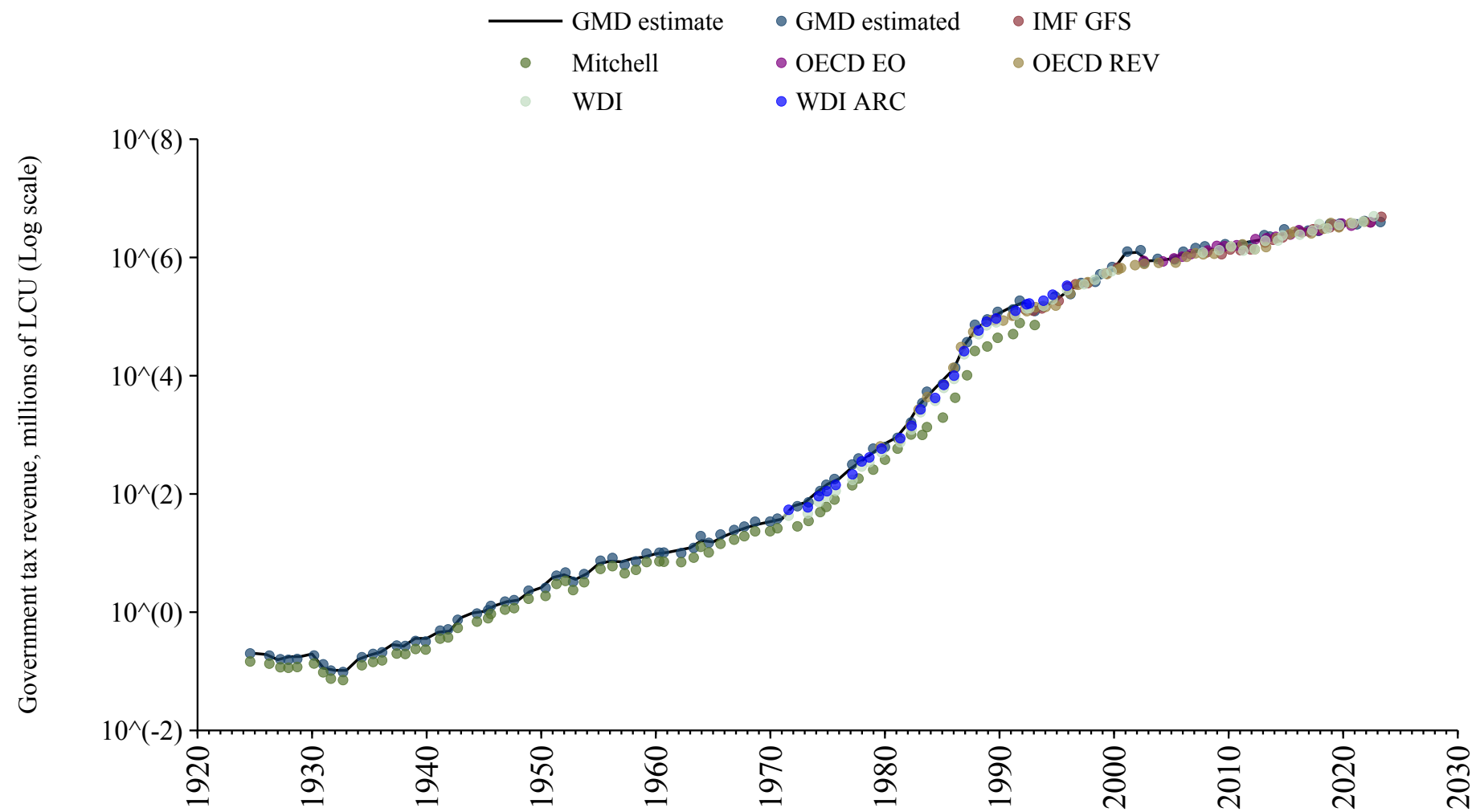
# Mauritius

Source	Time span	Notes
<a href="#">World Bank (2024)</a>	1973 - 2023	Baseline source, overlaps with base year 2018.



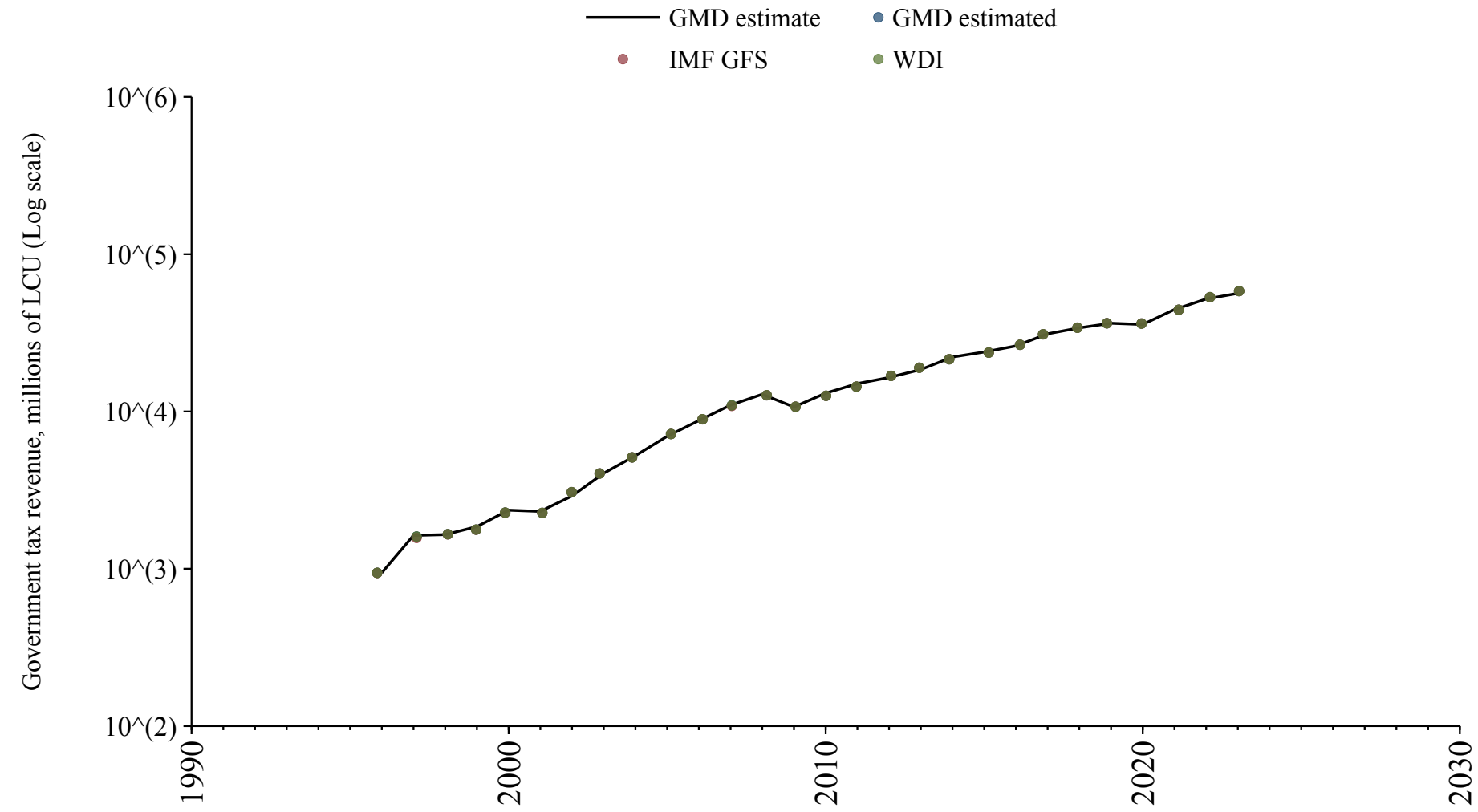
## Mexico

Source	Time span	Notes
<a href="#">Mitchell (2013)</a>	1925 - 1971	Spliced using overlapping data in 1972.
<a href="#">World Bank (2024)</a>	1972 - 2000	Spliced using overlapping data in 2001.
<a href="#">Cox and Dincecco (2021)</a>	2001 - 2002	Spliced using overlapping data in 2003.
<a href="#">OECD Economic Outlook (2024)</a>	2003 - 2022	Baseline source, overlaps with base year 2018.
<a href="#">World Bank (2024)</a>	2023 - 2023	Spliced using overlapping data in 2024.



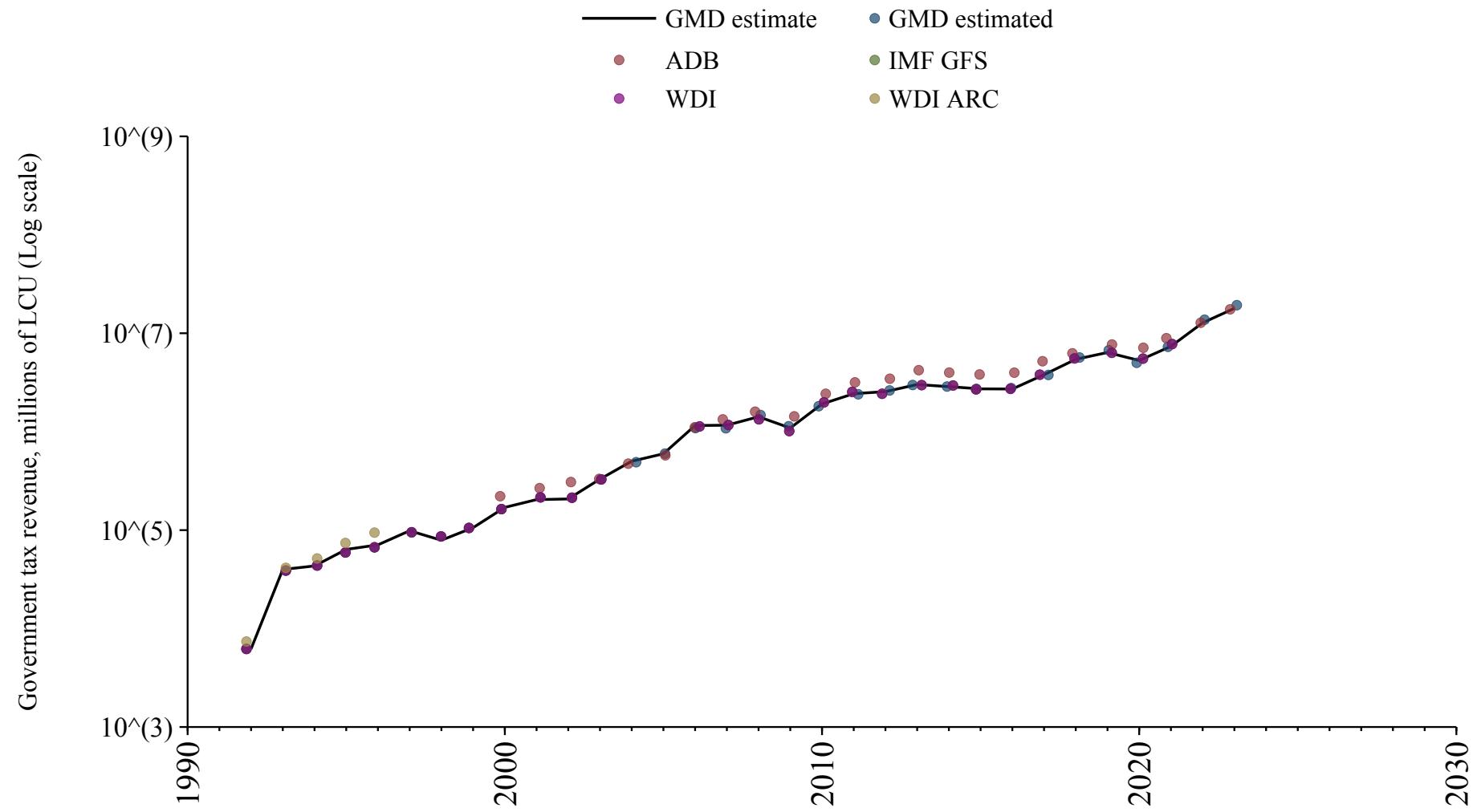
## Moldova

Source	Time span	Notes
<a href="#">World Bank (2024)</a>	1996 - 2023	Baseline source, overlaps with base year 2018.



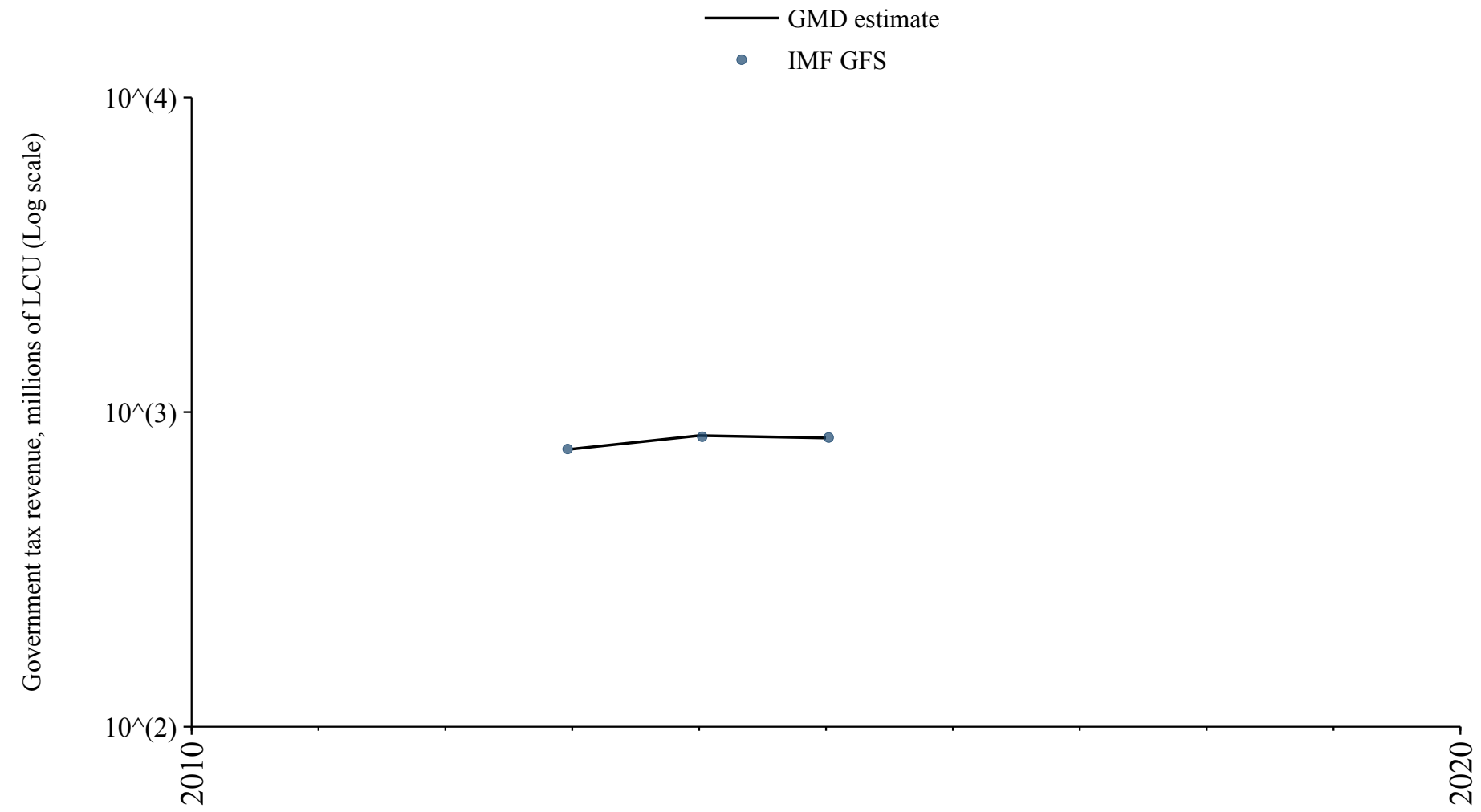
## Mongolia

Source	Time span	Notes
<a href="#">World Bank (2024)</a>	1992 - 2003	Spliced using overlapping data in 2004.
<a href="#">Asian Development Bank (2024)</a>	2004 - 2005	Spliced using overlapping data in 2006.
<a href="#">World Bank (2024)</a>	2006 - 2021	Baseline source, overlaps with base year 2018.
<a href="#">Asian Development Bank (2024)</a>	2022 - 2023	Spliced using overlapping data in 2024.



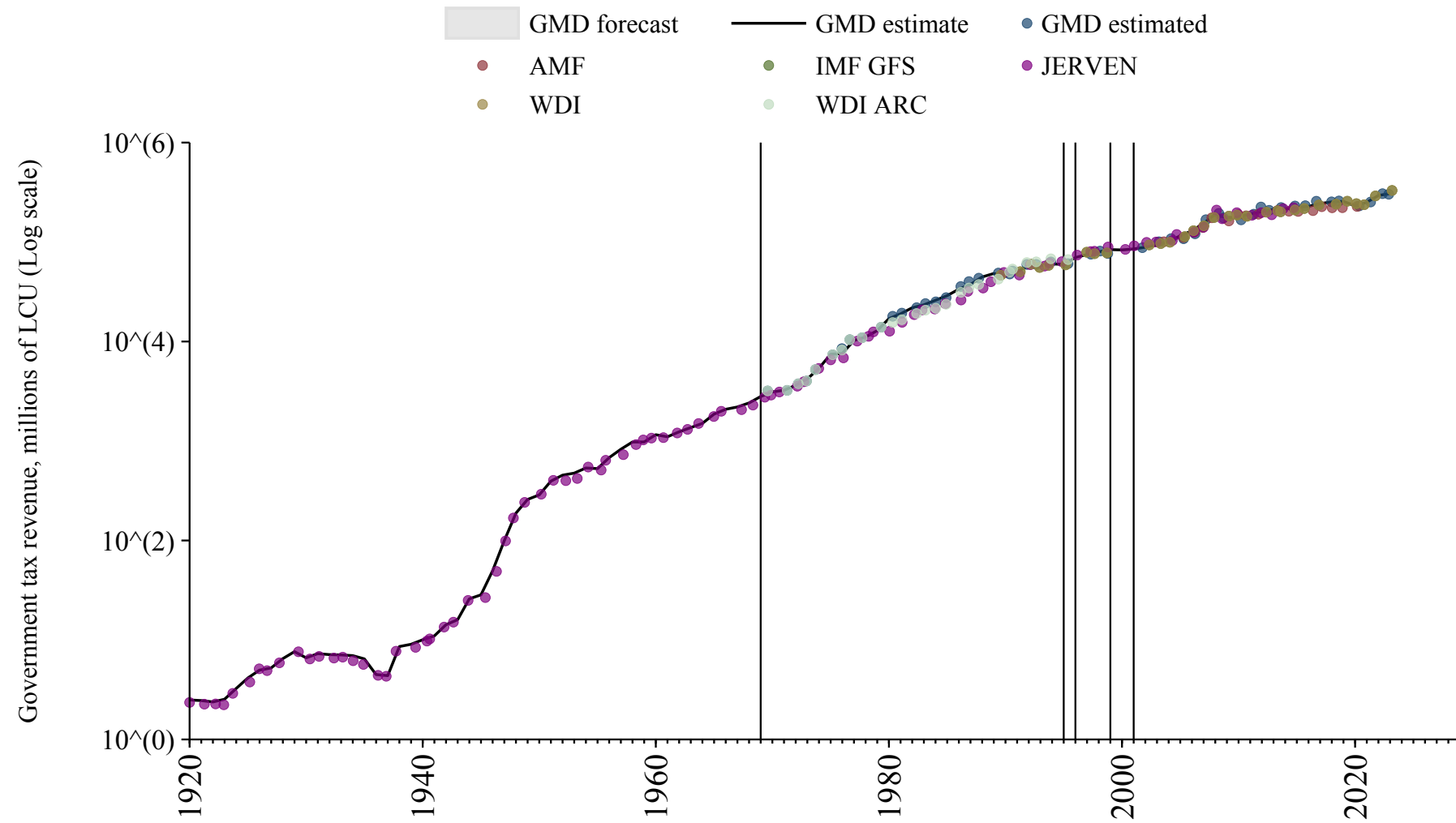
## Montenegro

Source	Time span	Notes
<a href="#">International Monetary Fund (2024)</a>	2013 - 2015	Spliced using overlapping data in 2016.



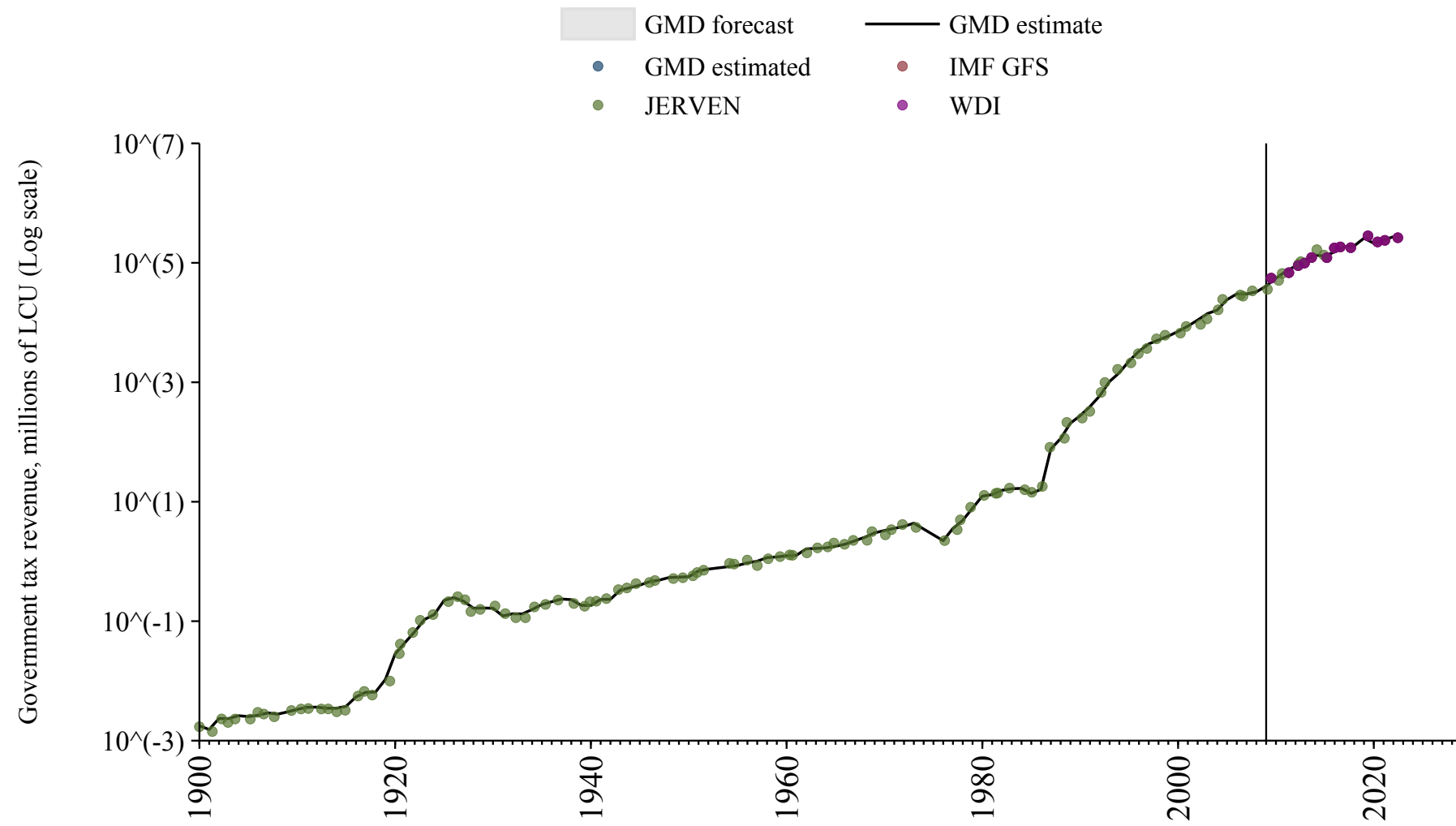
## Morocco

Source	Time span	Notes
<a href="#">Albers et al. (2023)</a>	1920 - 1969	Spliced using overlapping data in 1970: (ratio = 105.9%).
<a href="#">World Bank (Archives) (1999)</a>	1970 - 1989	Spliced using overlapping data in 1990: (ratio = 97.6%).
<a href="#">World Bank (2024)</a>	1990 - 1995	Spliced using overlapping data in 1996: (ratio = 97.6%).
<a href="#">Albers et al. (2023)</a>	1996 - 1996	Spliced using overlapping data in 1997: (ratio = 98%).
<a href="#">World Bank (2024)</a>	1997 - 1999	Spliced using overlapping data in 2000: (ratio = 103.6%).
<a href="#">Albers et al. (2023)</a>	2000 - 2001	Spliced using overlapping data in 2002: (ratio = 97.5%).
<a href="#">World Bank (2024)</a>	2002 - 2012	Spliced using overlapping data in 2013.
<a href="#">Arab Monetary Fund (2024)</a>	2013 - 2020	Baseline source, overlaps with base year 2018.
<a href="#">World Bank (2024)</a>	2021 - 2023	Spliced using overlapping data in 2024.



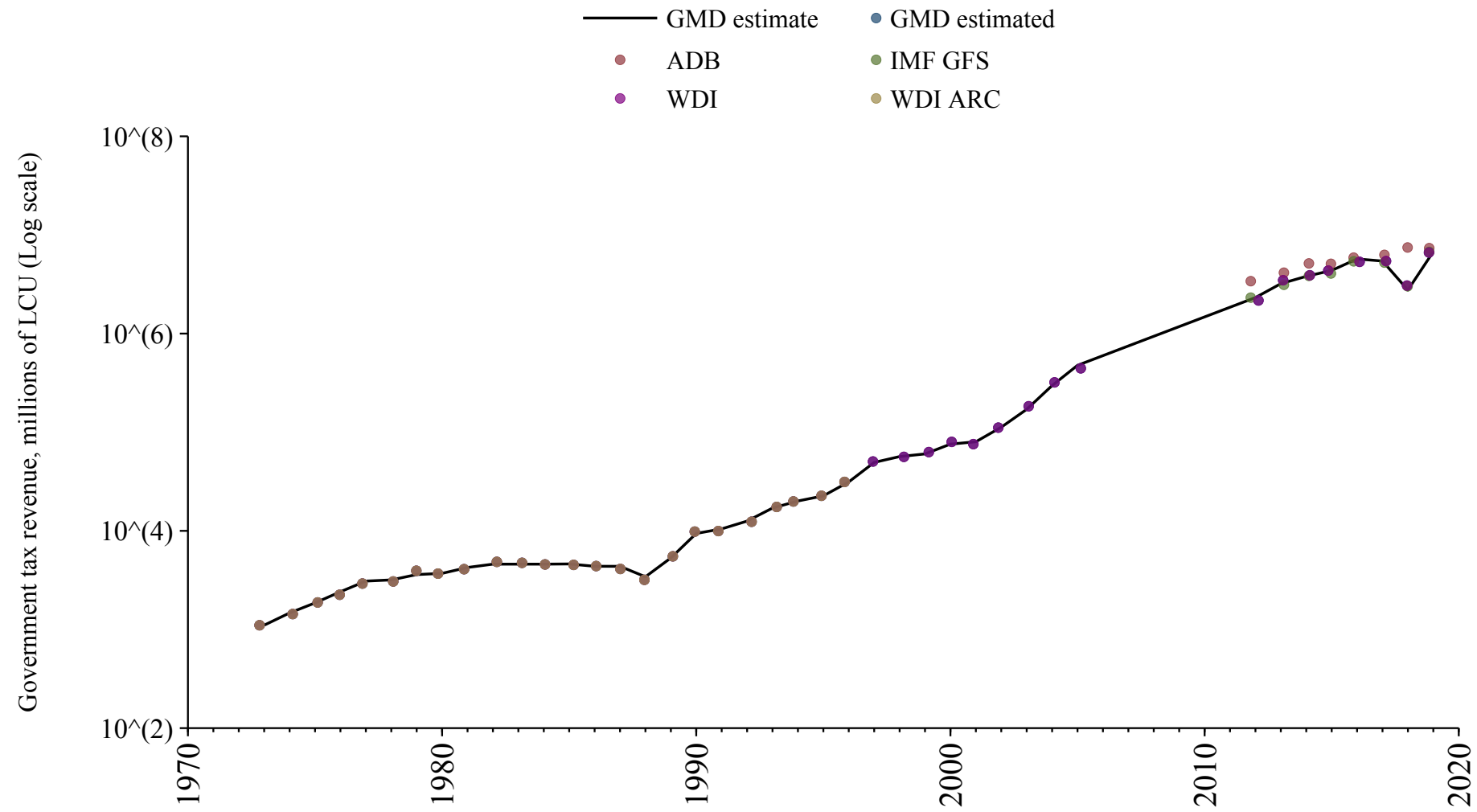
# Mozambique

Source	Time span	Notes
<a href="#">Albers et al. (2023)</a>	1900 - 2009	Spliced using overlapping data in 2010: (ratio = 103.5%).
<a href="#">World Bank (2024)</a>	2010 - 2022	Baseline source, overlaps with base year 2018.



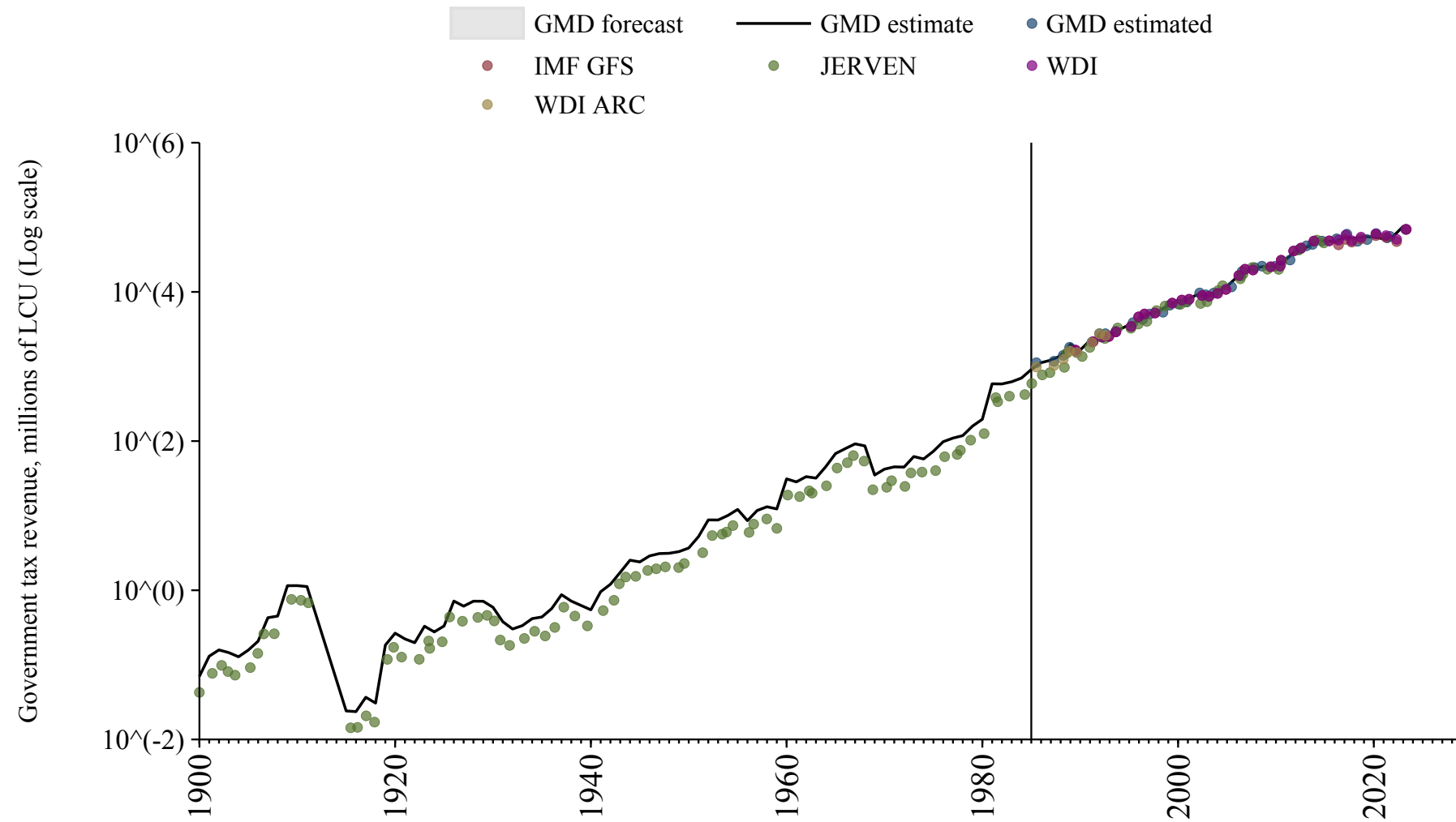
# Myanmar

Source	Time span	Notes
<a href="#">World Bank (2024)</a>	1973 - 2019	Baseline source, overlaps with base year 2018.



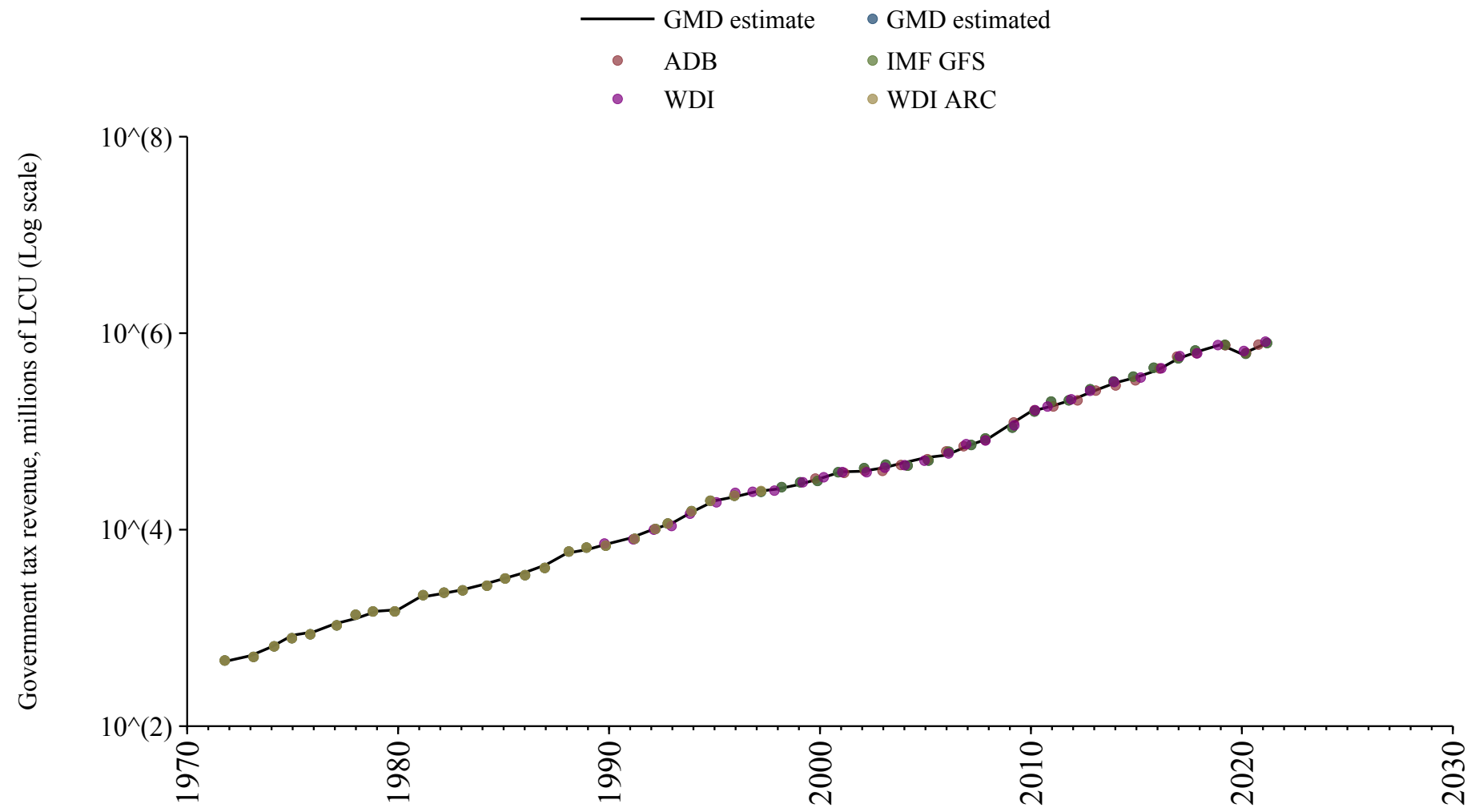
# Namibia

Source	Time span	Notes
<a href="#">Albers et al. (2023)</a>	1900 - 1985	Spliced using overlapping data in 1986: (ratio = 163.6%).
<a href="#">World Bank (Archives) (1999)</a>	1986 - 1989	Spliced using overlapping data in 1990.
<a href="#">World Bank (2024)</a>	1990 - 2023	Baseline source, overlaps with base year 2018.



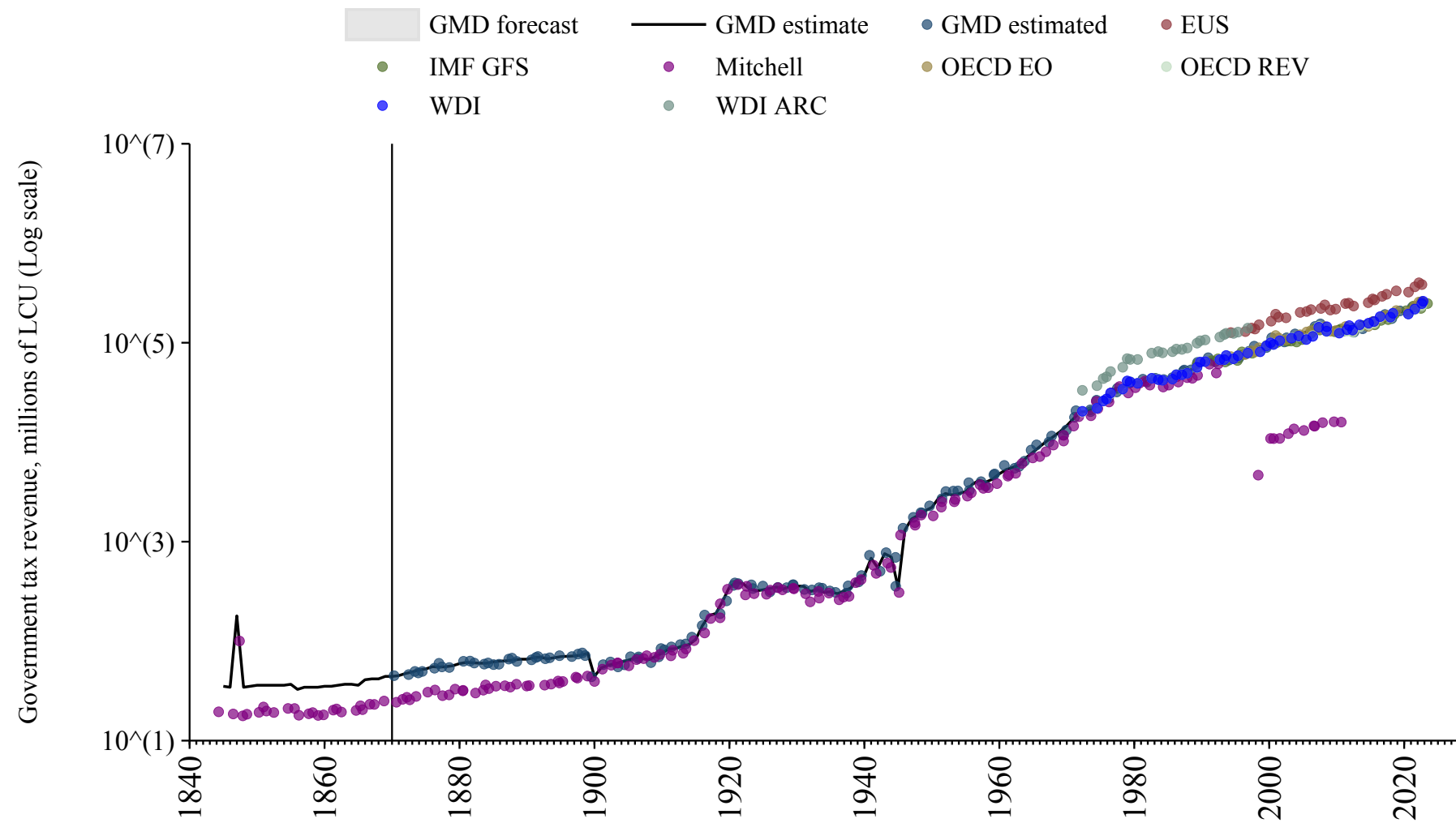
# Nepal

Source	Time span	Notes
<a href="#">World Bank (Archives) (1999)</a>	1972 - 1989	Spliced using overlapping data in 1990.
<a href="#">World Bank (2024)</a>	1990 - 2021	Baseline source, overlaps with base year 2018.



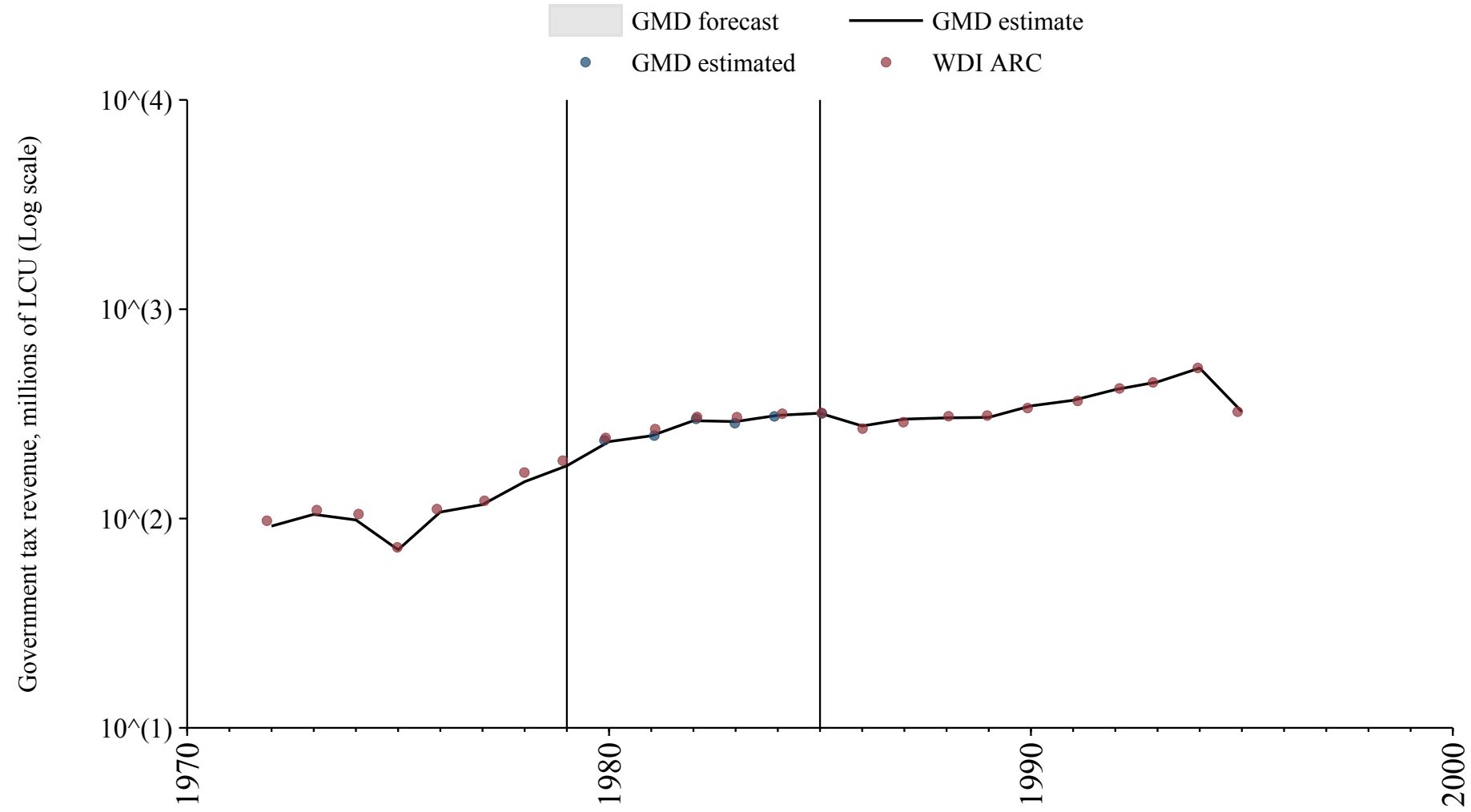
## Netherlands

Source	Time span	Notes
<a href="#">Mitchell (2013)</a>	1845 - 1870	Spliced using overlapping data in 1871: (ratio = 180.6%).
<a href="#">Cox and Dincecco (2021)</a>	1871 - 1899	Spliced using overlapping data in 1900.
<a href="#">Mitchell (2013)</a>	1900 - 1972	Spliced using overlapping data in 1973.
<a href="#">World Bank (2024)</a>	1973 - 1994	Spliced using overlapping data in 1995.
<a href="#">OECD Economic Outlook (2024)</a>	1995 - 2023	Baseline source, overlaps with base year 2018.



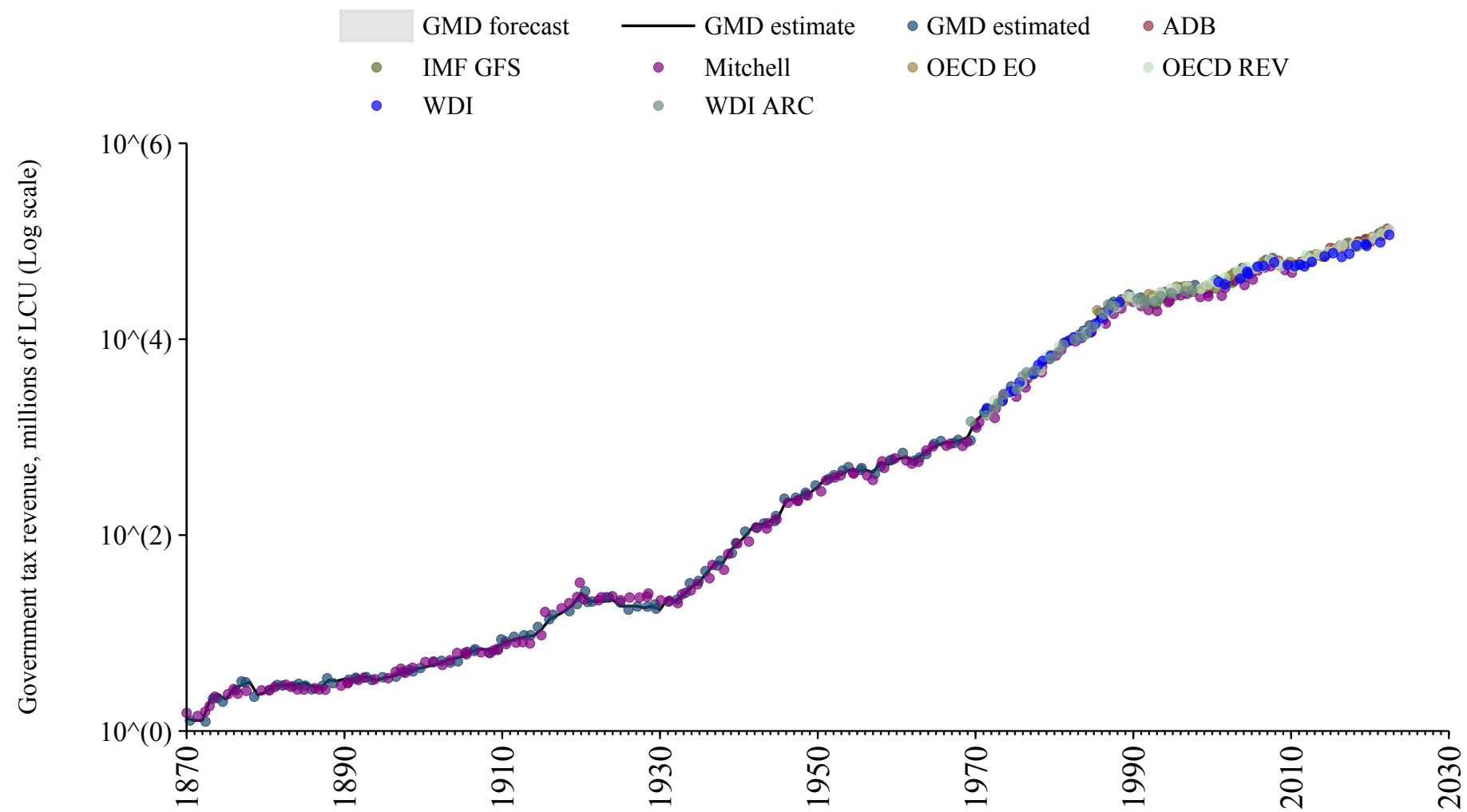
## Netherlands Antilles

Source	Time span	Notes
<a href="#">World Bank (Archives) (1999)</a>	1972 - 1995	Spliced using overlapping data in 1996.



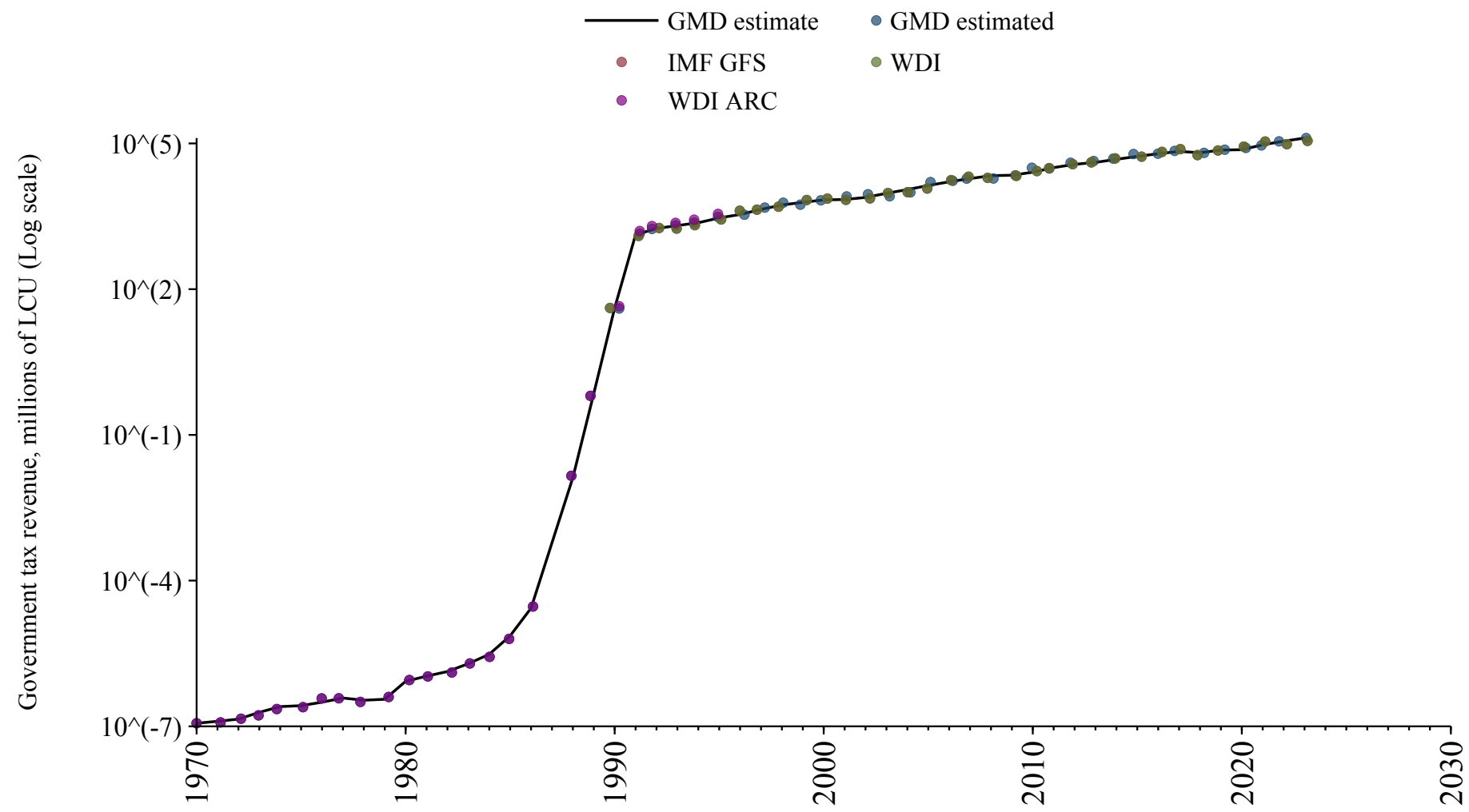
## New Zealand

Source	Time span	Notes
<a href="#">Mitchell (2013)</a>	1870 - 1870	Spliced using overlapping data in 1871: (ratio = 87.7%).
<a href="#">Cox and Dincecco (2021)</a>	1871 - 1930	Spliced using overlapping data in 1931.
<a href="#">Mitchell (2013)</a>	1931 - 1969	Spliced using overlapping data in 1970.
<a href="#">World Bank (Archives) (1999)</a>	1970 - 1971	Spliced using overlapping data in 1972.
<a href="#">World Bank (2024)</a>	1972 - 1985	Spliced using overlapping data in 1986.
<a href="#">OECD Economic Outlook (2024)</a>	1986 - 2022	Baseline source, overlaps with base year 2018.



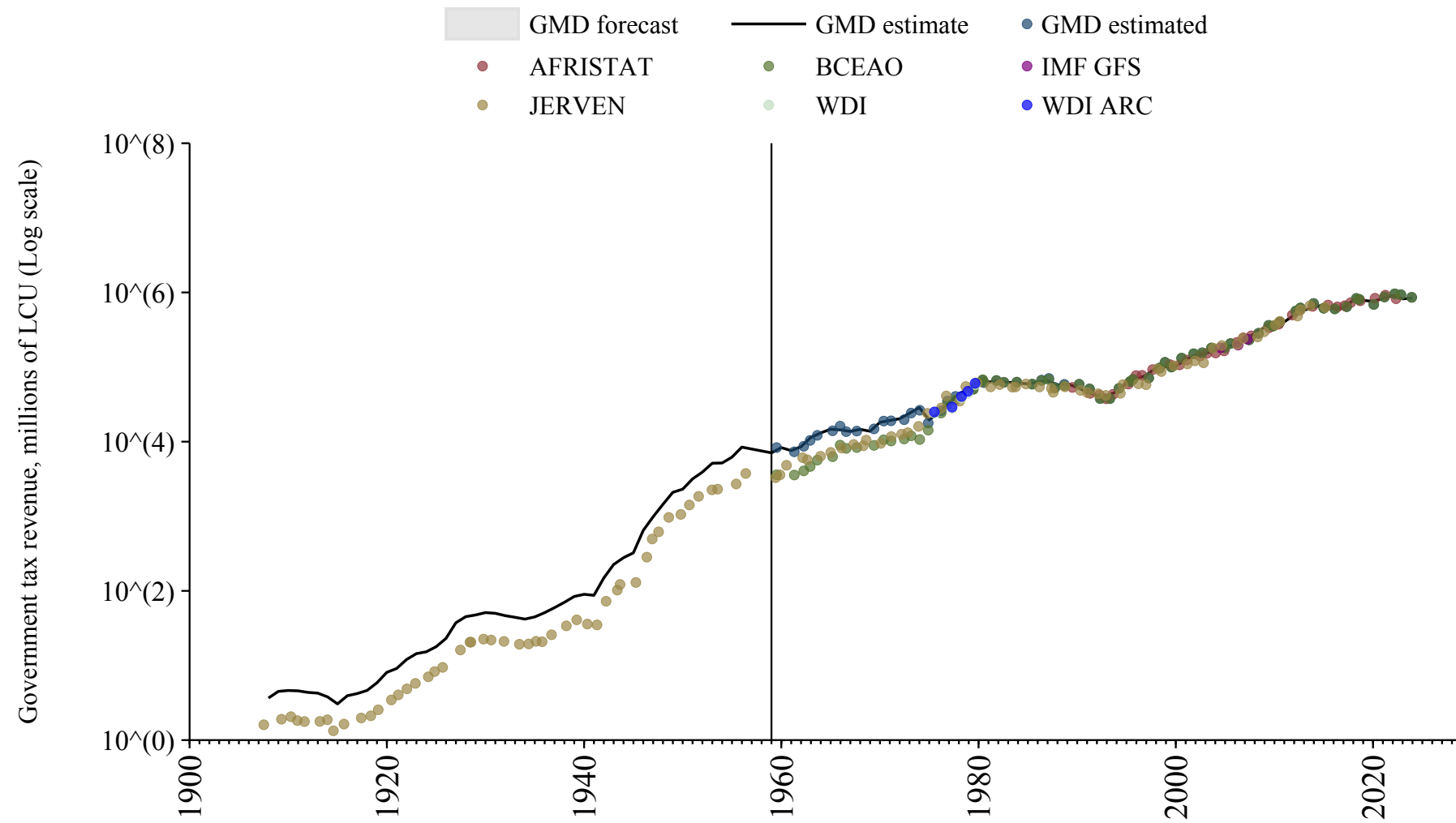
# Nicaragua

Source	Time span	Notes
<a href="#">World Bank (Archives) (1999)</a>	1970 - 1989	Spliced using overlapping data in 1990.
<a href="#">World Bank (2024)</a>	1990 - 2023	Baseline source, overlaps with base year 2018.



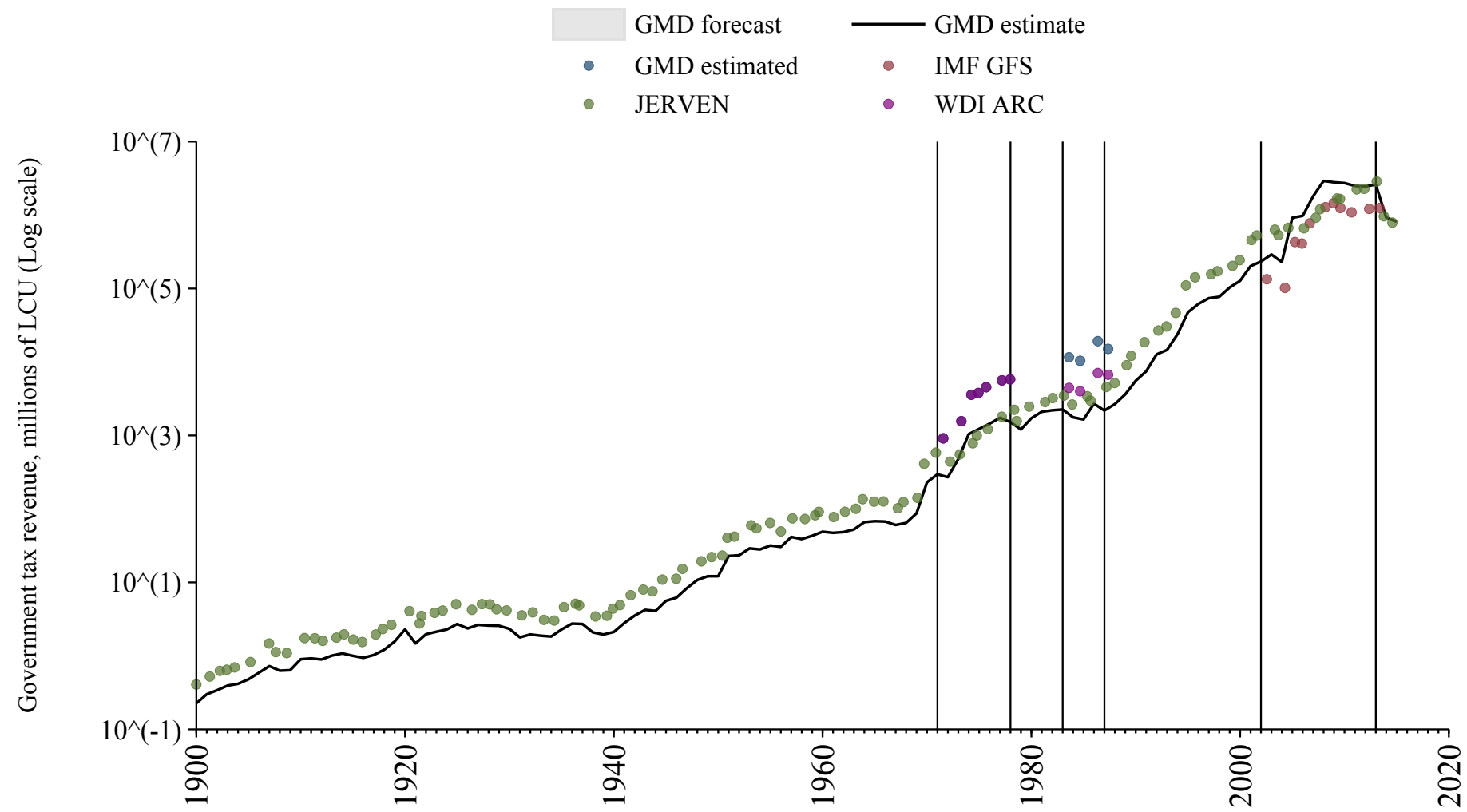
## Niger

Source	Time span	Notes
<a href="#">Albers et al. (2023)</a>	1908 - 1959	Spliced using overlapping data in 1960: (ratio = 227.8%).
<a href="#">Banque centrale des États de l'Afrique de l'Ouest (2024)</a>	1960 - 1989	Spliced using overlapping data in 1990.
<a href="#">African Union (2024)</a>	1990 - 2022	Baseline source, overlaps with base year 2018.
<a href="#">Banque centrale des États de l'Afrique de l'Ouest (2024)</a>	2023 - 2024	Spliced using overlapping data in 2025.



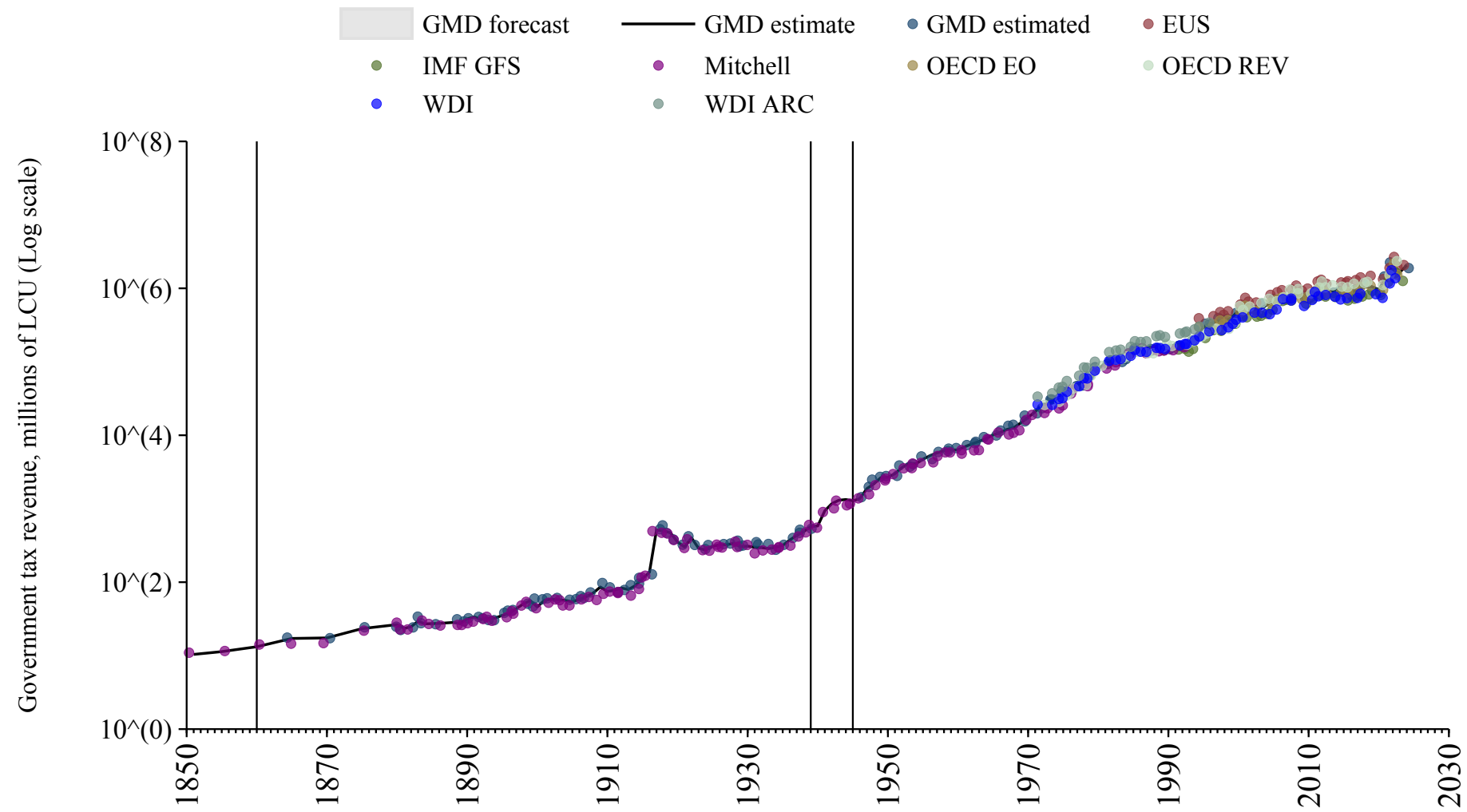
# Nigeria

Source	Time span	Notes
<a href="#">Albers et al. (2023)</a>	1900 - 1971	Spliced using overlapping data in 1972: (ratio = 55.4%).
<a href="#">World Bank (Archives) (1999)</a>	1972 - 1978	Spliced using overlapping data in 1979: (ratio = 29.6%).
<a href="#">Albers et al. (2023)</a>	1979 - 1983	Spliced using overlapping data in 1984: (ratio = 72.6%).
<a href="#">World Bank (Archives) (1999)</a>	1984 - 1987	Spliced using overlapping data in 1988: (ratio = 15.1%).
<a href="#">Albers et al. (2023)</a>	1988 - 2002	Spliced using overlapping data in 2003: (ratio = 45.8%).
<a href="#">International Monetary Fund (2024)</a>	2003 - 2013	Spliced using overlapping data in 2014: (ratio = 216.9%).
<a href="#">Albers et al. (2023)</a>	2014 - 2015	Spliced using overlapping data in 2016.



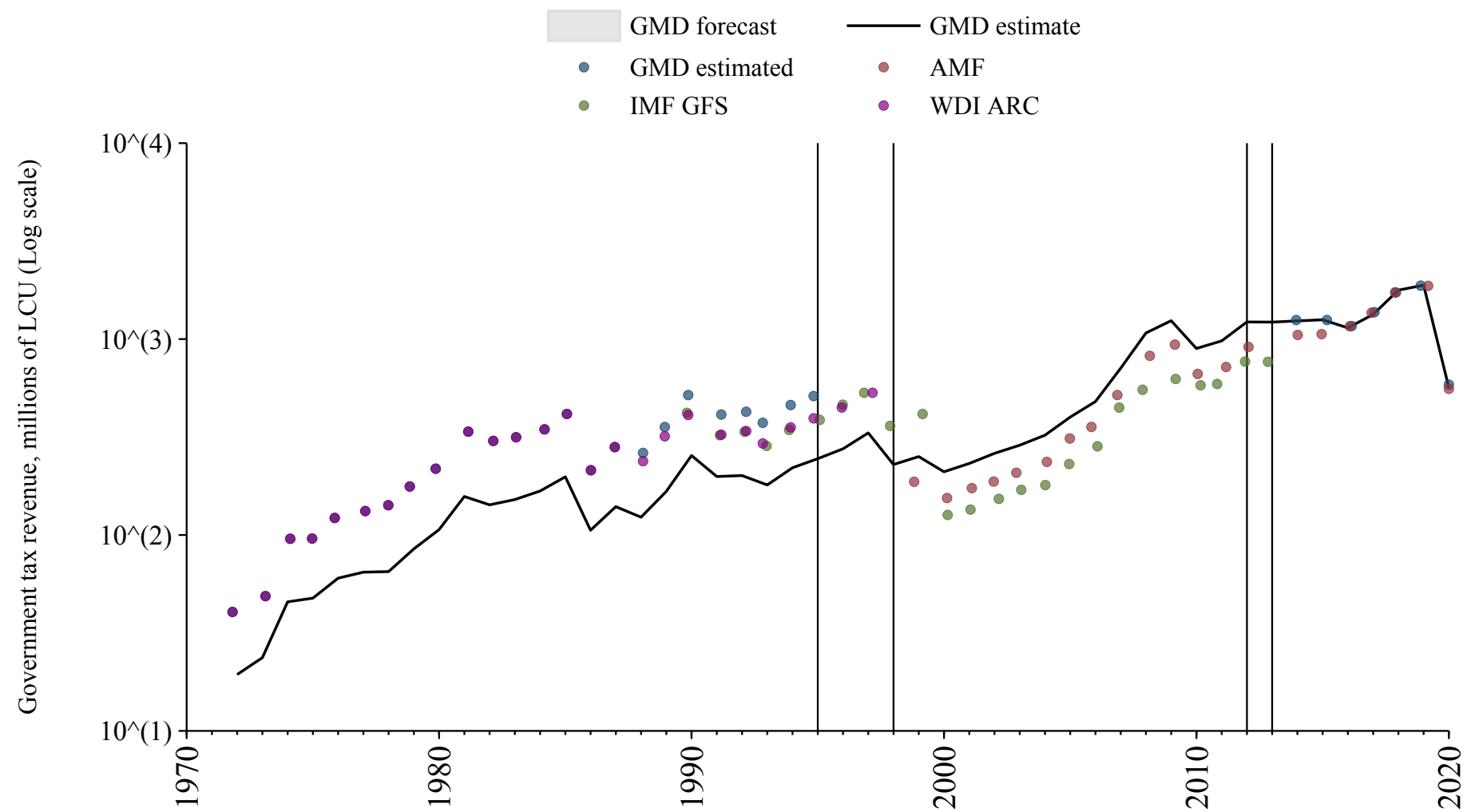
# Norway

Source	Time span	Notes
<a href="#">Mitchell (2013)</a>	1851 - 1860	Spliced using overlapping data in 1861: (ratio = 94.6%).
<a href="#">Mitchell (2013)</a>	1865 - 1971	Spliced using overlapping data in 1972: (ratio = 97.3%).
<a href="#">World Bank (2024)</a>	1972 - 1994	Spliced using overlapping data in 1995.
<a href="#">OECD Economic Outlook (2024)</a>	1995 - 2023	Baseline source, overlaps with base year 2018.
<a href="#">Commission (2024)</a>	2024 - 2024	Spliced using overlapping data in 2025.



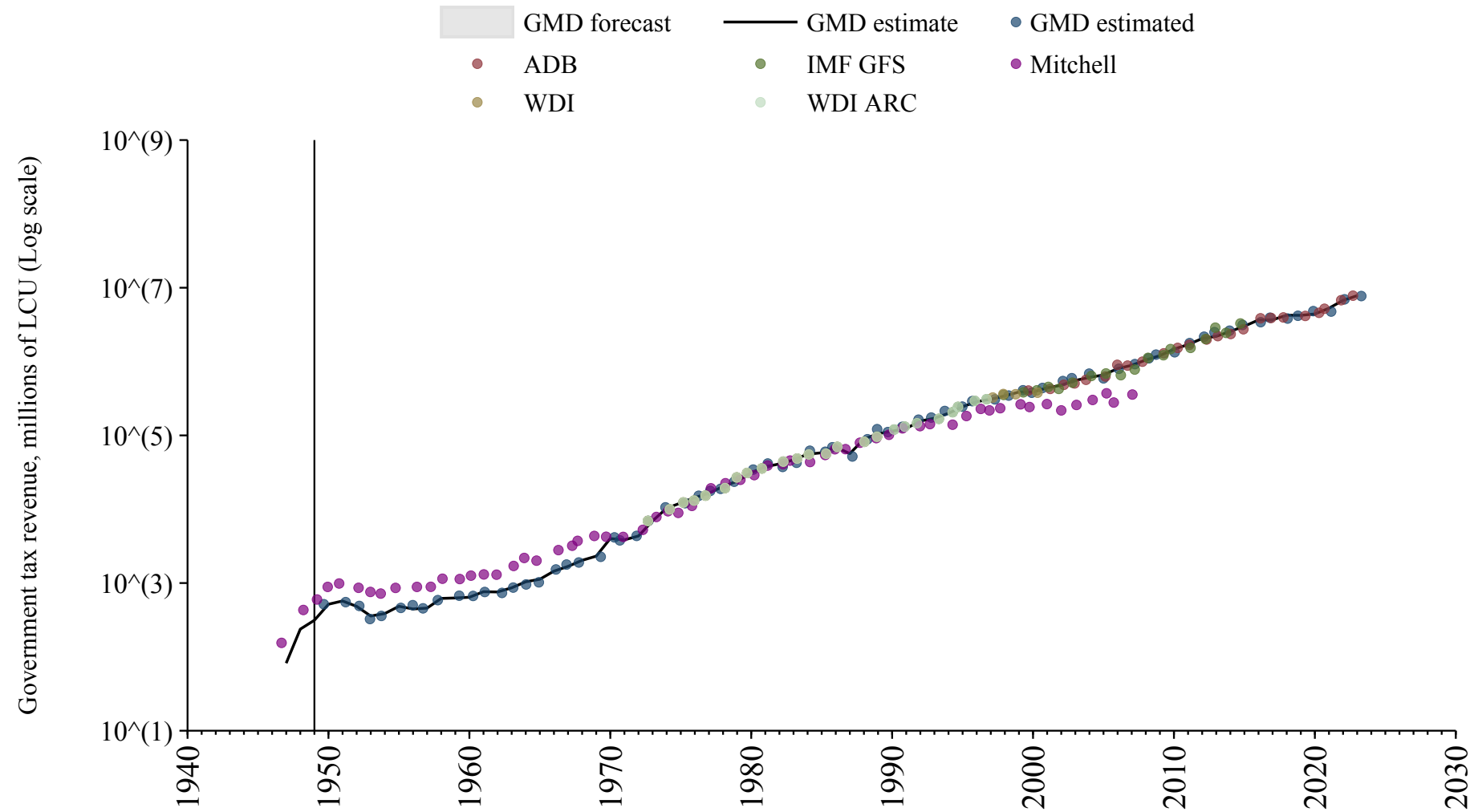
## Oman

Source	Time span	Notes
<a href="#">World Bank (Archives) (1999)</a>	1972 - 1995	Spliced using overlapping data in 1996: (ratio = 47.9%).
<a href="#">International Monetary Fund (2024)</a>	1996 - 1998	Spliced using overlapping data in 1999: (ratio = 62.2%).
<a href="#">Arab Monetary Fund (2024)</a>	1999 - 2012	Spliced using overlapping data in 2013: (ratio = 134.4%).
<a href="#">International Monetary Fund (2024)</a>	2013 - 2013	Spliced using overlapping data in 2014: (ratio = 159.4%).
<a href="#">Arab Monetary Fund (2024)</a>	2014 - 2020	Baseline source, overlaps with base year 2018.



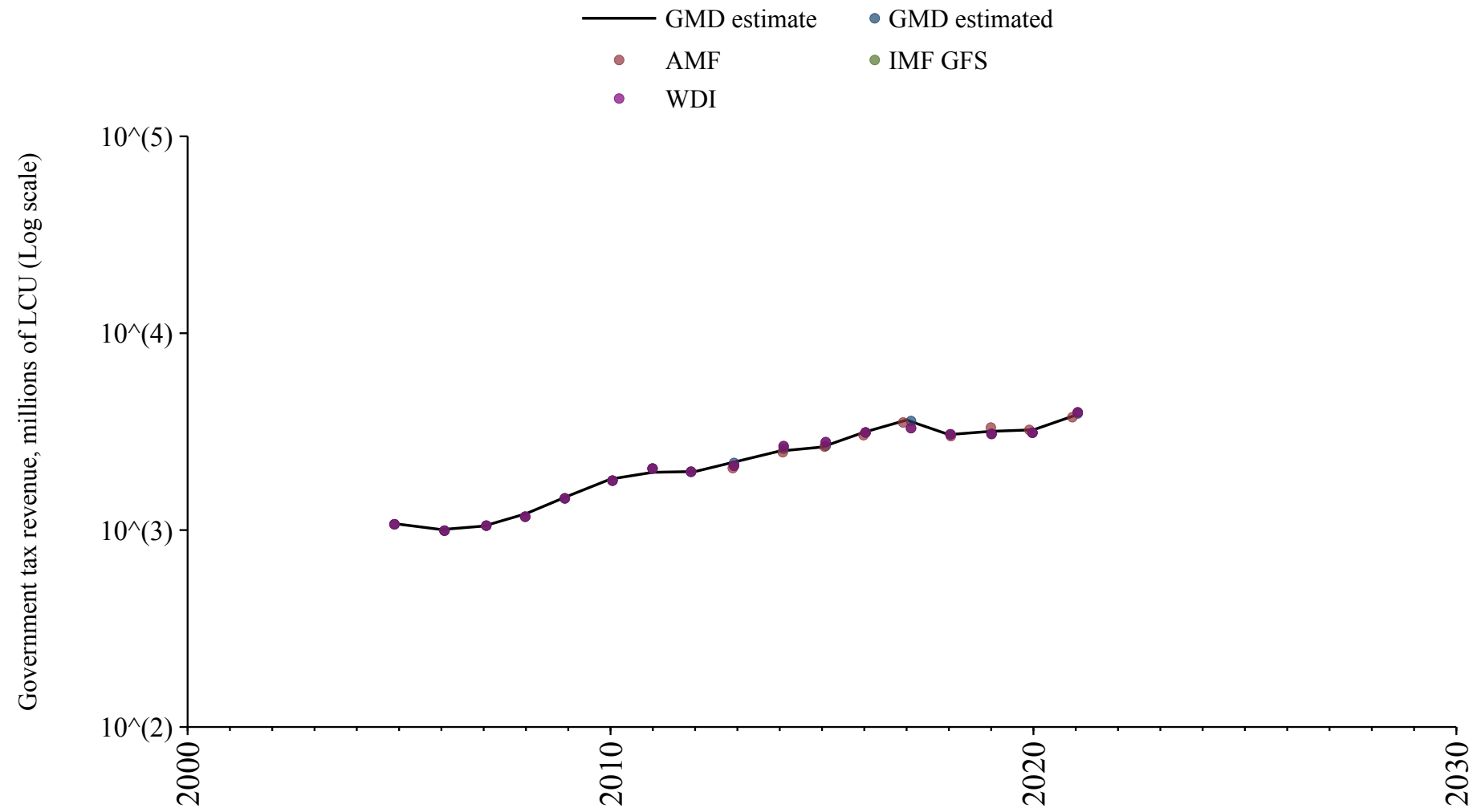
## Pakistan

Source	Time span	Notes
<a href="#">Mitchell (2013)</a>	1947 - 1972	Spliced using overlapping data in 1973.
<a href="#">World Bank (2024)</a>	1973 - 1986	Spliced using overlapping data in 1987.
<a href="#">Mitchell (2013)</a>	1987 - 1987	Spliced using overlapping data in 1988.
<a href="#">World Bank (2024)</a>	1988 - 1989	Spliced using overlapping data in 1990.
<a href="#">World Bank (Archives) (1999)</a>	1990 - 1996	Spliced using overlapping data in 1997.
<a href="#">World Bank (2024)</a>	1997 - 2000	Spliced using overlapping data in 2001.
<a href="#">Asian Development Bank (2024)</a>	2001 - 2023	Baseline source, overlaps with base year 2018.



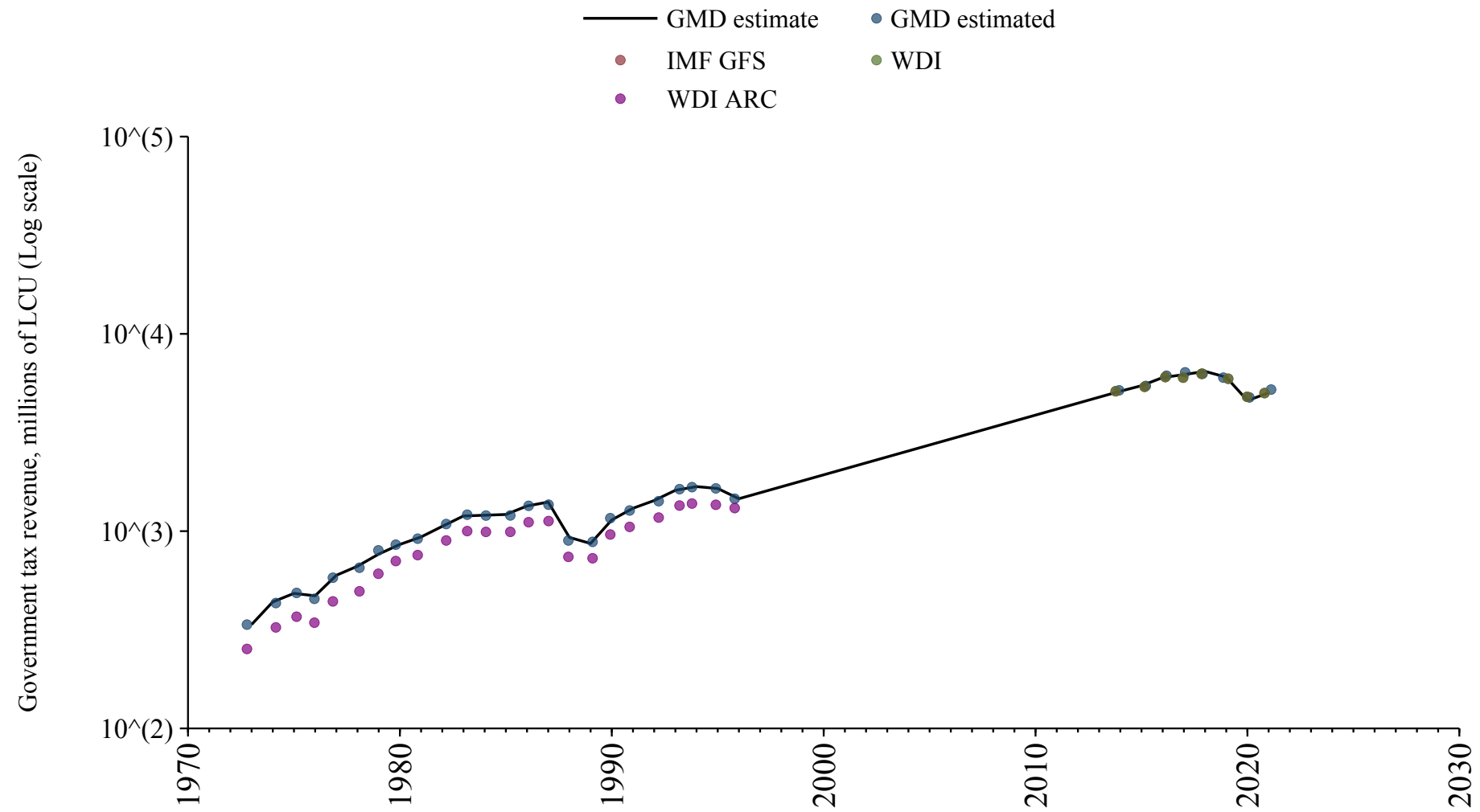
## Palestine

Source	Time span	Notes
<a href="#">World Bank (2024)</a>	2005 - 2012	Spliced using overlapping data in 2013.
<a href="#">Arab Monetary Fund (2024)</a>	2013 - 2021	Baseline source, overlaps with base year 2018.



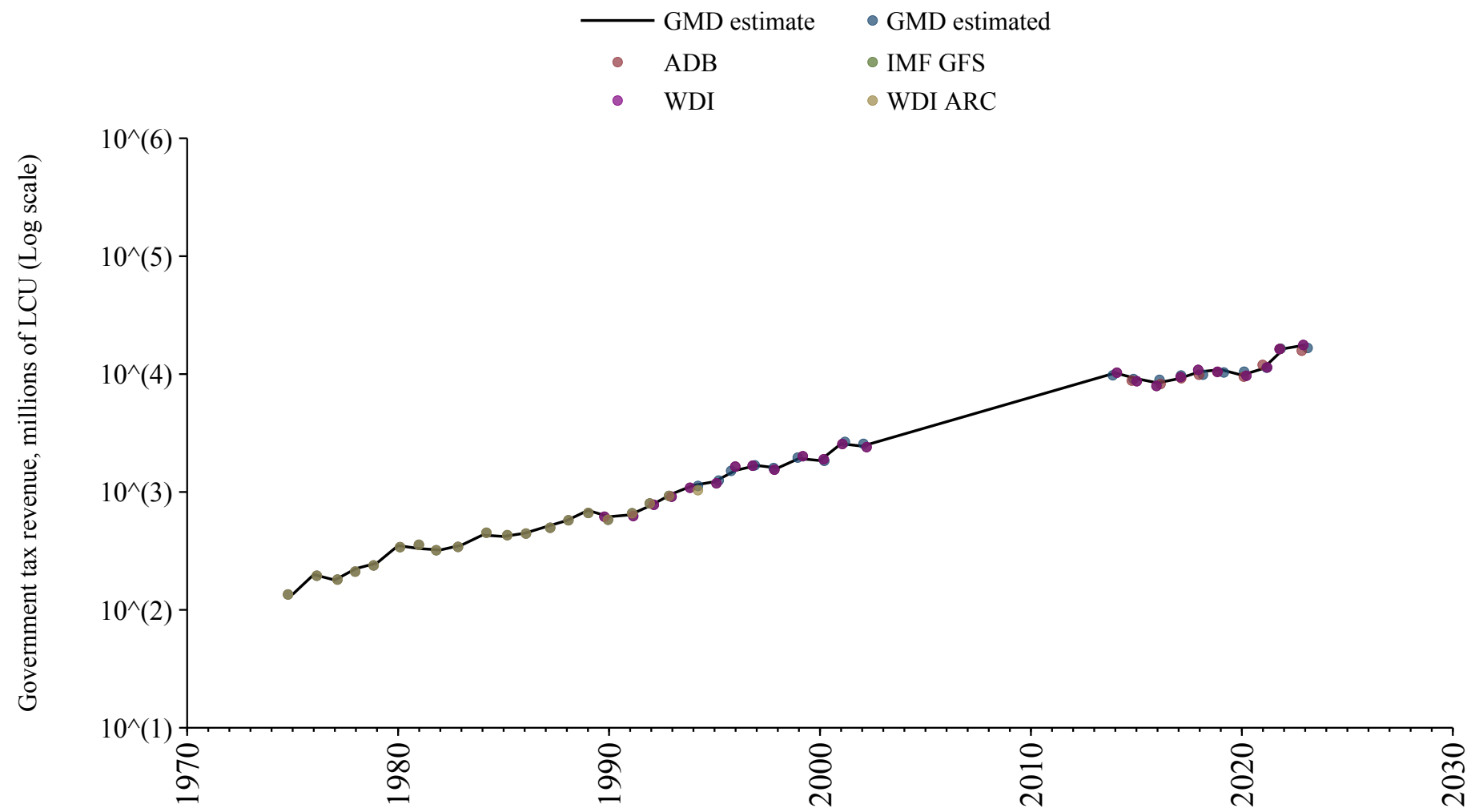
# Panama

Source	Time span	Notes
<a href="#">World Bank (Archives) (1999)</a>	1973 - 1996	Spliced using overlapping data in 1997.
<a href="#">World Bank (2024)</a>	1997 - 2021	Baseline source, overlaps with base year 2018.



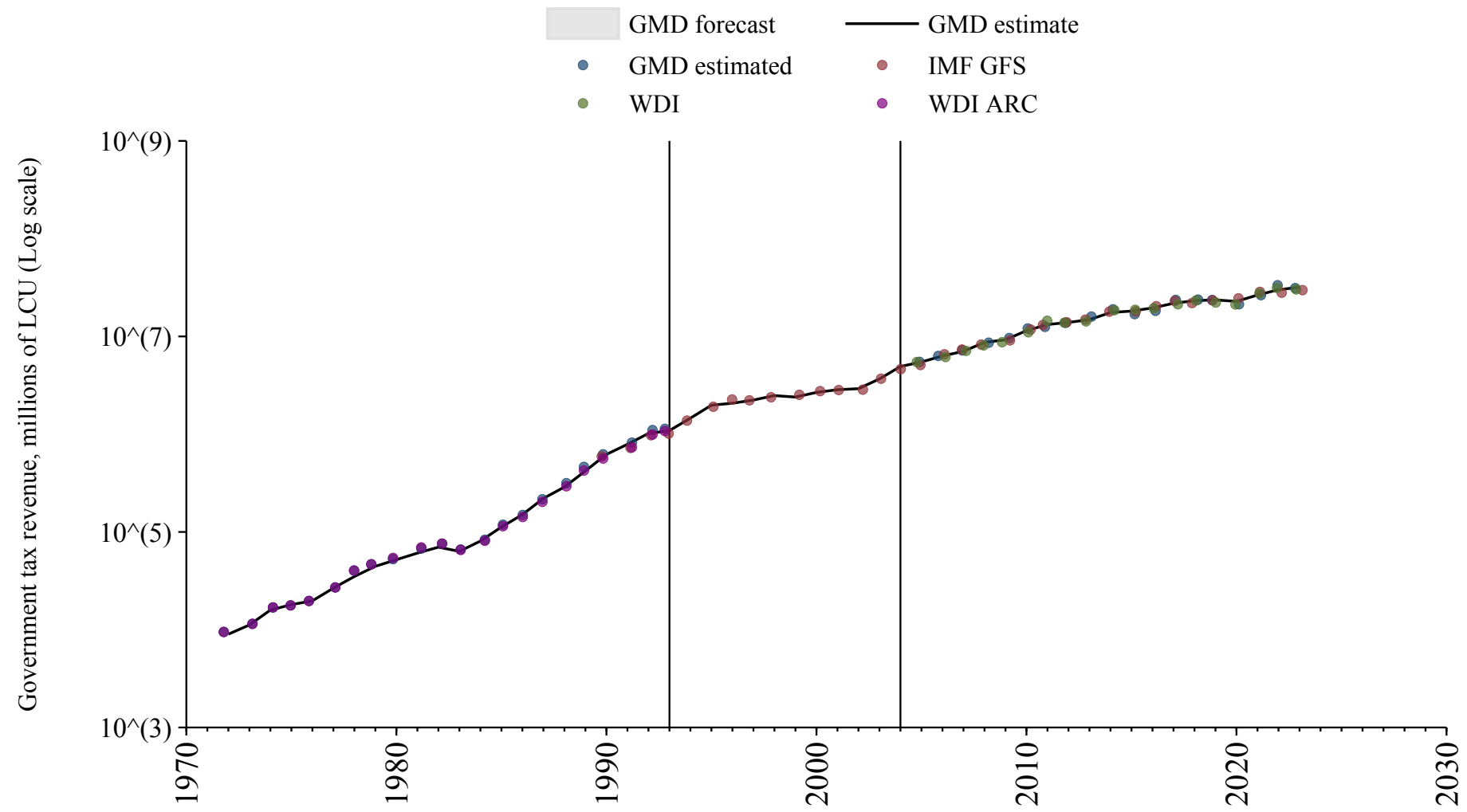
## Papua New Guinea

Source	Time span	Notes
<a href="#">World Bank (Archives) (1999)</a>	1975 - 1989	Spliced using overlapping data in 1990.
<a href="#">World Bank (2024)</a>	1990 - 2023	Baseline source, overlaps with base year 2018.



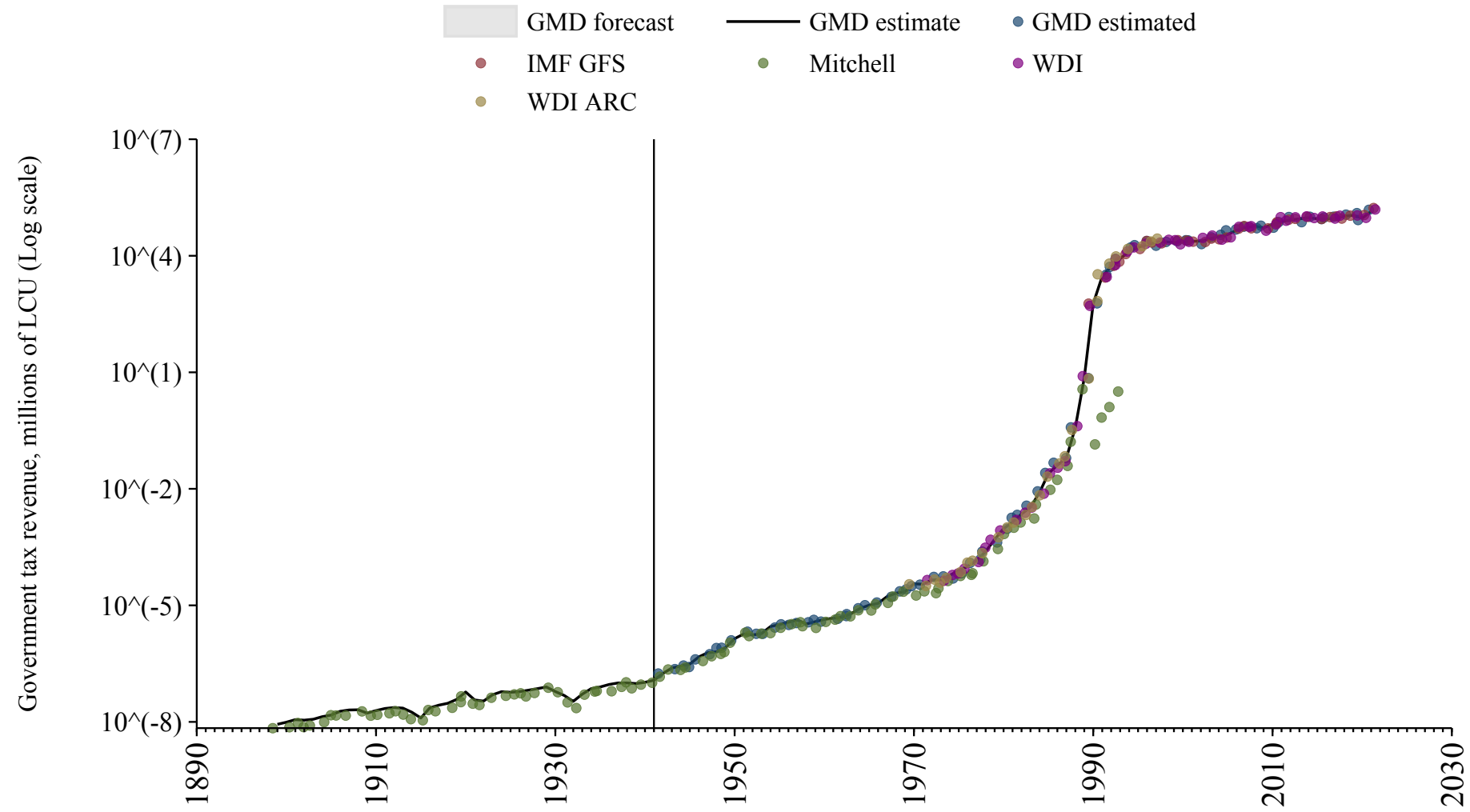
## Paraguay

Source	Time span	Notes
<a href="#">World Bank (Archives) (1999)</a>	1972 - 1993	Spliced using overlapping data in 1994: (ratio = 94.8%).
<a href="#">International Monetary Fund (2024)</a>	1994 - 2004	Spliced using overlapping data in 2005.
<a href="#">World Bank (2024)</a>	2005 - 2023	Baseline source, overlaps with base year 2018.



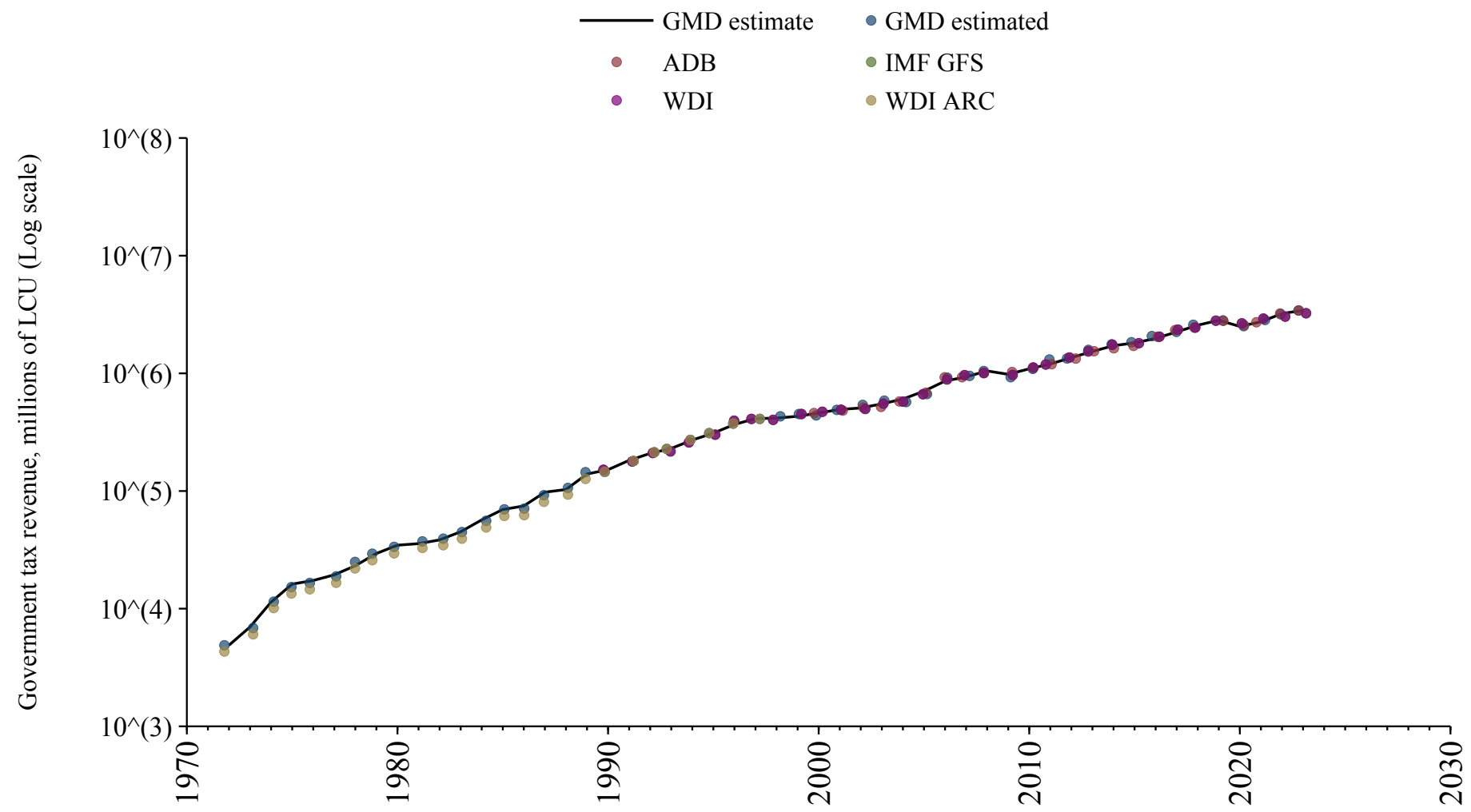
# Peru

Source	Time span	Notes
<a href="#">Mitchell (2013)</a>	1899 - 1969	Spliced using overlapping data in 1970.
<a href="#">World Bank (Archives) (1999)</a>	1970 - 1971	Spliced using overlapping data in 1972.
<a href="#">World Bank (2024)</a>	1972 - 2021	Baseline source, overlaps with base year 2018.



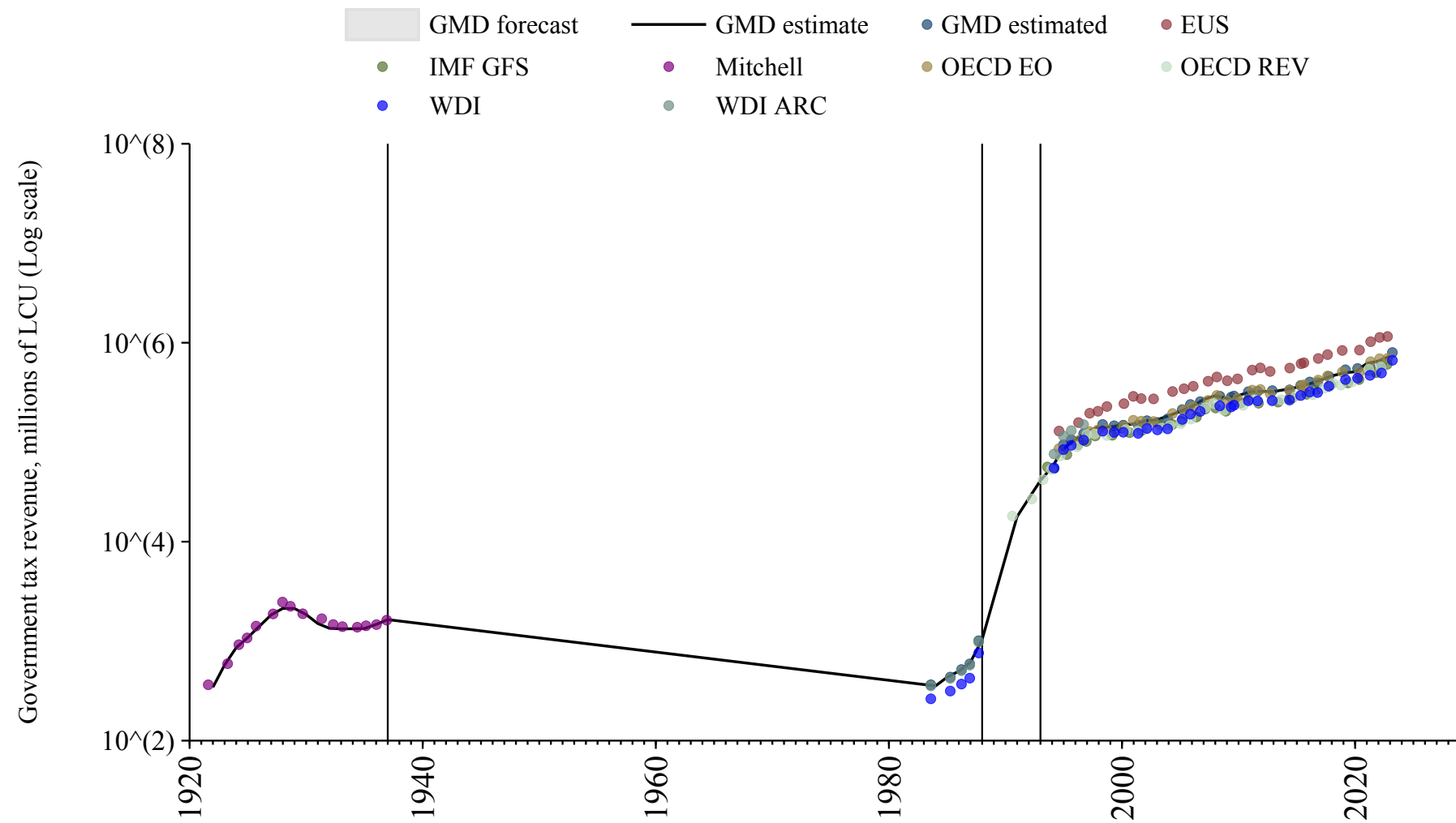
# Philippines

Source	Time span	Notes
<a href="#">World Bank (Archives) (1999)</a>	1972 - 1989	Spliced using overlapping data in 1990.
<a href="#">World Bank (2024)</a>	1990 - 2023	Baseline source, overlaps with base year 2018.



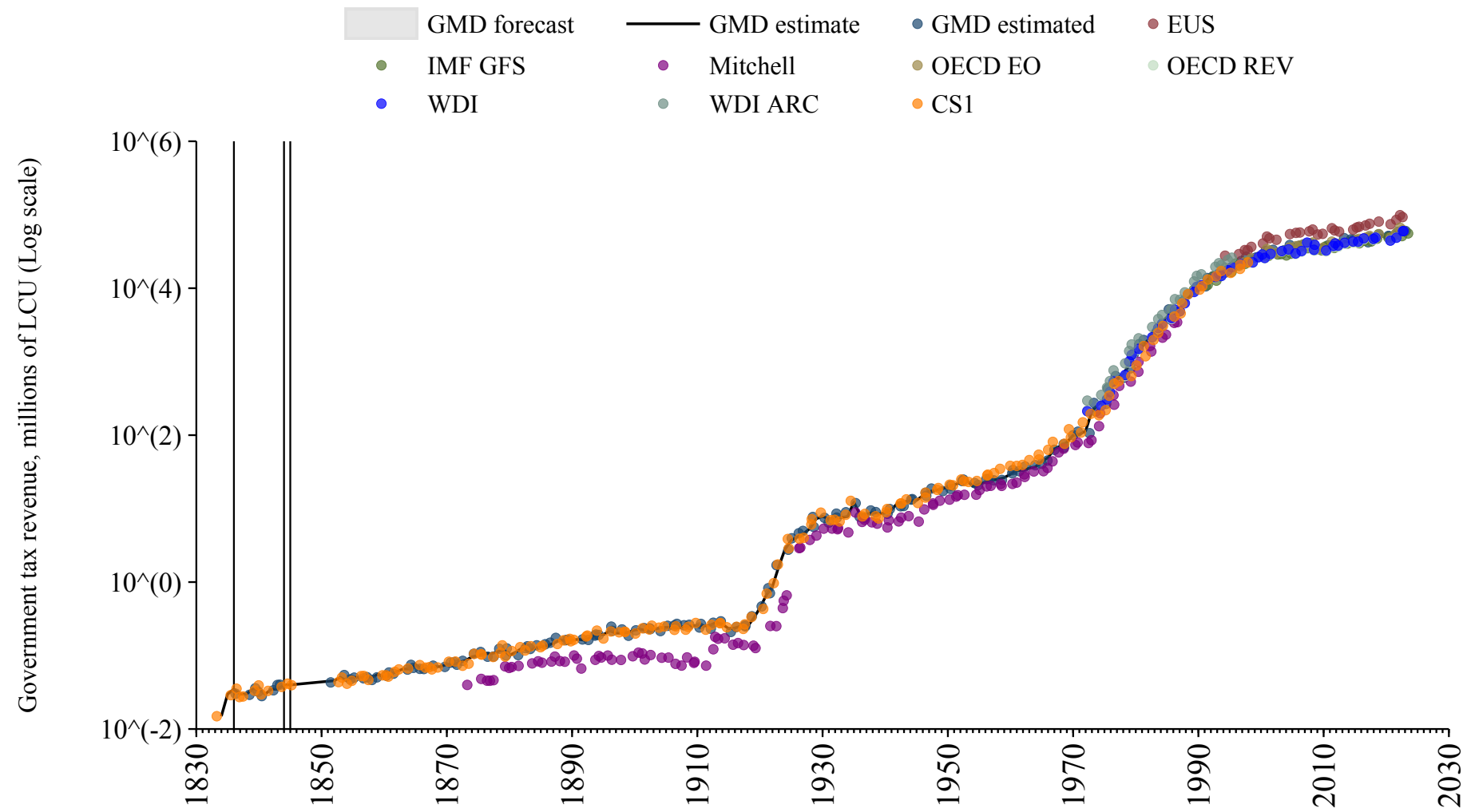
# Poland

Source	Time span	Notes
<a href="#">Mitchell (2013)</a>	1922 - 1937	Spliced using overlapping data in 1938: (ratio = 94.4%).
<a href="#">World Bank (Archives) (1999)</a>	1984 - 1988	Spliced using overlapping data in 1989: (ratio = 97.1%).
<a href="#">OECD (2024)</a>	1989 - 1993	Spliced using overlapping data in 1994: (ratio = 98.6%).
<a href="#">World Bank (2024)</a>	1994 - 1994	Spliced using overlapping data in 1995.
<a href="#">OECD Economic Outlook (2024)</a>	1995 - 2023	Baseline source, overlaps with base year 2018.



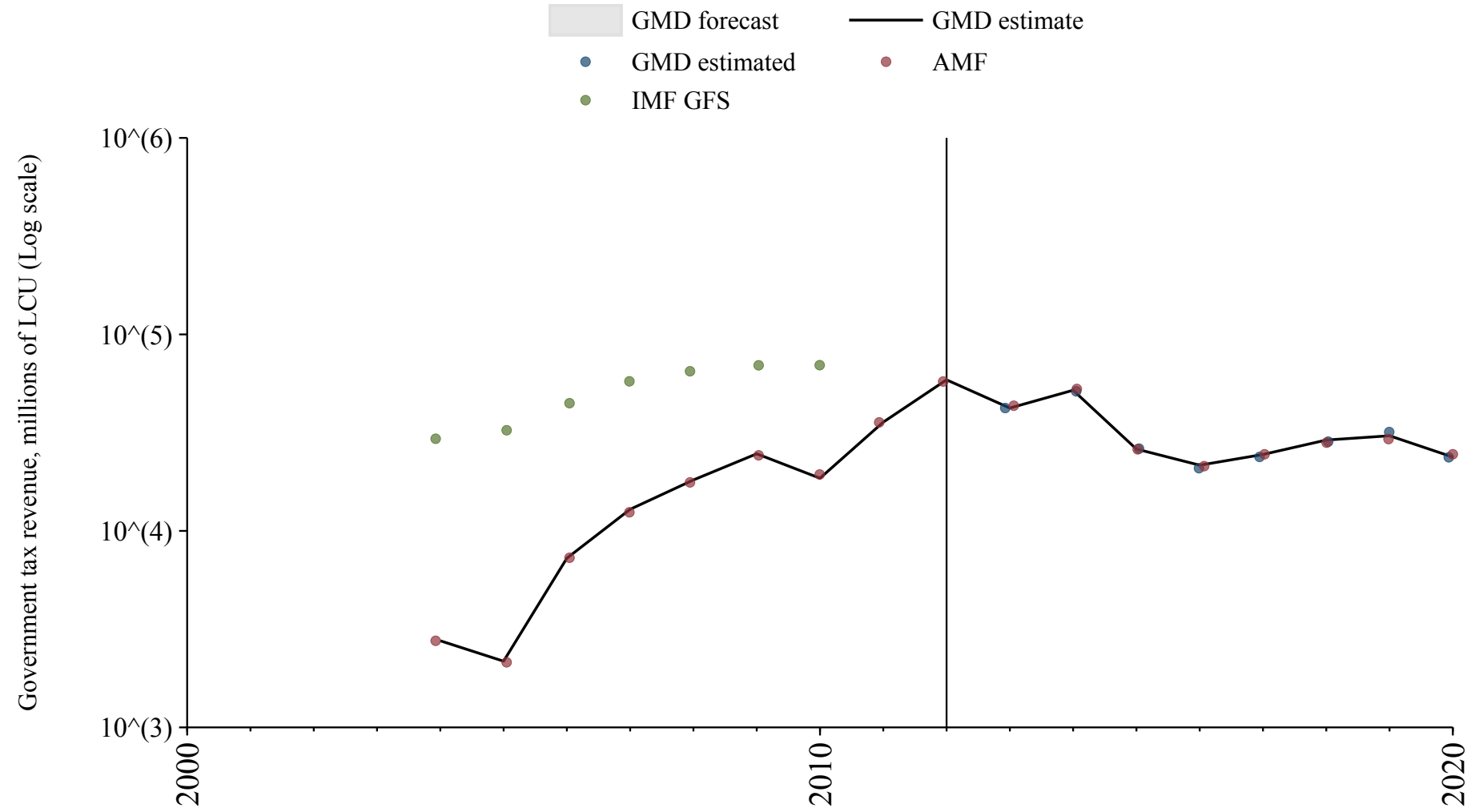
# Portugal

Source	Time span	Notes
<a href="#">Instituto Nacional de Estatística (2001)</a>	1834 - 1953	Spliced using overlapping data in 1954.
<a href="#">Mitchell (2013)</a>	1954 - 1972	Spliced using overlapping data in 1973.
<a href="#">World Bank (2024)</a>	1973 - 1994	Spliced using overlapping data in 1995.
<a href="#">OECD Economic Outlook (2024)</a>	1995 - 2023	Baseline source, overlaps with base year 2018.



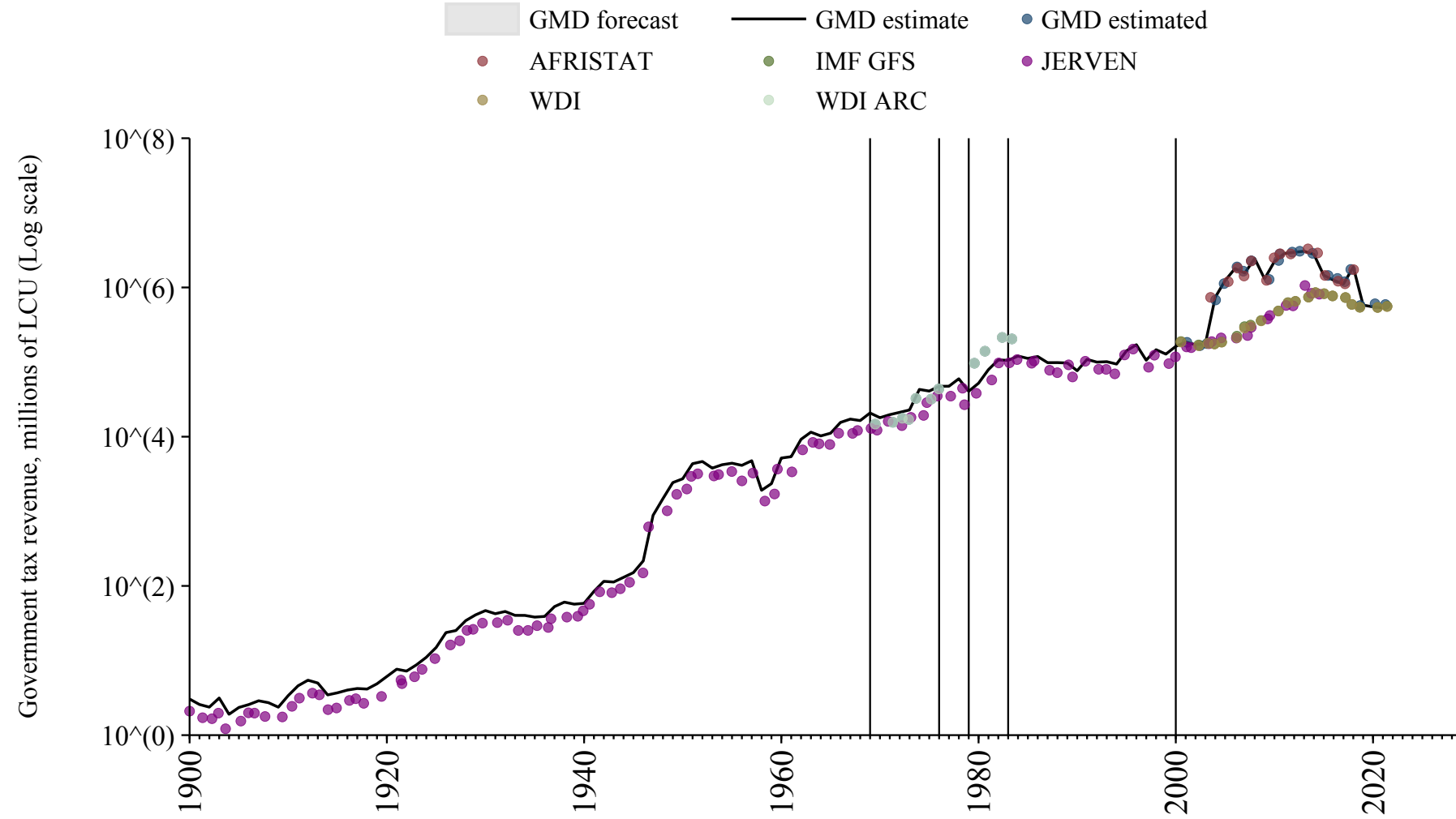
# Qatar

Source	Time span	Notes
<a href="#">Arab Monetary Fund (2024)</a>	2004 - 2020	Baseline source, overlaps with base year 2018.



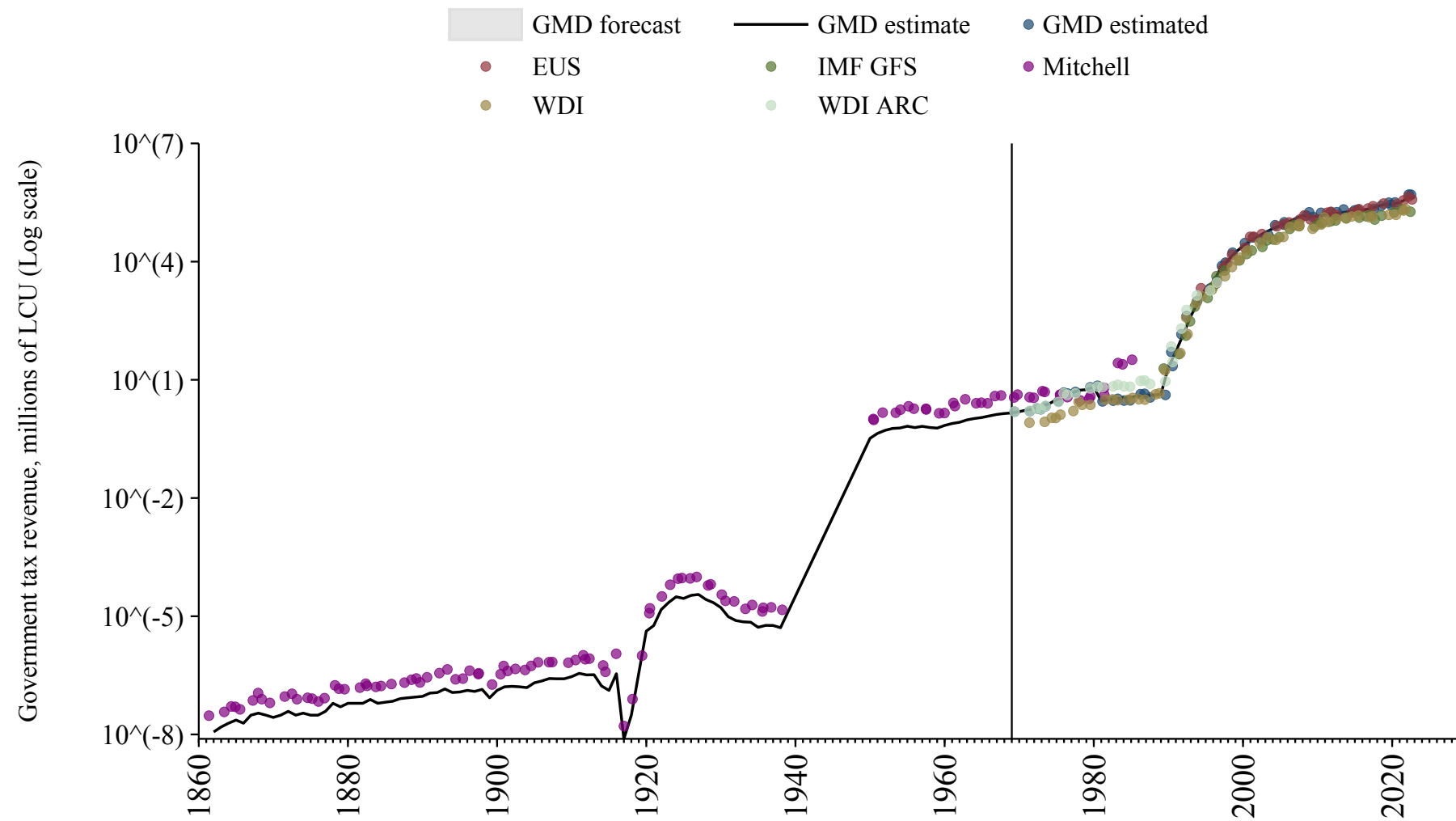
## Republic of the Congo

Source	Time span	Notes
<a href="#">Albers et al. (2023)</a>	1900 - 1969	Spliced using overlapping data in 1970: (ratio = 145.1%).
<a href="#">World Bank (Archives) (1999)</a>	1970 - 1976	Spliced using overlapping data in 1977: (ratio = 122.1%).
<a href="#">Albers et al. (2023)</a>	1977 - 1979	Spliced using overlapping data in 1980: (ratio = 142.9%).
<a href="#">World Bank (Archives) (1999)</a>	1980 - 1983	Spliced using overlapping data in 1984: (ratio = 53.6%).
<a href="#">Albers et al. (2023)</a>	1984 - 2000	Spliced using overlapping data in 2001: (ratio = 120.9%).
<a href="#">World Bank (2024)</a>	2001 - 2003	Spliced using overlapping data in 2004.
<a href="#">African Union (2024)</a>	2004 - 2018	Spliced using overlapping data in 2019.
<a href="#">World Bank (2024)</a>	2019 - 2021	Spliced using overlapping data in 2022.



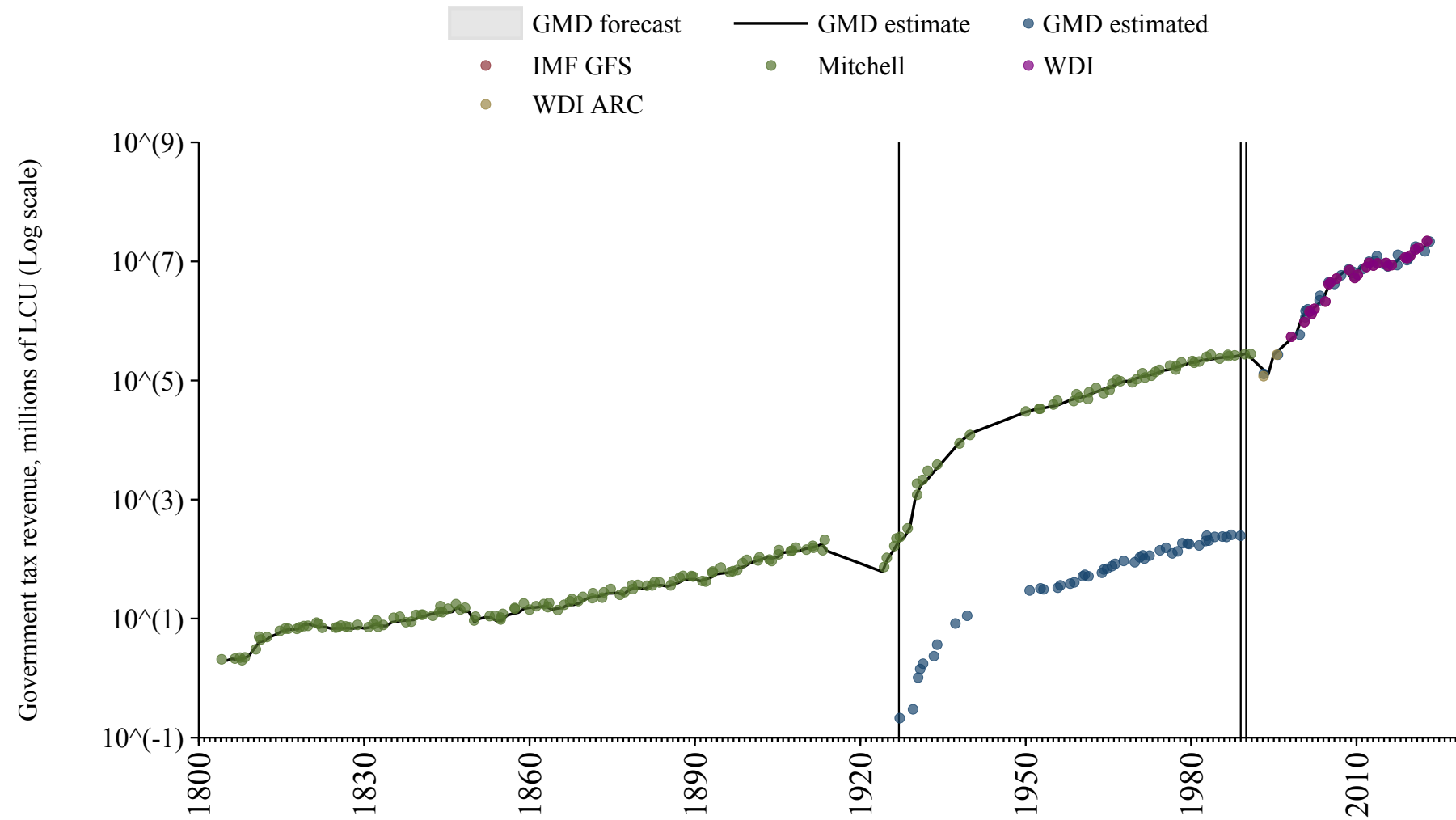
## Romania

Source	Time span	Notes
<a href="#">Mitchell (2013)</a>	1862 - 1969	Spliced using overlapping data in 1970: (ratio = 38.6%).
<a href="#">Cox and Dincecco (2021)</a>	1970 - 1974	Spliced using overlapping data in 1975.
<a href="#">World Bank (Archives) (1999)</a>	1975 - 1980	Spliced using overlapping data in 1981.
<a href="#">World Bank (2024)</a>	1981 - 1994	Spliced using overlapping data in 1995.
<a href="#">Commission (2024)</a>	1995 - 2023	Baseline source, overlaps with base year 2018.



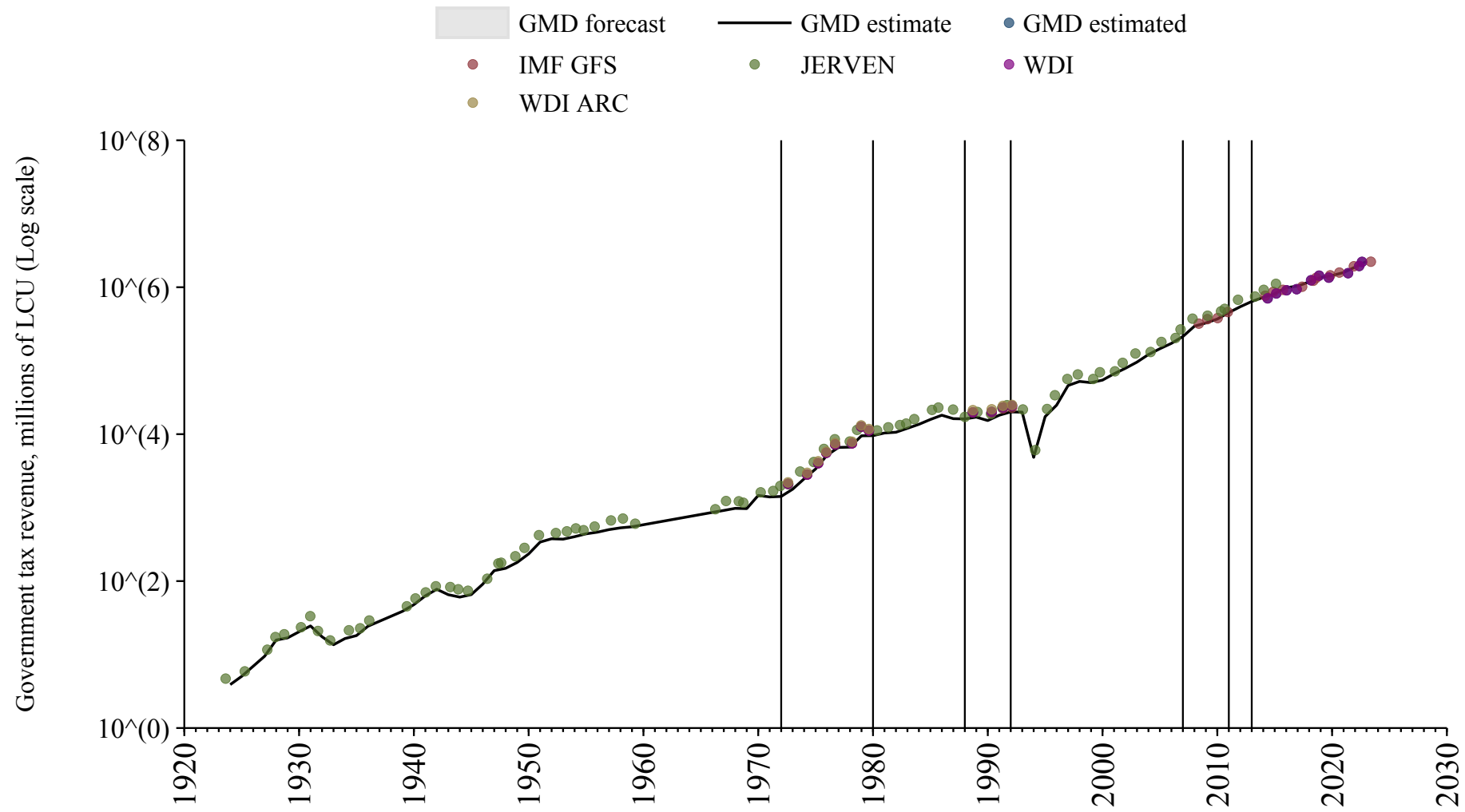
## Russian Federation

Source	Time span	Notes
<a href="#">Mitchell (2013)</a>	1805 - 1990	Spliced using overlapping data in 1991: (ratio = 94.5%).
<a href="#">World Bank (Archives) (1999)</a>	1991 - 1995	Spliced using overlapping data in 1996.
<a href="#">World Bank (2024)</a>	1996 - 2023	Baseline source, overlaps with base year 2018.



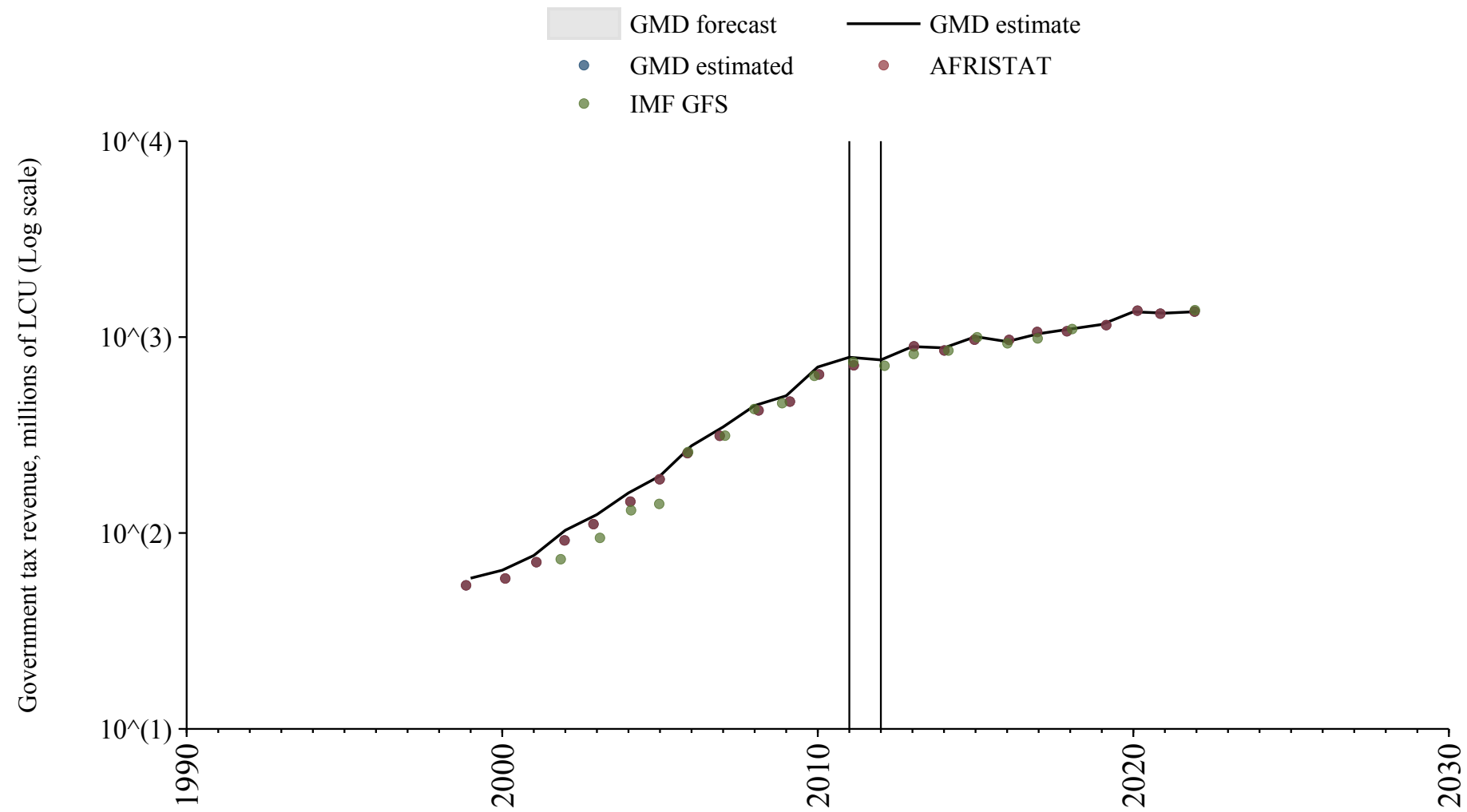
## Rwanda

Source	Time span	Notes
<a href="#">Albers et al. (2023)</a>	1924 - 1972	Spliced using overlapping data in 1973: (ratio = 82.8%).
<a href="#">World Bank (2024)</a>	1973 - 1980	Spliced using overlapping data in 1981: (ratio = 84.6%).
<a href="#">Albers et al. (2023)</a>	1981 - 1988	Spliced using overlapping data in 1989: (ratio = 84.4%).
<a href="#">World Bank (2024)</a>	1989 - 1992	Spliced using overlapping data in 1993: (ratio = 81.7%).
<a href="#">Albers et al. (2023)</a>	1993 - 2007	Spliced using overlapping data in 2008: (ratio = 83.4%).
<a href="#">International Monetary Fund (2024)</a>	2008 - 2011	Spliced using overlapping data in 2012: (ratio = 89.4%).
<a href="#">Albers et al. (2023)</a>	2012 - 2013	Spliced using overlapping data in 2014: (ratio = 84.1%).
<a href="#">World Bank (2024)</a>	2014 - 2023	Baseline source, overlaps with base year 2018.



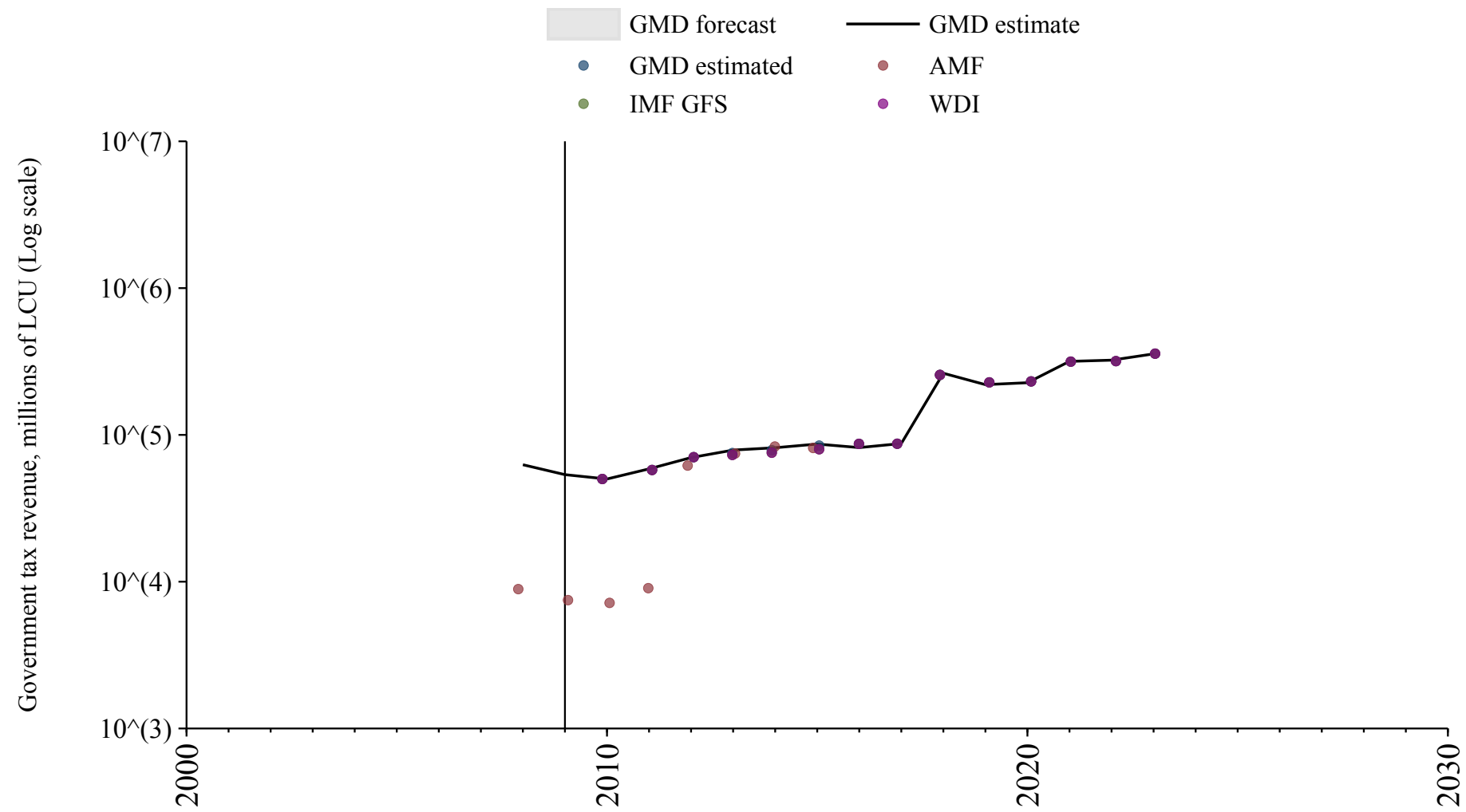
## Sao Tome and Principe

Source	Time span	Notes
<a href="#">African Union (2024)</a>	1999 - 2011	Spliced using overlapping data in 2012: (ratio = 108.7%).
<a href="#">International Monetary Fund (2024)</a>	2012 - 2012	Spliced using overlapping data in 2013: (ratio = 108.7%).
<a href="#">African Union (2024)</a>	2013 - 2022	Baseline source, overlaps with base year 2018.



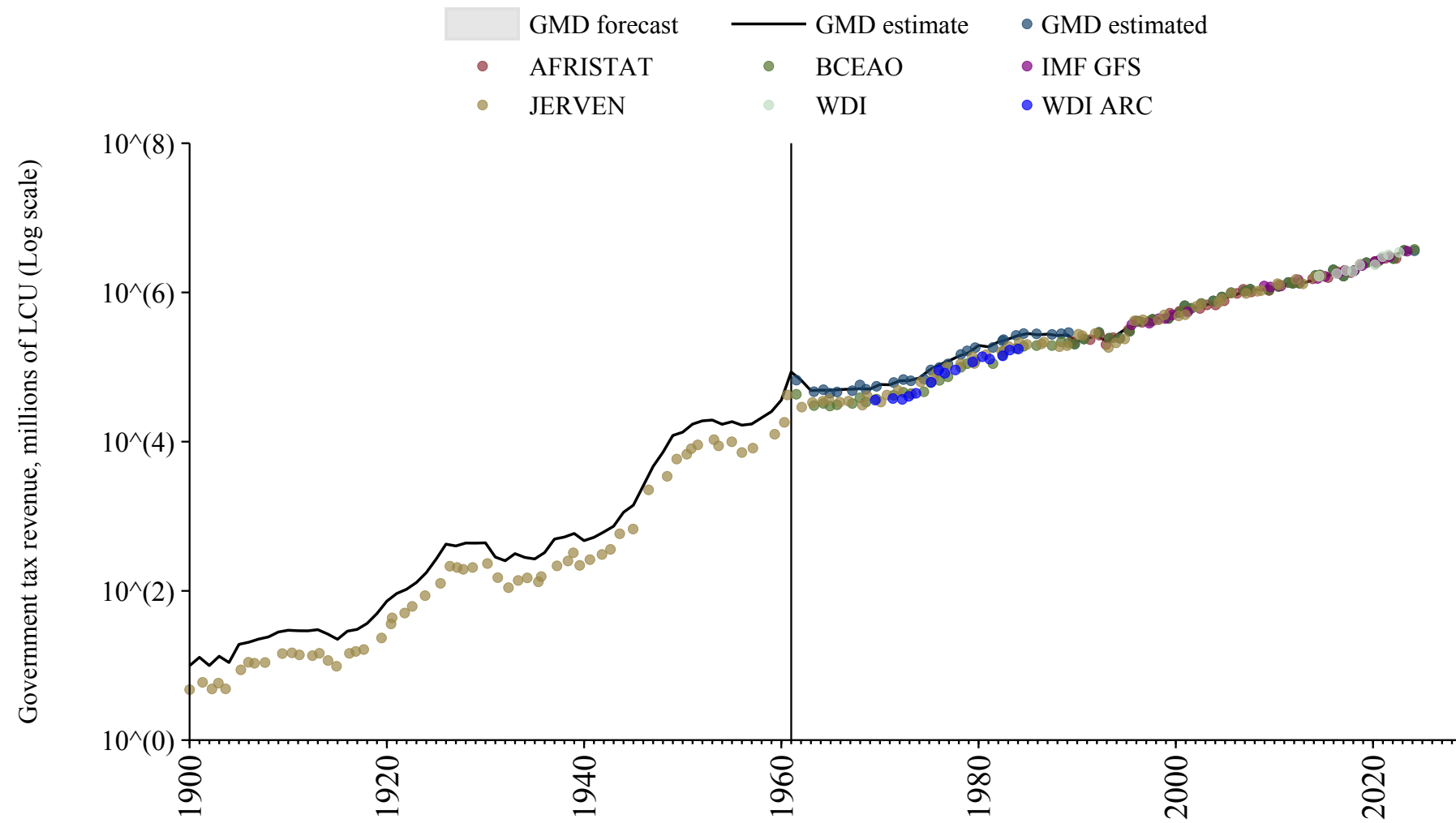
## Saudi Arabia

Source	Time span	Notes
<a href="#">Arab Monetary Fund (2024)</a>	2008 - 2009	Spliced using overlapping data in 2010: (ratio = 703.2%).
<a href="#">World Bank (2024)</a>	2010 - 2012	Spliced using overlapping data in 2013.
<a href="#">Arab Monetary Fund (2024)</a>	2013 - 2015	Spliced using overlapping data in 2016.
<a href="#">World Bank (2024)</a>	2016 - 2023	Baseline source, overlaps with base year 2018.



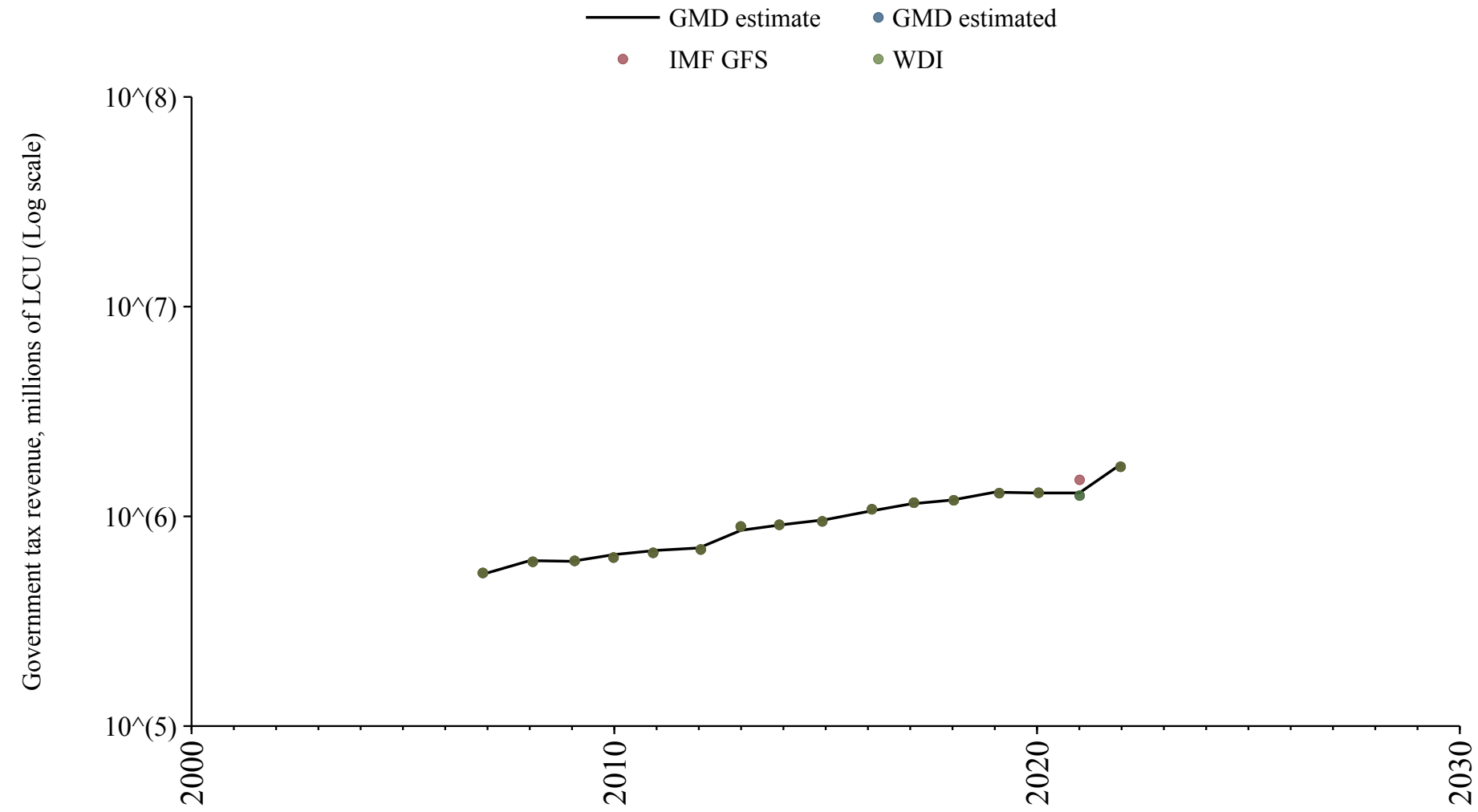
# Senegal

Source	Time span	Notes
<a href="#">Albers et al. (2023)</a>	1900 - 1961	Spliced using overlapping data in 1962: (ratio = 208.9%).
<a href="#">Banque centrale des États de l'Afrique de l'Ouest (2024)</a>	1962 - 1989	Spliced using overlapping data in 1990.
<a href="#">African Union (2024)</a>	1990 - 2022	Baseline source, overlaps with base year 2018.
<a href="#">Banque centrale des États de l'Afrique de l'Ouest (2024)</a>	2023 - 2024	Spliced using overlapping data in 2025.



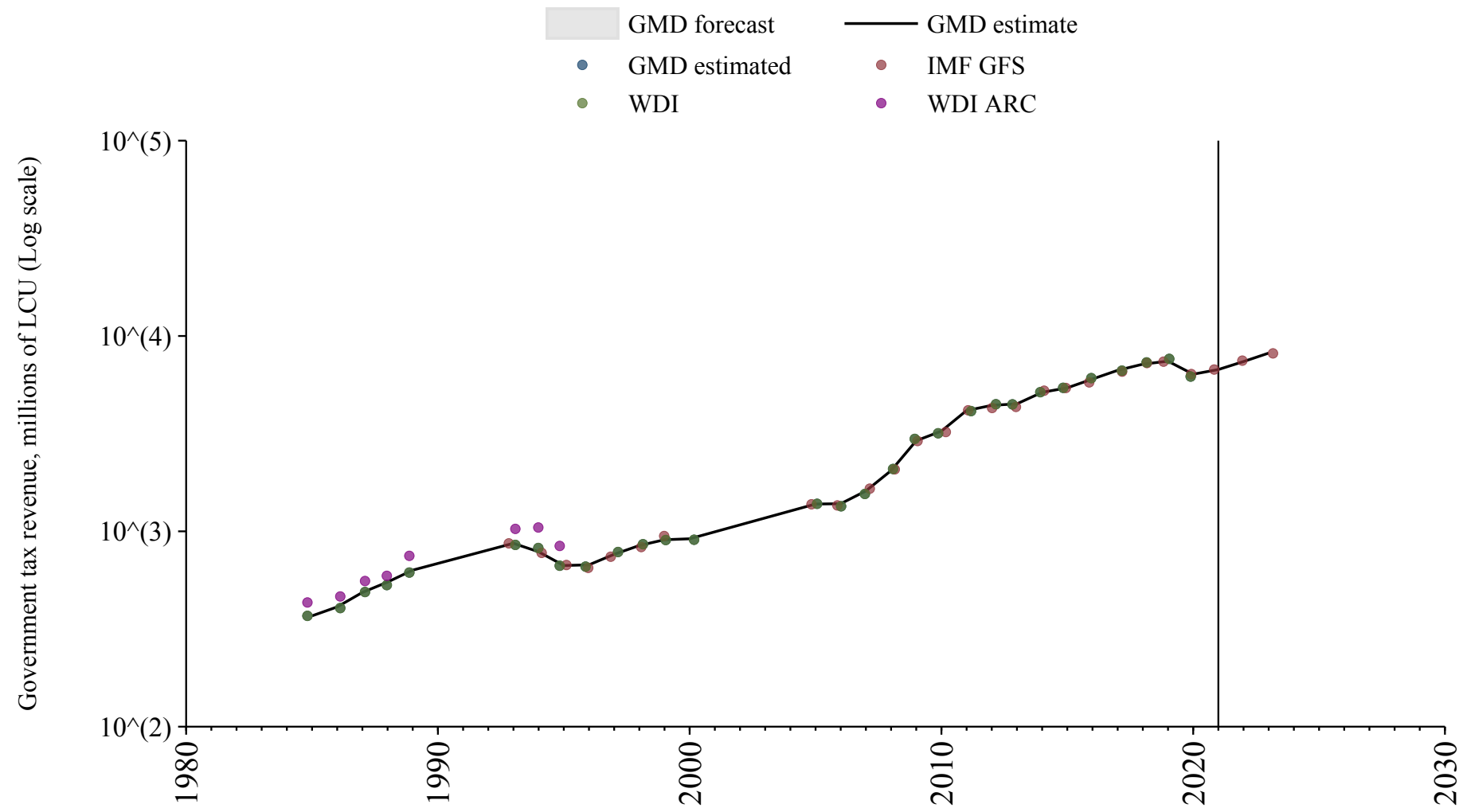
## Serbia

Source	Time span	Notes
<a href="#">World Bank (2024)</a>	2007 - 2022	Baseline source, overlaps with base year 2018.



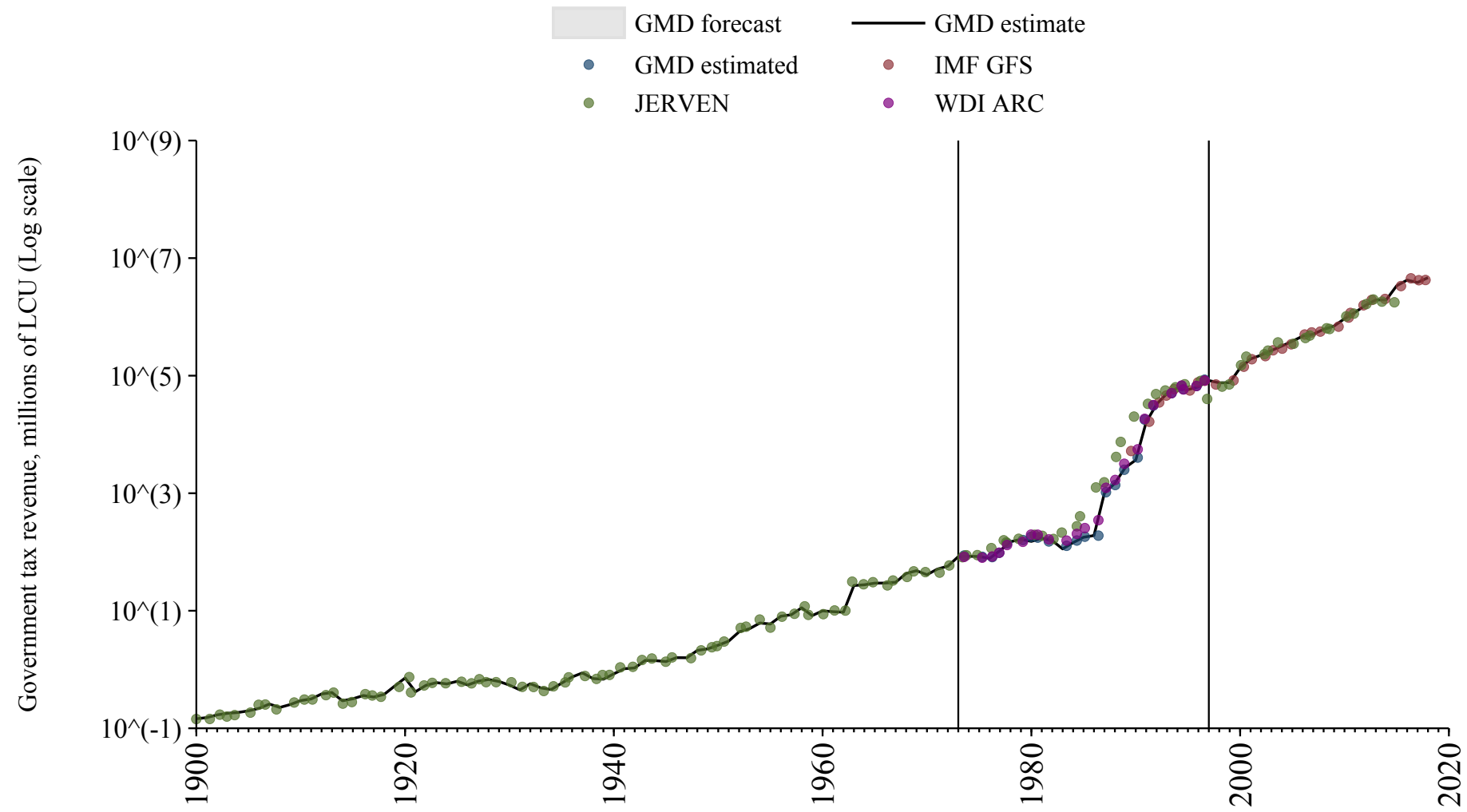
## Seychelles

Source	Time span	Notes
<a href="#">World Bank (2024)</a>	1985 - 2020	Baseline source, overlaps with base year 2018.
<a href="#">International Monetary Fund (2024)</a>	2021 - 2023	Spliced using overlapping data in 2024.



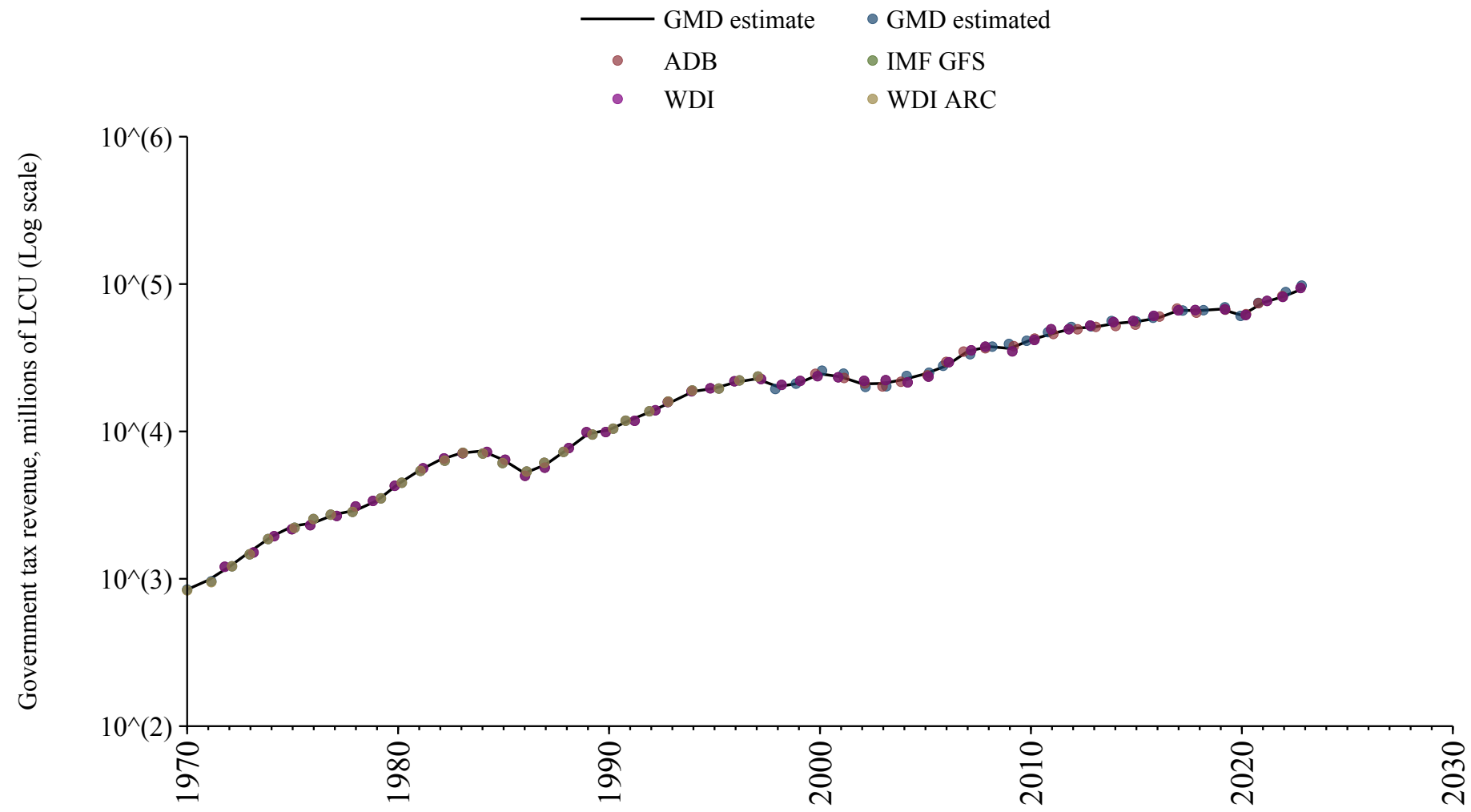
## Sierra Leone

Source	Time span	Notes
<a href="#">Albers et al. (2023)</a>	1900 - 1973	Spliced using overlapping data in 1974: (ratio = 100.9%).
<a href="#">World Bank (Archives) (1999)</a>	1974 - 1997	Spliced using overlapping data in 1998: (ratio = 96.8%).
<a href="#">International Monetary Fund (2024)</a>	1998 - 2018	Spliced using overlapping data in 2019.



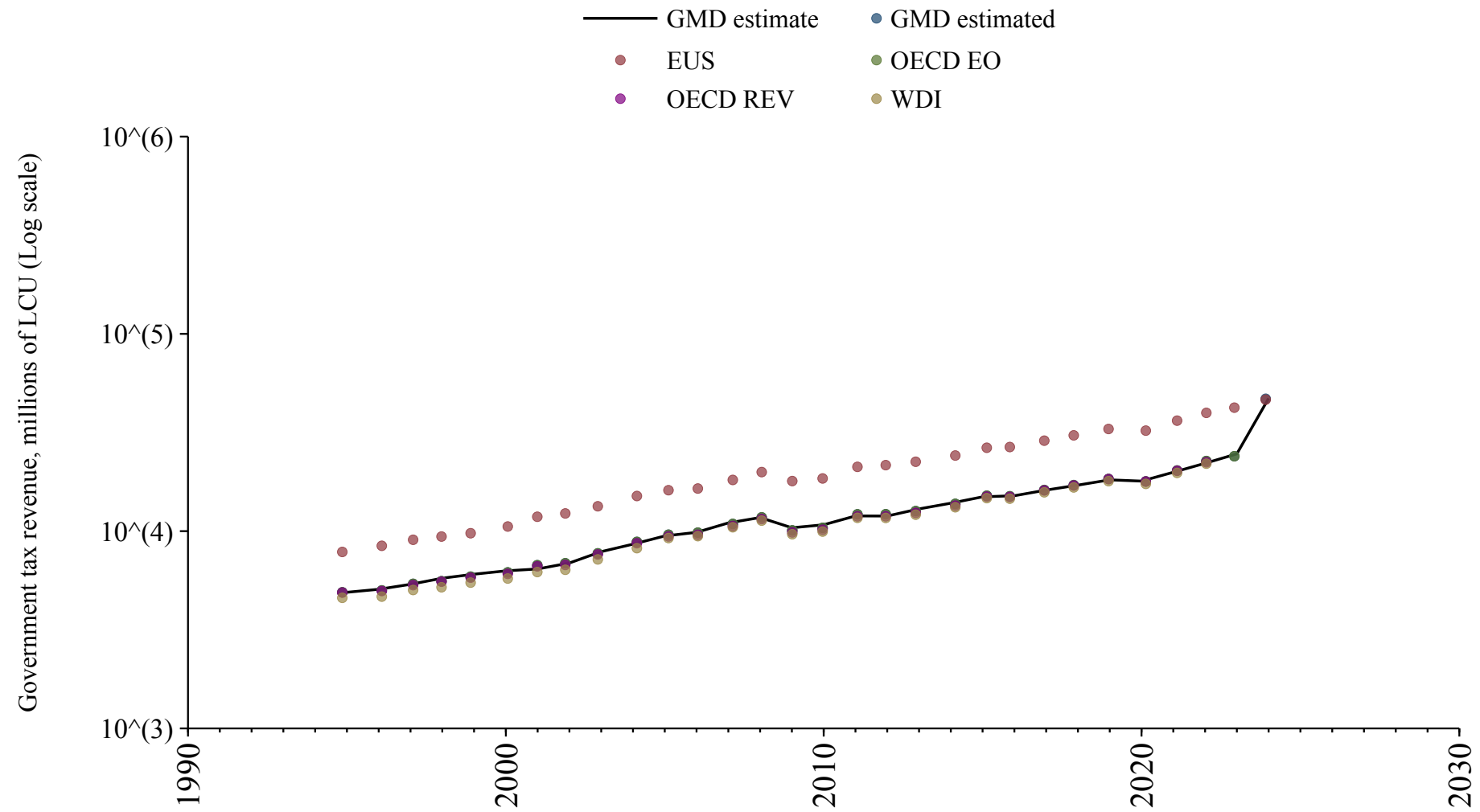
# Singapore

Source	Time span	Notes
<a href="#">World Bank (Archives) (1999)</a>	1970 - 1971	Spliced using overlapping data in 1972.
<a href="#">World Bank (2024)</a>	1972 - 2023	Baseline source, overlaps with base year 2018.



## Slovakia

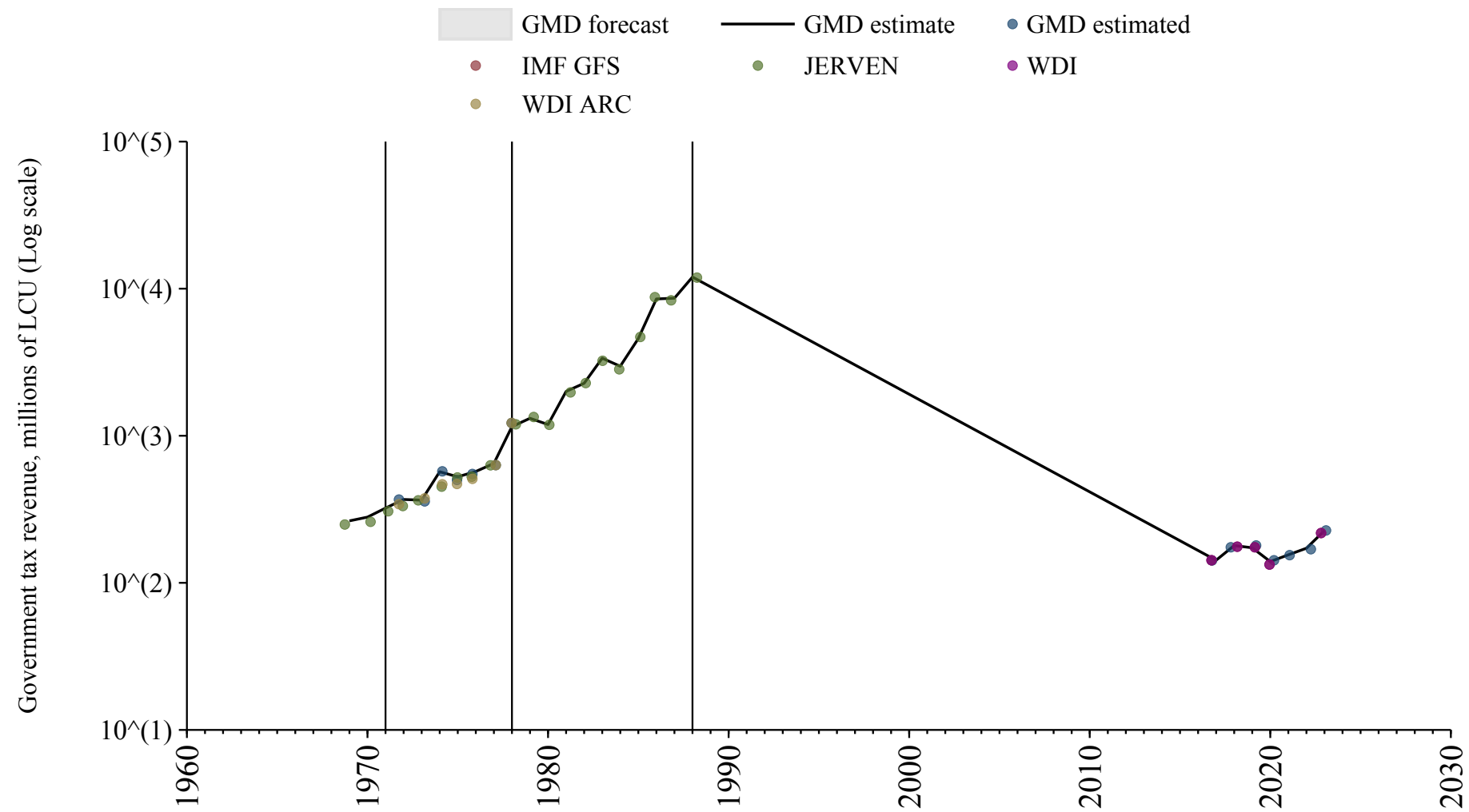
Source	Time span	Notes
<a href="#">OECD Economic Outlook (2024)</a>	1995 - 2023	Baseline source, overlaps with base year 2018.
<a href="#">Commission (2024)</a>	2024 - 2024	Spliced using overlapping data in 2025.





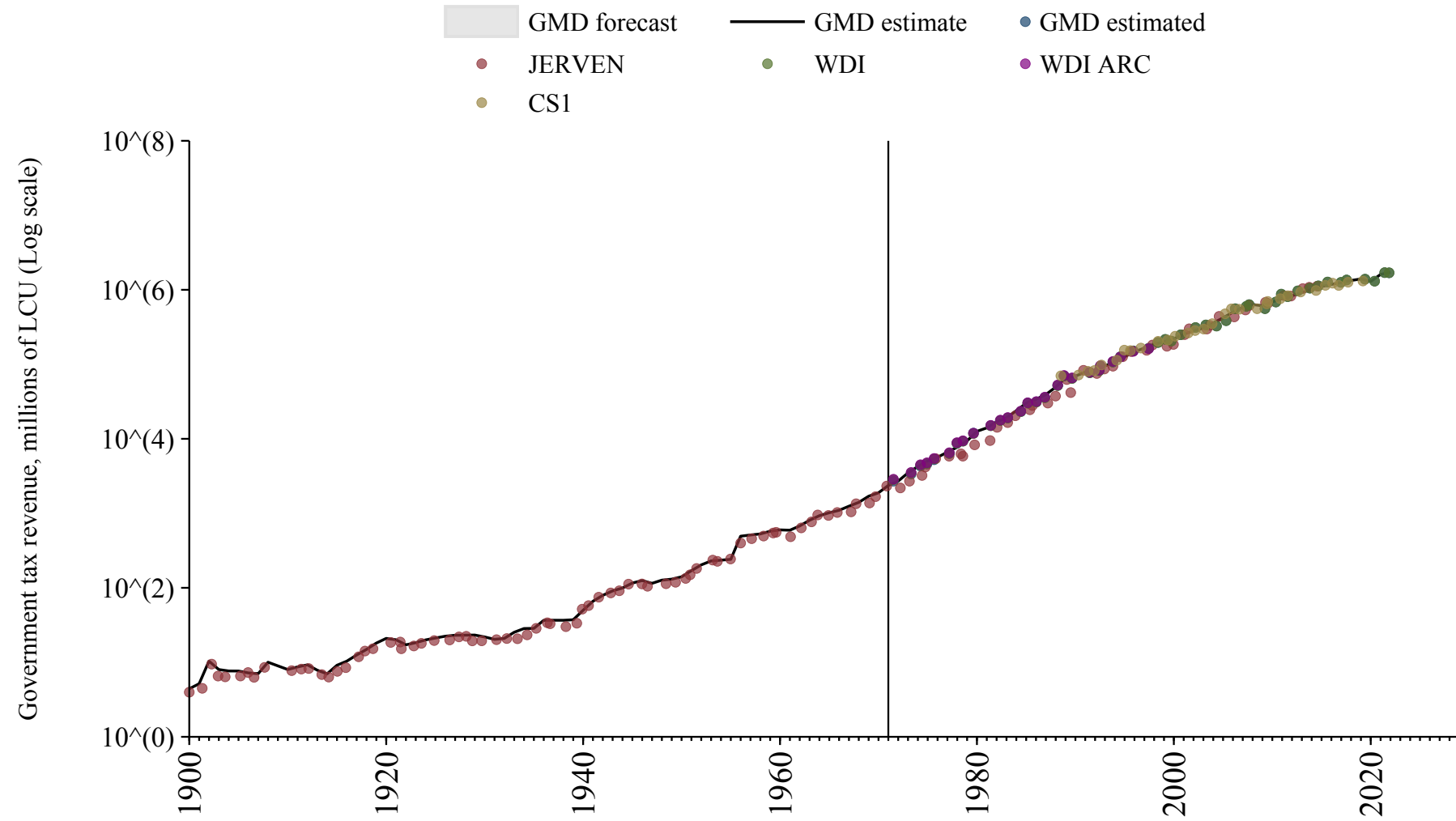
## Somalia

Source	Time span	Notes
<a href="#">Albers et al. (2023)</a>	1969 - 1971	Spliced using overlapping data in 1972: (ratio = 105.8%).
<a href="#">World Bank (Archives) (1999)</a>	1972 - 1978	Spliced using overlapping data in 1979: (ratio = 100.2%).
<a href="#">Albers et al. (2023)</a>	1979 - 1988	Spliced using overlapping data in 1989.
<a href="#">World Bank (2024)</a>	1989 - 2023	Baseline source, overlaps with base year 2018.



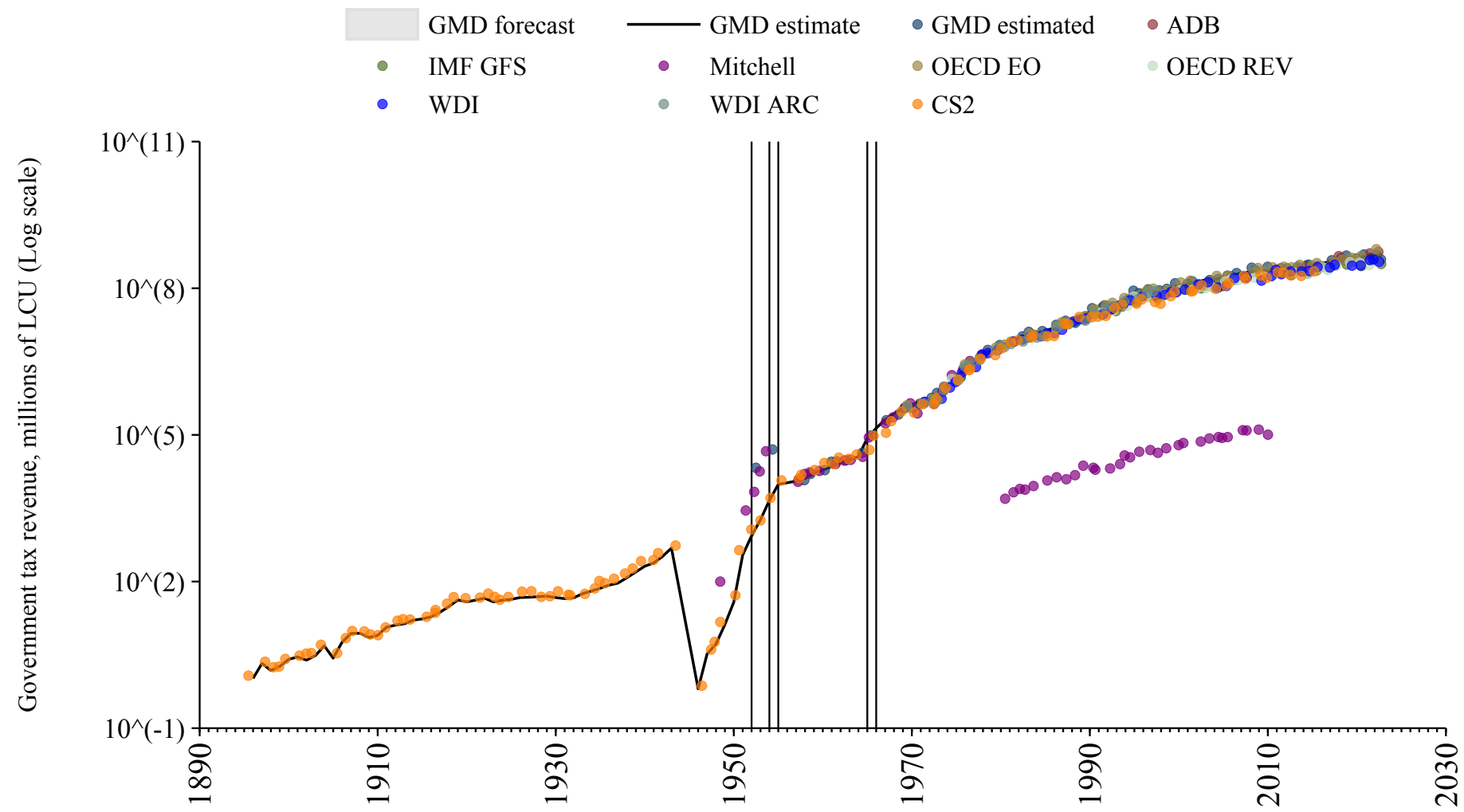
## South Africa

Source	Time span	Notes
<a href="#">Albers et al. (2023)</a>	1900 - 1971	Spliced using overlapping data in 1972: (ratio = 111.2%).
<a href="#">World Bank (2024)</a>	1972 - 2022	Baseline source, overlaps with base year 2018.



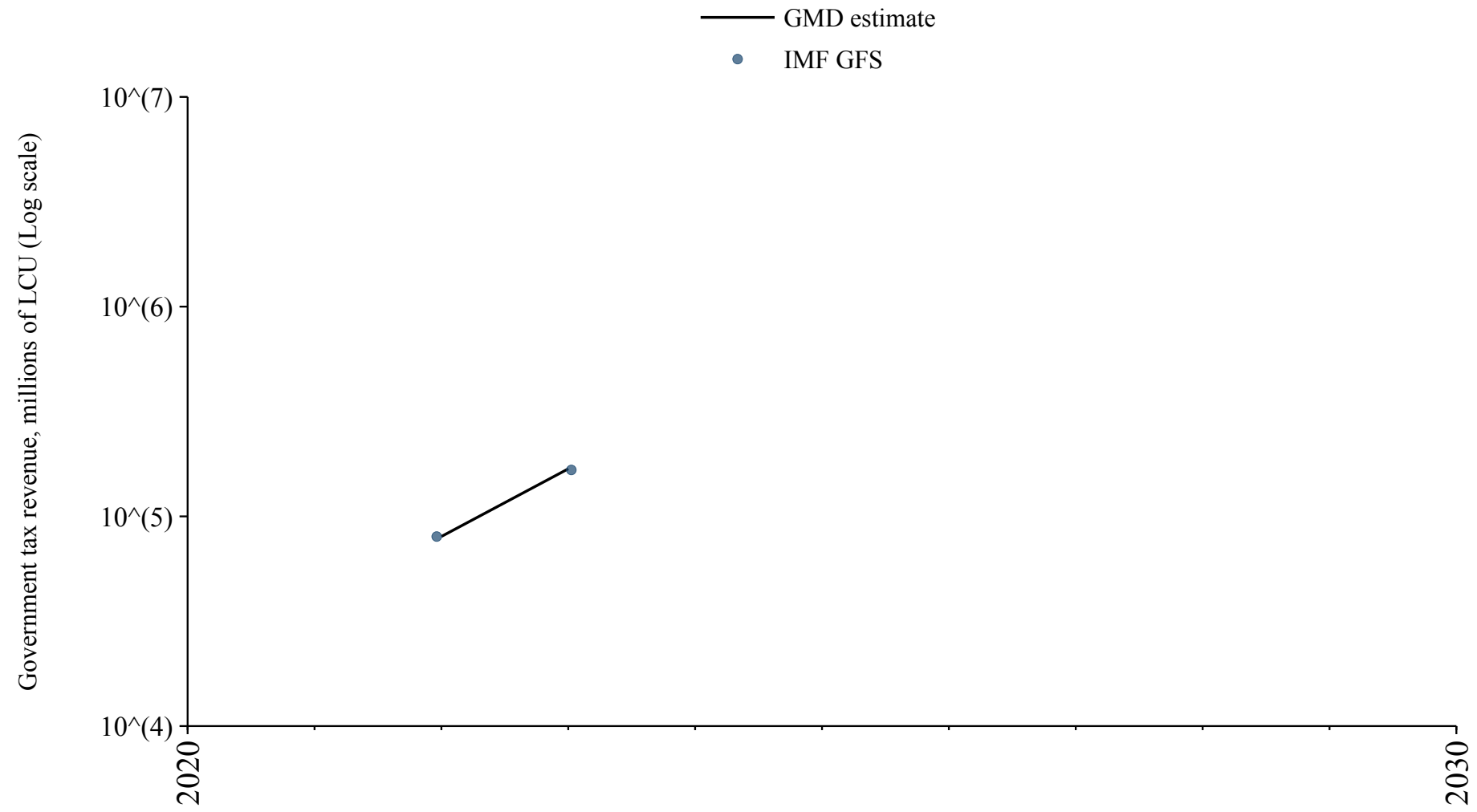
## South Korea

Source	Time span	Notes
<a href="#">Cha et al. (2022)</a>	1896 - 1952	Spliced using overlapping data in 1953: (ratio = 87.7%).
<a href="#">Mitchell (2013)</a>	1953 - 1954	Spliced using overlapping data in 1955: (ratio = 8.6%).
<a href="#">Cha et al. (2022)</a>	1955 - 1955	Spliced using overlapping data in 1956: (ratio = 88%).
<a href="#">Mitchell (2013)</a>	1956 - 1965	Spliced using overlapping data in 1966: (ratio = 93.8%).
<a href="#">Cha et al. (2022)</a>	1966 - 1966	Spliced using overlapping data in 1967: (ratio = 157.4%).
<a href="#">Mitchell (2013)</a>	1967 - 1969	Spliced using overlapping data in 1970.
<a href="#">OECD Economic Outlook (2024)</a>	1970 - 2022	Baseline source, overlaps with base year 2018.
<a href="#">World Bank (2024)</a>	2023 - 2023	Spliced using overlapping data in 2024.



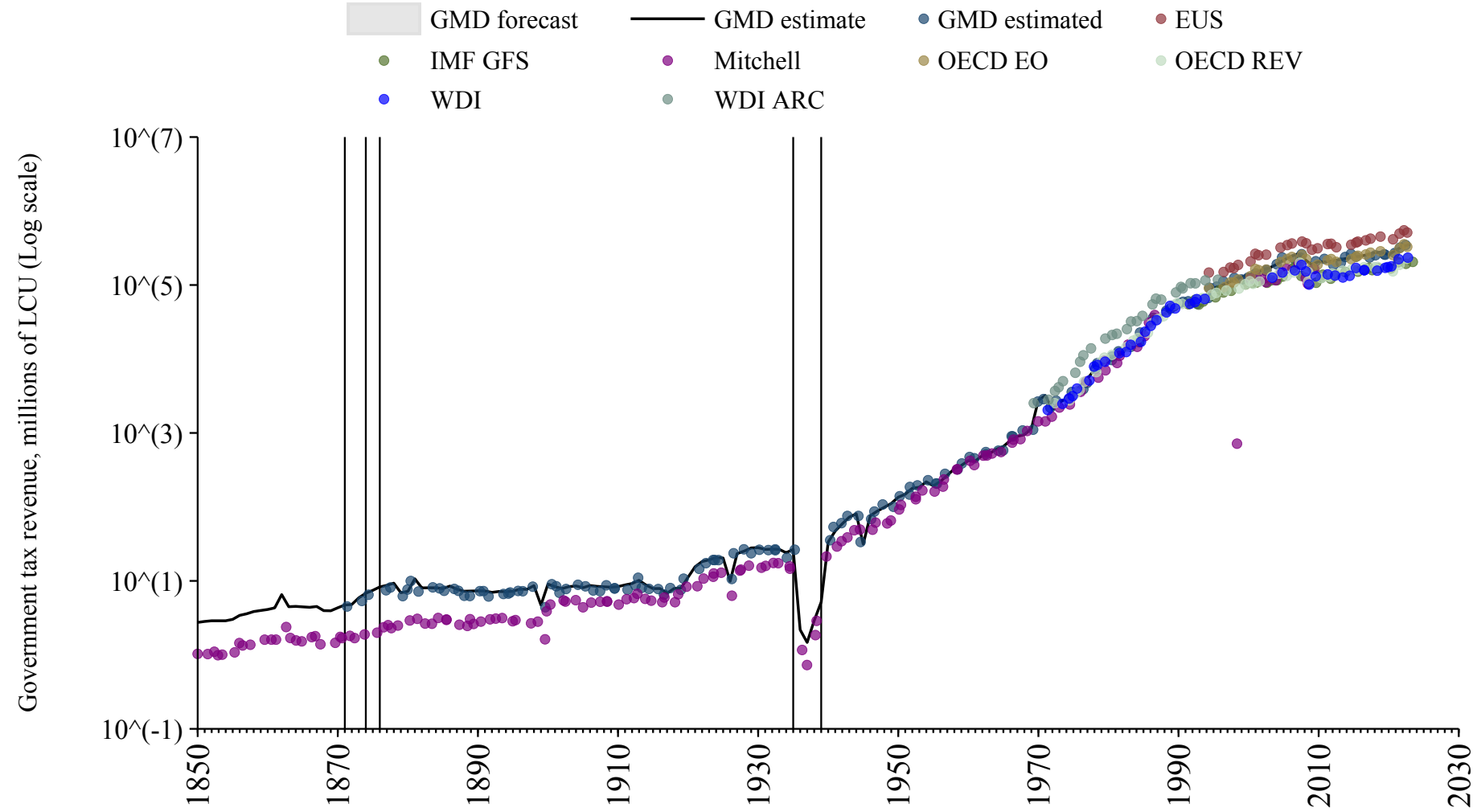
## South Sudan

Source	Time span	Notes
<a href="#">International Monetary Fund (2024)</a>	2022 - 2023	Spliced using overlapping data in 2024.



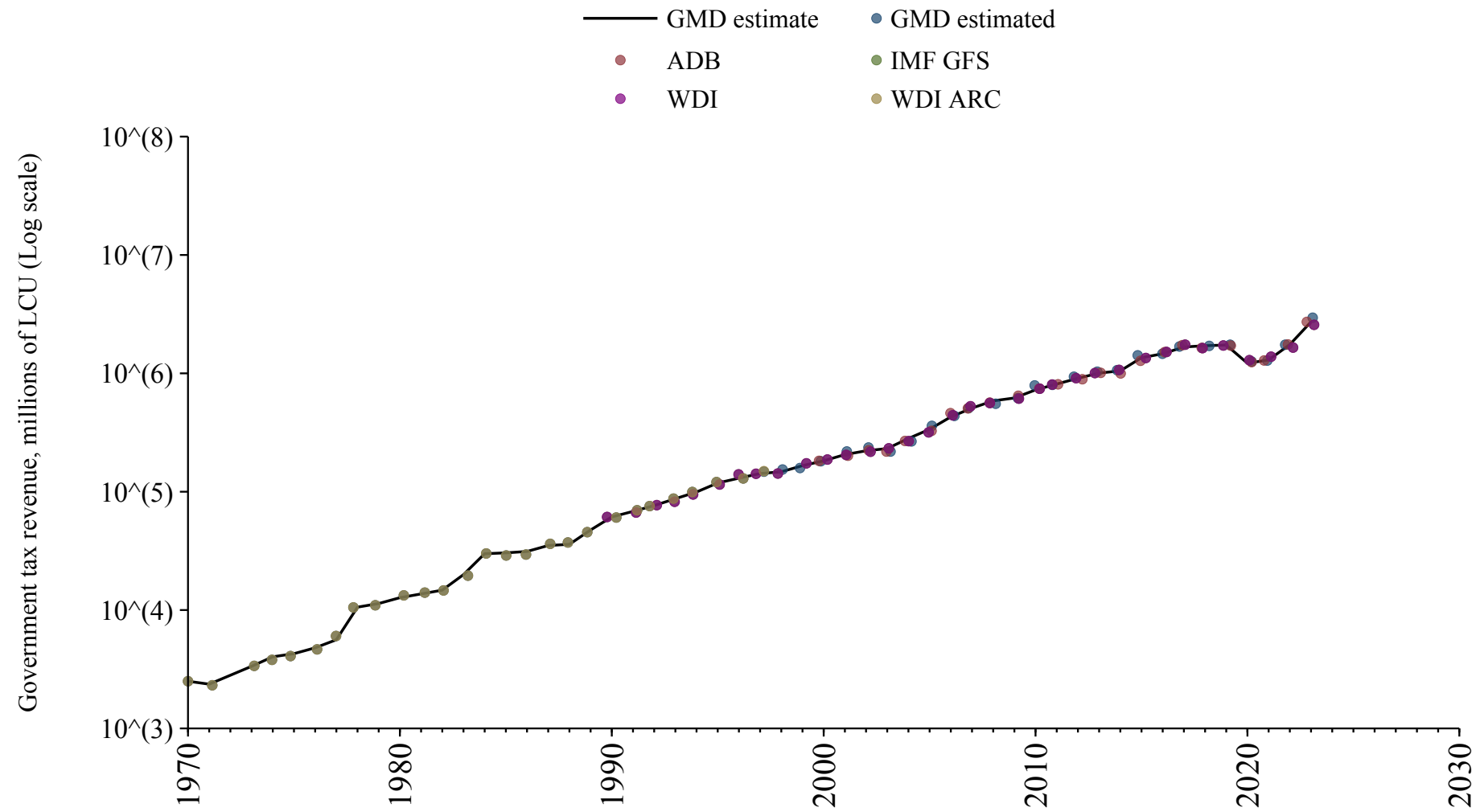
# Spain

Source	Time span	Notes
<a href="#">Mitchell (2013)</a>	1850 - 1871	Spliced using overlapping data in 1872: (ratio = 266.3%).
<a href="#">Cox and Dincecco (2021)</a>	1872 - 1874	Spliced using overlapping data in 1875: (ratio = 106.3%).
<a href="#">Mitchell (2013)</a>	1875 - 1876	Spliced using overlapping data in 1877: (ratio = 370.9%).
<a href="#">Cox and Dincecco (2021)</a>	1877 - 1900	Spliced using overlapping data in 1901: (ratio = 106.1%).
<a href="#">Mitchell (2013)</a>	1901 - 1969	Spliced using overlapping data in 1970: (ratio = 106.1%).
<a href="#">World Bank (Archives) (1999)</a>	1970 - 1971	Spliced using overlapping data in 1972.
<a href="#">World Bank (2024)</a>	1972 - 1994	Spliced using overlapping data in 1995.
<a href="#">OECD Economic Outlook (2024)</a>	1995 - 2023	Baseline source, overlaps with base year 2018.



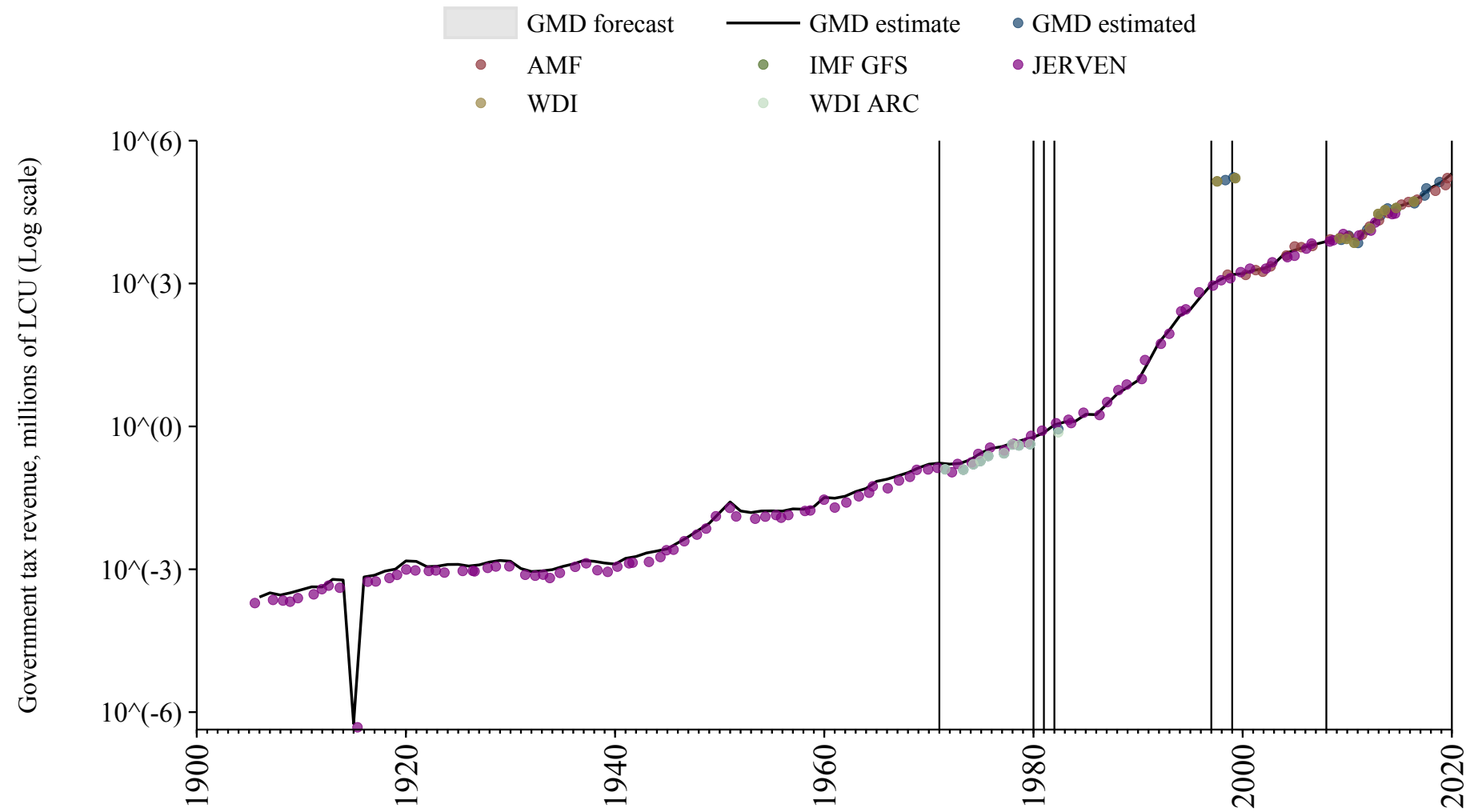
## Sri Lanka

Source	Time span	Notes
<a href="#">World Bank (Archives) (1999)</a>	1970 - 1989	Spliced using overlapping data in 1990.
<a href="#">World Bank (2024)</a>	1990 - 2023	Baseline source, overlaps with base year 2018.



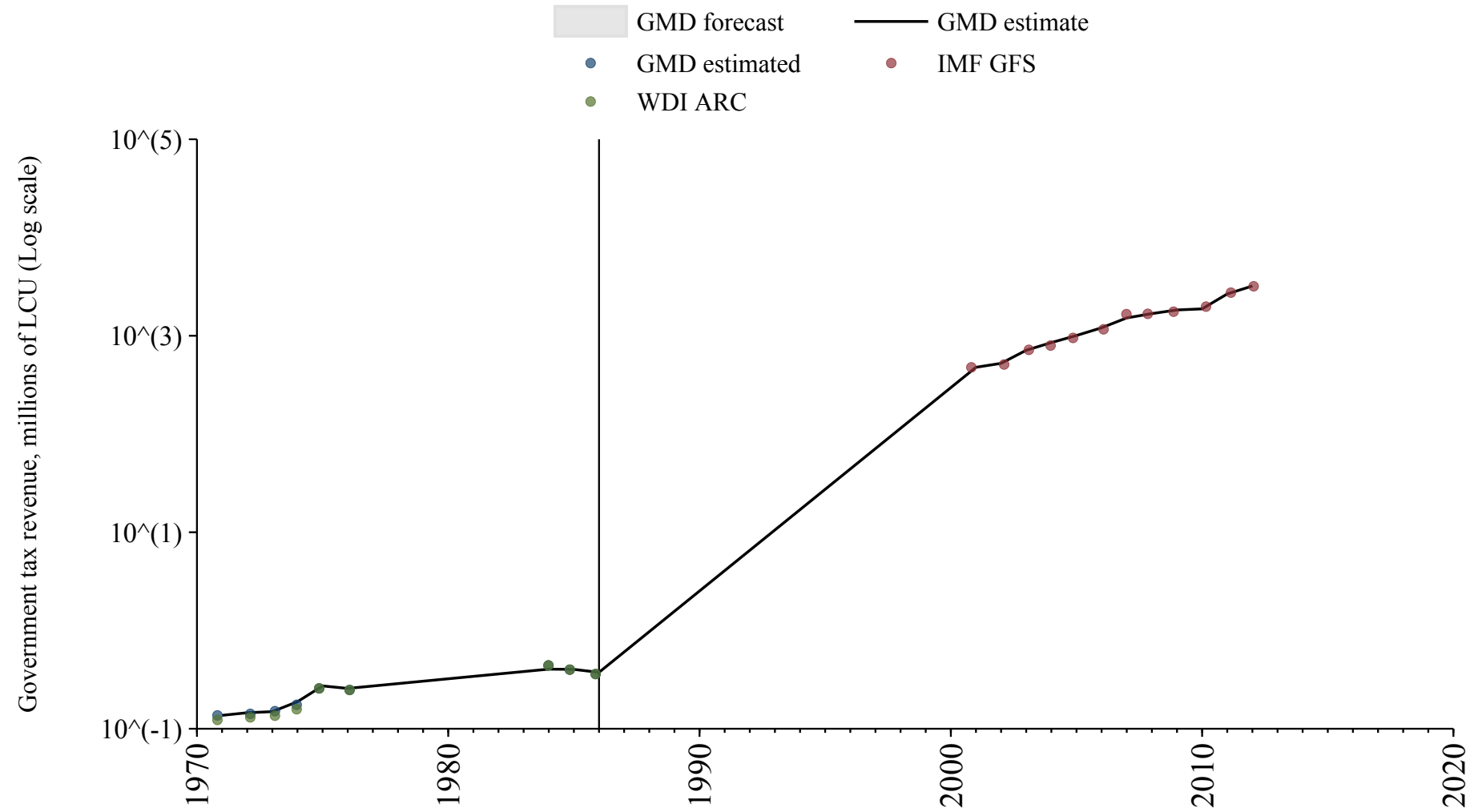
## Sudan

Source	Time span	Notes
<a href="#">Albers et al. (2023)</a>	1906 - 1971	Spliced using overlapping data in 1972: (ratio = 133.4%).
<a href="#">World Bank (Archives) (1999)</a>	1972 - 1980	Spliced using overlapping data in 1981: (ratio = 128.4%).
<a href="#">Albers et al. (2023)</a>	1981 - 1981	Spliced using overlapping data in 1982: (ratio = 99.5%).
<a href="#">World Bank (Archives) (1999)</a>	1982 - 1982	Spliced using overlapping data in 1983: (ratio = 136.5%).
<a href="#">Albers et al. (2023)</a>	1983 - 1997	Spliced using overlapping data in 1998: (ratio = 99.5%).
<a href="#">World Bank (2024)</a>	1998 - 1999	Spliced using overlapping data in 2000: (ratio = .9%).
<a href="#">Arab Monetary Fund (2024)</a>	2000 - 2008	Spliced using overlapping data in 2009: (ratio = 100.5%).
<a href="#">World Bank (2024)</a>	2009 - 2012	Spliced using overlapping data in 2013.
<a href="#">Arab Monetary Fund (2024)</a>	2013 - 2020	Baseline source, overlaps with base year 2018.



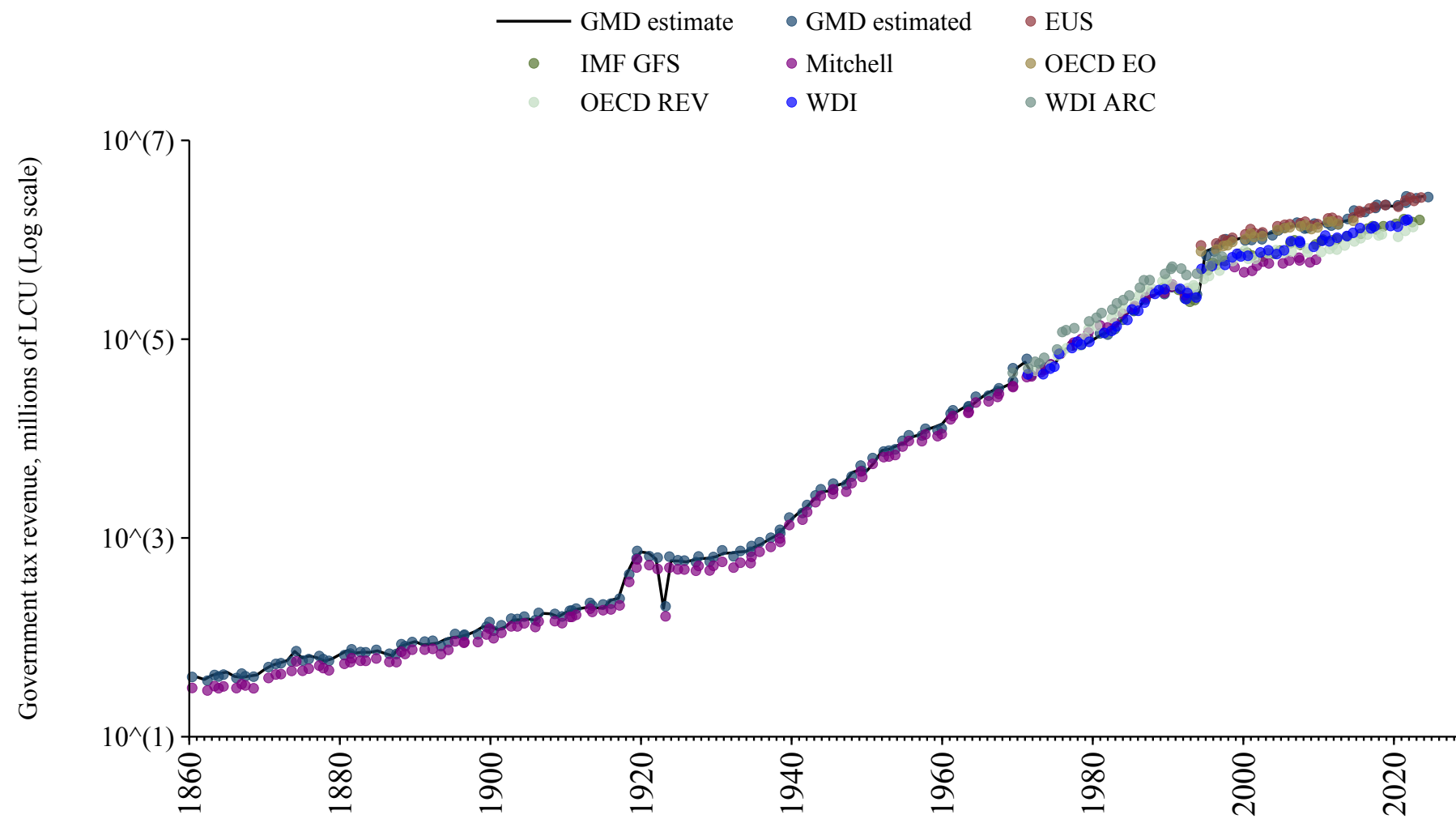
# Suriname

Source	Time span	Notes
<a href="#">World Bank (Archives) (1999)</a>	1971 - 1986	Spliced using overlapping data in 1987.
<a href="#">International Monetary Fund (2024)</a>	1987 - 2012	Spliced using overlapping data in 2013.



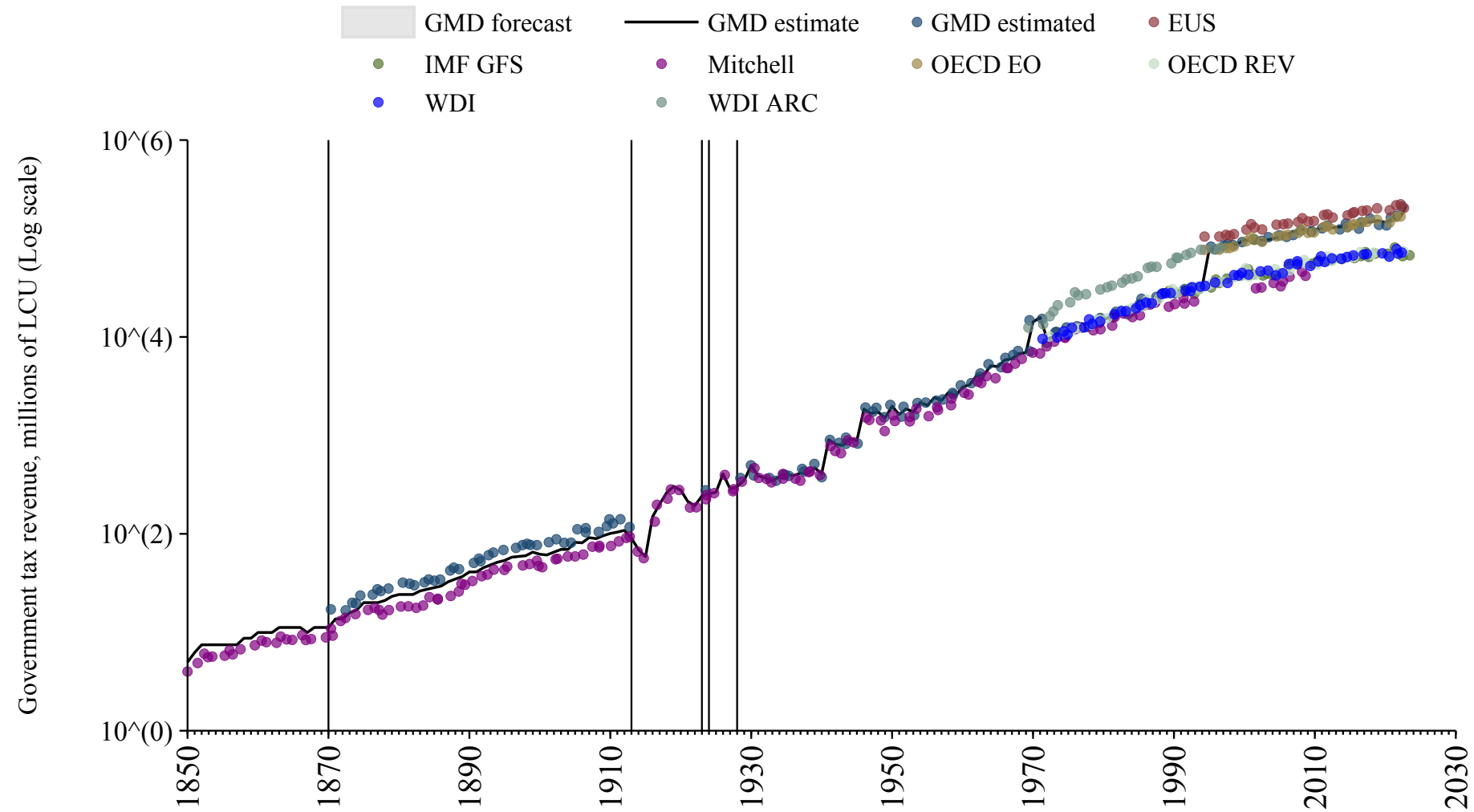
## Sweden

Source	Time span	Notes
<a href="#">Mitchell (2013)</a>	1861 - 1969	Spliced using overlapping data in 1970.
<a href="#">World Bank (Archives) (1999)</a>	1970 - 1971	Spliced using overlapping data in 1972.
<a href="#">World Bank (2024)</a>	1972 - 1994	Spliced using overlapping data in 1995.
<a href="#">OECD Economic Outlook (2024)</a>	1995 - 2014	Spliced using overlapping data in 2015.
<a href="#">Commission (2024)</a>	2015 - 2024	Baseline source, overlaps with base year 2018.



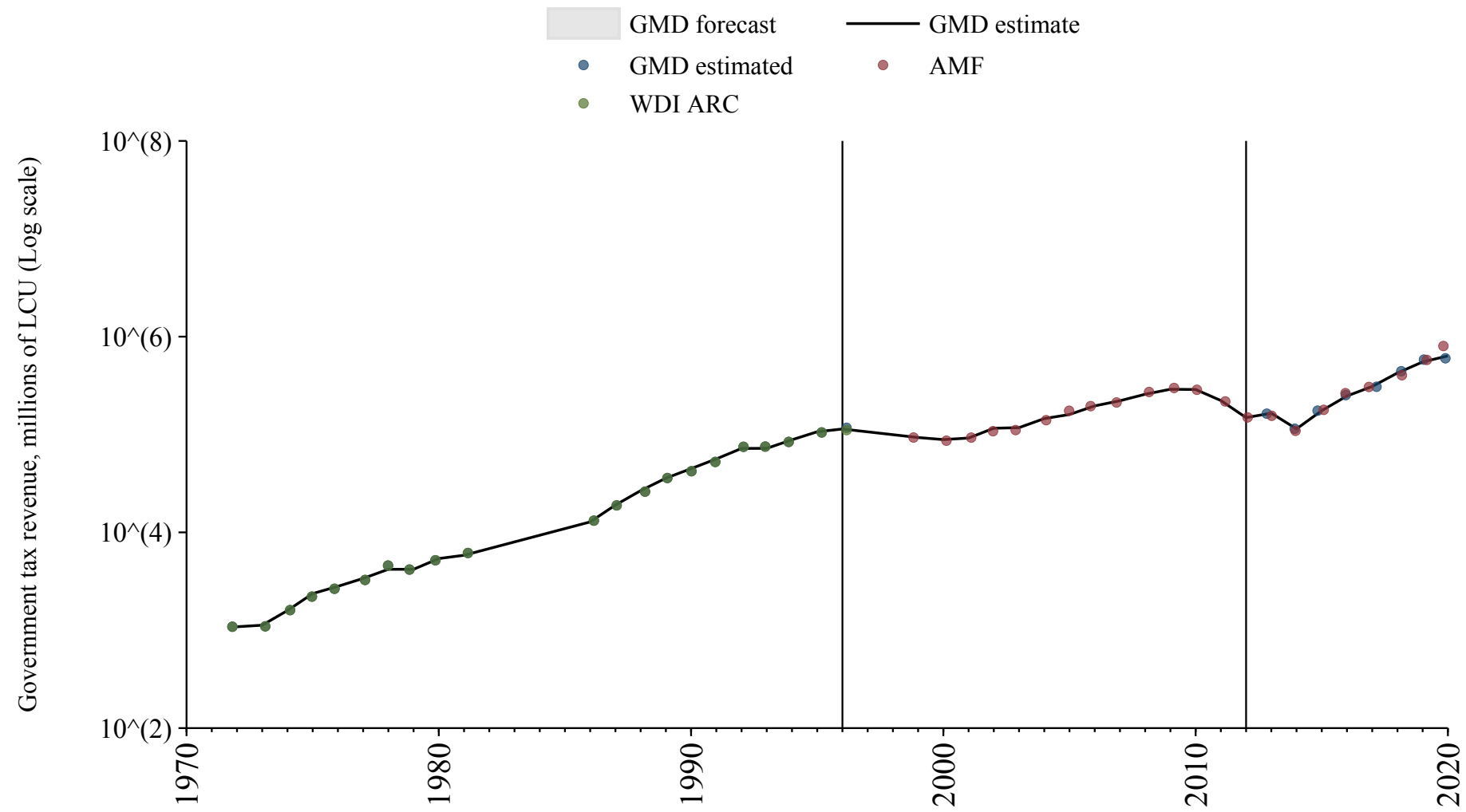
## Switzerland

Source	Time span	Notes
<a href="#">Mitchell (2013)</a>	1850 - 1870	Spliced using overlapping data in 1871: (ratio = 124.4%).
<a href="#">Cox and Dincecco (2021)</a>	1871 - 1912	Spliced using overlapping data in 1913: (ratio = 79.9%).
<a href="#">Mitchell (2013)</a>	1913 - 1969	Spliced using overlapping data in 1970.
<a href="#">World Bank (Archives) (1999)</a>	1970 - 1971	Spliced using overlapping data in 1972.
<a href="#">World Bank (2024)</a>	1972 - 1994	Spliced using overlapping data in 1995.
<a href="#">OECD Economic Outlook (2024)</a>	1995 - 2022	Baseline source, overlaps with base year 2018.
<a href="#">Commission (2024)</a>	2023 - 2023	Spliced using overlapping data in 2024.



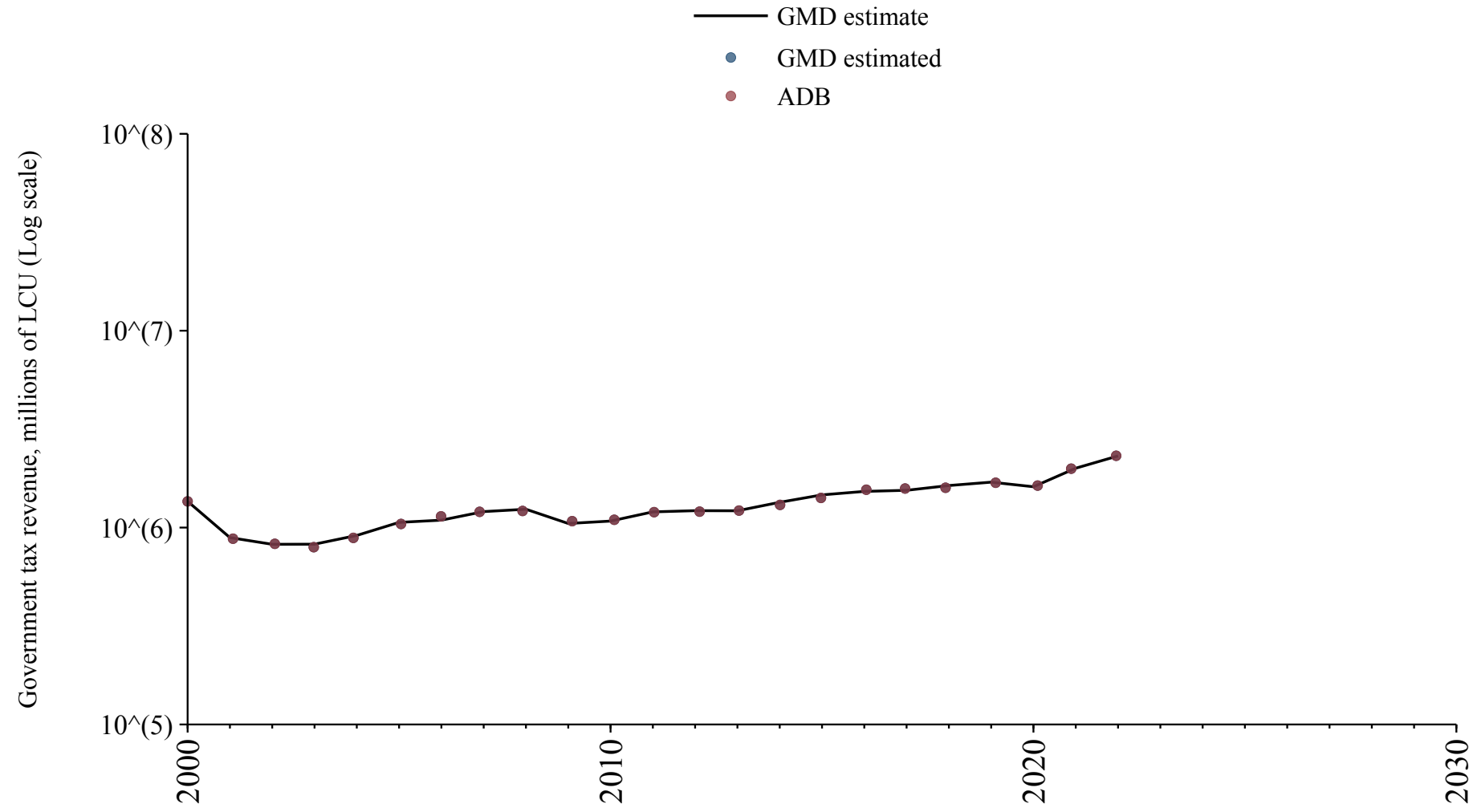
# Syria

Source	Time span	Notes
<a href="#">World Bank (Archives) (1999)</a>	1972 - 1996	Spliced using overlapping data in 1997.
<a href="#">Arab Monetary Fund (2024)</a>	1997 - 2020	Baseline source, overlaps with base year 2018.



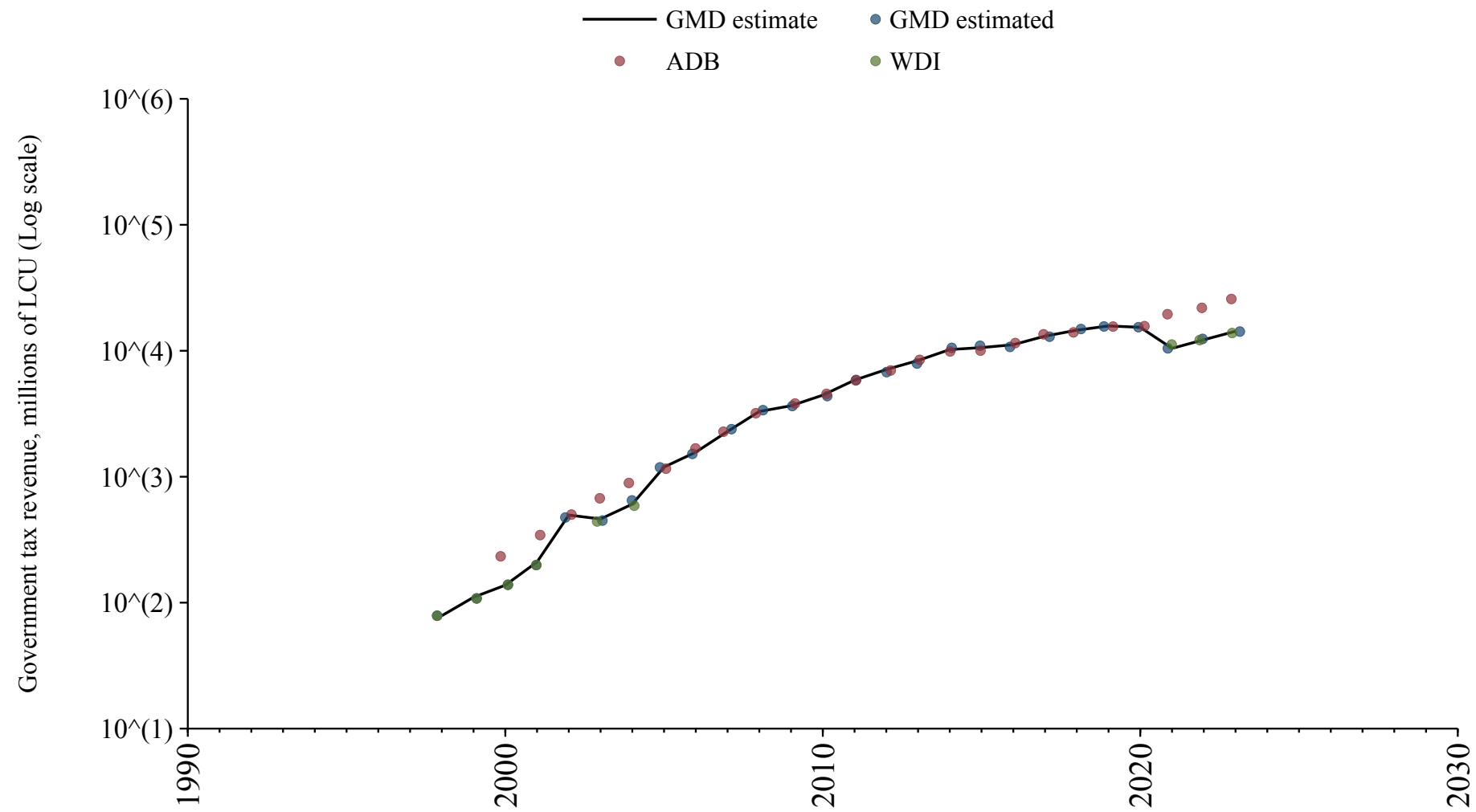
## Taiwan

Source	Time span	Notes
<a href="#">Asian Development Bank (2024)</a>	2000 - 2022	Baseline source, overlaps with base year 2018.



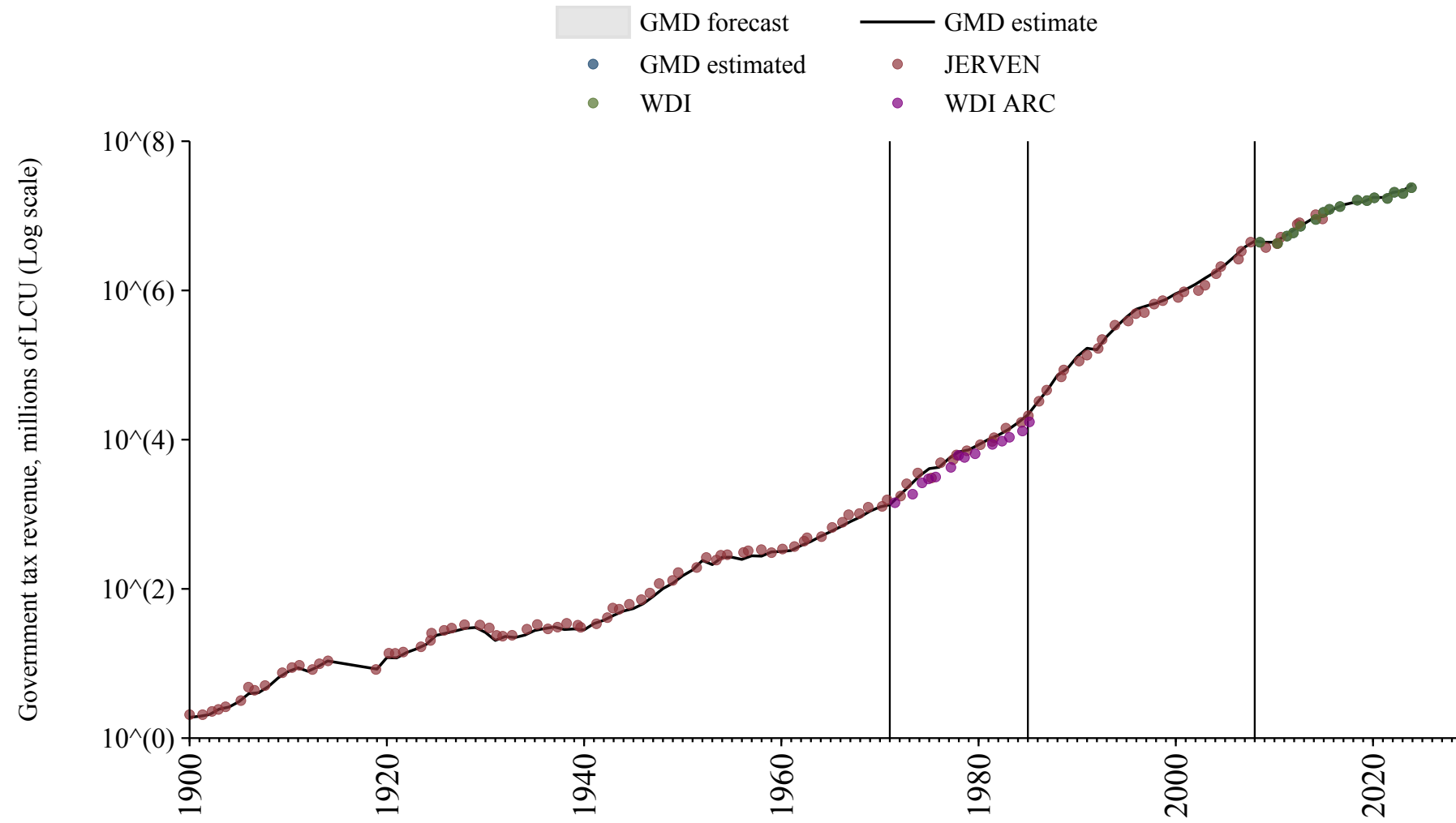
## Tajikistan

Source	Time span	Notes
<a href="#">World Bank (2024)</a>	1998 - 2001	Spliced using overlapping data in 2002.
<a href="#">Asian Development Bank (2024)</a>	2002 - 2002	Spliced using overlapping data in 2003.
<a href="#">World Bank (2024)</a>	2003 - 2004	Spliced using overlapping data in 2005.
<a href="#">Asian Development Bank (2024)</a>	2005 - 2020	Baseline source, overlaps with base year 2018.
<a href="#">World Bank (2024)</a>	2021 - 2023	Spliced using overlapping data in 2024.



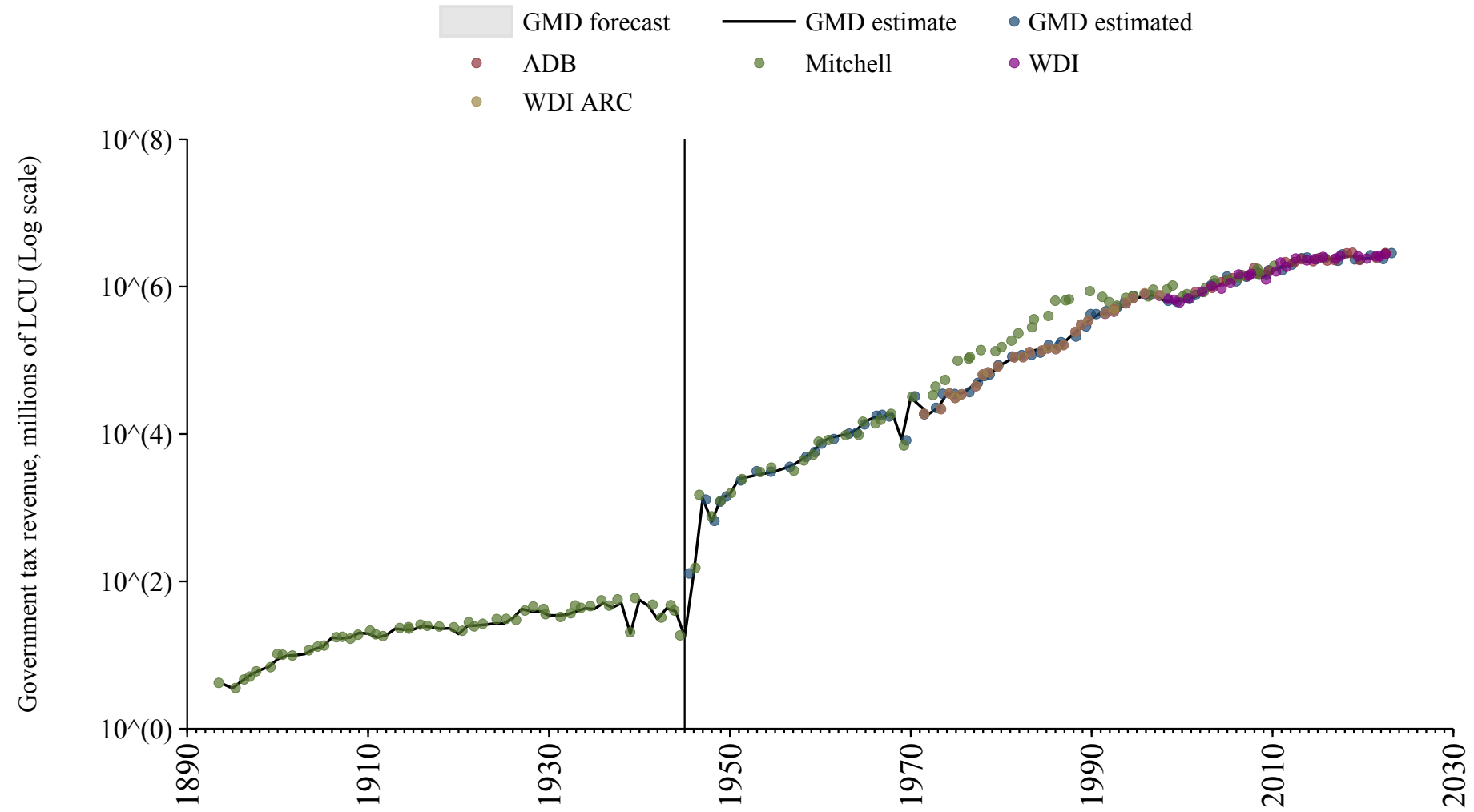
## Tanzania

Source	Time span	Notes
<a href="#">Albers et al. (2023)</a>	1900 - 1971	Spliced using overlapping data in 1972: (ratio = 92%).
<a href="#">World Bank (Archives) (1999)</a>	1972 - 1985	Spliced using overlapping data in 1986: (ratio = 125.2%).
<a href="#">Albers et al. (2023)</a>	1986 - 2008	Spliced using overlapping data in 2009: (ratio = 109.5%).
<a href="#">World Bank (2024)</a>	2009 - 2024	Baseline source, overlaps with base year 2018.



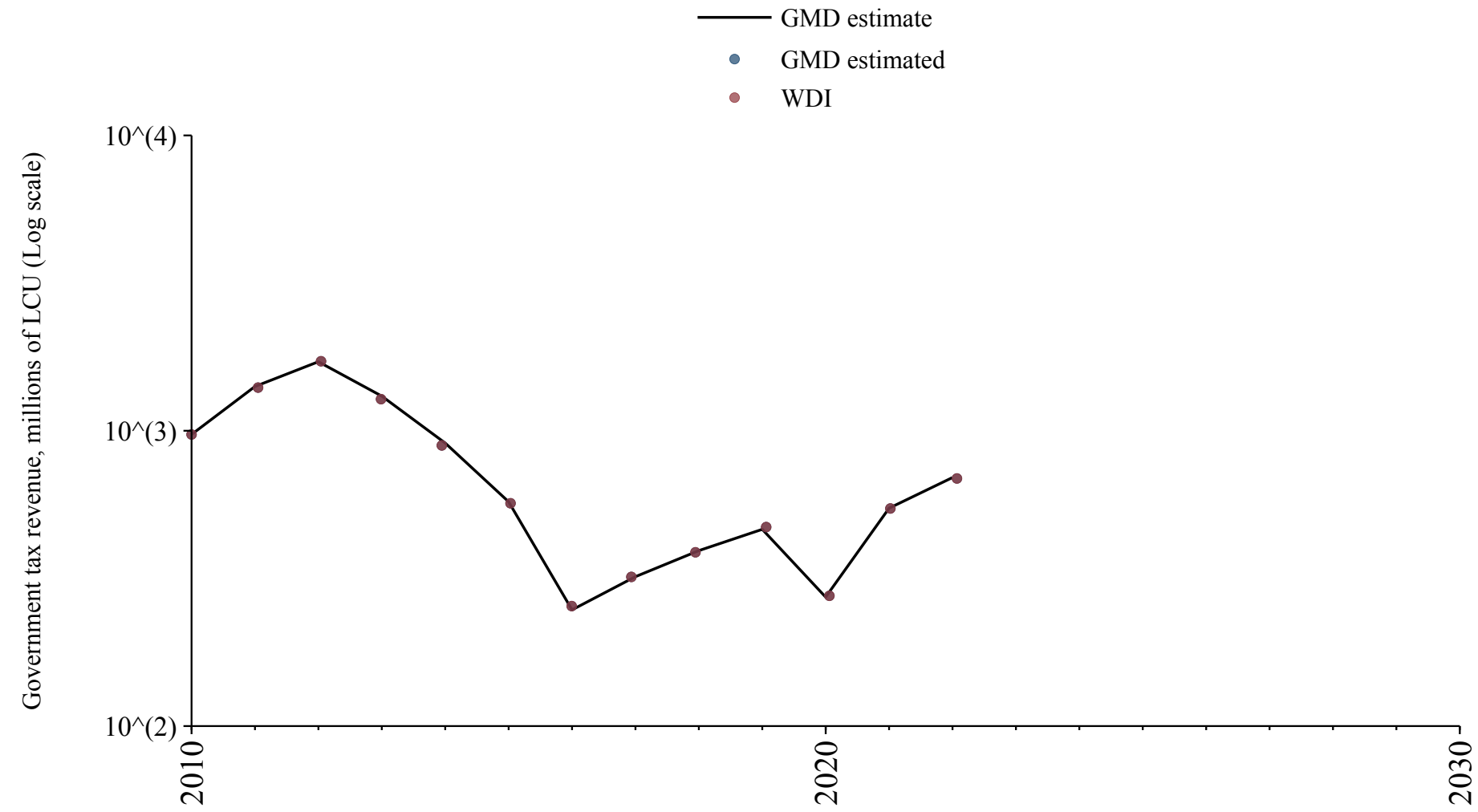
# Thailand

Source	Time span	Notes
<a href="#">Mitchell (2013)</a>	1894 - 1970	Spliced using overlapping data in 1971: (ratio = 95.8%).
<a href="#">World Bank (2024)</a>	1971 - 2023	Baseline source, overlaps with base year 2018.



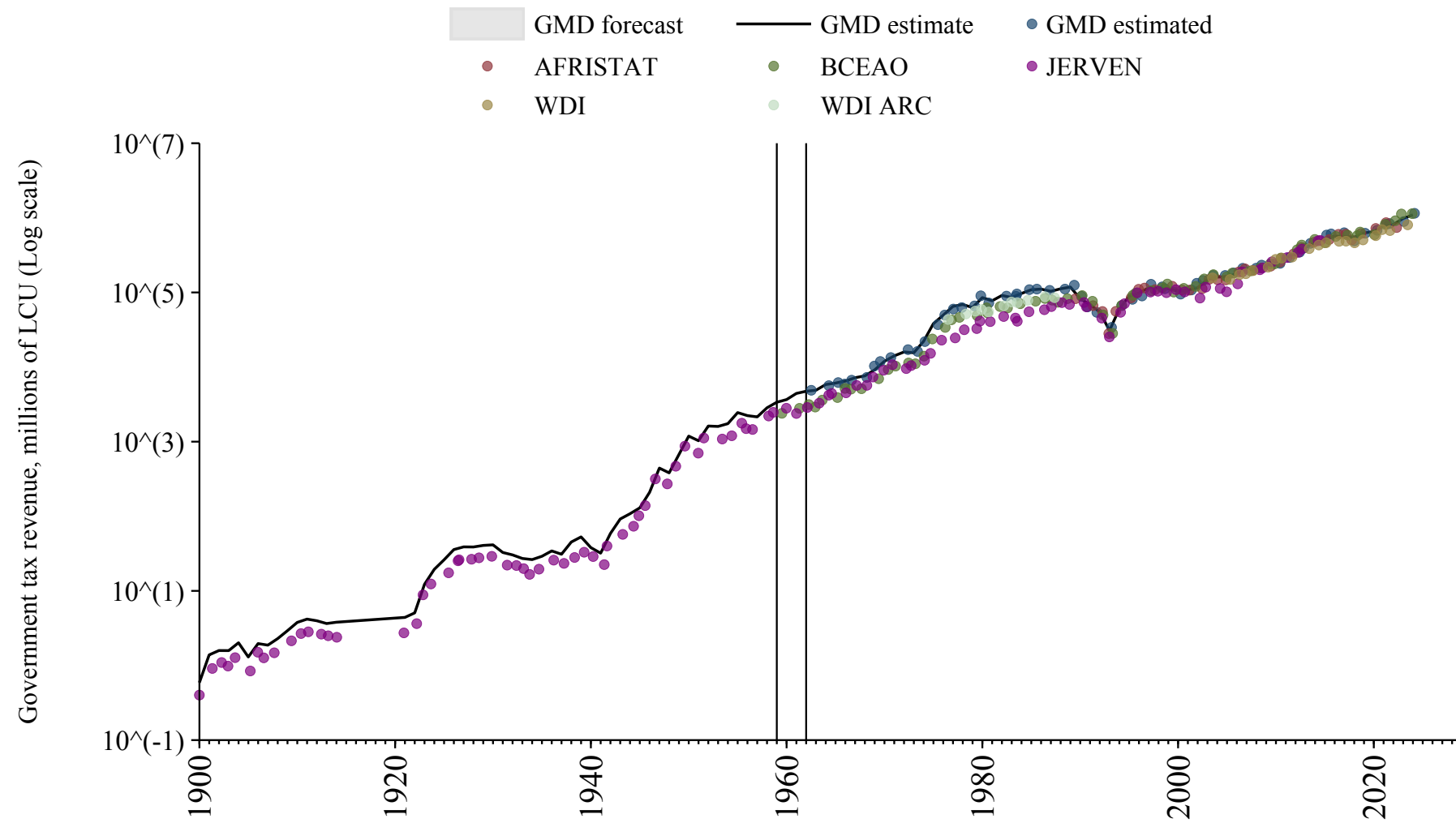
## Timor-Leste

Source	Time span	Notes
<a href="#">World Bank (2024)</a>	2010 - 2022	Baseline source, overlaps with base year 2018.



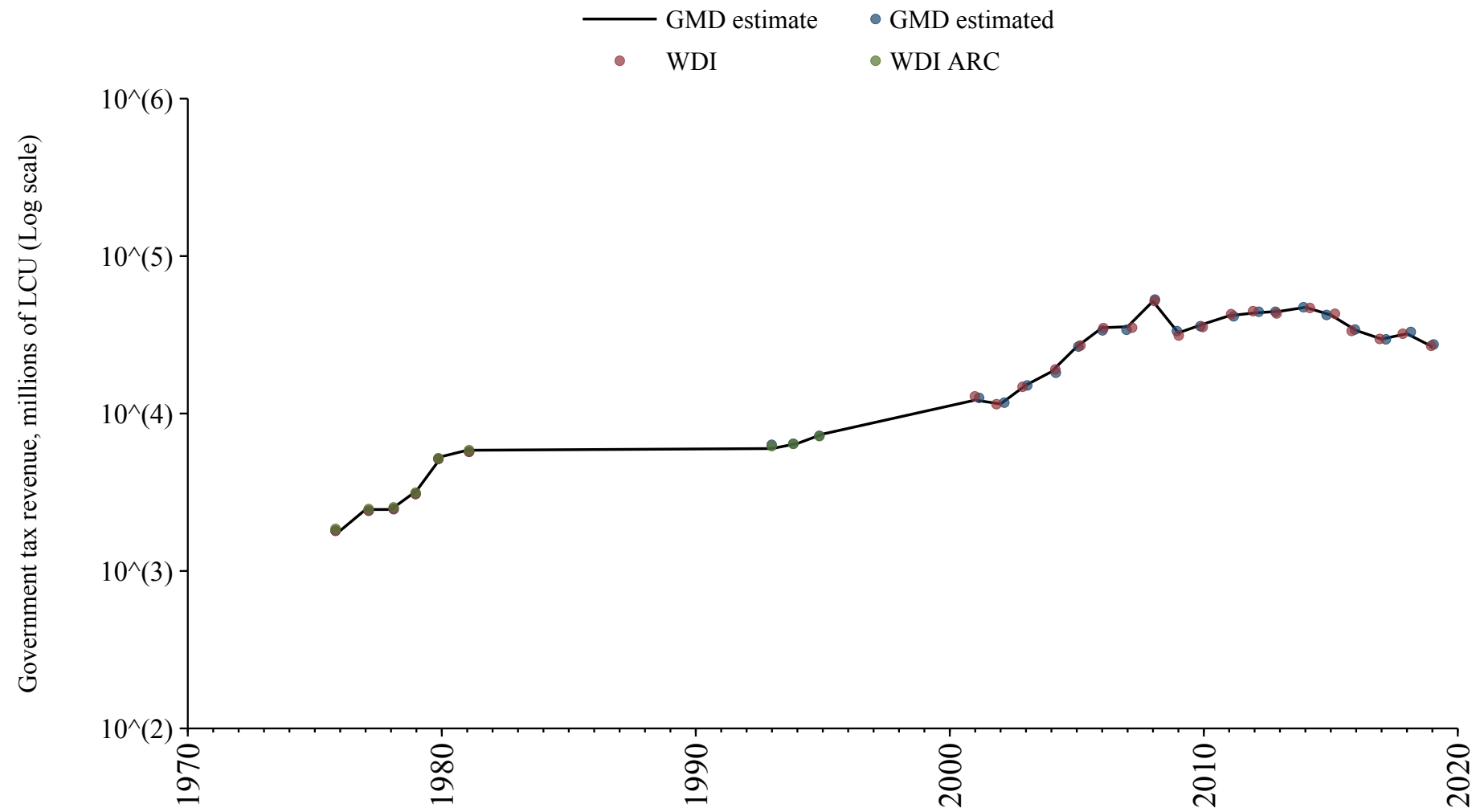
# Togo

Source	Time span	Notes
<a href="#">Albers et al. (2023)</a>	1900 - 1959	Spliced using overlapping data in 1960: (ratio = 146.7%).
<a href="#">Banque centrale des États de l'Afrique de l'Ouest (2024)</a>	1960 - 1989	Spliced using overlapping data in 1990.
<a href="#">African Union (2024)</a>	1990 - 2022	Baseline source, overlaps with base year 2018.
<a href="#">Banque centrale des États de l'Afrique de l'Ouest (2024)</a>	2023 - 2024	Spliced using overlapping data in 2025.



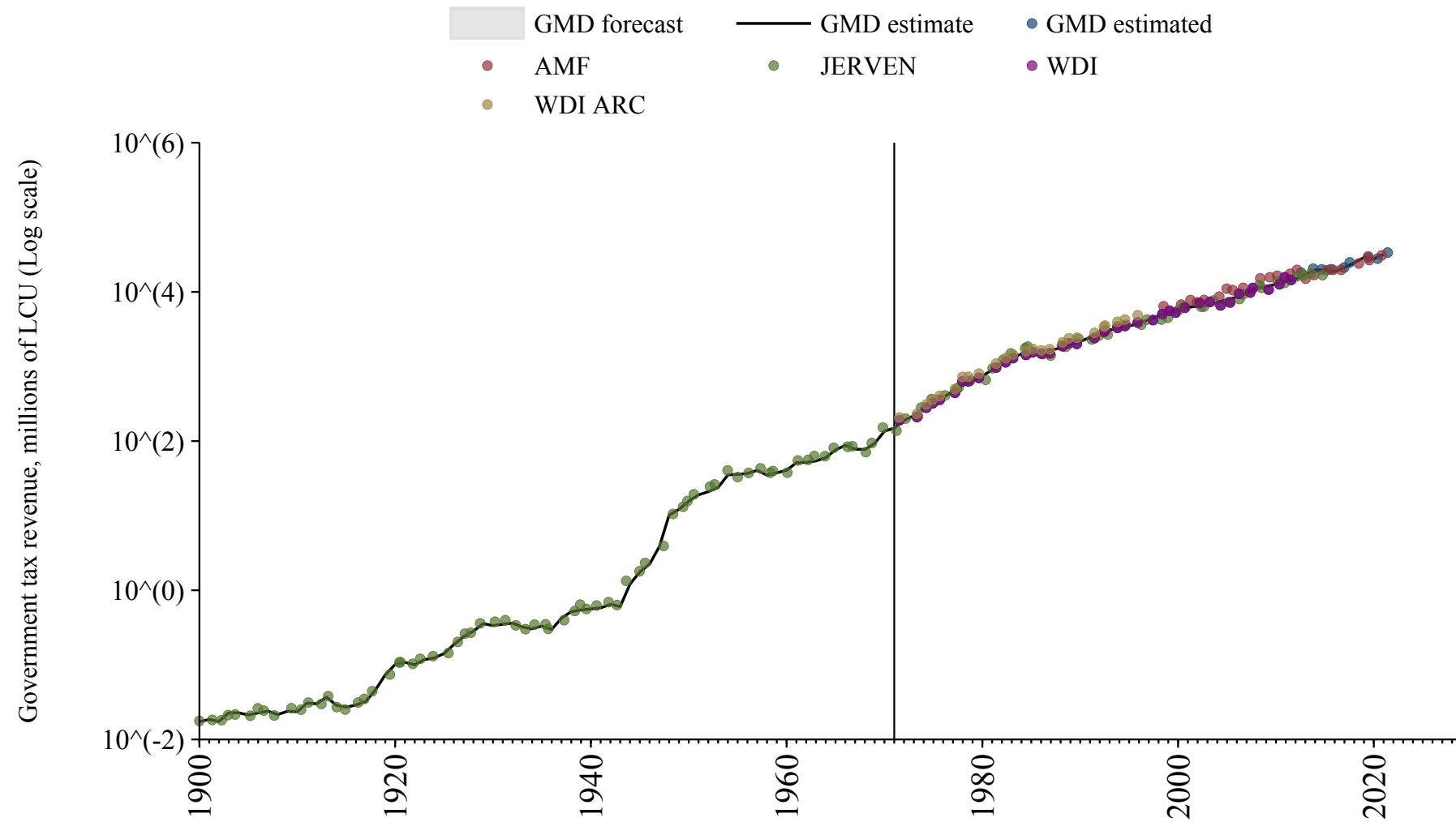
## Trinidad and Tobago

Source	Time span	Notes
<a href="#">World Bank (2024)</a>	1976 - 1981	Spliced using overlapping data in 1982.
<a href="#">World Bank (Archives) (1999)</a>	1982 - 1995	Spliced using overlapping data in 1996.
<a href="#">World Bank (2024)</a>	1996 - 2019	Baseline source, overlaps with base year 2018.



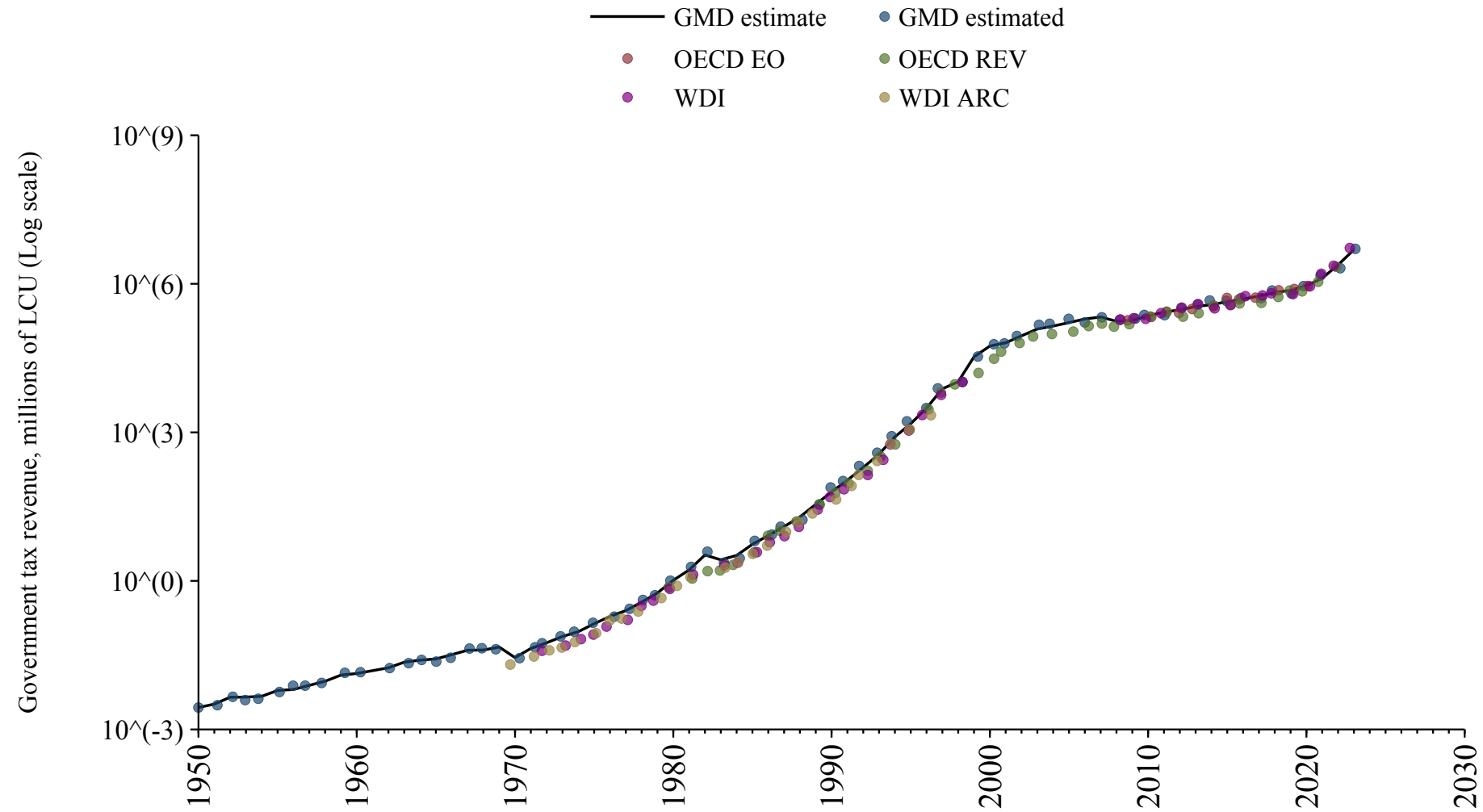
# Tunisia

Source	Time span	Notes
<a href="#">Albers et al. (2023)</a>	1900 - 1971	Spliced using overlapping data in 1972: (ratio = 97.7%).
<a href="#">World Bank (2024)</a>	1972 - 2012	Spliced using overlapping data in 2013.
<a href="#">Arab Monetary Fund (2024)</a>	2013 - 2021	Baseline source, overlaps with base year 2018.



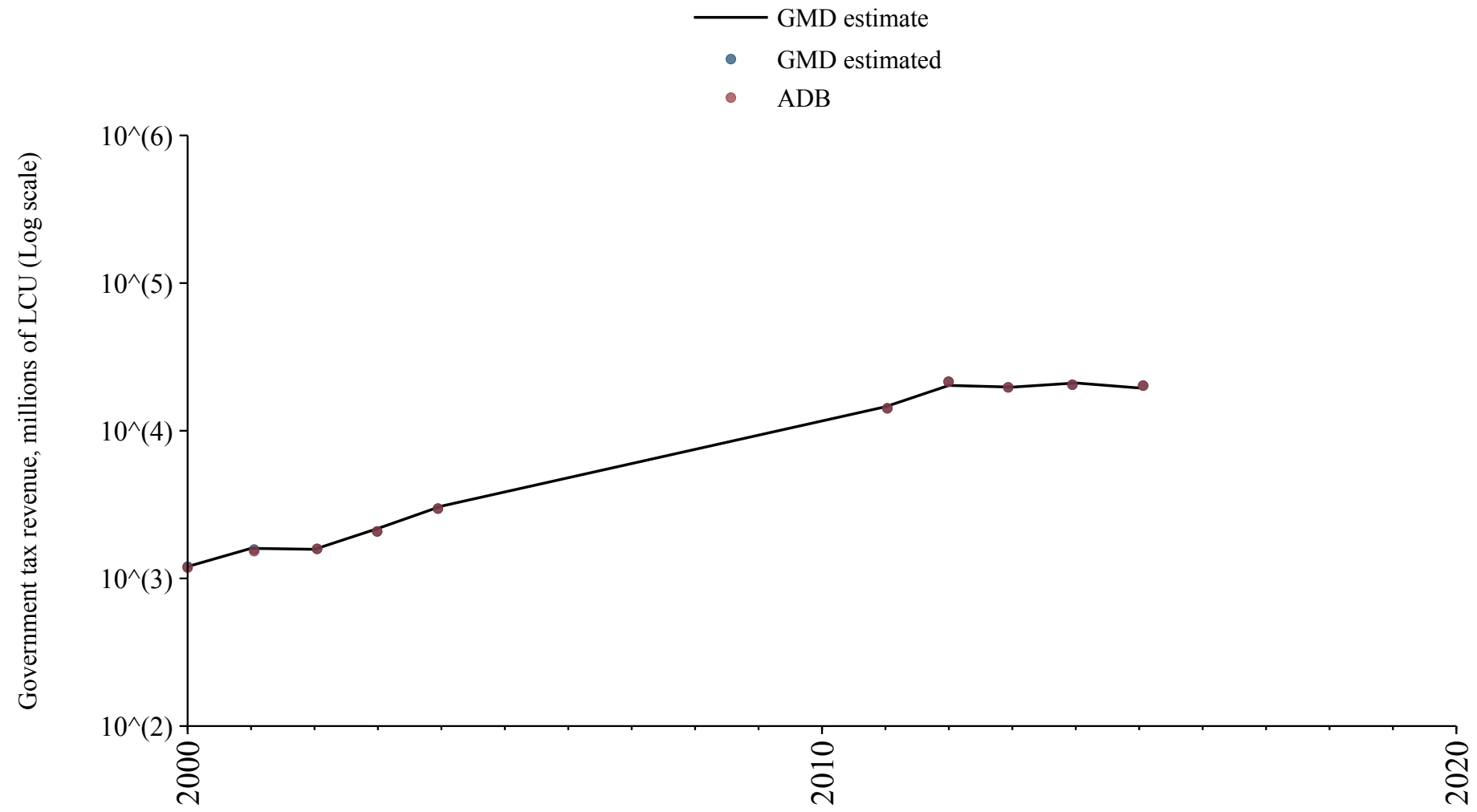
# Turkey

Source	Time span	Notes
<a href="#">Cox and Dincecco (2021)</a>	1950 - 1969	Spliced using overlapping data in 1970.
<a href="#">World Bank (Archives) (1999)</a>	1970 - 1971	Spliced using overlapping data in 1972.
<a href="#">World Bank (2024)</a>	1972 - 1981	Spliced using overlapping data in 1982.
<a href="#">Cox and Dincecco (2021)</a>	1982 - 1982	Spliced using overlapping data in 1983.
<a href="#">World Bank (2024)</a>	1983 - 1998	Spliced using overlapping data in 1999.
<a href="#">Cox and Dincecco (2021)</a>	1999 - 2007	Spliced using overlapping data in 2008.
<a href="#">World Bank (2024)</a>	2008 - 2008	Spliced using overlapping data in 2009.
<a href="#">OECD Economic Outlook (2024)</a>	2009 - 2020	Baseline source, overlaps with base year 2018.
<a href="#">World Bank (2024)</a>	2021 - 2023	Spliced using overlapping data in 2024.



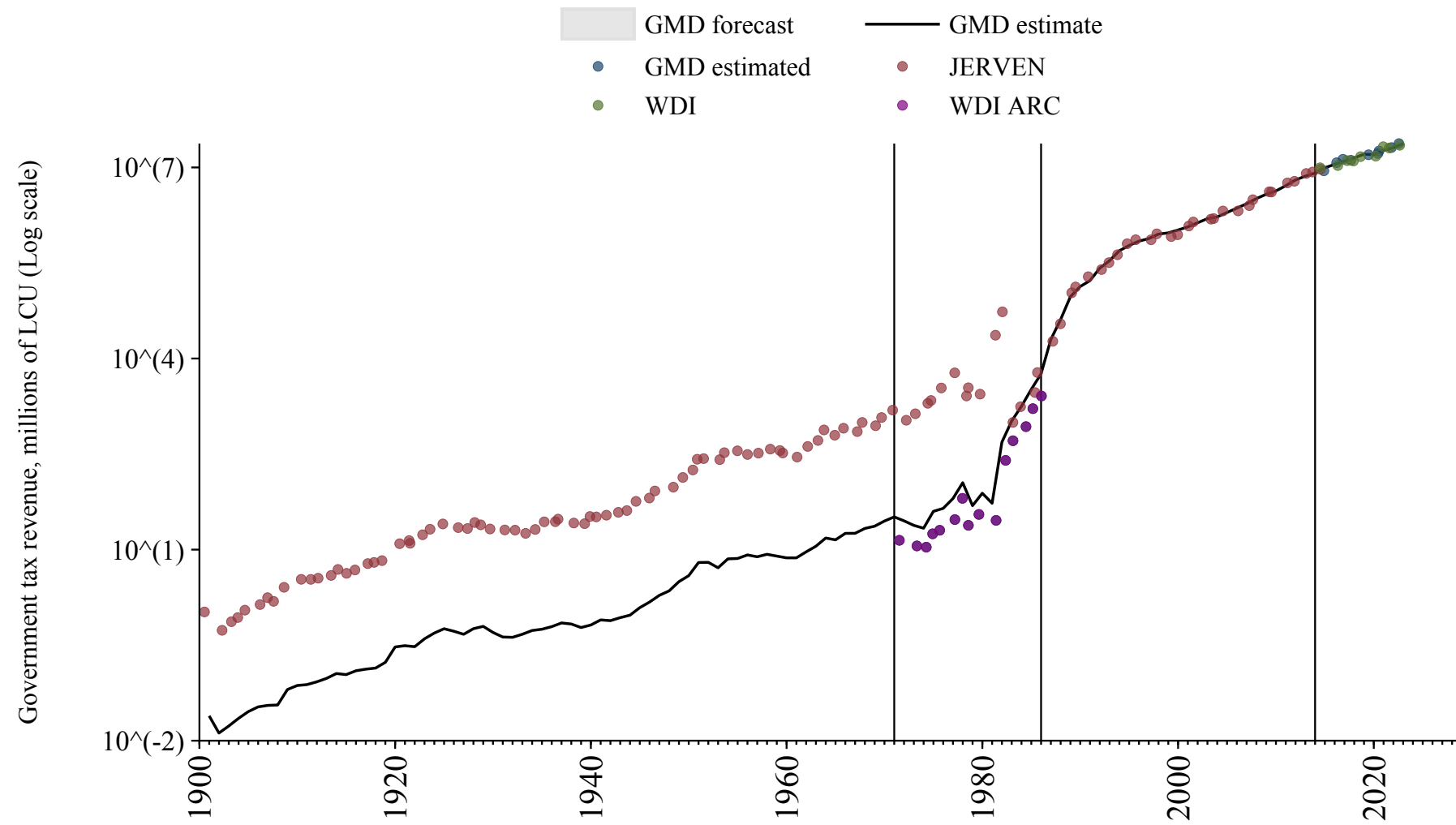
## Turkmenistan

Source	Time span	Notes
<a href="#">Asian Development Bank (2024)</a>	2000 - 2015	Spliced using overlapping data in 2016.



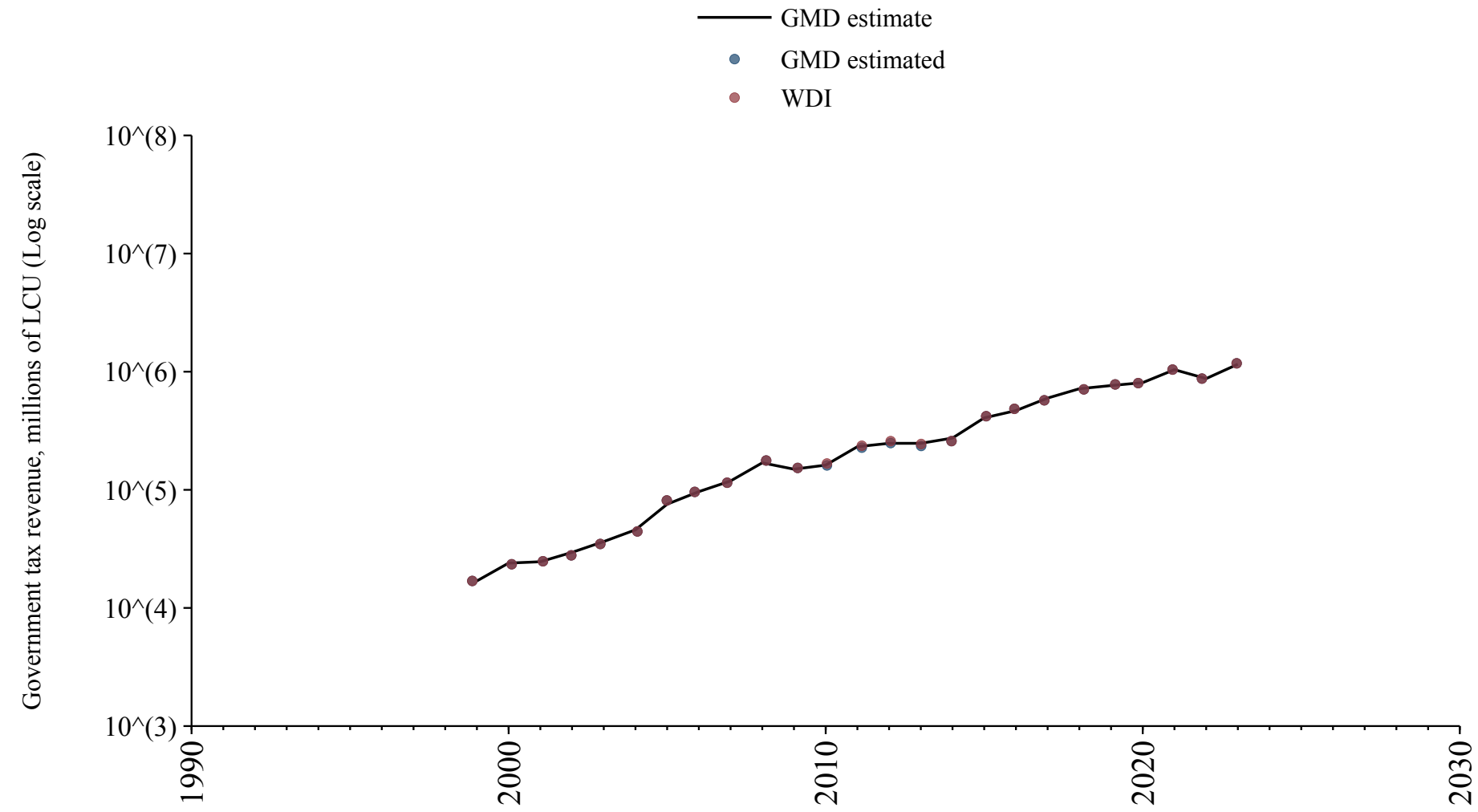
# Uganda

Source	Time span	Notes
<a href="#">Albers et al. (2023)</a>	1901 - 1971	Spliced using overlapping data in 1972: (ratio = 2.3%).
<a href="#">World Bank (Archives) (1999)</a>	1972 - 1986	Spliced using overlapping data in 1987: (ratio = 201.9%).
<a href="#">Albers et al. (2023)</a>	1987 - 2014	Spliced using overlapping data in 2015: (ratio = 101.3%).
<a href="#">World Bank (2024)</a>	2015 - 2023	Baseline source, overlaps with base year 2018.



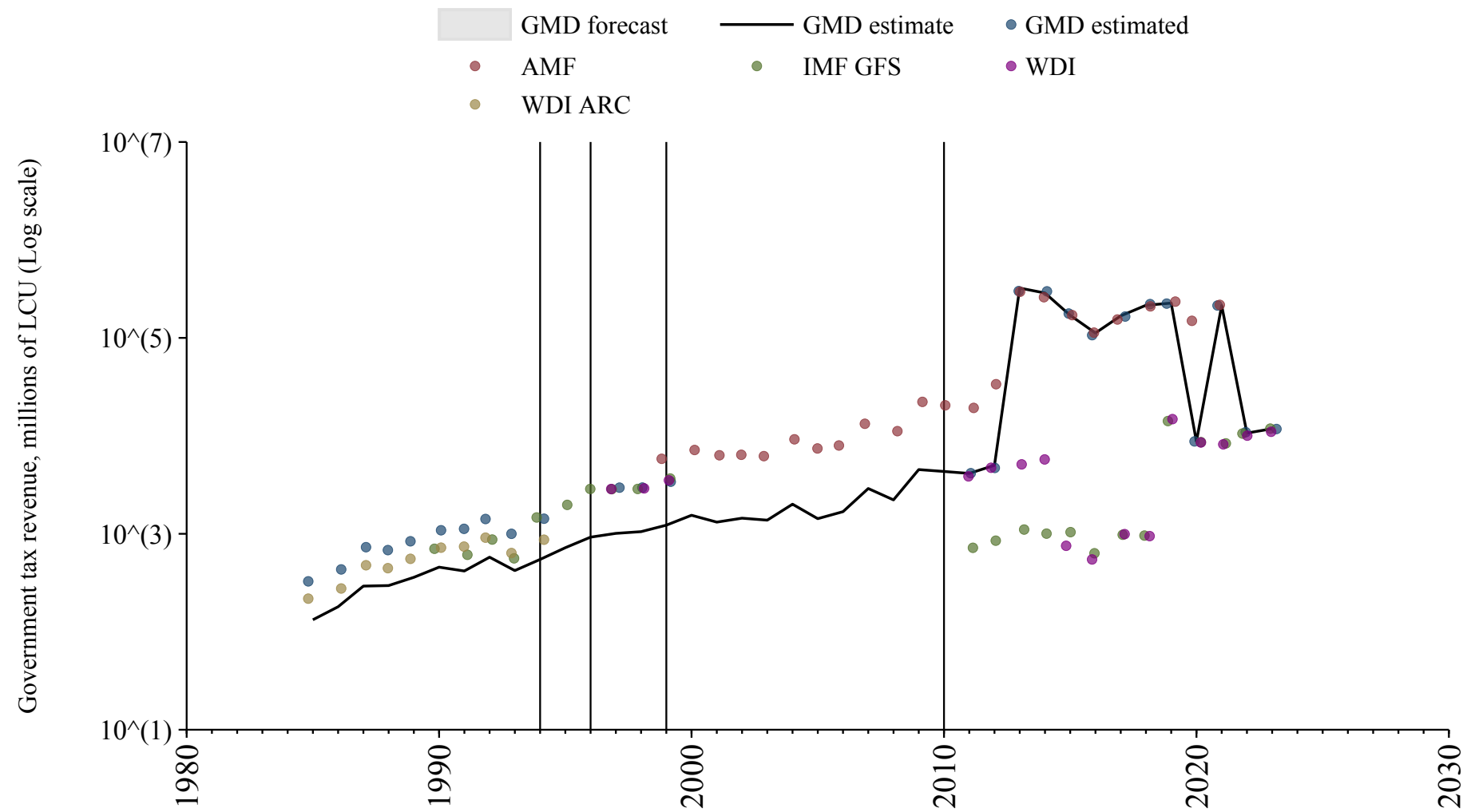
## Ukraine

Source	Time span	Notes
<a href="#">World Bank (2024)</a>	1999 - 2023	Baseline source, overlaps with base year 2018.



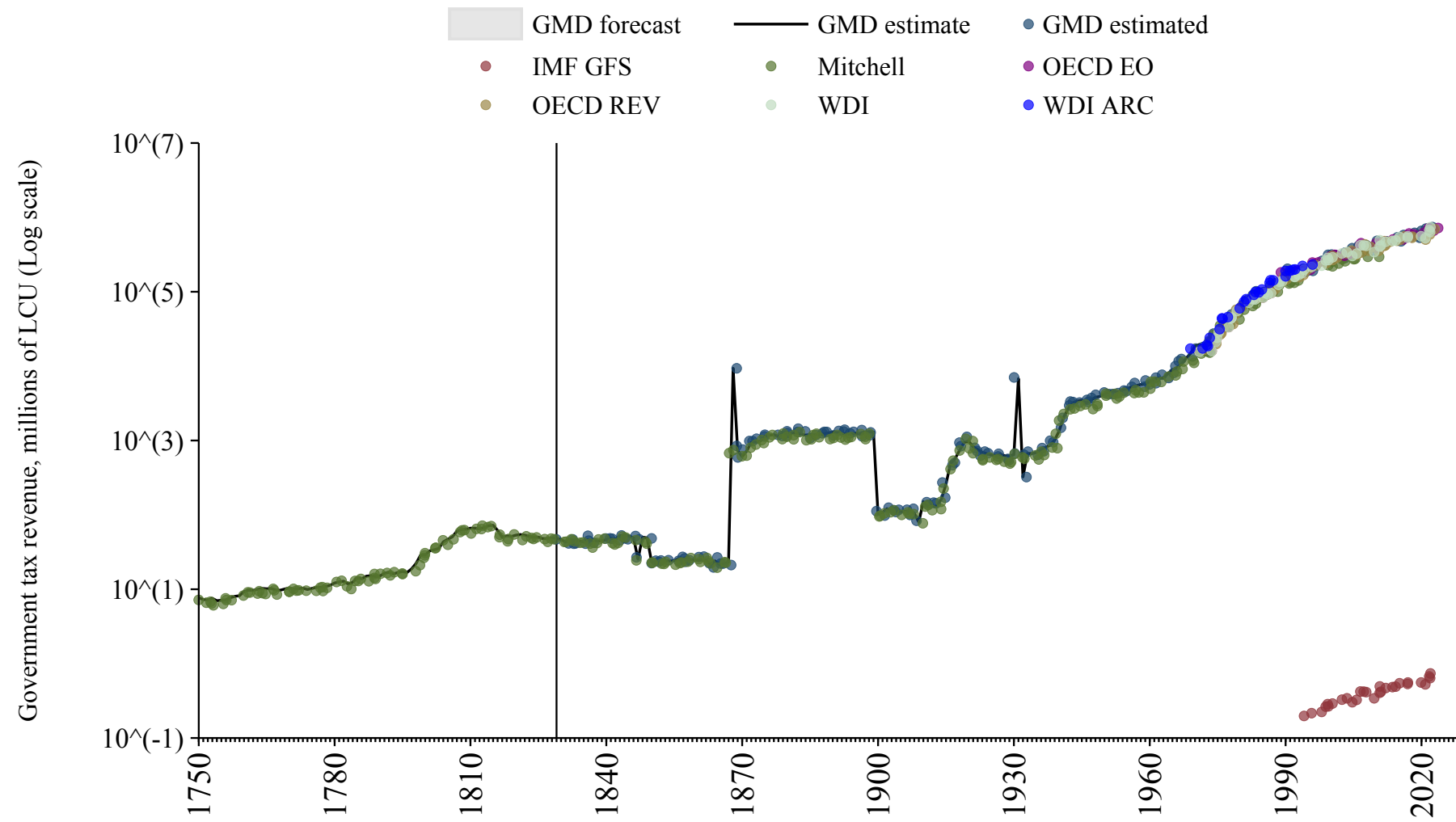
## United Arab Emirates

Source	Time span	Notes
<a href="#">World Bank (Archives) (1999)</a>	1985 - 1994	Spliced using overlapping data in 1995: (ratio = 40.5%).
<a href="#">International Monetary Fund (2024)</a>	1995 - 1996	Spliced using overlapping data in 1997: (ratio = 35.2%).
<a href="#">World Bank (2024)</a>	1997 - 1999	Spliced using overlapping data in 2000: (ratio = 35.2%).
<a href="#">Arab Monetary Fund (2024)</a>	2000 - 2010	Spliced using overlapping data in 2011: (ratio = 21%).
<a href="#">World Bank (2024)</a>	2011 - 2012	Spliced using overlapping data in 2013.
<a href="#">Arab Monetary Fund (2024)</a>	2013 - 2019	Baseline source, overlaps with base year 2018.
<a href="#">World Bank (2024)</a>	2020 - 2020	Spliced using overlapping data in 2021.
<a href="#">Arab Monetary Fund (2024)</a>	2021 - 2021	Spliced using overlapping data in 2022.
<a href="#">World Bank (2024)</a>	2022 - 2023	Spliced using overlapping data in 2024.



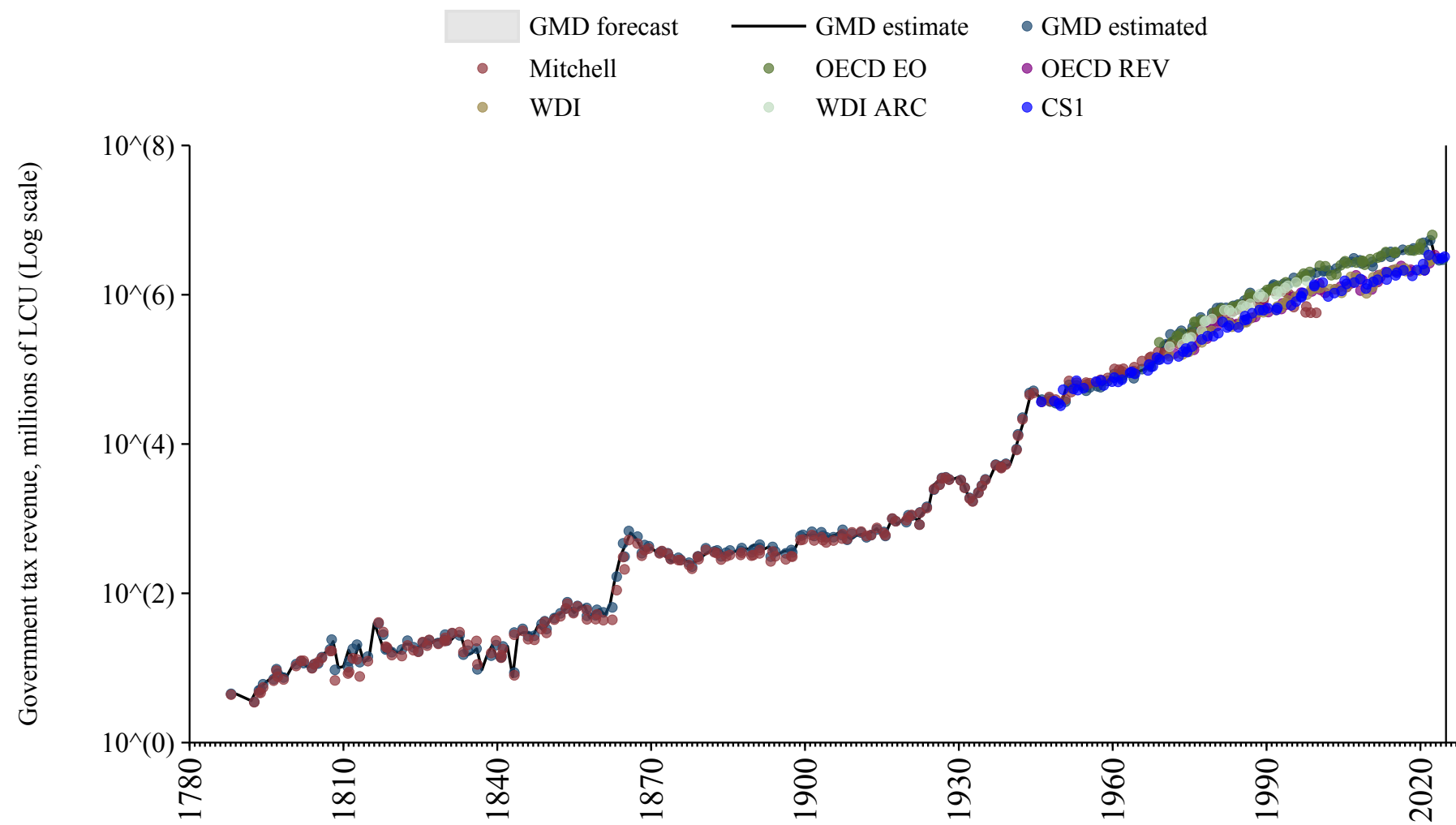
## United Kingdom

Source	Time span	Notes
<a href="#">Mitchell (2013)</a>	1750 - 1969	Spliced using overlapping data in 1970.
<a href="#">World Bank (Archives) (1999)</a>	1970 - 1971	Spliced using overlapping data in 1972.
<a href="#">World Bank (2024)</a>	1972 - 1989	Spliced using overlapping data in 1990.
<a href="#">OECD Economic Outlook (2024)</a>	1990 - 2023	Baseline source, overlaps with base year 2018.



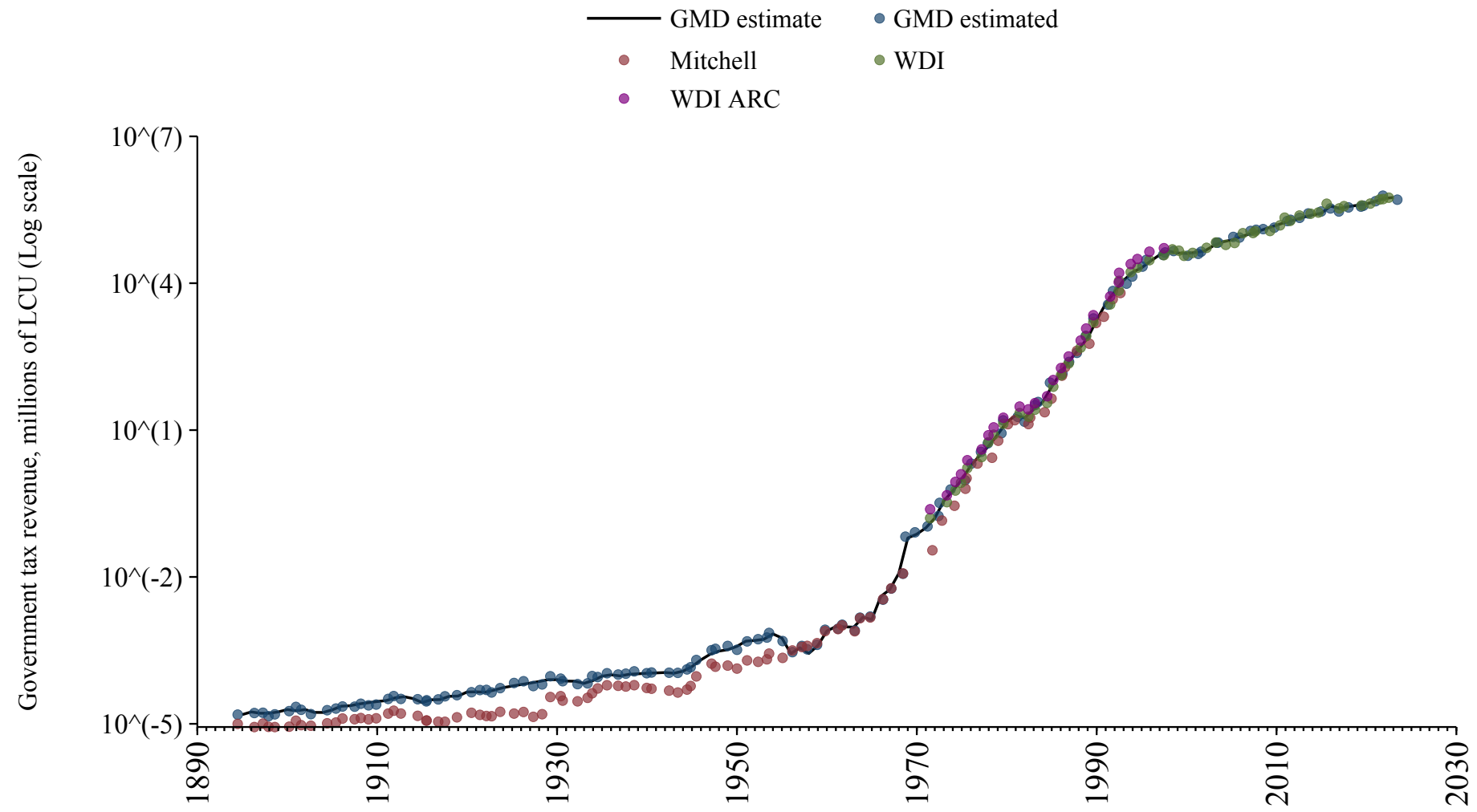
## United States

Source	Time span	Notes
<a href="#">Mitchell (2013)</a>	1789 - 1946	Spliced using overlapping data in 1947.
<a href="#">Federal Reserve Bank of St. Louis (2024)</a>	1947 - 1969	Spliced using overlapping data in 1970.
<a href="#">OECD Economic Outlook (2024)</a>	1970 - 2022	Baseline source, overlaps with base year 2018.
<a href="#">World Bank (2024)</a>	2023 - 2023	Spliced using overlapping data in 2024.
<a href="#">Federal Reserve Bank of St. Louis (2024)</a>	2024 - 2025	Spliced using overlapping data in 2026.



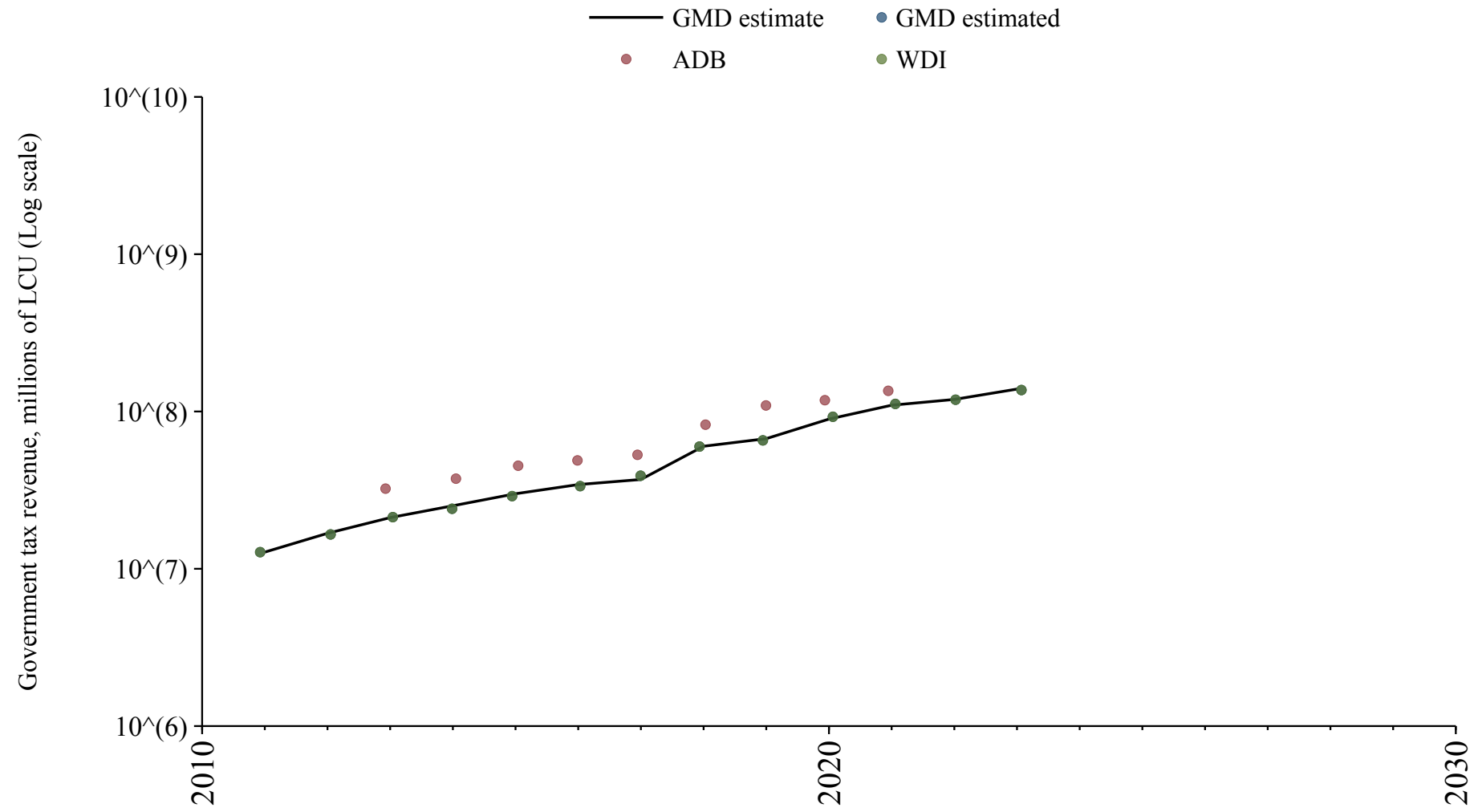
# Uruguay

Source	Time span	Notes
<a href="#">Cox and Dincecco (2021)</a>	1895 - 1955	Spliced using overlapping data in 1956.
<a href="#">Mitchell (2013)</a>	1956 - 1968	Spliced using overlapping data in 1969.
<a href="#">Cox and Dincecco (2021)</a>	1969 - 1971	Spliced using overlapping data in 1972.
<a href="#">World Bank (2024)</a>	1972 - 2023	Baseline source, overlaps with base year 2018.



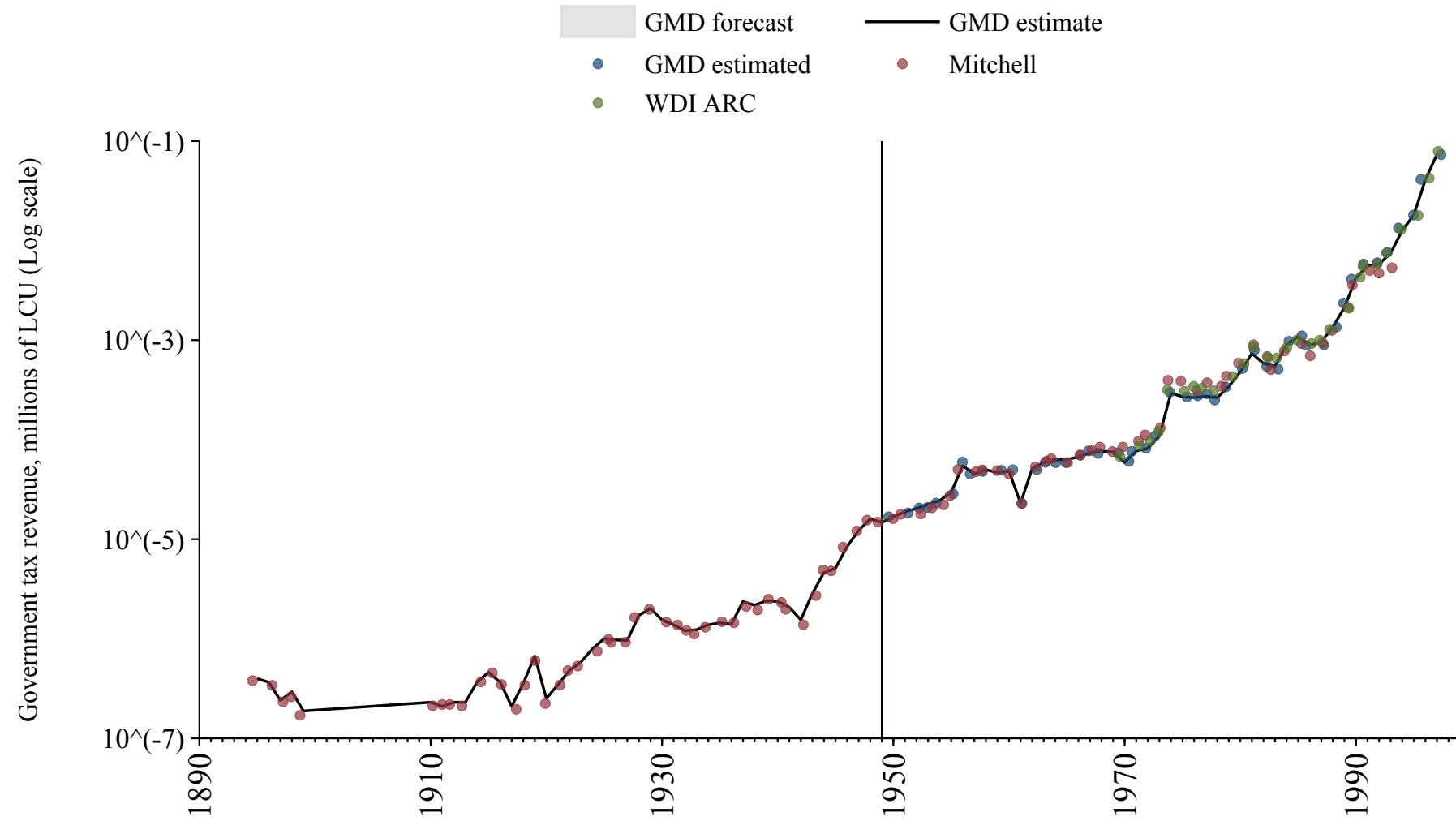
# Uzbekistan

Source	Time span	Notes
<a href="#">World Bank (2024)</a>	2011 - 2023	Baseline source, overlaps with base year 2018.



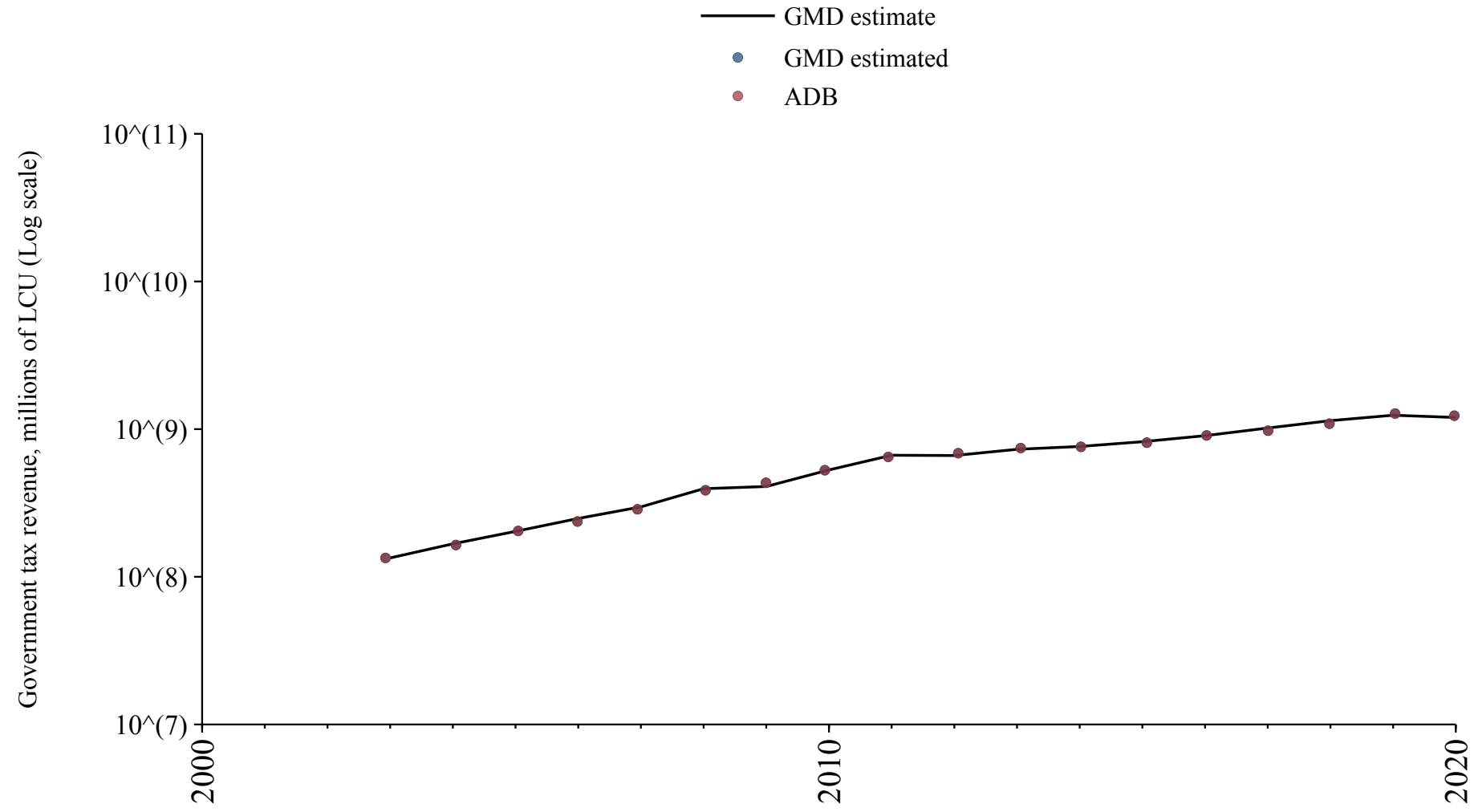
## Venezuela

Source	Time span	Notes
<a href="#">Mitchell (2013)</a>	1895 - 1969	Spliced using overlapping data in 1970: (ratio = 104.6%).
<a href="#">World Bank (Archives) (1999)</a>	1970 - 1997	Spliced using overlapping data in 1998.



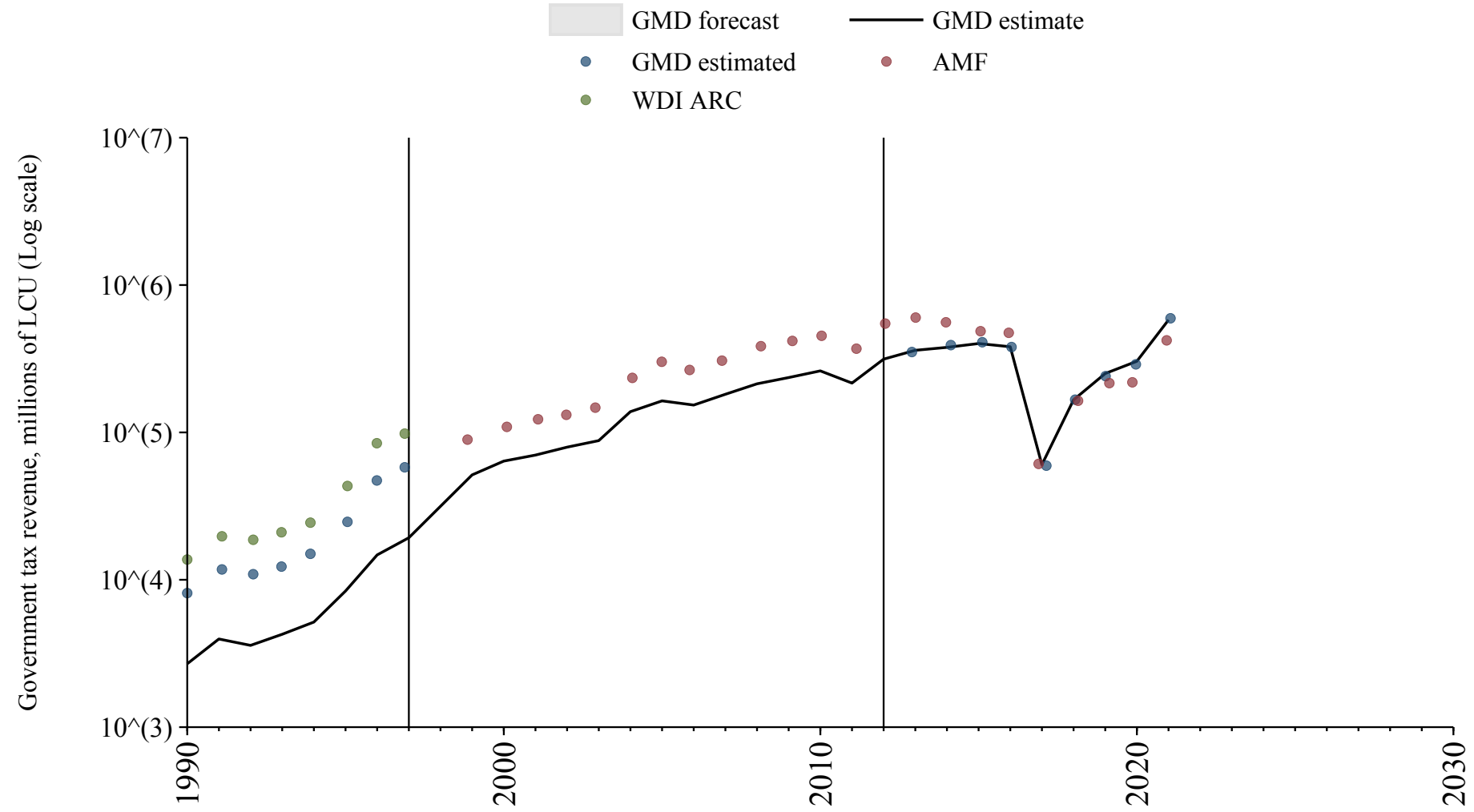
# Vietnam

Source	Time span	Notes
<a href="#">Asian Development Bank (2024)</a>	2003 - 2020	Baseline source, overlaps with base year 2018.



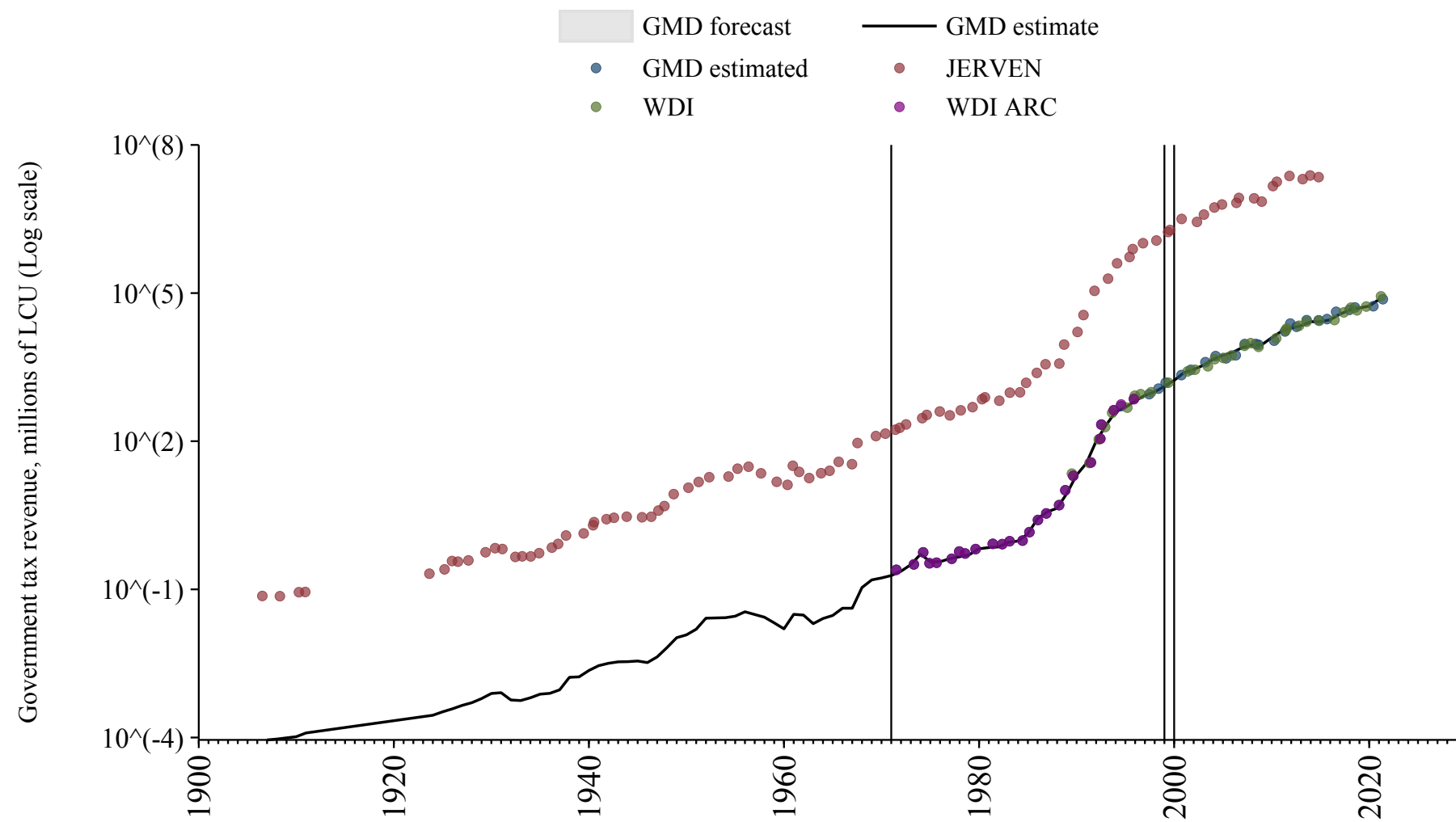
# Yemen

Source	Time span	Notes
<a href="#">World Bank (Archives) (1999)</a>	1990 - 1997	Spliced using overlapping data in 1998: (ratio = 33.1%).
<a href="#">Arab Monetary Fund (2024)</a>	1998 - 2021	Baseline source, overlaps with base year 2018.



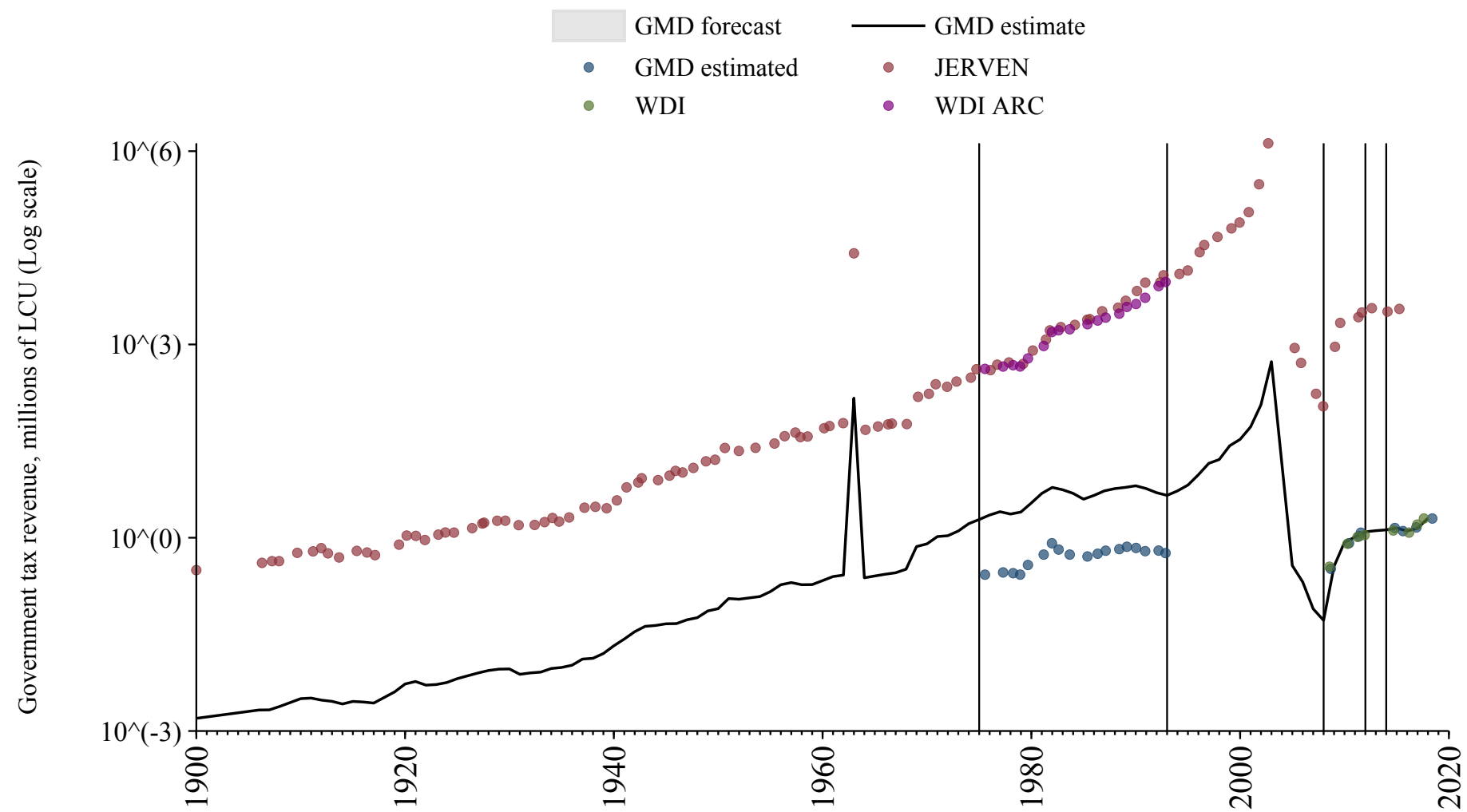
## Zambia

Source	Time span	Notes
<a href="#">Albers et al. (2023)</a>	1907 - 1971	Spliced using overlapping data in 1972: (ratio = .1%).
<a href="#">World Bank (Archives) (1999)</a>	1972 - 1989	Spliced using overlapping data in 1990: (ratio = 93.6%).
<a href="#">World Bank (2024)</a>	1990 - 1999	Spliced using overlapping data in 2000: (ratio = 93.6%).
<a href="#">Albers et al. (2023)</a>	2000 - 2000	Spliced using overlapping data in 2001: (ratio = .1%).
<a href="#">World Bank (2024)</a>	2001 - 2021	Baseline source, overlaps with base year 2018.



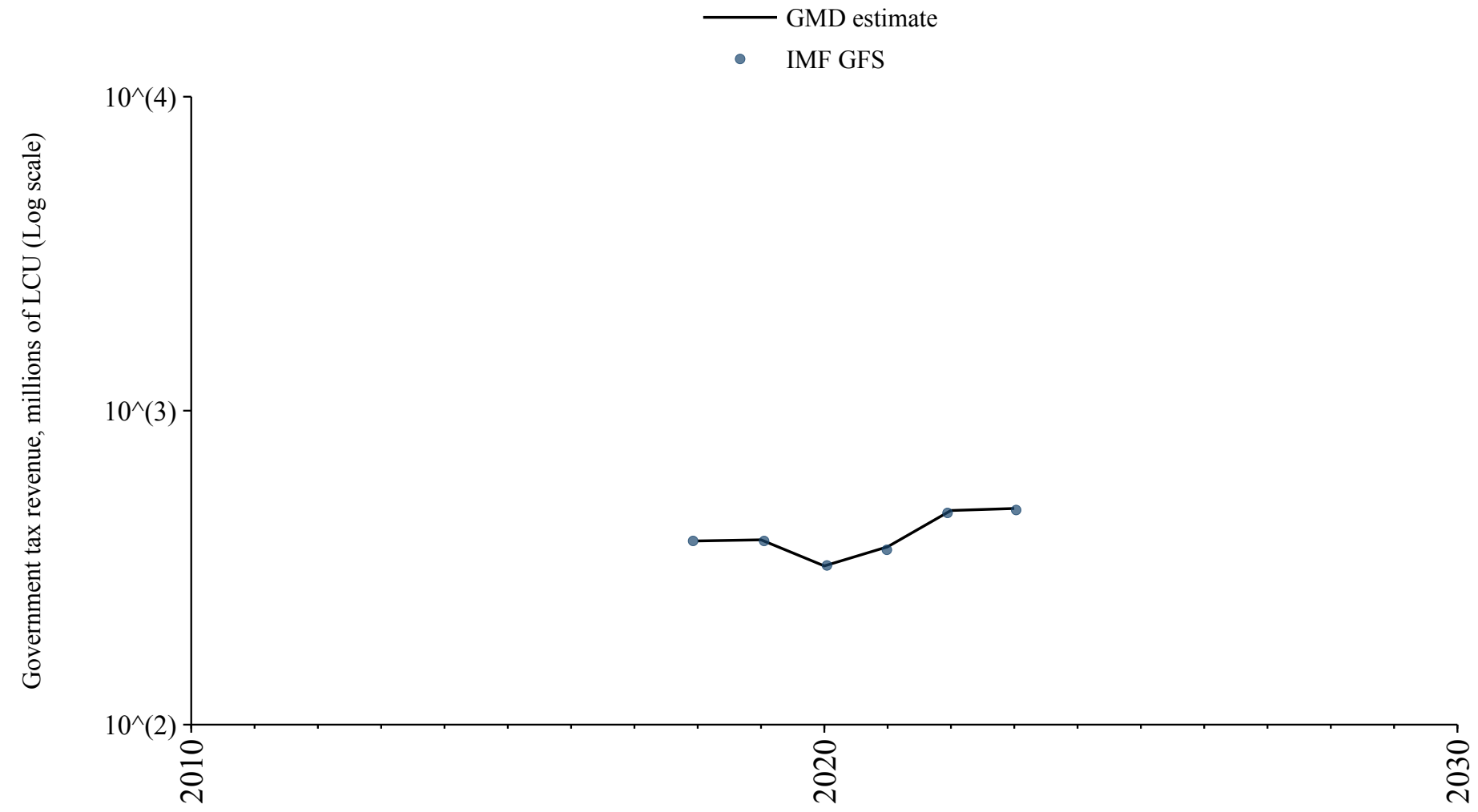
# Zimbabwe

Source	Time span	Notes
<a href="#">Albers et al. (2023)</a>	1900 - 1975	Spliced using overlapping data in 1976: (ratio = .5%).
<a href="#">World Bank (Archives) (1999)</a>	1976 - 1993	Spliced using overlapping data in 1994: (ratio = 841%).
<a href="#">Albers et al. (2023)</a>	1994 - 2008	Spliced using overlapping data in 2009: (ratio = 0%).
<a href="#">World Bank (2024)</a>	2009 - 2012	Spliced using overlapping data in 2013: (ratio = 101.1%).
<a href="#">Albers et al. (2023)</a>	2013 - 2014	Spliced using overlapping data in 2015: (ratio = 0%).
<a href="#">World Bank (2024)</a>	2015 - 2018	Spliced using overlapping data in 2019.



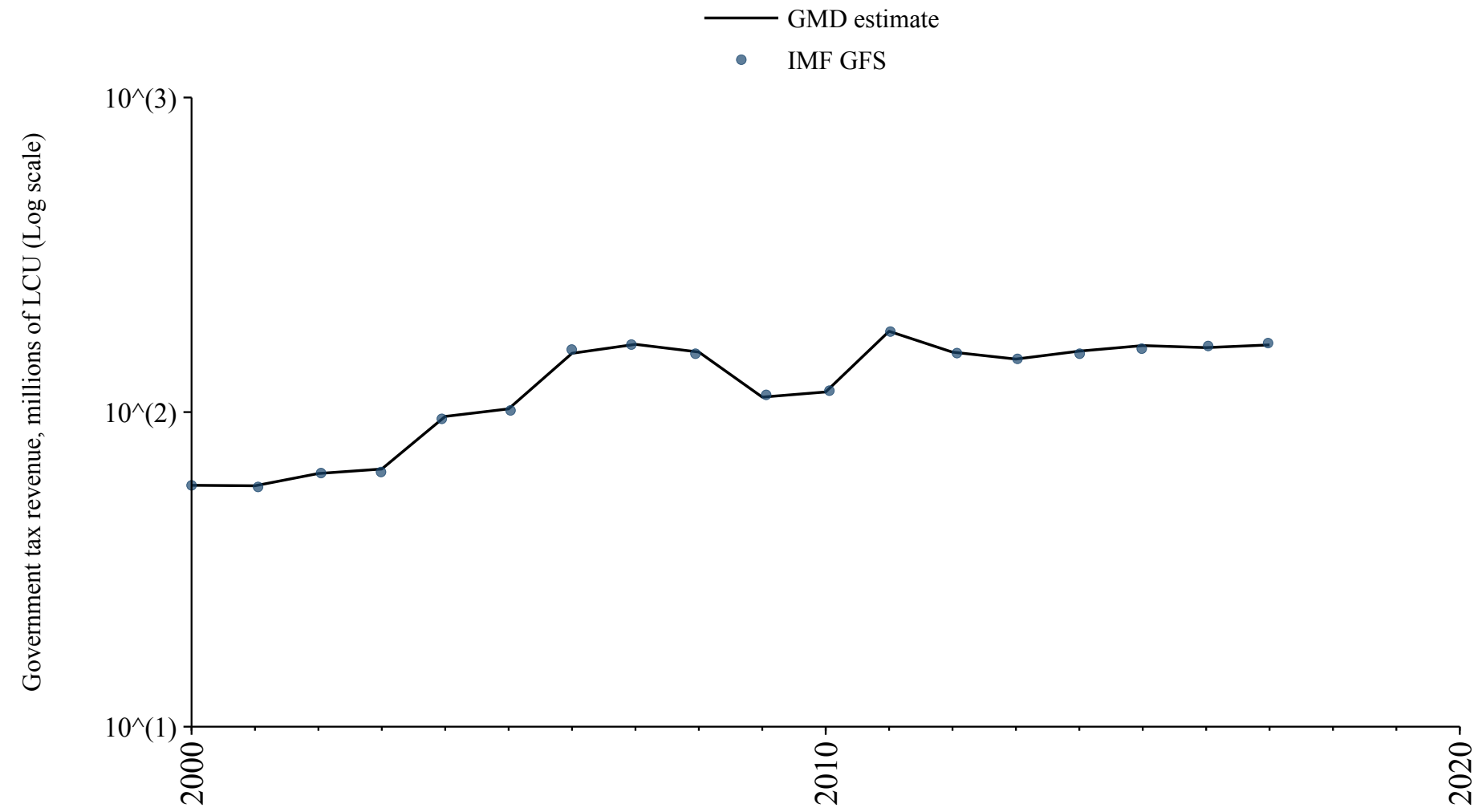
## Andorra

Source	Time span	Notes
<a href="#">International Monetary Fund (2024)</a>	2018 - 2023	Baseline source, overlaps with base year 2018.



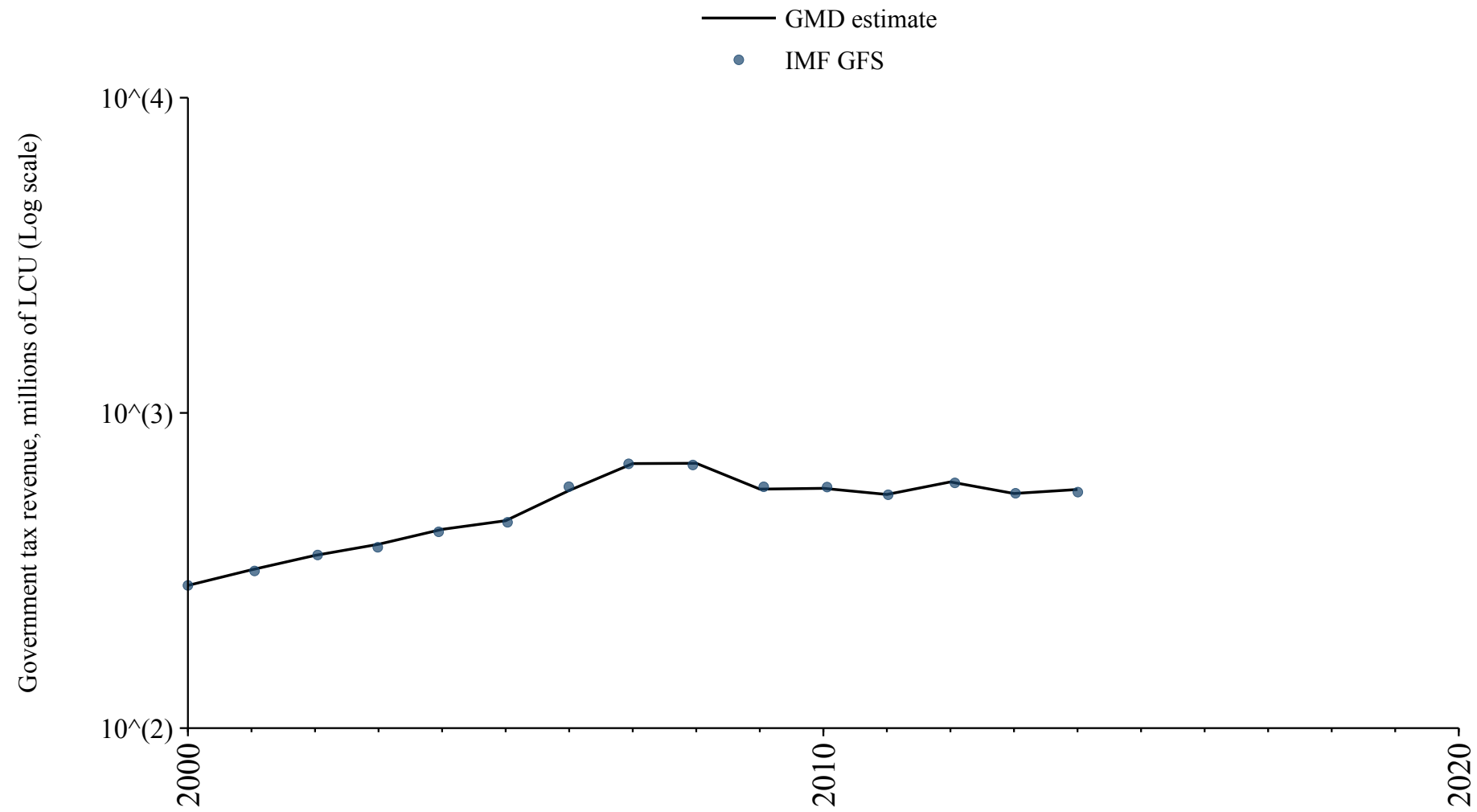
## Anguilla

Source	Time span	Notes
<a href="#">International Monetary Fund (2024)</a>	2000 - 2017	Spliced using overlapping data in 2018.



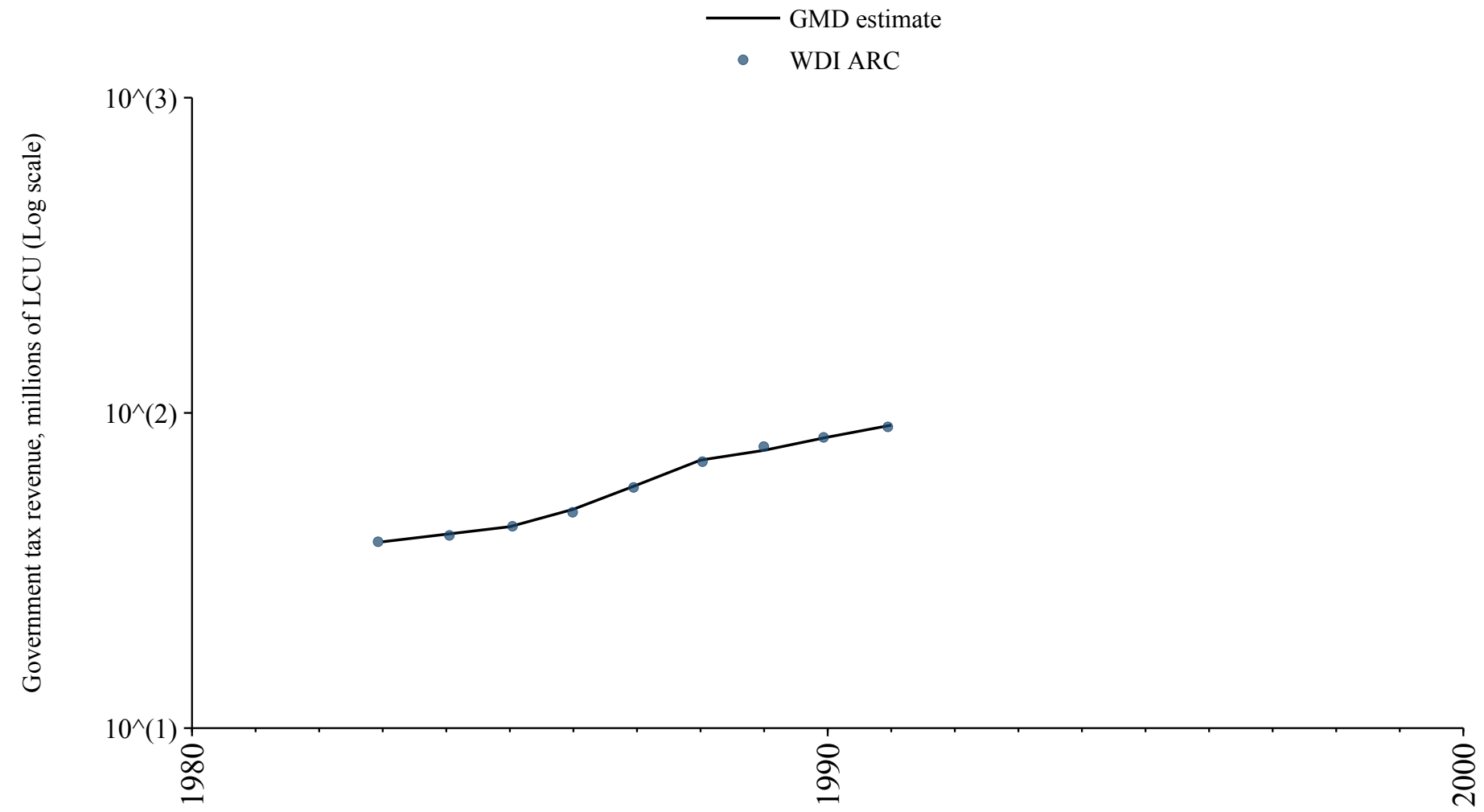
## Antigua and Barbuda

Source	Time span	Notes
<a href="#">International Monetary Fund (2024)</a>	2000 - 2014	Spliced using overlapping data in 2015.



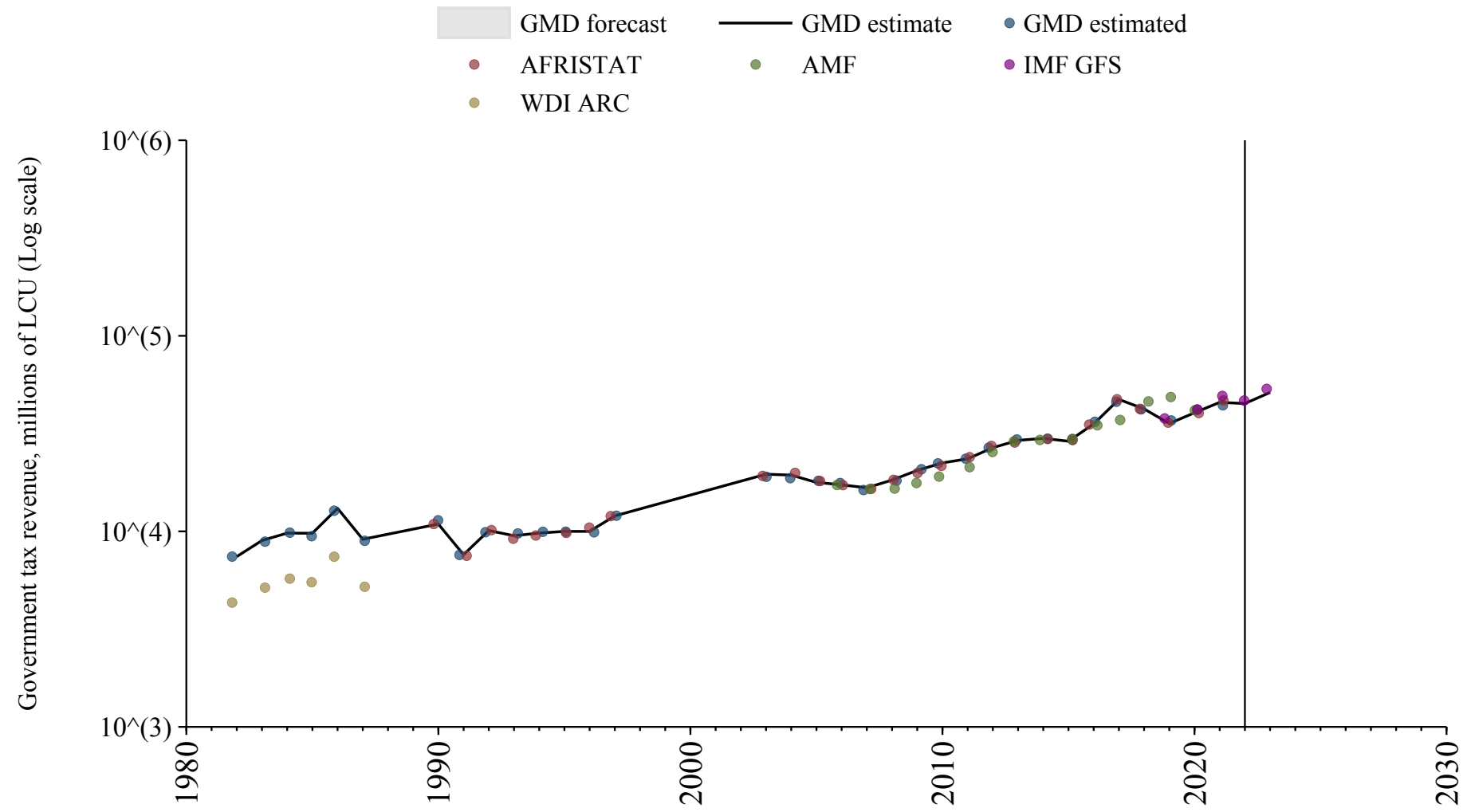
## Cayman Islands

Source	Time span	Notes
<a href="#">World Bank (Archives) (1999)</a>	1983 - 1991	Spliced using overlapping data in 1992.



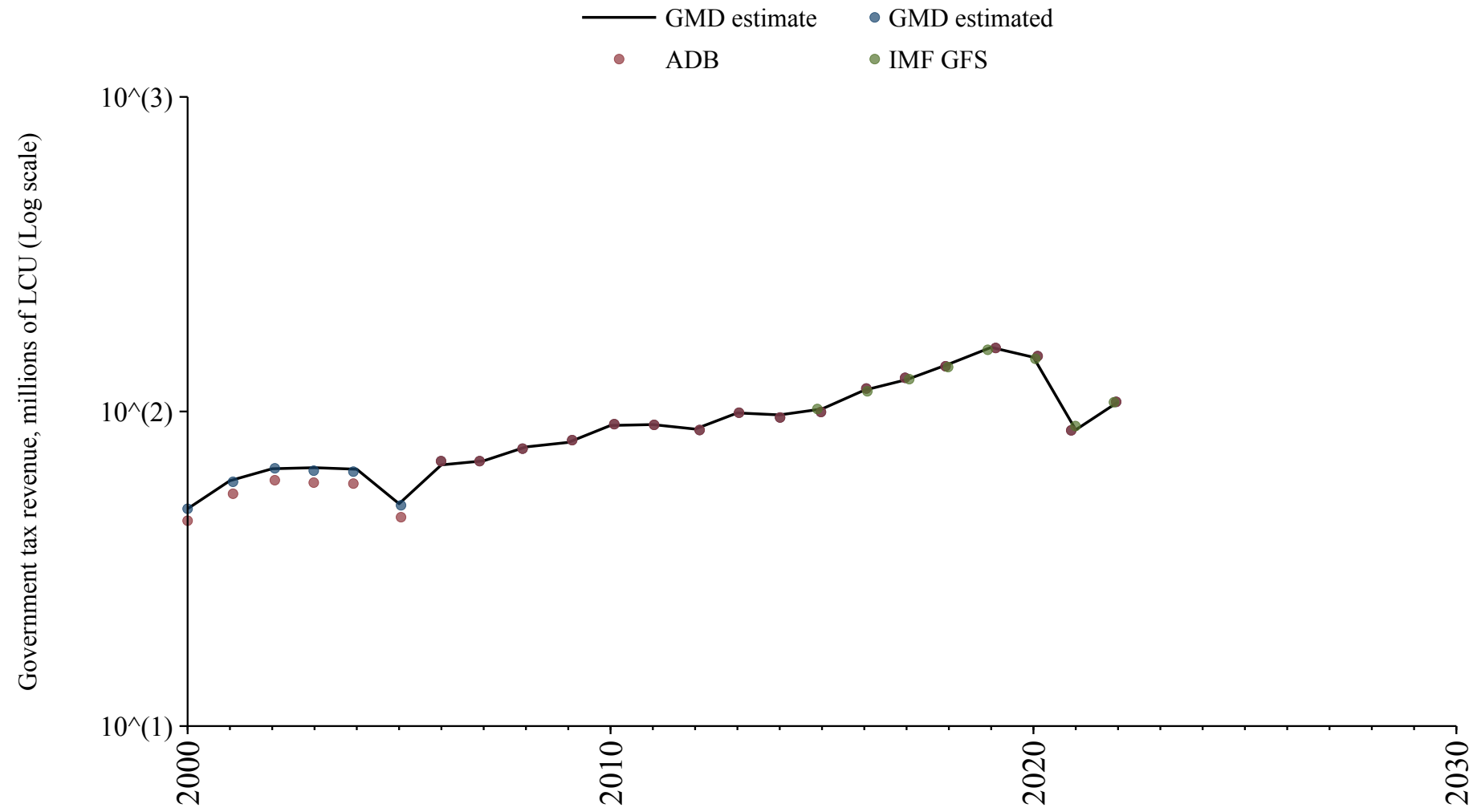
## Comoros

Source	Time span	Notes
<a href="#">World Bank (Archives) (1999)</a>	1982 - 1987	Spliced using overlapping data in 1988.
<a href="#">African Union (2024)</a>	1988 - 2021	Baseline source, overlaps with base year 2018.
<a href="#">International Monetary Fund (2024)</a>	2022 - 2023	Spliced using overlapping data in 2024: (ratio = 93.2%).



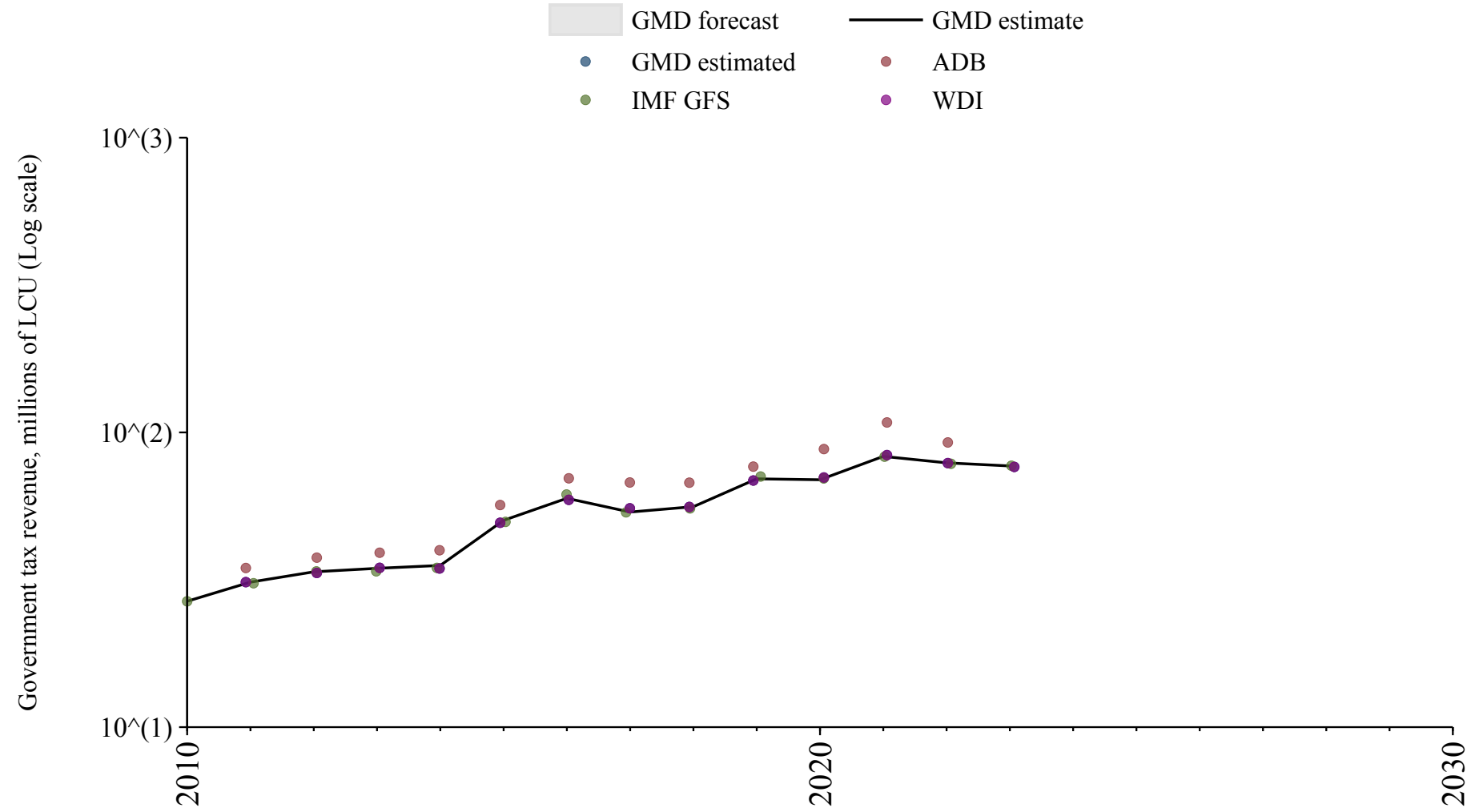
## Cook Islands

Source	Time span	Notes
<a href="#">Asian Development Bank (2024)</a>	2000 - 2022	Baseline source, overlaps with base year 2018.



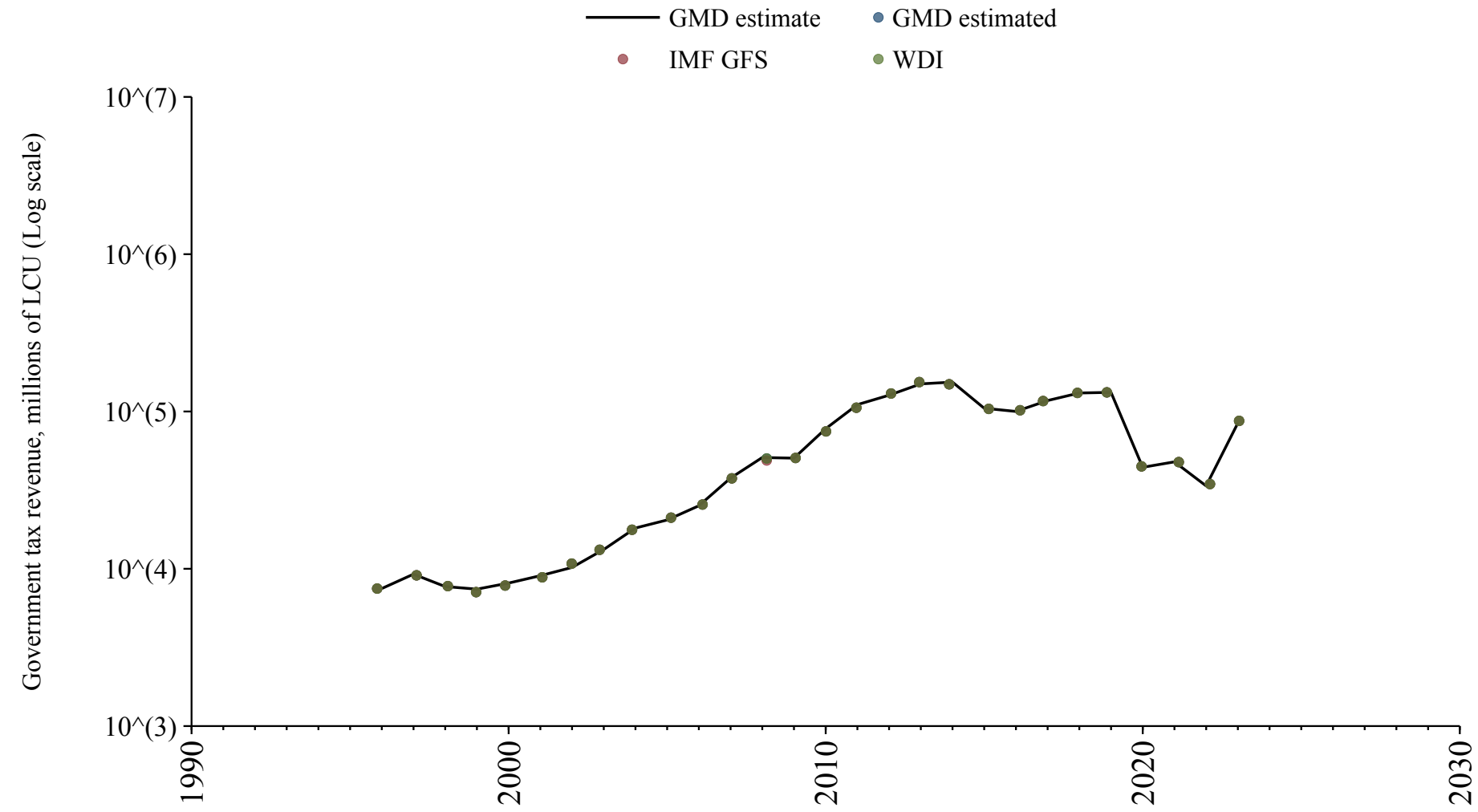
# Kiribati

Source	Time span	Notes
<a href="#">International Monetary Fund (2024)</a>	2010 - 2010	Spliced using overlapping data in 2011.
<a href="#">World Bank (2024)</a>	2011 - 2023	Baseline source, overlaps with base year 2018.



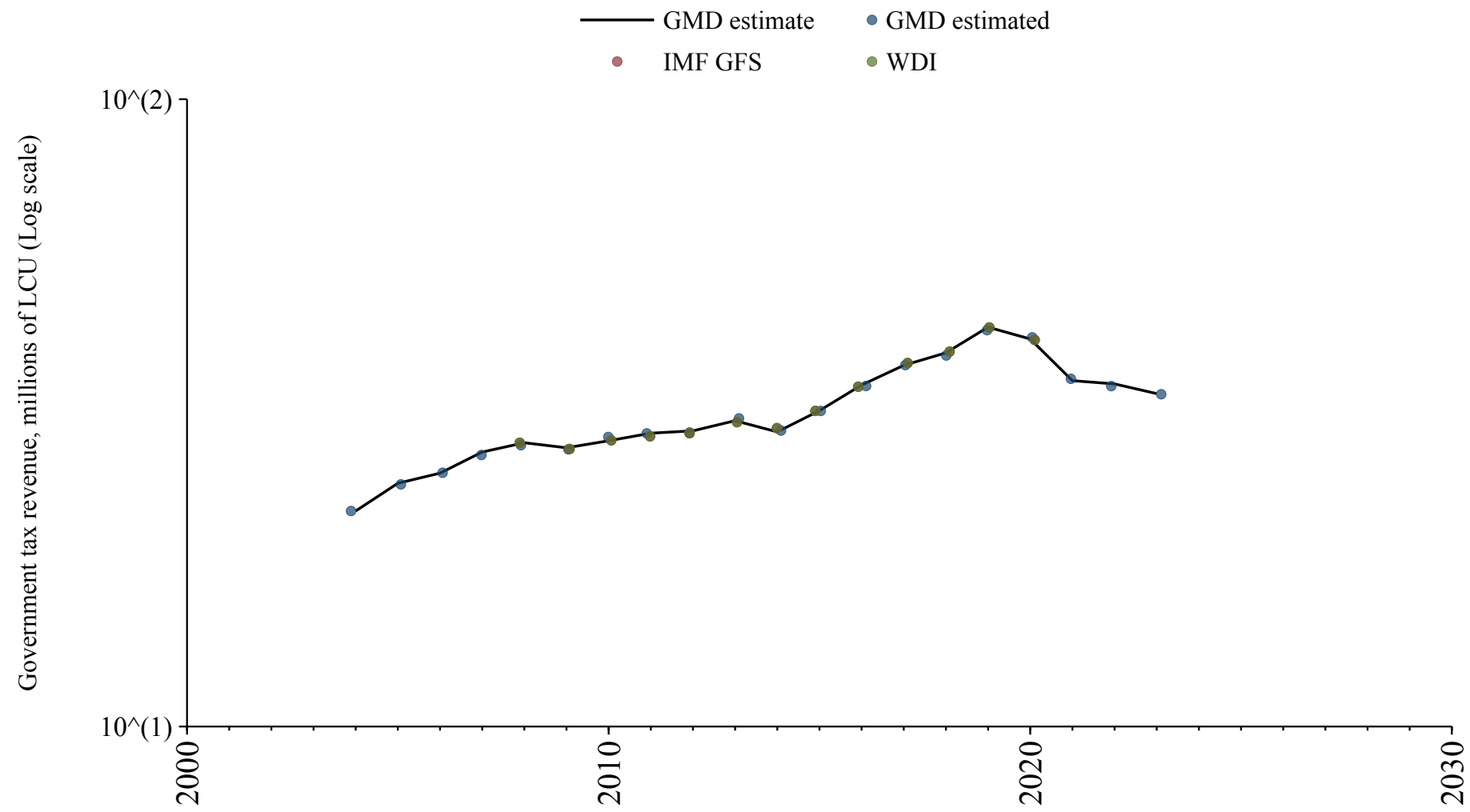
## Macau

Source	Time span	Notes
<a href="#">World Bank (2024)</a>	1996 - 2023	Baseline source, overlaps with base year 2018.



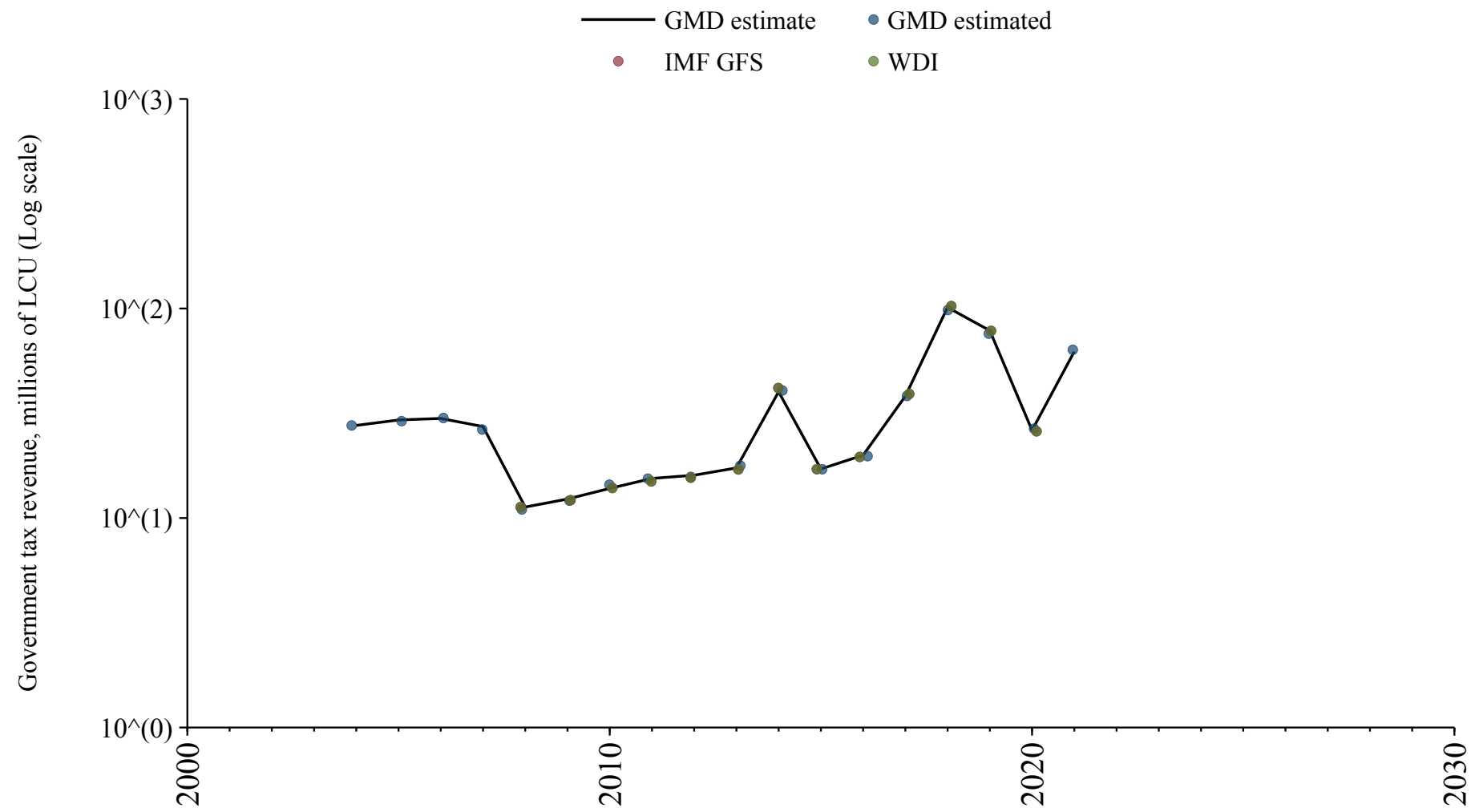
## Marshall Islands

Source	Time span	Notes
<a href="#">Asian Development Bank (2024)</a>	2004 - 2007	Spliced using overlapping data in 2008.
<a href="#">World Bank (2024)</a>	2008 - 2020	Baseline source, overlaps with base year 2018.
<a href="#">Asian Development Bank (2024)</a>	2021 - 2023	Spliced using overlapping data in 2024.



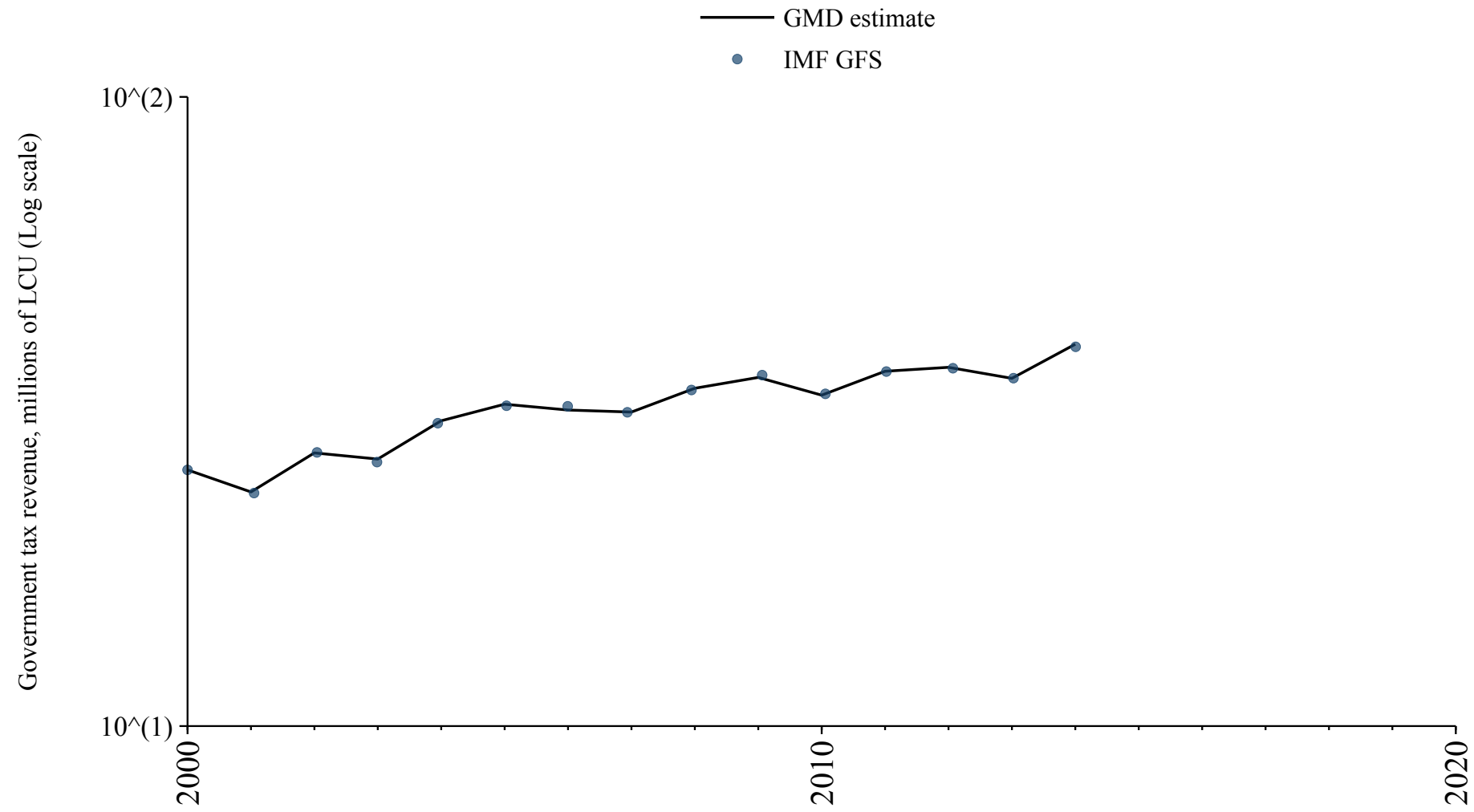
## Micronesia (Federated States of)

Source	Time span	Notes
<a href="#">Asian Development Bank (2024)</a>	2004 - 2007	Spliced using overlapping data in 2008.
<a href="#">World Bank (2024)</a>	2008 - 2020	Baseline source, overlaps with base year 2018.
<a href="#">Asian Development Bank (2024)</a>	2021 - 2021	Spliced using overlapping data in 2022.



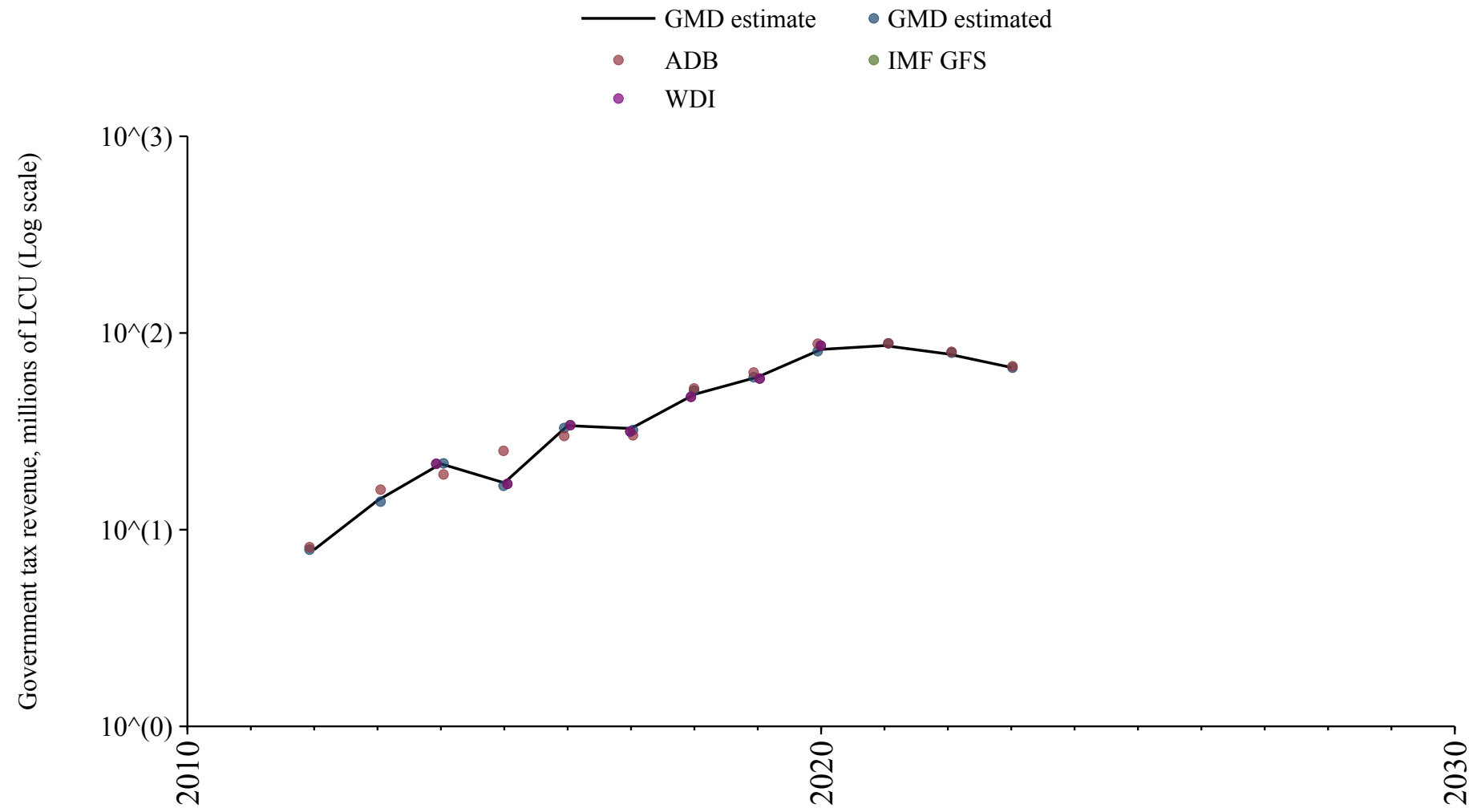
## Montserrat

Source	Time span	Notes
<a href="#">International Monetary Fund (2024)</a>	2000 - 2014	Spliced using overlapping data in 2015.



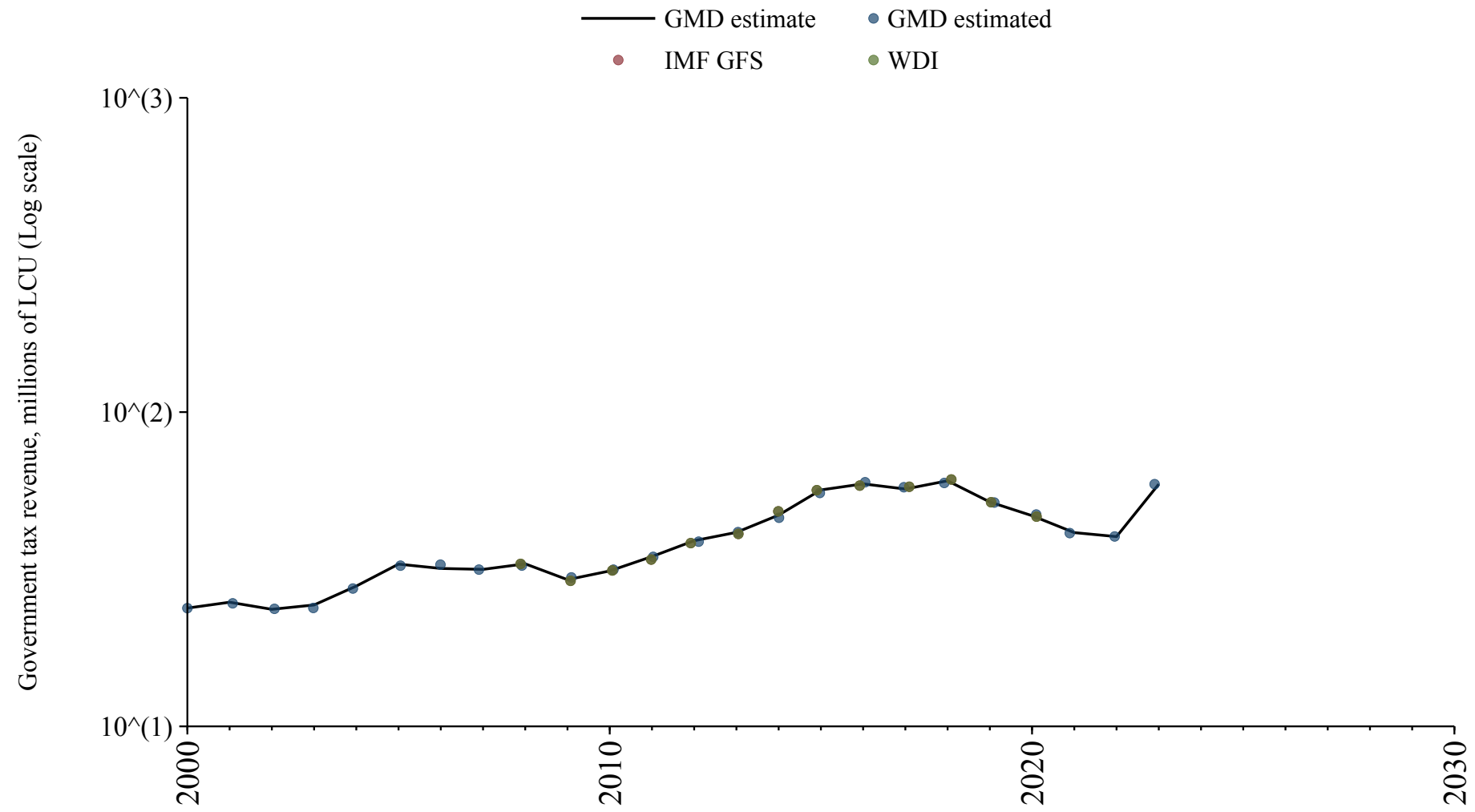
## Nauru

Source	Time span	Notes
<a href="#">Asian Development Bank (2024)</a>	2012 - 2013	Spliced using overlapping data in 2014.
<a href="#">World Bank (2024)</a>	2014 - 2020	Baseline source, overlaps with base year 2018.
<a href="#">Asian Development Bank (2024)</a>	2021 - 2023	Spliced using overlapping data in 2024.



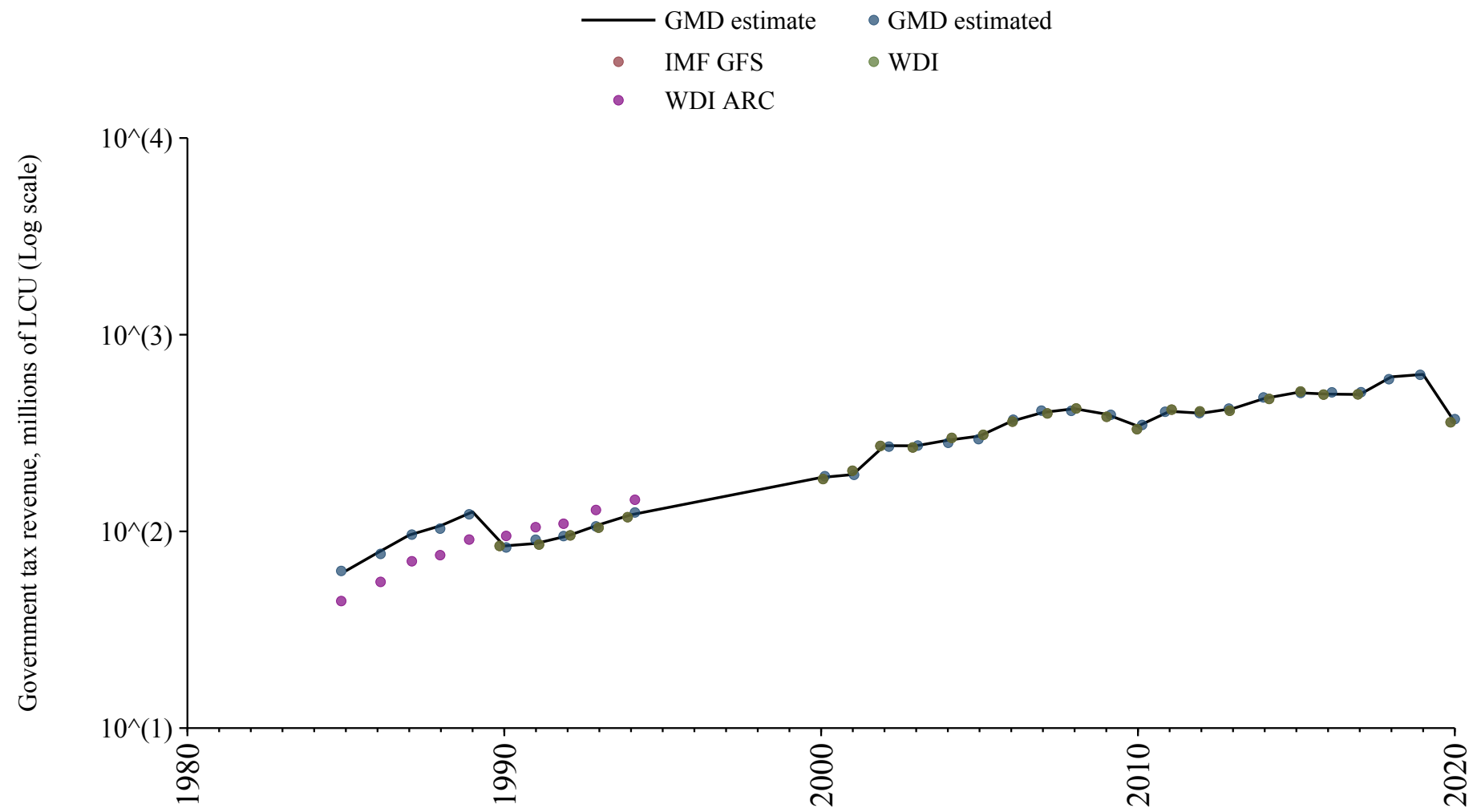
## Palau

Source	Time span	Notes
<a href="#">Asian Development Bank (2024)</a>	2000 - 2007	Spliced using overlapping data in 2008.
<a href="#">World Bank (2024)</a>	2008 - 2020	Baseline source, overlaps with base year 2018.
<a href="#">Asian Development Bank (2024)</a>	2021 - 2023	Spliced using overlapping data in 2024.



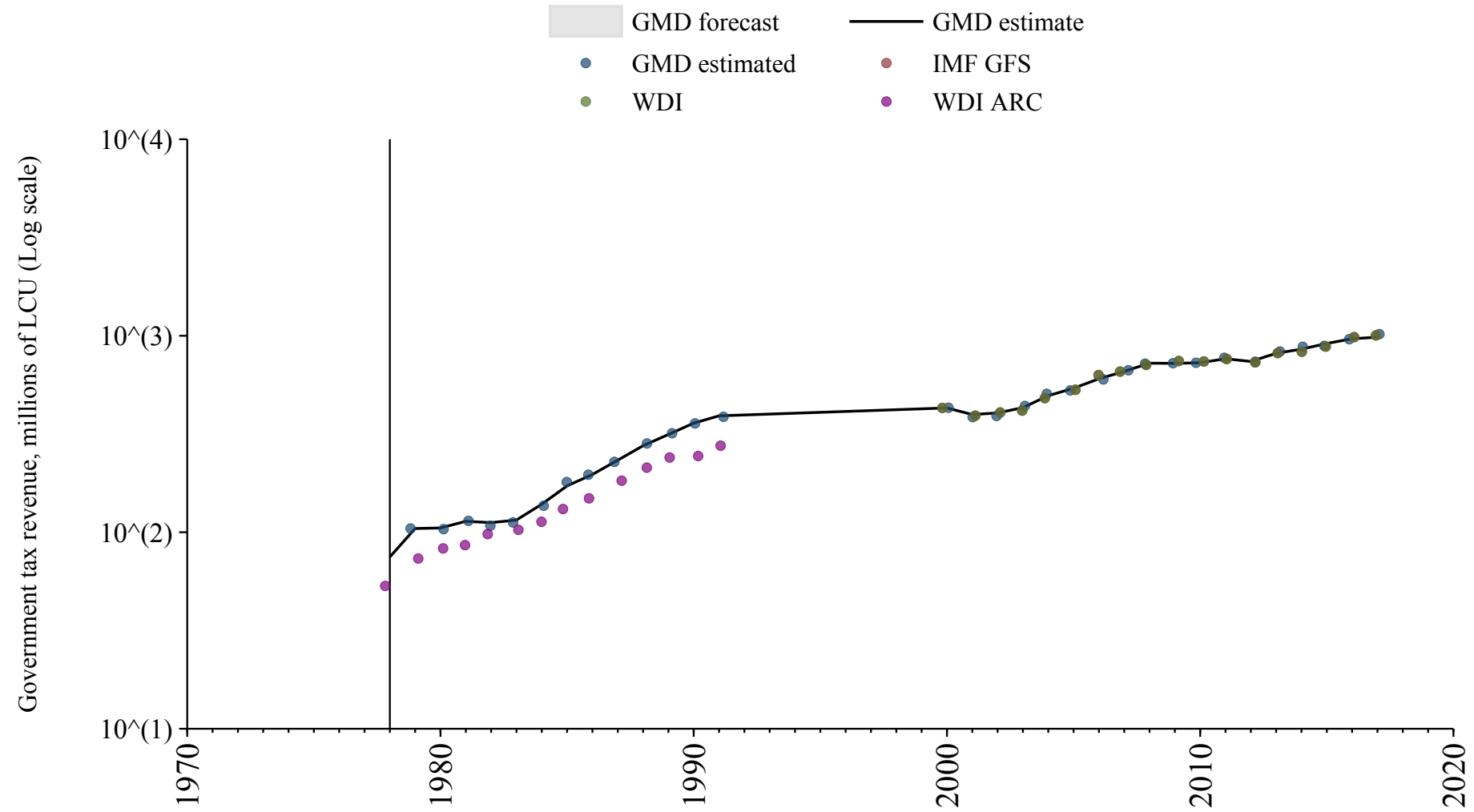
## Saint Kitts and Nevis

Source	Time span	Notes
<a href="#">World Bank (Archives) (1999)</a>	1985 - 1989	Spliced using overlapping data in 1990.
<a href="#">World Bank (2024)</a>	1990 - 2017	Spliced using overlapping data in 2018.
<a href="#">World Bank (Archives) (1999)</a>	2018 - 2019	Baseline source, overlaps with base year 2018.
<a href="#">World Bank (2024)</a>	2020 - 2020	Spliced using overlapping data in 2021.



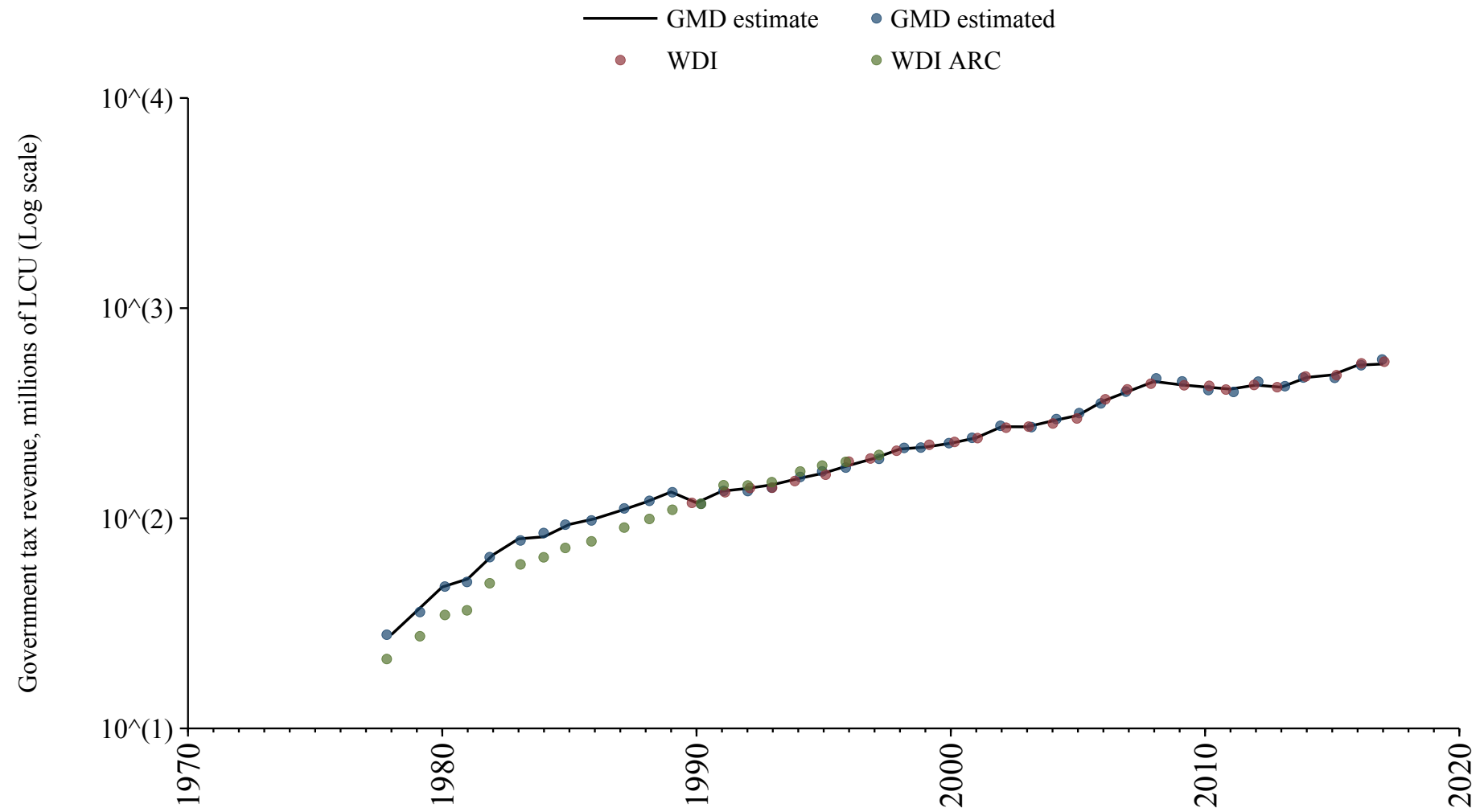
## Saint Lucia

Source	Time span	Notes
<a href="#">World Bank (Archives) (1999)</a>	1978 - 1991	Spliced using overlapping data in 1992.
<a href="#">World Bank (2024)</a>	1992 - 2017	Spliced using overlapping data in 2018.



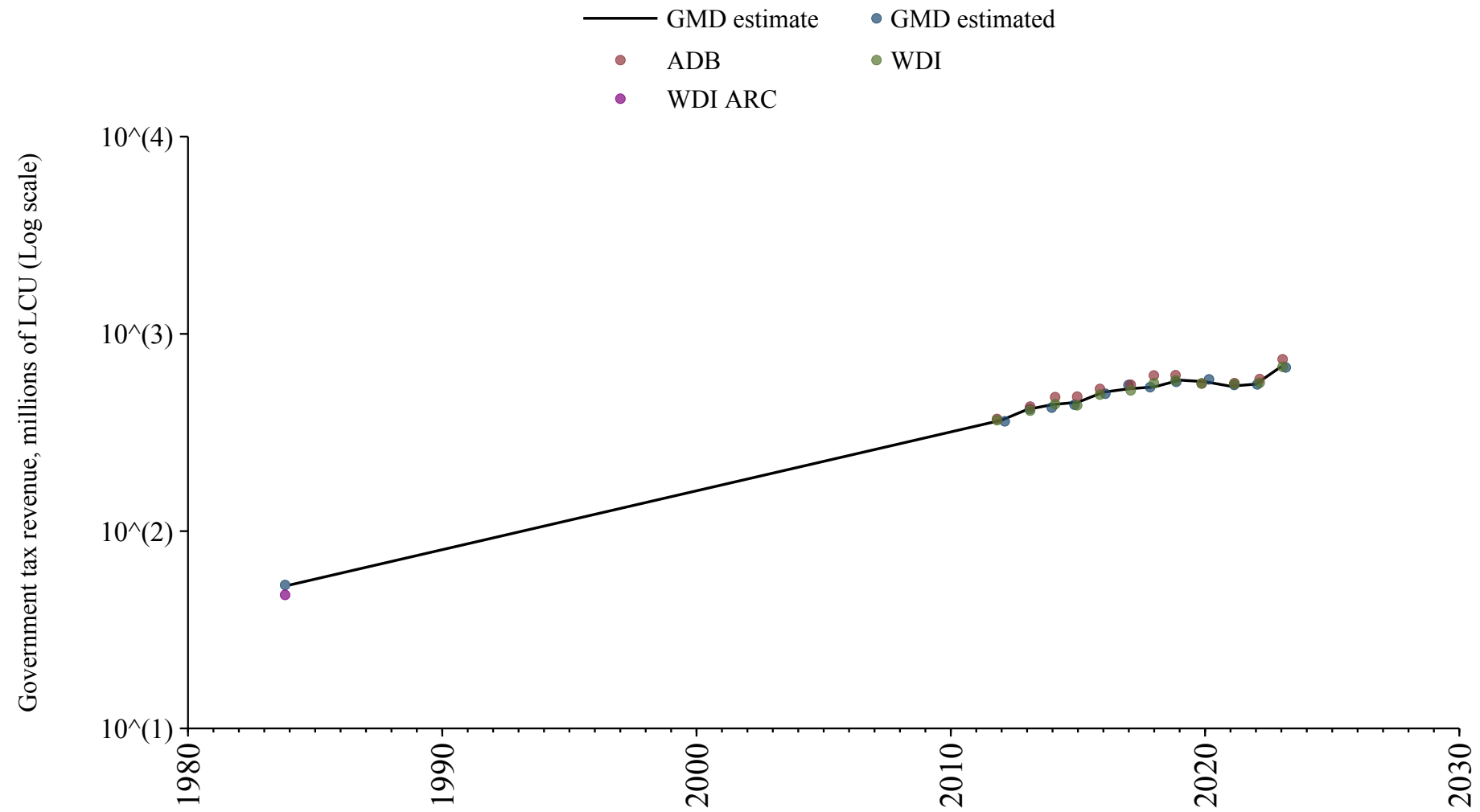
## Saint Vincent and the Grenadines

Source	Time span	Notes
<a href="#">World Bank (Archives) (1999)</a>	1978 - 1989	Spliced using overlapping data in 1990.
<a href="#">World Bank (2024)</a>	1990 - 2017	Spliced using overlapping data in 2018.



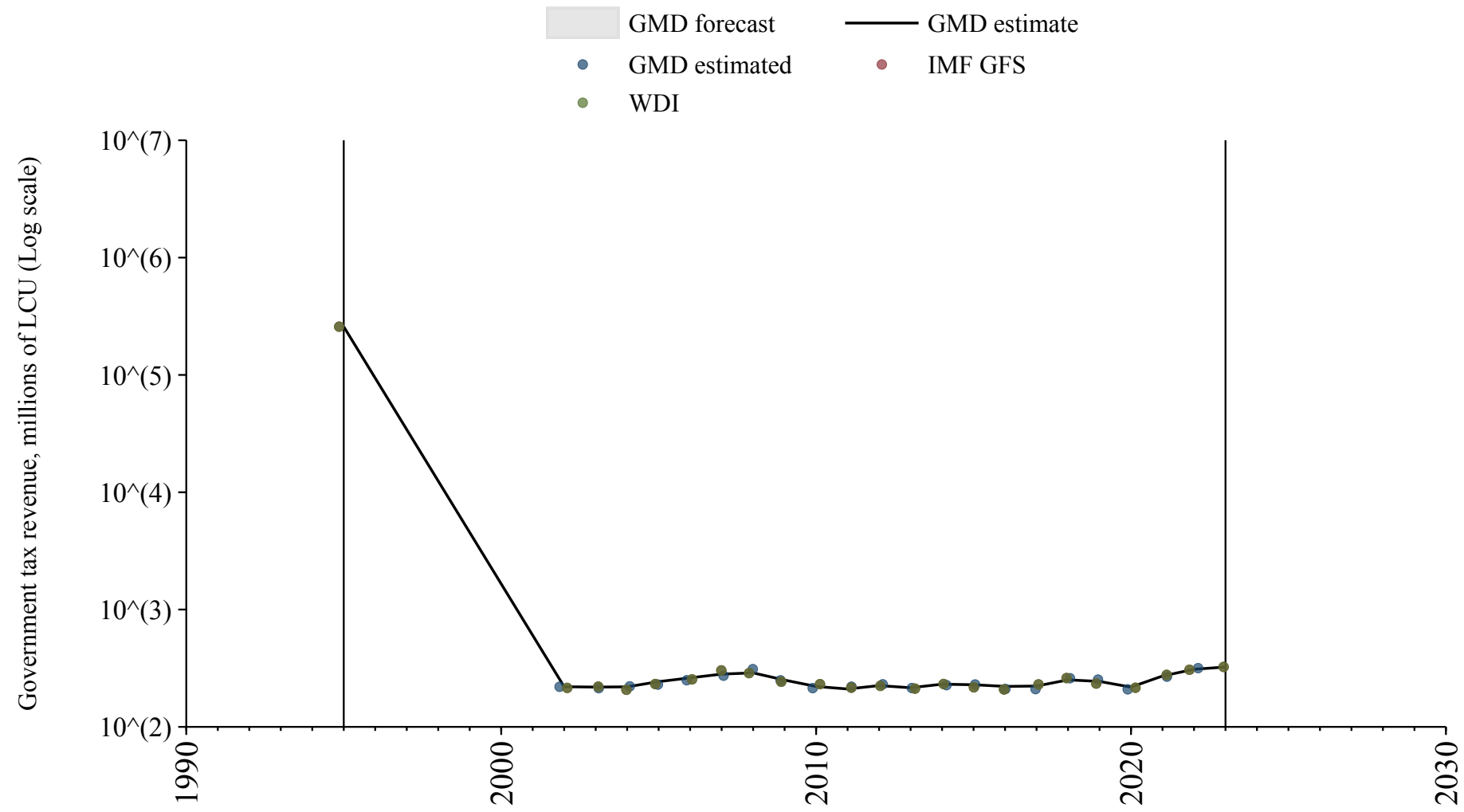
## Samoa

Source	Time span	Notes
<a href="#">World Bank (Archives) (1999)</a>	1984 - 1984	Spliced using overlapping data in 1985.
<a href="#">World Bank (2024)</a>	1985 - 2023	Baseline source, overlaps with base year 2018.



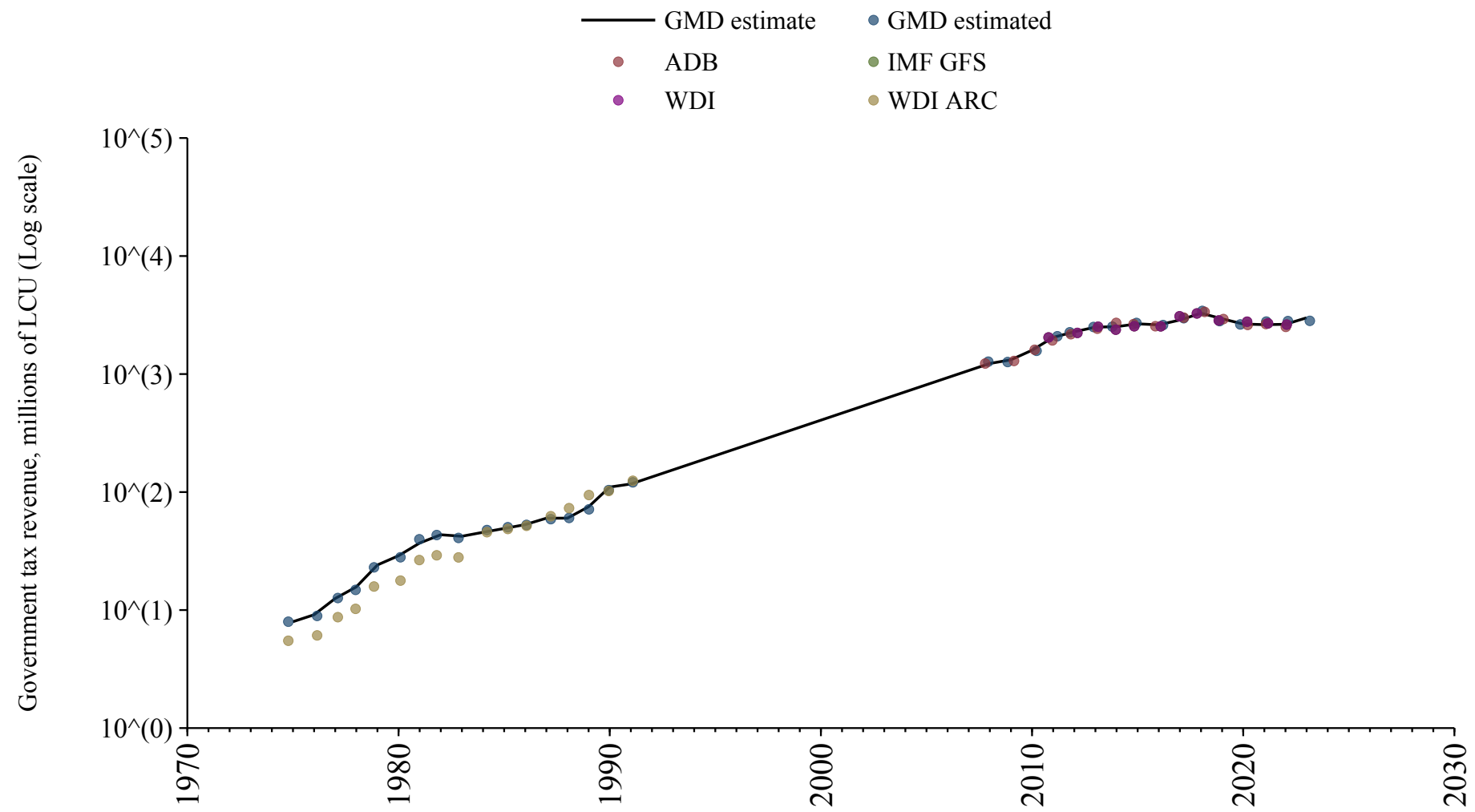
## San Marino

Source	Time span	Notes
<a href="#">International Monetary Fund (2024)</a>	1995 - 1995	Spliced using overlapping data in 1996.
<a href="#">World Bank (2024)</a>	2002 - 2022	Baseline source, overlaps with base year 2018.
<a href="#">International Monetary Fund (2024)</a>	2023 - 2023	Spliced using overlapping data in 2024.



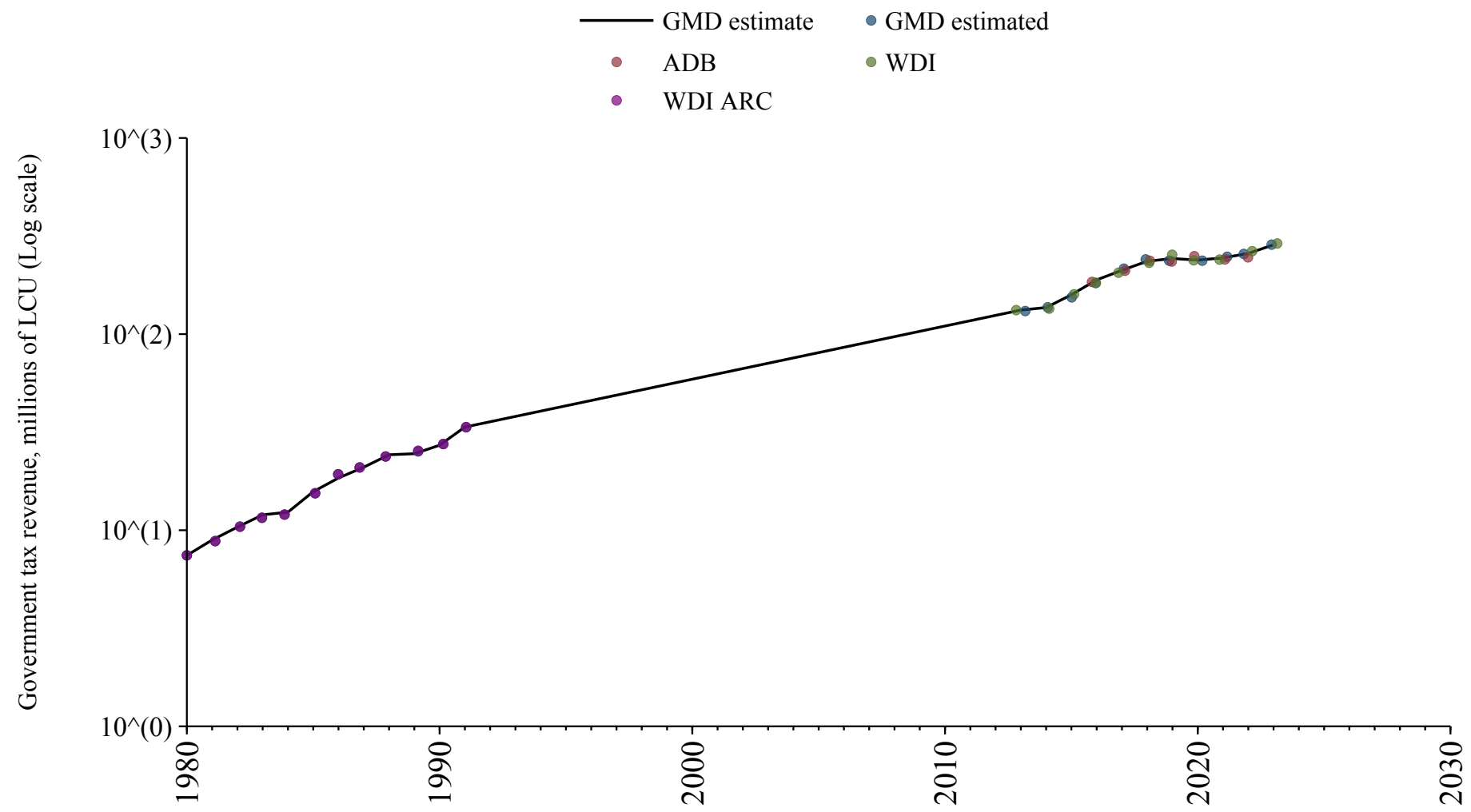
## Solomon Islands

Source	Time span	Notes
<a href="#">World Bank (Archives) (1999)</a>	1975 - 1991	Spliced using overlapping data in 1992.
<a href="#">Asian Development Bank (2024)</a>	1992 - 2010	Spliced using overlapping data in 2011.
<a href="#">World Bank (2024)</a>	2011 - 2022	Baseline source, overlaps with base year 2018.
<a href="#">Asian Development Bank (2024)</a>	2023 - 2023	Spliced using overlapping data in 2024.



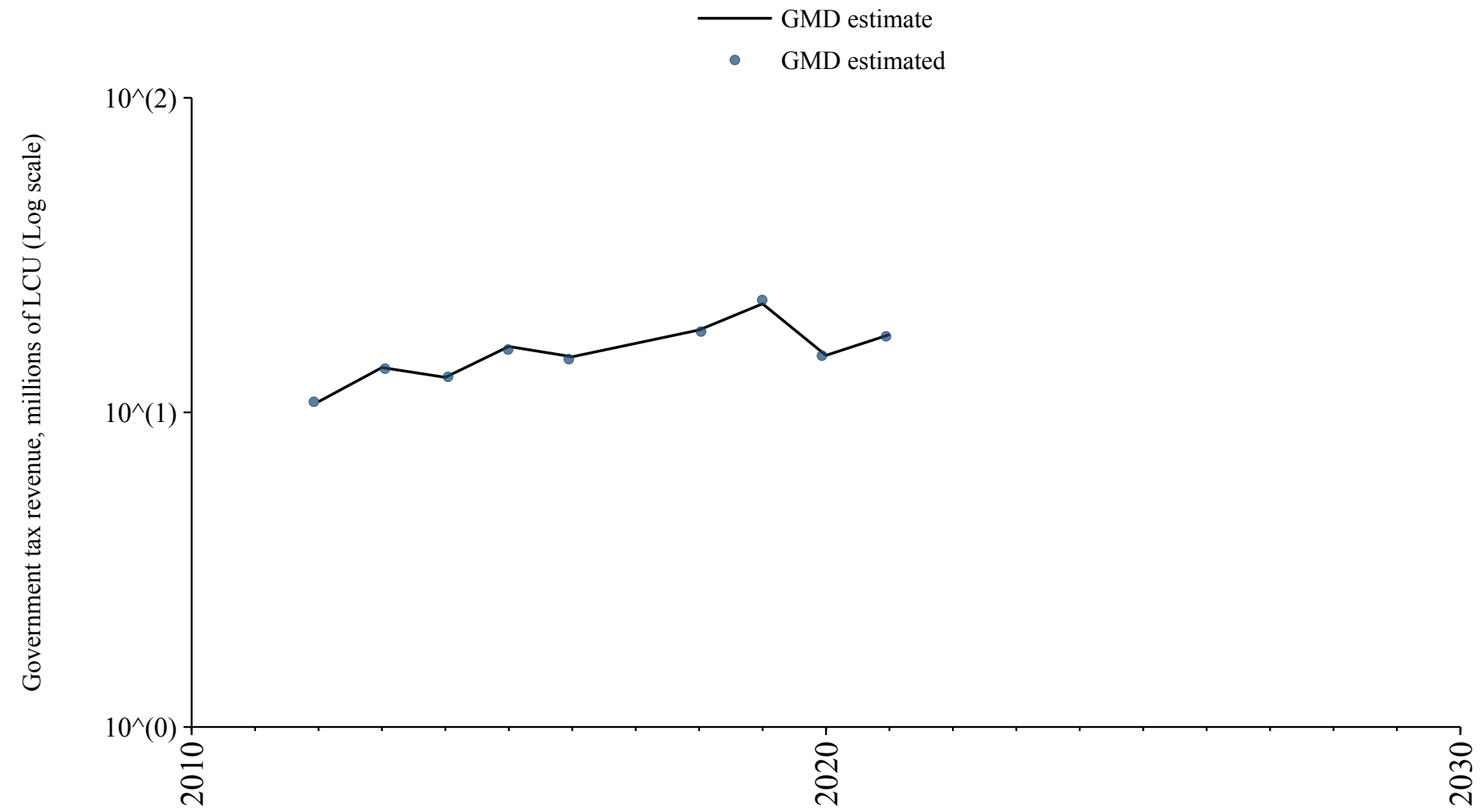
# Tonga

Source	Time span	Notes
<a href="#">World Bank (Archives) (1999)</a>	1980 - 1991	Spliced using overlapping data in 1992.
<a href="#">World Bank (2024)</a>	1992 - 2023	Baseline source, overlaps with base year 2018.



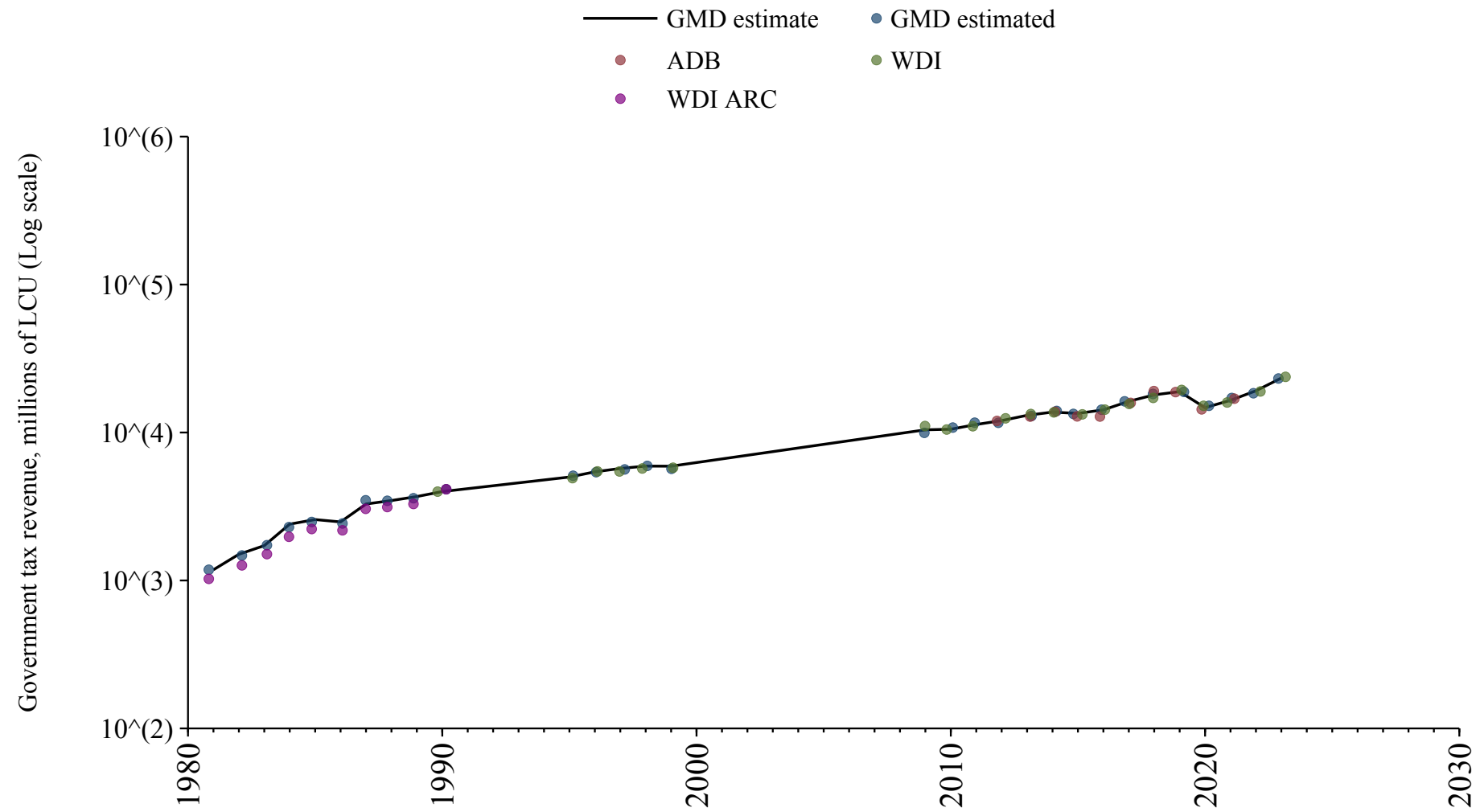
## Tuvalu

Source	Time span	Notes
<a href="#">Asian Development Bank (2024)</a>	2012 - 2016	Spliced using overlapping data in 2017.
<a href="#">Asian Development Bank (2024)</a>	2018 - 2021	Baseline source, overlaps with base year 2018.



# Vanuatu

Source	Time span	Notes
<a href="#">World Bank (Archives) (1999)</a>	1981 - 1989	Spliced using overlapping data in 1990.
<a href="#">World Bank (2024)</a>	1990 - 2023	Baseline source, overlaps with base year 2018.



## References

### References

- African Union. AFRISTAT: The Economic and Statistical Observatory for Sub-Saharan Africa, 2024. URL <https://www.afristat.org/>. Accessed: 2024-07-20.
- Thilo N.H. Albers, Morten Jerven, and Marvin Suesse. The fiscal state in africa: Evidence from a century of growth. *International Organization*, 77(1):65–101, 2023. doi: 10.1017/S0020818322000285.
- Arab Monetary Fund. Arab Economic Database, 2024. URL <https://www.amf.org.ae/ar>. Accessed: 2024-07-10.
- Asian Development Bank. Key Indicators Database (KIDB), 2024. URL <https://kidb.adb.org>.
- Banque centrale des États de l’Afrique de l’Ouest. Banque centrale des États de l’Afrique de l’Ouest, 2024. URL <https://www.bceao.int/>. Accessed: 2024-07-15.
- Myung Soo Cha, Nak Nyeon Kim, Ki-Joo Park, and Yitaek Park. *Historical statistics of Korea*. Springer, 2022.
- European Commission. Eurostat data explorer, 2024. URL [https://ec.europa.eu/eurostat/databrowser/explore/all/all\\_themes](https://ec.europa.eu/eurostat/databrowser/explore/all/all_themes). Accessed: 2024-04-23.
- Gary W Cox and Mark Dincecco. The budgetary origins of fiscal-military prowess. *The Journal of Politics*, 83(3):851–866, 2021. URL <https://dataverse.harvard.edu/dataset.xhtml?persistentId=doi:10.7910/DVN/EVCSCQ>.
- Federal Reserve Bank of St. Louis. Federal Reserve Economic Data, 2024. URL <https://fred.stlouisfed.org/>. Accessed: 2024-05-13.
- Statistics Iceland. *HagskinnaIcelandic Historical Statistics from the 17th Century to 1990*. Hagstofa Íslands, Reykjavík, 1997. URL <https://baekur.is/bok/8f318e69-dc49-4a9f-a8ec-805b2352bad0>. Accessed: 2024-07-08.
- Institute of Economic Research, Hitotsubashi University. Asian Historical Statistics: Basic Data for Asian Economic History, 2008. URL <http://www.ier.hit-u.ac.jp/English/database/db.html>.
- Instituto Nacional de Estatística. *Portuguese Historical Statistics*. INE, Lisboa, 2001. ISBN 972-673-477-0 and 972-673-478-9. URL <https://www.ine.pt/xurl/pub/138364>.
- International Monetary Fund. Government finance statistics, 2024. URL <https://data.imf.org/?sk=a0867067-d23c-4ebc-ad23-d3b015045405>.
- Brian Mitchell. *International Historical Statistics*. International Historical Statistics. Palgrave Macmillan London, 1 edition, 2013. ISBN 978-1-137-30568-8. doi: 10.1057/978-1-137-30568-8. URL <https://doi.org/10.1057/978-1-137-30568-8>.
- National Bank of Serbia. South-eastern european monetary and economic statistics from the 19th century to world war ii, 2024. URL <https://www.nbs.rs/en/drugi-nivo-navigacije/publikacije-i-istrazivanja/seemhn/seemhn-dctf/>. Accessed: 2024-06-24.
- National Bureau of Statistics of China. Statistical data, 2024.
- OECD. Revenue statistics 2024: Health taxes in oecd countries, 2024. URL [https://www.oecd.org/en/publications/revenue-statistics-2024\\_c87a3da5-en.html](https://www.oecd.org/en/publications/revenue-statistics-2024_c87a3da5-en.html). Accessed on 2024-07-10.
- OECD Economic Outlook. Oecd economic outlook data, 2024. URL <https://www.oecd.org/en/topics/sub-issues/economic-outlook.html>. Accessed on 2024-06-05.
- Statistics Canada. Historical statistics of canada: Section f: Gross national product, the capital stock, and productivity. URL <https://www150.statcan.gc.ca/n1/pub/11-516-x/sectionf/4057751-eng.htm>. In Historical Statistics of Canada. Accessed October 02, 2024.
- Wray Vamplew. *Australians: Historical Statistics*, volume 10. Fairfax, Syme & Weldon Associates, Broadway, N.S.W., Australia, 1987.
- World Bank. World development indicators, 2024. URL <https://data.worldbank.org/indicator>. Accessed: 2024-04-21.
- World Bank (Archives). World development indicators, 1999. URL <https://data.worldbank.org/indicator>. Accessed: 2024-07-21.