

Imports to GDP

September 29, 2025

Contents

| | |
|-------------------------------|-----------|
| Afghanistan | 4 |
| Albania | 5 |
| Algeria | 6 |
| Angola | 7 |
| Argentina | 8 |
| Armenia | 9 |
| Australia | 10 |
| Austria | 11 |
| Azerbaijan | 12 |
| Bahamas | 13 |
| Bahrain | 14 |
| Bangladesh | 15 |
| Barbados | 16 |
| Belarus | 17 |
| Belgium | 18 |
| Belize | 19 |
| Benin | 20 |
| Bermuda | 21 |
| Bhutan | 22 |
| Bolivia | 23 |
| Bosnia and Herzegovina | 24 |
| Botswana | 25 |
| Brazil | 26 |
| Brunei | 27 |
| Bulgaria | 28 |
| Burkina Faso | 29 |

| | |
|---|-----------|
| Burundi | 30 |
| Cambodia | 31 |
| Cameroon | 32 |
| Canada | 33 |
| Cape Verde | 34 |
| Central African Republic | 35 |
| Chad | 36 |
| Chile | 37 |
| China | 38 |
| Colombia | 39 |
| Costa Rica | 40 |
| Croatia | 41 |
| Cuba | 42 |
| Cyprus | 43 |
| Czech Republic | 44 |
| Czechoslovakia | 45 |
| Democratic Republic of the Congo | 46 |
| Denmark | 47 |
| Djibouti | 48 |
| Dominica | 49 |
| Dominican Republic | 50 |
| Ecuador | 51 |
| Egypt | 52 |
| El Salvador | 53 |
| Equatorial Guinea | 54 |
| Eritrea | 55 |
| Estonia | 56 |

| | |
|-----------------------------------|-----------|
| Eswatini | 57 |
| Ethiopia | 58 |
| Fiji | 59 |
| Finland | 60 |
| France | 61 |
| Gabon | 62 |
| Gambia | 63 |
| Georgia | 64 |
| German Democratic Republic | 65 |
| Germany | 66 |
| Ghana | 67 |
| Greece | 68 |
| Grenada | 69 |
| Guatemala | 70 |
| Guinea | 71 |
| Guinea-Bissau | 72 |
| Guyana | 73 |
| Haiti | 74 |
| Honduras | 75 |
| Hong Kong | 76 |
| Hungary | 77 |
| Iceland | 78 |
| India | 79 |
| Indonesia | 80 |
| Iran | 81 |
| Iraq | 82 |
| Ireland | 83 |

| | |
|--------------------|------------|
| Israel | 84 |
| Italy | 85 |
| Ivory Coast | 86 |
| Jamaica | 87 |
| Japan | 88 |
| Jordan | 89 |
| Kazakhstan | 90 |
| Kenya | 91 |
| Kuwait | 92 |
| Kyrgyzstan | 93 |
| Laos | 94 |
| Latvia | 95 |
| Lebanon | 96 |
| Lesotho | 97 |
| Liberia | 98 |
| Libya | 99 |
| Lithuania | 100 |
| Luxembourg | 101 |
| Macedonia | 102 |
| Madagascar | 103 |
| Malawi | 104 |
| Malaysia | 105 |
| Maldives | 106 |
| Mali | 107 |
| Malta | 108 |
| Mauritania | 109 |
| Mauritius | 110 |

| | |
|-----------------------------|------------|
| Mexico | 111 |
| Moldova | 112 |
| Monaco | 113 |
| Mongolia | 114 |
| Montenegro | 115 |
| Morocco | 116 |
| Mozambique | 117 |
| Myanmar | 118 |
| Namibia | 119 |
| Nepal | 120 |
| Netherlands | 121 |
| Netherlands Antilles | 122 |
| New Zealand | 123 |
| Nicaragua | 124 |
| Niger | 125 |
| Nigeria | 126 |
| North Korea | 127 |
| Norway | 128 |
| Oman | 129 |
| Pakistan | 130 |
| Palestine | 131 |
| Panama | 132 |
| Papua New Guinea | 133 |
| Paraguay | 134 |
| Peru | 135 |
| Philippines | 136 |
| Poland | 137 |

| | |
|------------------------------|------------|
| Portugal | 138 |
| Puerto Rico | 139 |
| Qatar | 140 |
| Republic of the Congo | 141 |
| Romania | 142 |
| Russian Federation | 143 |
| Rwanda | 144 |
| Sao Tome and Principe | 145 |
| Saudi Arabia | 146 |
| Senegal | 147 |
| Serbia | 148 |
| Seychelles | 149 |
| Sierra Leone | 150 |
| Singapore | 151 |
| Slovakia | 152 |
| Slovenia | 153 |
| Somalia | 154 |
| South Africa | 155 |
| South Korea | 156 |
| South Sudan | 157 |
| Spain | 158 |
| Sri Lanka | 159 |
| Sudan | 160 |
| Suriname | 161 |
| Sweden | 162 |
| Switzerland | 163 |
| Syria | 164 |

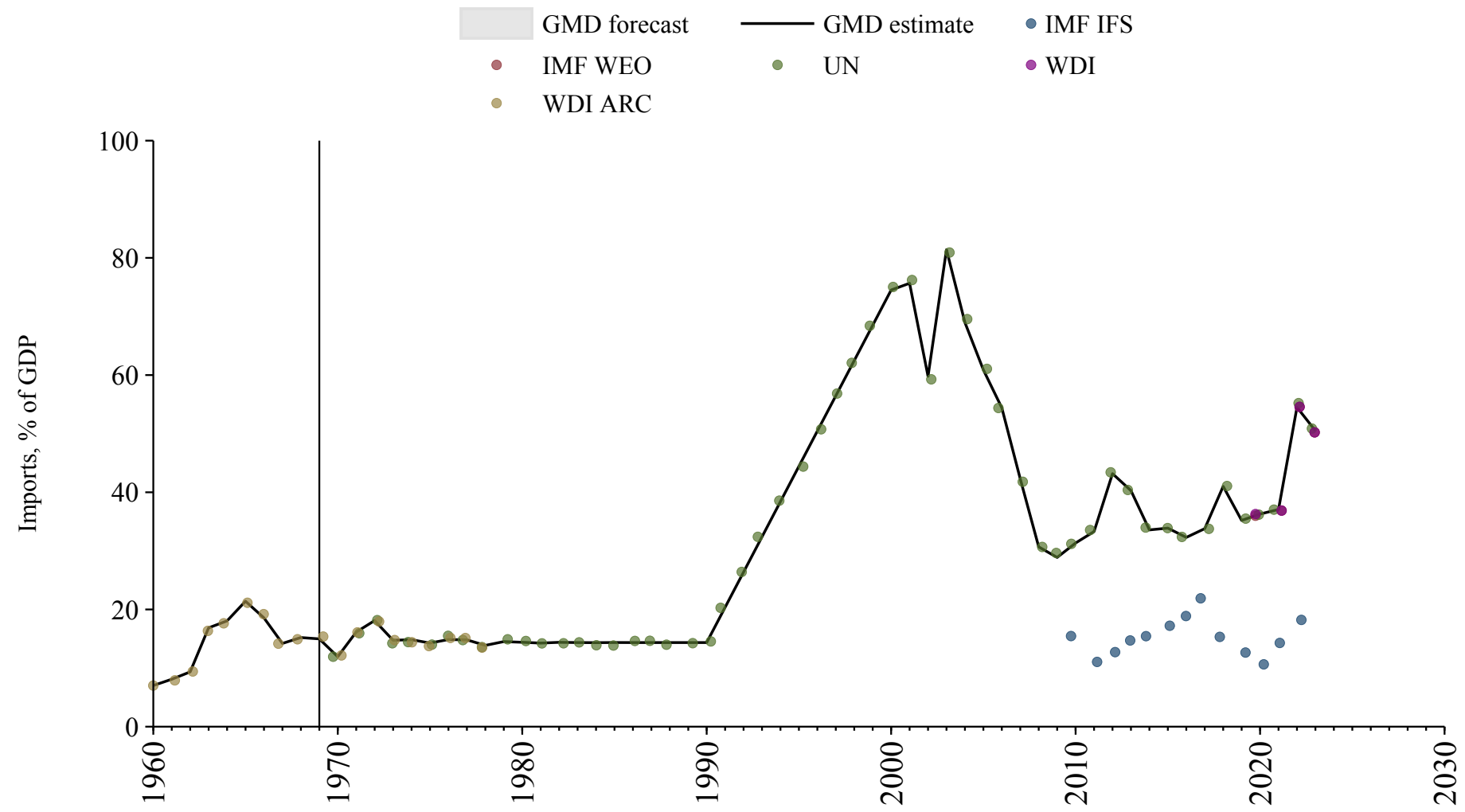
| | |
|-----------------------------|------------|
| Taiwan | 165 |
| Tajikistan | 166 |
| Tanzania | 167 |
| Thailand | 168 |
| Timor-Leste | 169 |
| Togo | 170 |
| Trinidad and Tobago | 171 |
| Tunisia | 172 |
| Turkey | 173 |
| Turkmenistan | 174 |
| Uganda | 175 |
| Ukraine | 176 |
| United Arab Emirates | 177 |
| United Kingdom | 178 |
| United States | 179 |
| Uruguay | 180 |
| Uzbekistan | 181 |
| Venezuela | 182 |
| Vietnam | 183 |
| Yemen | 184 |
| Yugoslavia | 185 |
| Zambia | 186 |
| Zimbabwe | 187 |
| American Samoa | 188 |
| Andorra | 189 |
| Anguilla | 190 |
| Antigua and Barbuda | 191 |

| | |
|---|------------|
| Aruba | 192 |
| British Virgin Islands | 193 |
| Cayman Islands | 194 |
| Comoros | 195 |
| Cook Islands | 196 |
| Curaçao | 197 |
| Faroe Islands | 198 |
| French Polynesia | 199 |
| Greenland | 200 |
| Guam | 201 |
| Kiribati | 202 |
| Kosovo | 203 |
| Liechtenstein | 204 |
| Macau | 205 |
| Marshall Islands | 206 |
| Micronesia (Federated States of) | 207 |
| Montserrat | 208 |
| Nauru | 209 |
| New Caledonia | 210 |
| Niue | 211 |
| Northern Mariana Islands | 212 |
| Palau | 213 |
| Saint Kitts and Nevis | 214 |
| Saint Lucia | 215 |
| Saint Vincent and the Grenadines | 216 |
| Samoa | 217 |
| San Marino | 218 |

| | |
|---------------------------------|------------|
| Sint Maarten | 219 |
| Solomon Islands | 220 |
| Tonga | 221 |
| Turks and Caicos Islands | 222 |
| Tuvalu | 223 |
| US Virgin Islands | 224 |
| Vanuatu | 225 |
| References | 226 |

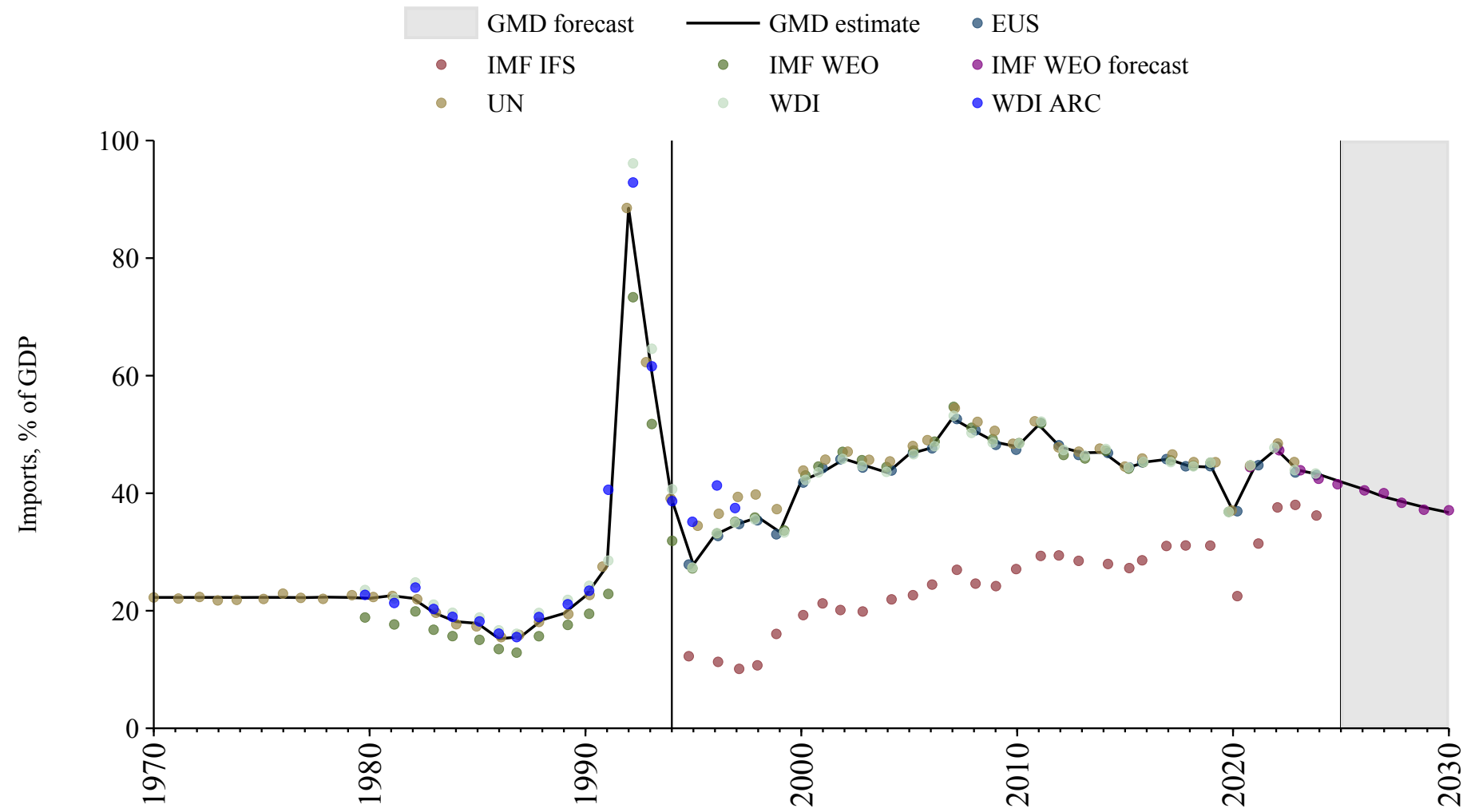
Afghanistan

| Source | Time span | Notes |
|--|-------------|--|
| World Bank (Archives) (1999) | 1960 - 1969 | Spliced using overlapping data in 1970. |
| United Nations (2024) | 1970 - 2023 | Baseline source, overlaps with base year 2018. |



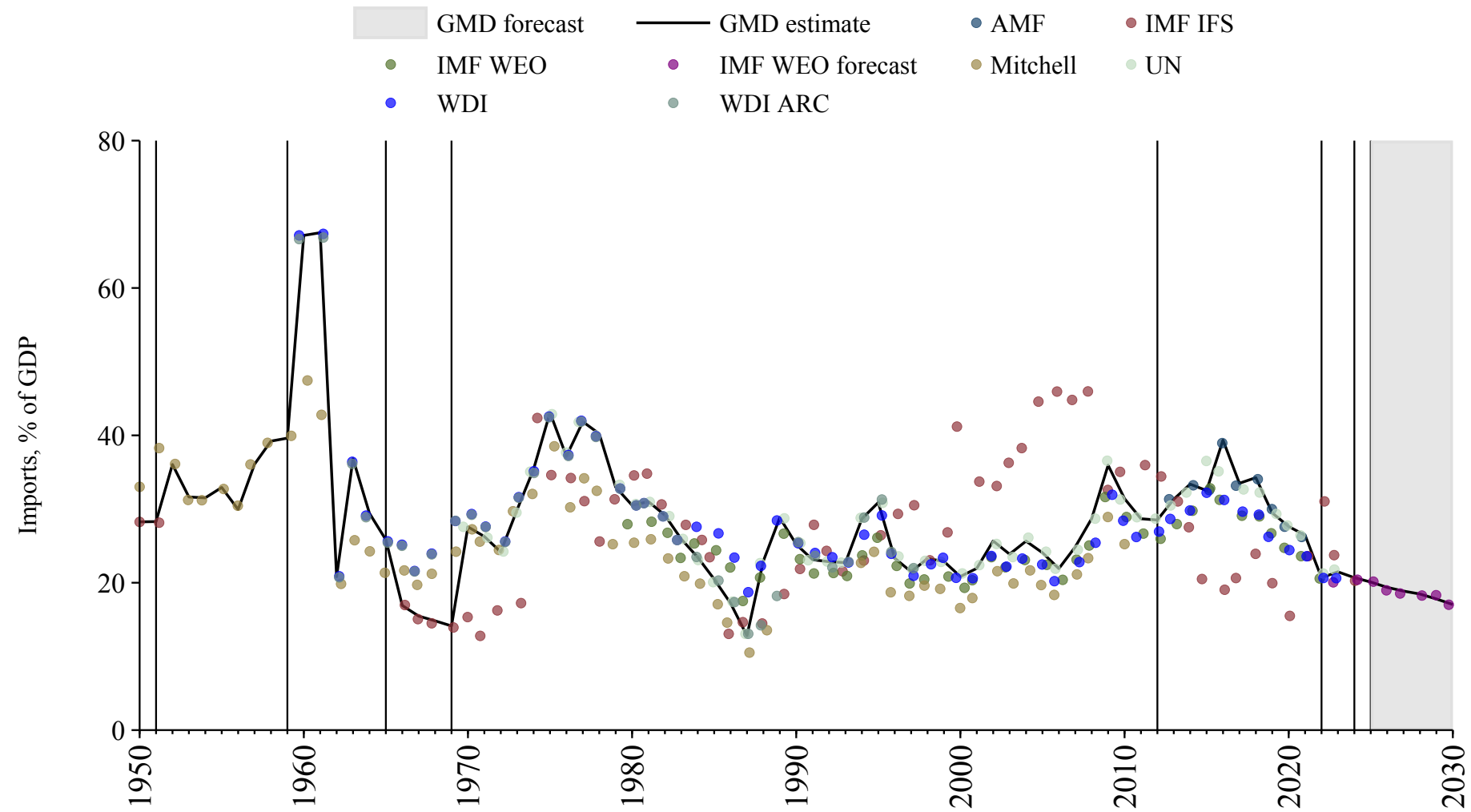
Albania

| Source | Time span | Notes |
|---------------------------------------|-------------|--|
| United Nations (2024) | 1970 - 1994 | Spliced using overlapping data in 1995. |
| Commission (2024) | 1995 - 2024 | Baseline source, overlaps with base year 2018. |
| WEO (2024b) | 2025 - 2030 | Spliced using overlapping data in 2031. |



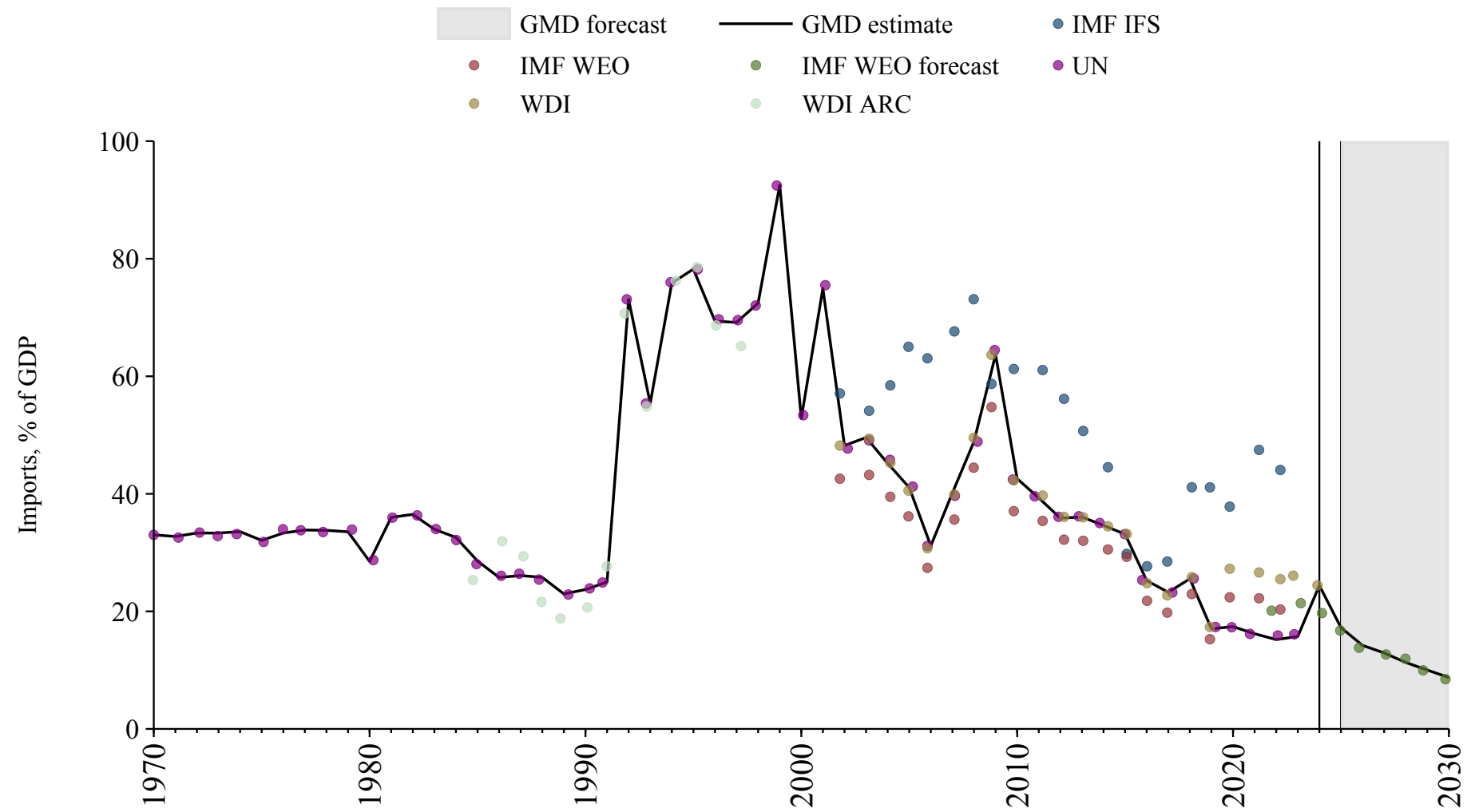
Algeria

| Source | Time span | Notes |
|--|-------------|--|
| International Monetary Fund (2025) | 1950 - 1951 | Spliced using overlapping data in 1952. |
| Mitchell (2013) | 1952 - 1959 | Spliced using overlapping data in 1960. |
| World Bank (2024) | 1960 - 1965 | Spliced using overlapping data in 1966. |
| International Monetary Fund (2025) | 1966 - 1969 | Spliced using overlapping data in 1970. |
| United Nations (2024) | 1970 - 2012 | Spliced using overlapping data in 2013. |
| Arab Monetary Fund (2024) | 2013 - 2021 | Baseline source, overlaps with base year 2018. |
| United Nations (2024) | 2022 - 2023 | Spliced using overlapping data in 2024. |
| International Monetary Fund (2025) | 2024 - 2024 | Spliced using overlapping data in 2025. |
| WEO (2024b) | 2025 - 2030 | Spliced using overlapping data in 2031. |



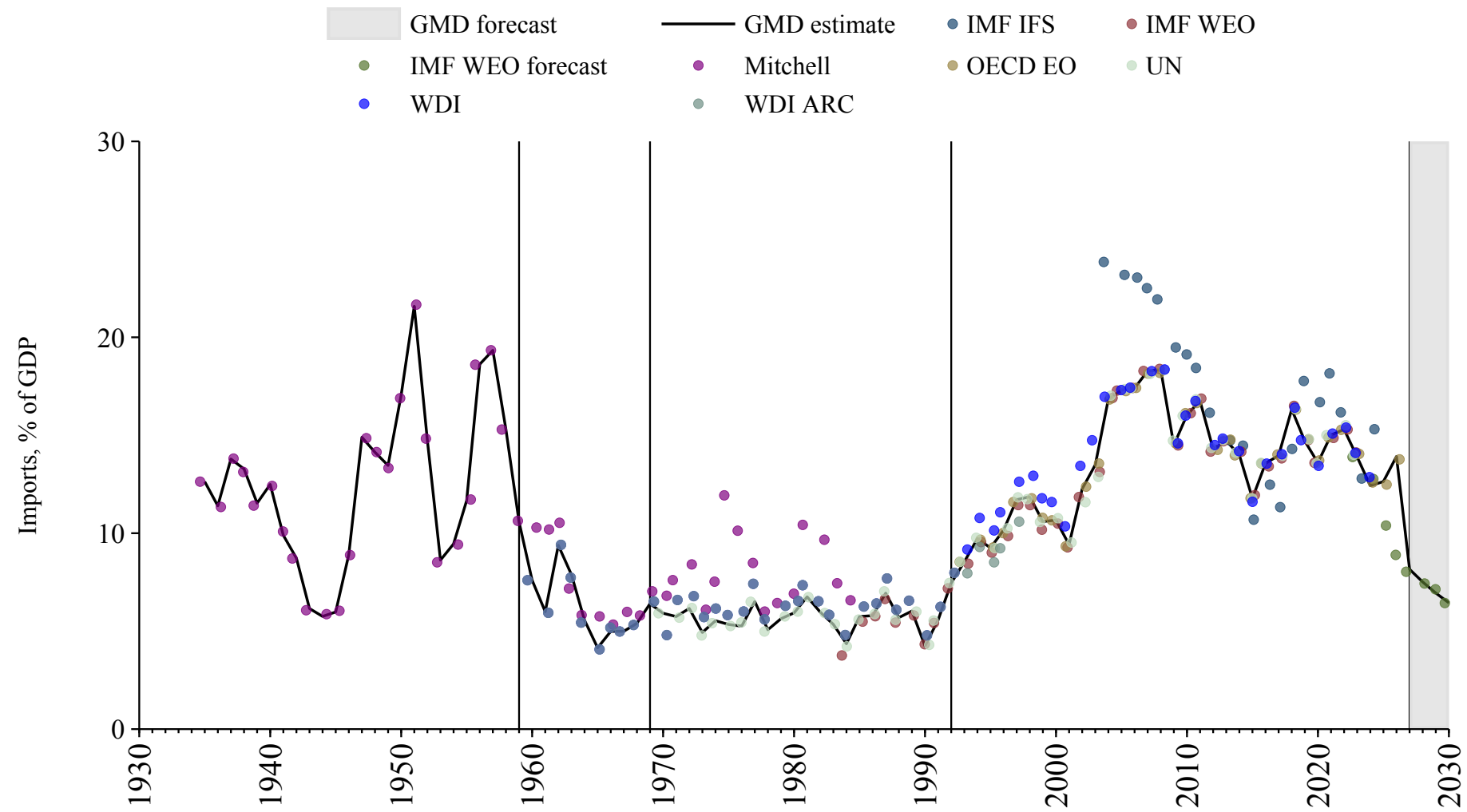
Angola

| Source | Time span | Notes |
|---------------------------------------|-------------|--|
| United Nations (2024) | 1970 - 2023 | Baseline source, overlaps with base year 2018. |
| World Bank (2024) | 2024 - 2024 | Spliced using overlapping data in 2025. |
| WEO (2024b) | 2025 - 2030 | Spliced using overlapping data in 2031. |



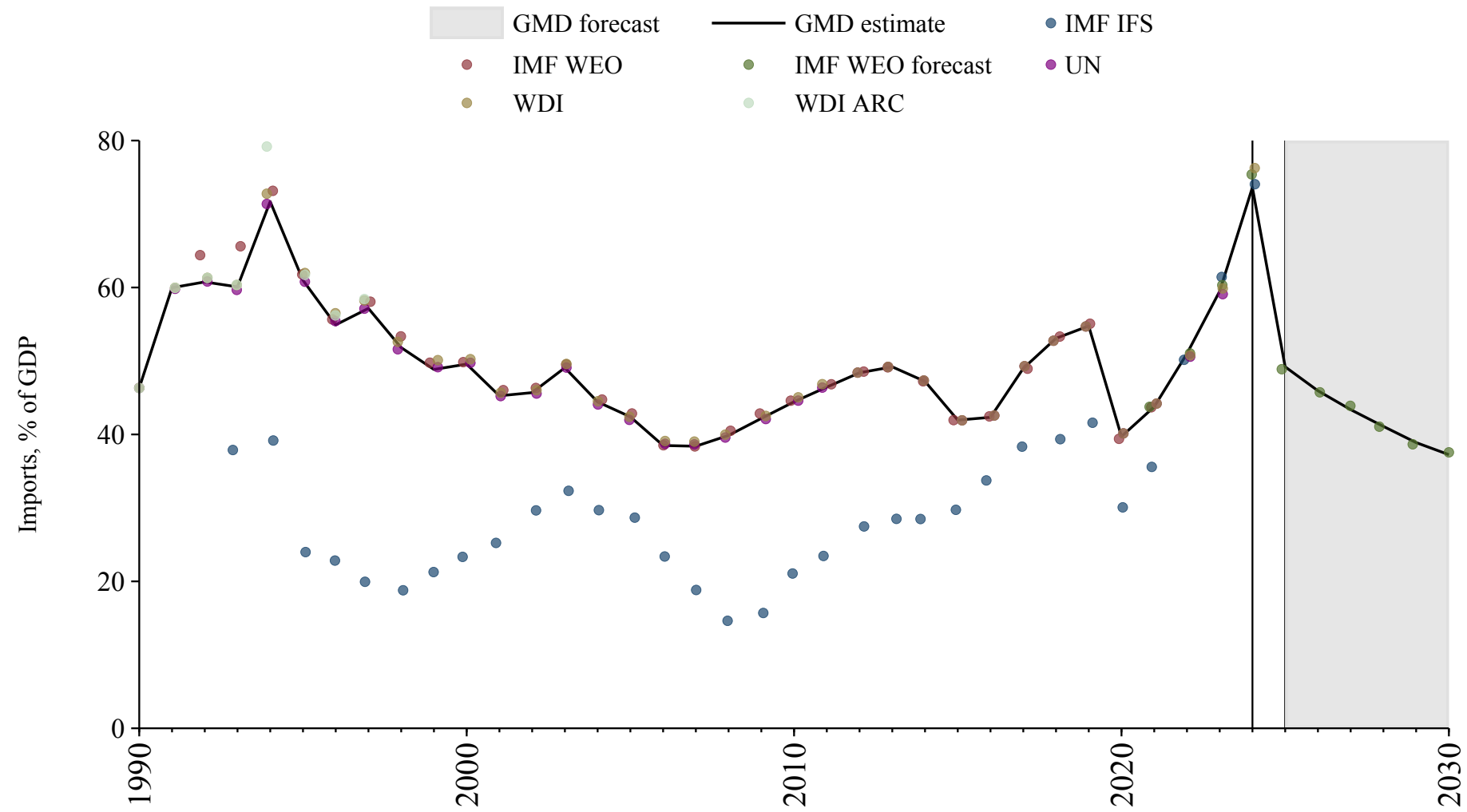
Argentina

| Source | Time span | Notes |
|--|-------------|--|
| Mitchell (2013) | 1935 - 1959 | Spliced using overlapping data in 1960. |
| World Bank (2024) | 1960 - 1969 | Spliced using overlapping data in 1970. |
| United Nations (2024) | 1970 - 1992 | Spliced using overlapping data in 1993. |
| OECD Economic Outlook (2024) | 1993 - 2026 | Baseline source, overlaps with base year 2018. |
| WEO (2024b) | 2027 - 2030 | Spliced using overlapping data in 2031. |



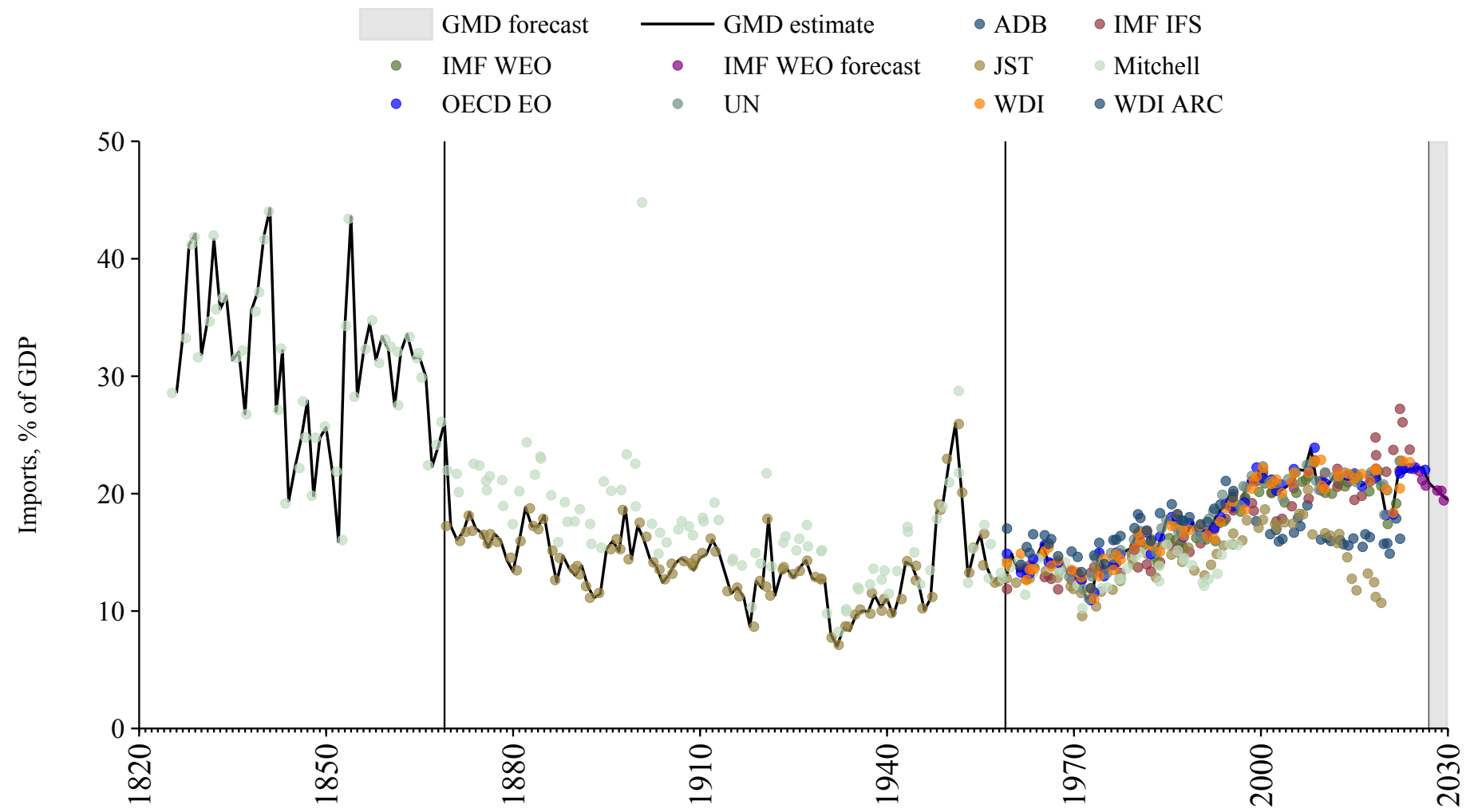
Armenia

| Source | Time span | Notes |
|--|-------------|--|
| United Nations (2024) | 1990 - 2023 | Baseline source, overlaps with base year 2018. |
| International Monetary Fund (2025) | 2024 - 2024 | Spliced using overlapping data in 2025. |
| WEO (2024b) | 2025 - 2030 | Spliced using overlapping data in 2031. |



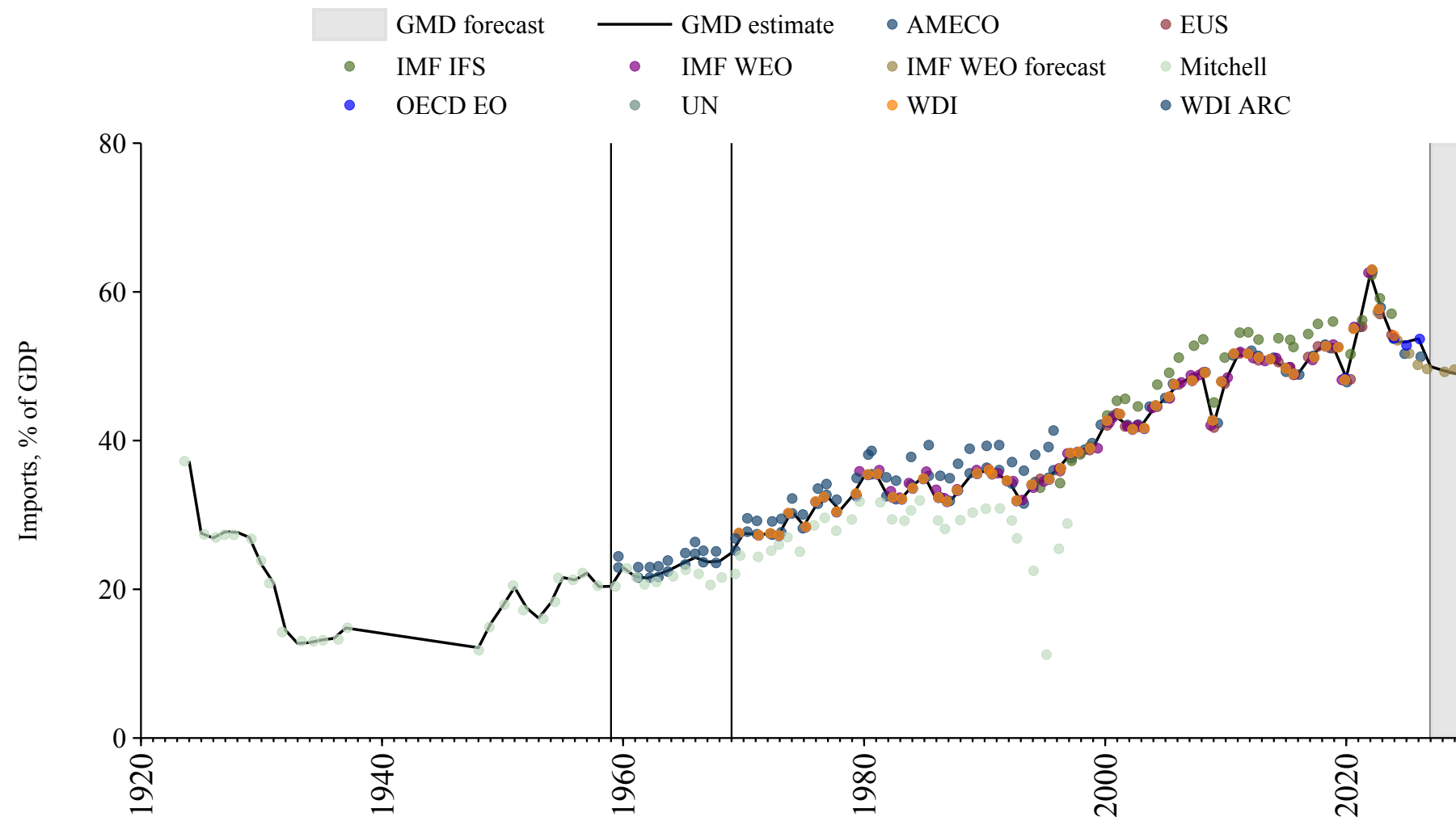
Australia

| Source | Time span | Notes |
|--|-------------|--|
| Mitchell (2013) | 1826 - 1869 | Spliced using overlapping data in 1870. |
| Jordà et al. (2017) | 1870 - 1959 | Spliced using overlapping data in 1960. |
| OECD Economic Outlook (2024) | 1960 - 2026 | Baseline source, overlaps with base year 2018. |
| WEO (2024b) | 2027 - 2030 | Spliced using overlapping data in 2031. |



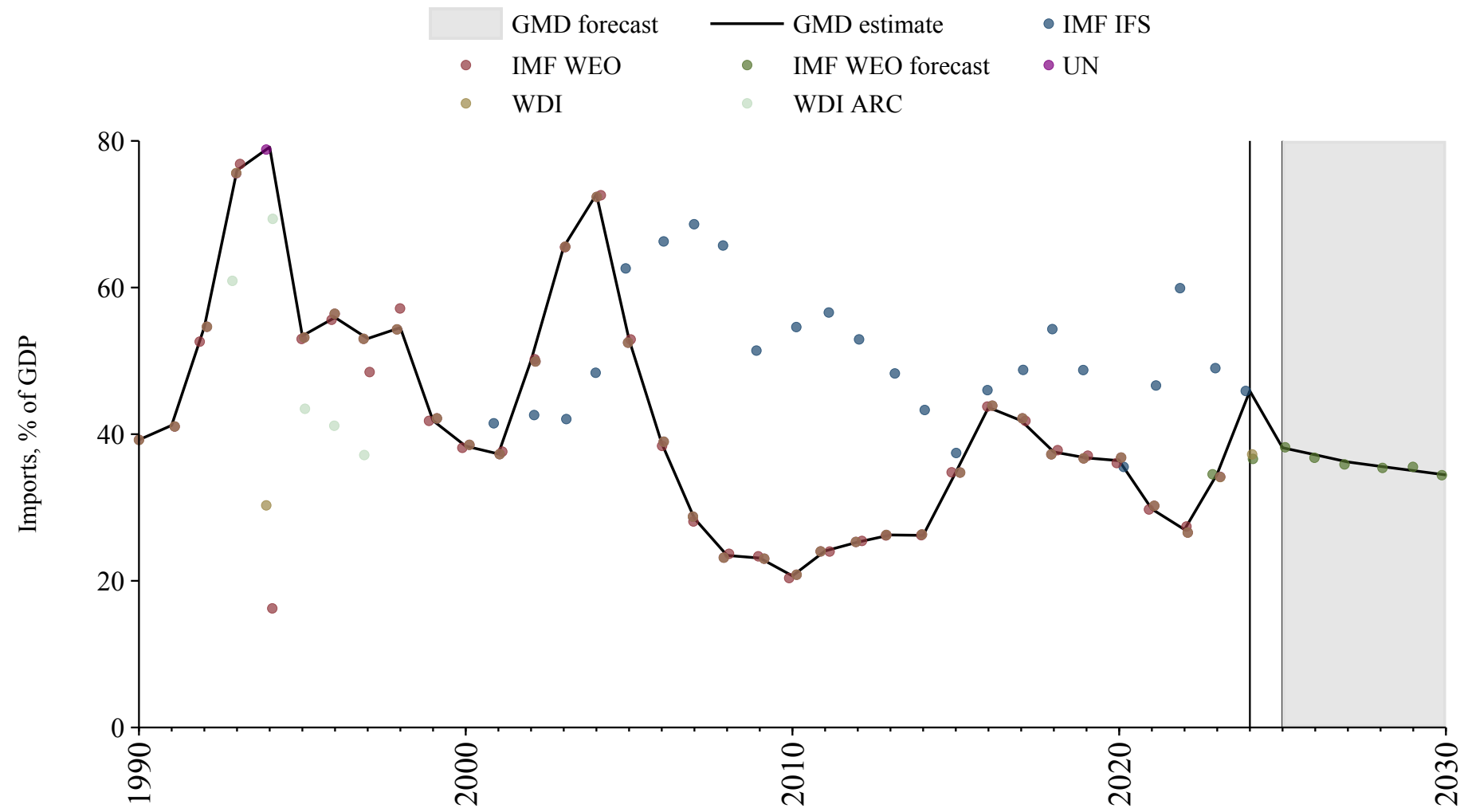
Austria

| Source | Time span | Notes |
|--|-------------|--|
| Mitchell (2013) | 1924 - 1959 | Spliced using overlapping data in 1960. |
| European Commission (2024) | 1960 - 1969 | Spliced using overlapping data in 1970. |
| OECD Economic Outlook (2024) | 1970 - 2026 | Baseline source, overlaps with base year 2018. |
| WEO (2024b) | 2027 - 2030 | Spliced using overlapping data in 2031. |



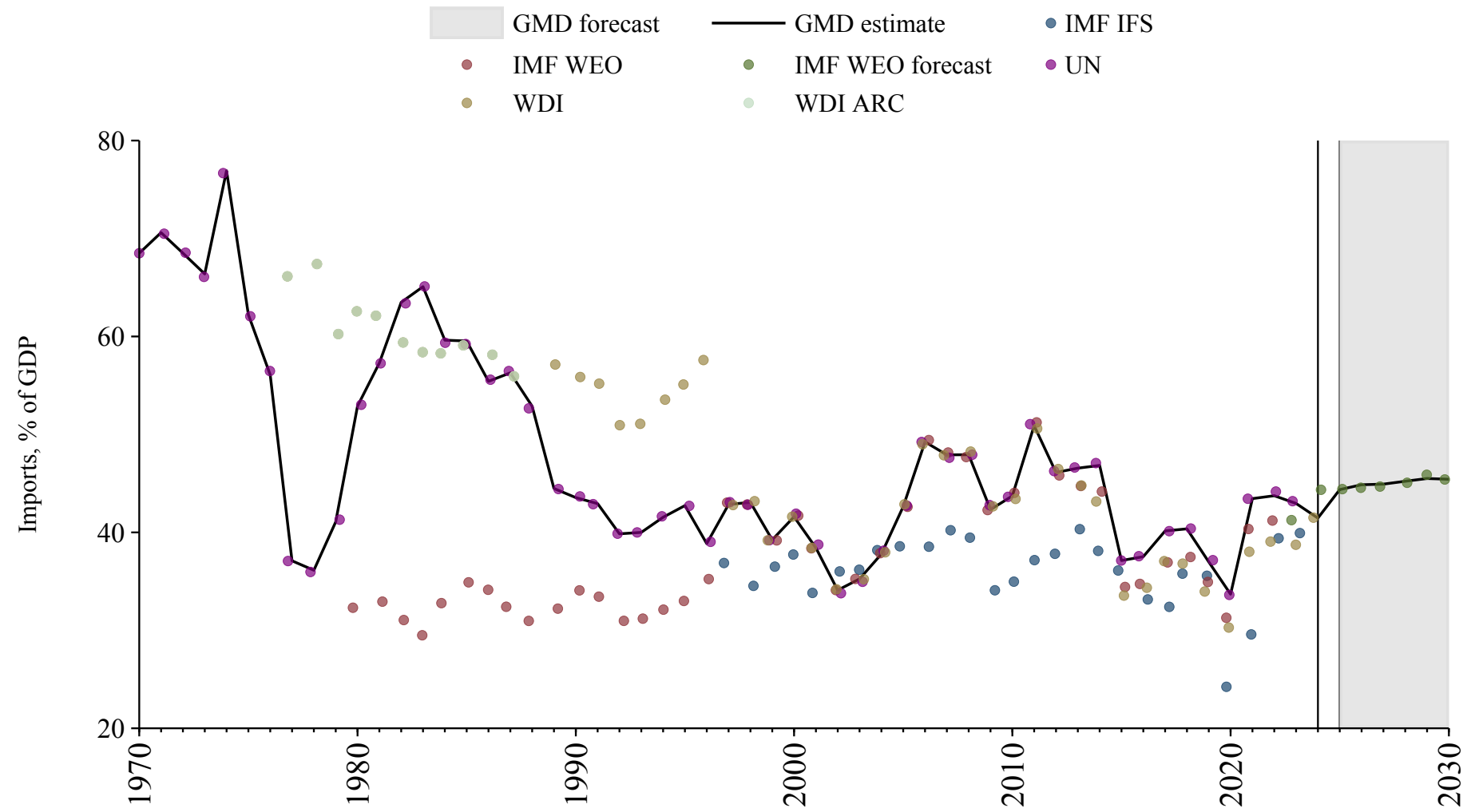
Azerbaijan

| Source | Time span | Notes |
|--|-------------|--|
| United Nations (2024) | 1990 - 2023 | Baseline source, overlaps with base year 2018. |
| International Monetary Fund (2025) | 2024 - 2024 | Spliced using overlapping data in 2025. |
| WEO (2024b) | 2025 - 2030 | Spliced using overlapping data in 2031. |



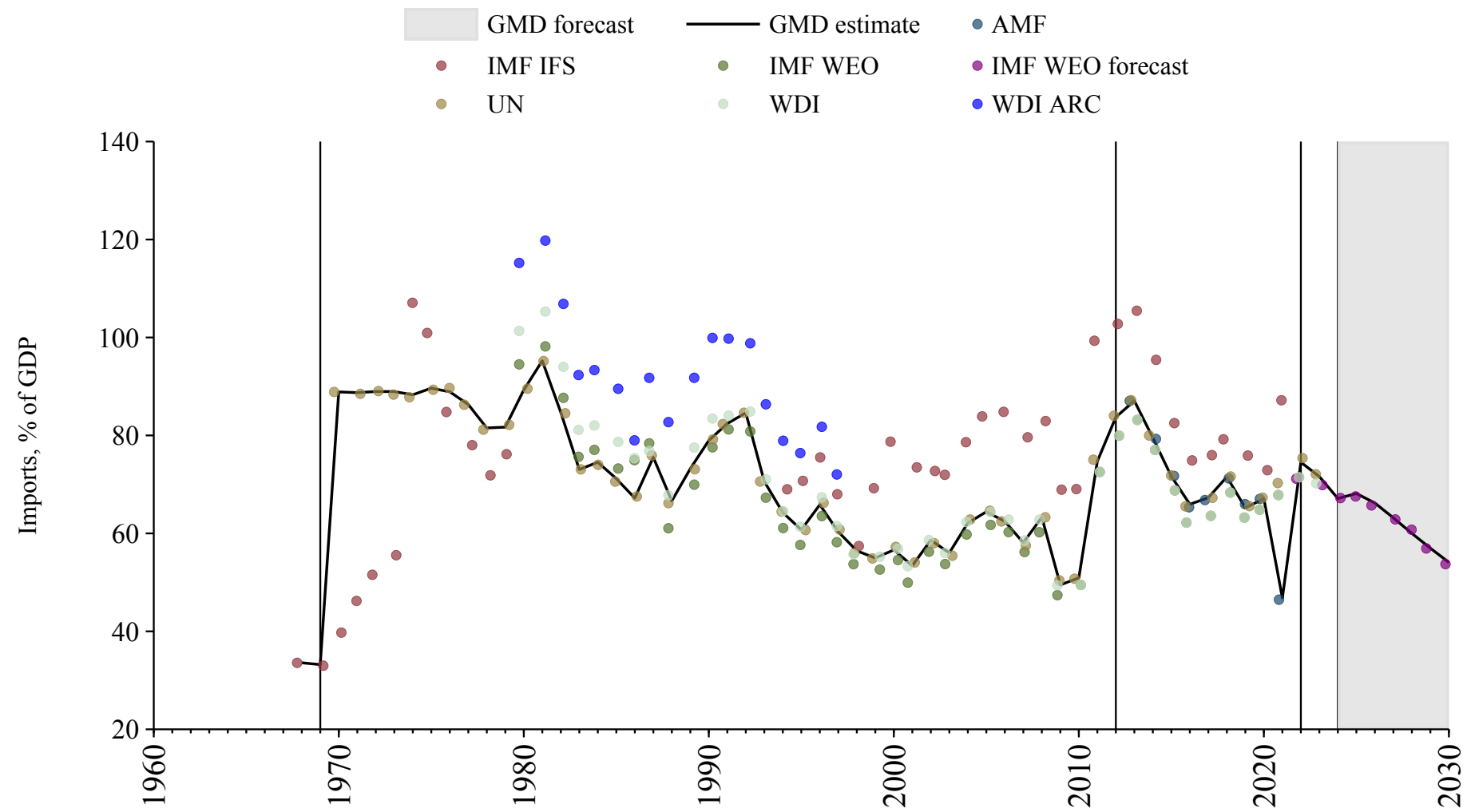
Bahamas

| Source | Time span | Notes |
|---------------------------------------|-------------|--|
| United Nations (2024) | 1970 - 2023 | Baseline source, overlaps with base year 2018. |
| World Bank (2024) | 2024 - 2024 | Spliced using overlapping data in 2025. |
| WEO (2024b) | 2025 - 2030 | Spliced using overlapping data in 2031. |



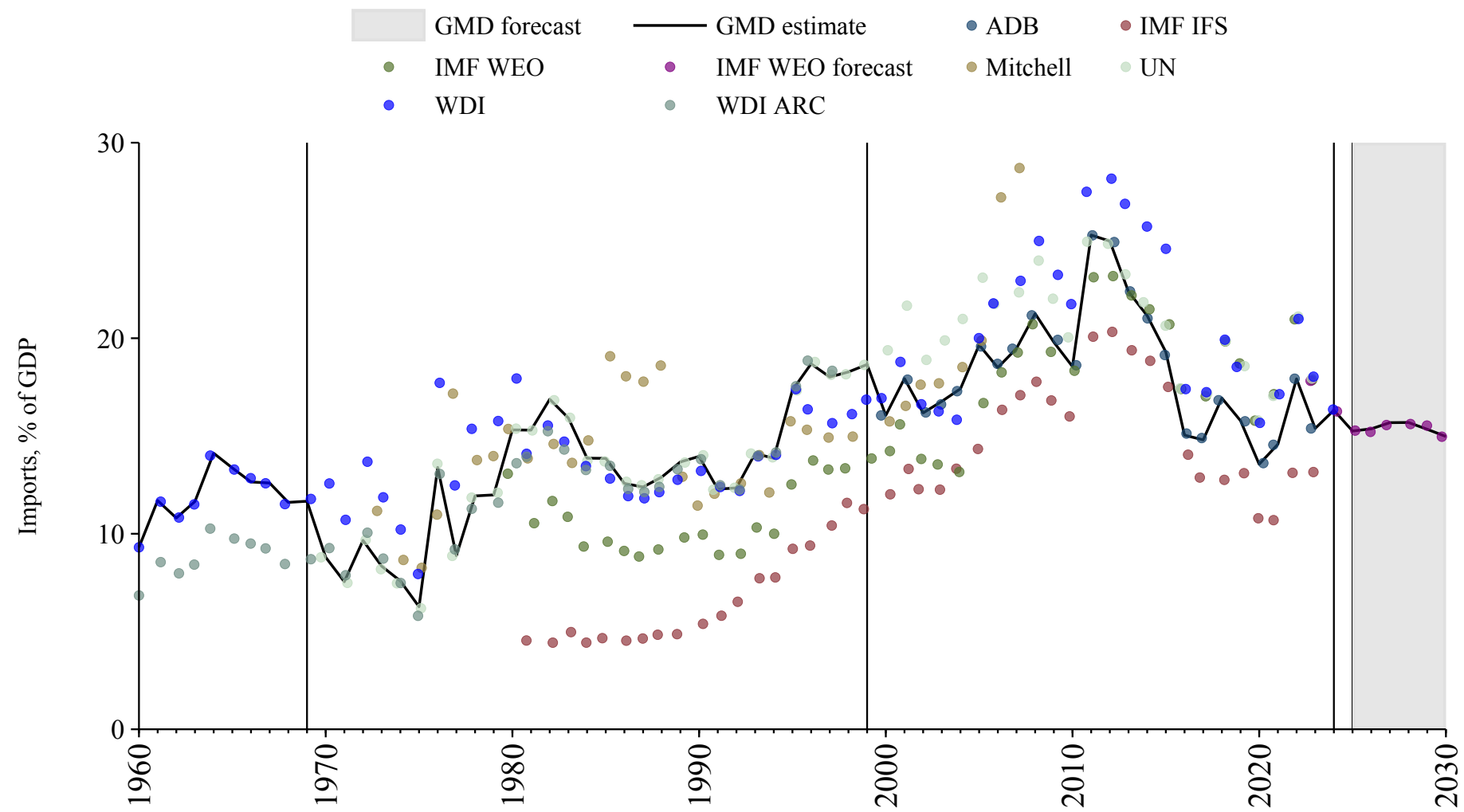
Bahrain

| Source | Time span | Notes |
|--|-------------|--|
| International Monetary Fund (2025) | 1968 - 1969 | Spliced using overlapping data in 1970. |
| United Nations (2024) | 1970 - 2012 | Spliced using overlapping data in 2013. |
| Arab Monetary Fund (2024) | 2013 - 2021 | Baseline source, overlaps with base year 2018. |
| United Nations (2024) | 2022 - 2023 | Spliced using overlapping data in 2024. |
| WEO (2024b) | 2024 - 2030 | Spliced using overlapping data in 2031. |



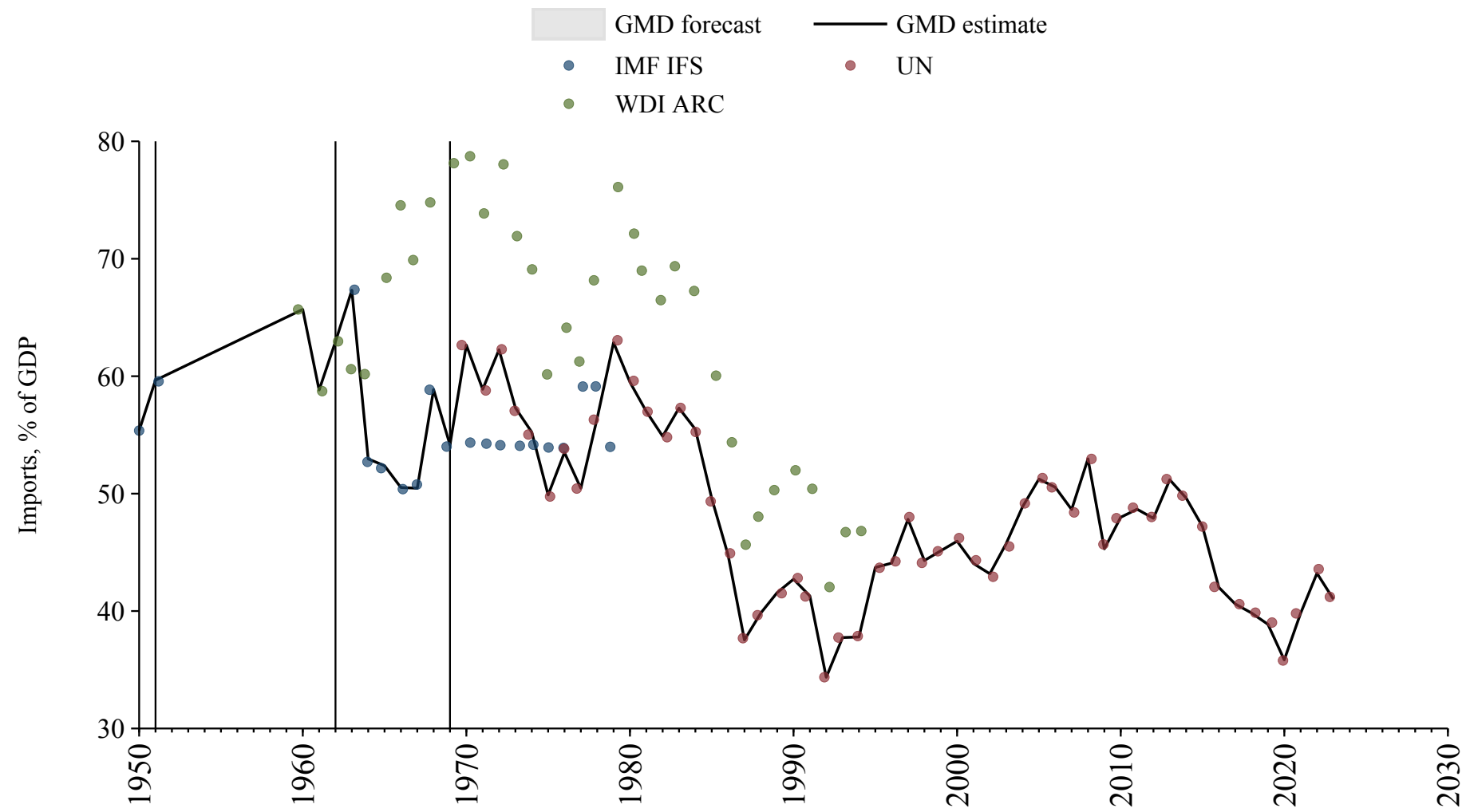
Bangladesh

| Source | Time span | Notes |
|---|-------------|--|
| World Bank (2024) | 1960 - 1969 | Spliced using overlapping data in 1970. |
| United Nations (2024) | 1970 - 1999 | Spliced using overlapping data in 2000. |
| Asian Development Bank (2024) | 2000 - 2023 | Baseline source, overlaps with base year 2018. |
| World Bank (2024) | 2024 - 2024 | Spliced using overlapping data in 2025. |
| WEO (2024b) | 2025 - 2030 | Spliced using overlapping data in 2031. |



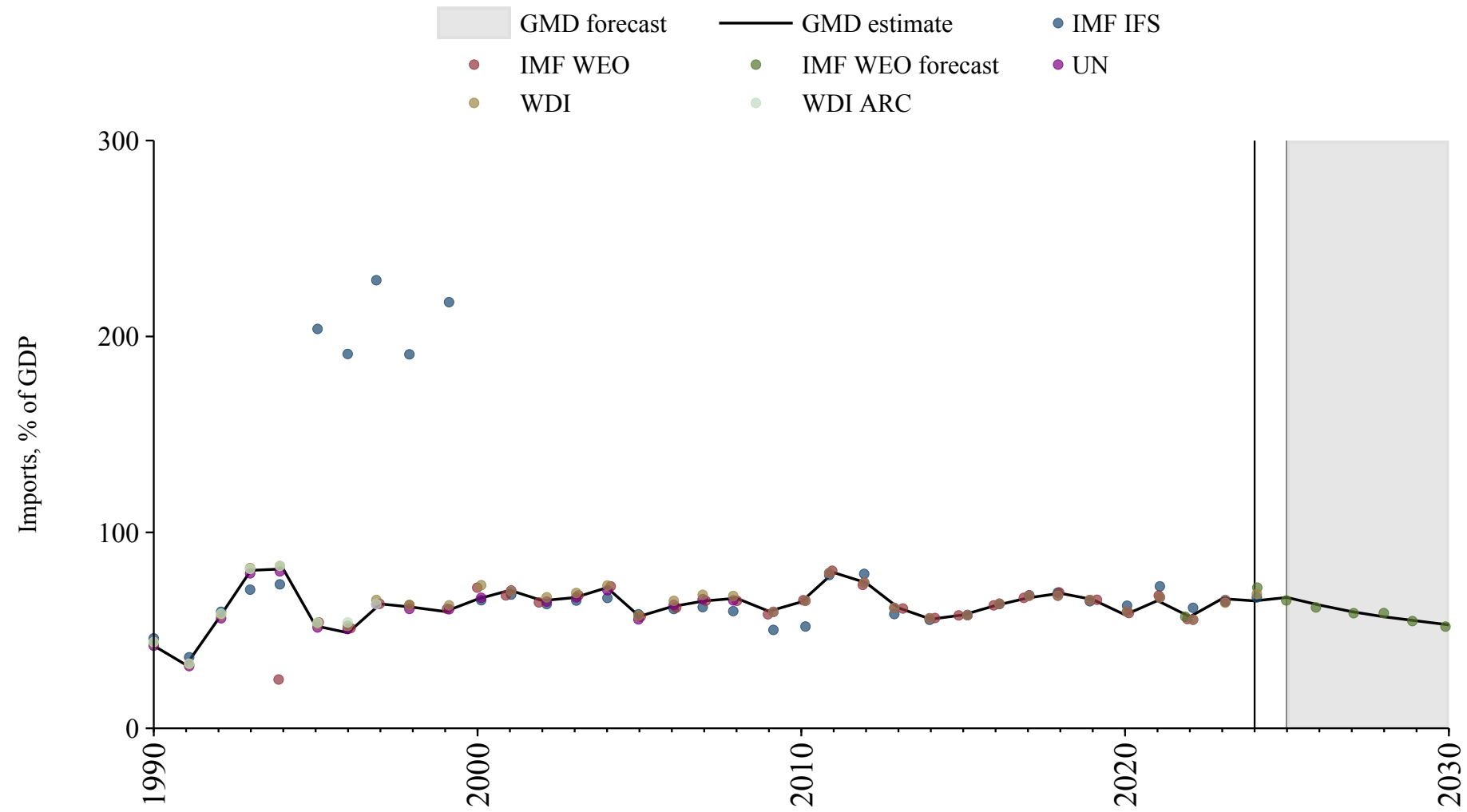
Barbados

| Source | Time span | Notes |
|--|-------------|--|
| International Monetary Fund (2025) | 1950 - 1951 | Spliced using overlapping data in 1952. |
| World Bank (Archives) (1999) | 1952 - 1962 | Spliced using overlapping data in 1963. |
| International Monetary Fund (2025) | 1963 - 1969 | Spliced using overlapping data in 1970. |
| United Nations (2024) | 1970 - 2023 | Baseline source, overlaps with base year 2018. |



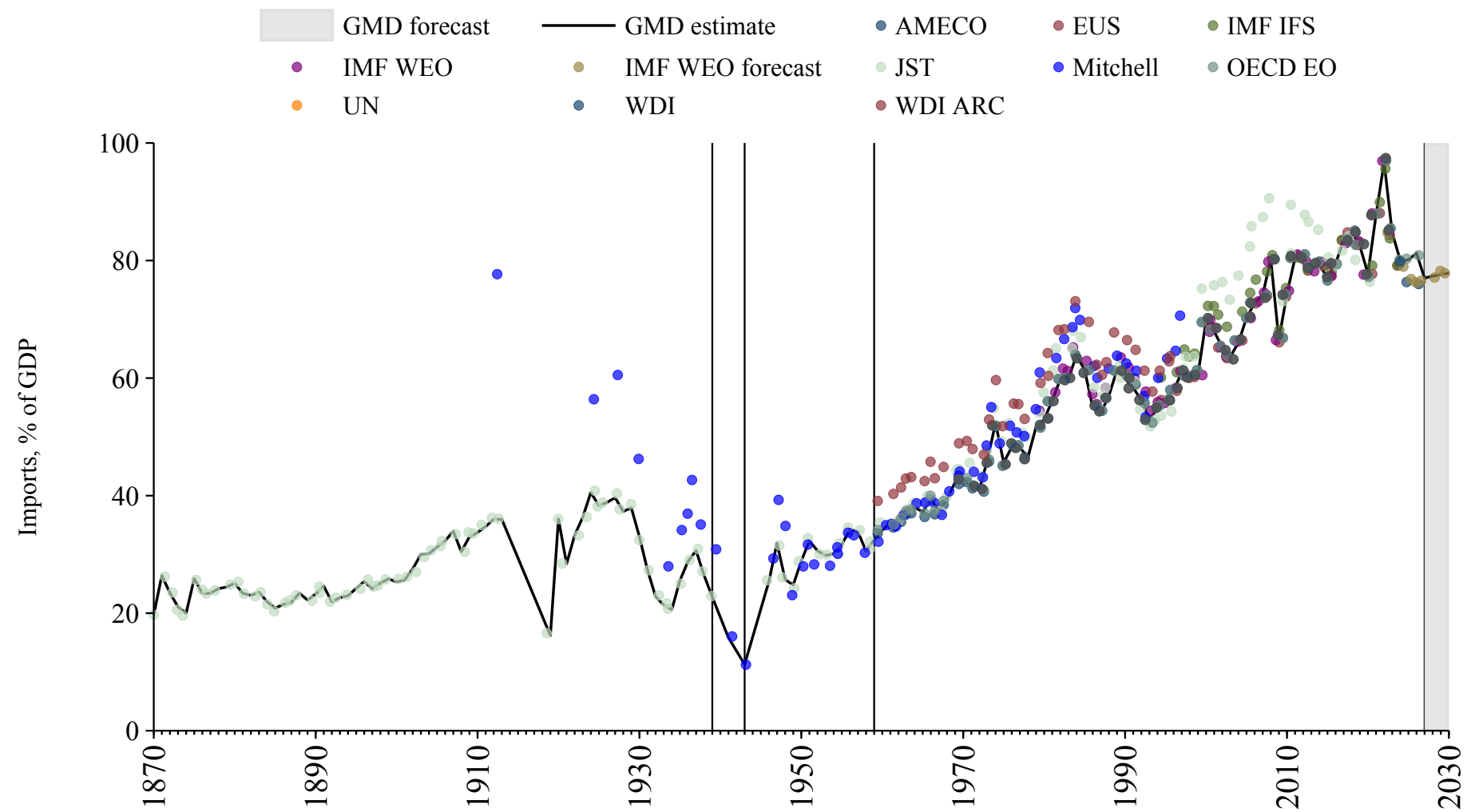
Belarus

| Source | Time span | Notes |
|--|-------------|--|
| United Nations (2024) | 1990 - 2023 | Baseline source, overlaps with base year 2018. |
| International Monetary Fund (2025) | 2024 - 2024 | Spliced using overlapping data in 2025. |
| WEO (2024b) | 2025 - 2030 | Spliced using overlapping data in 2031. |



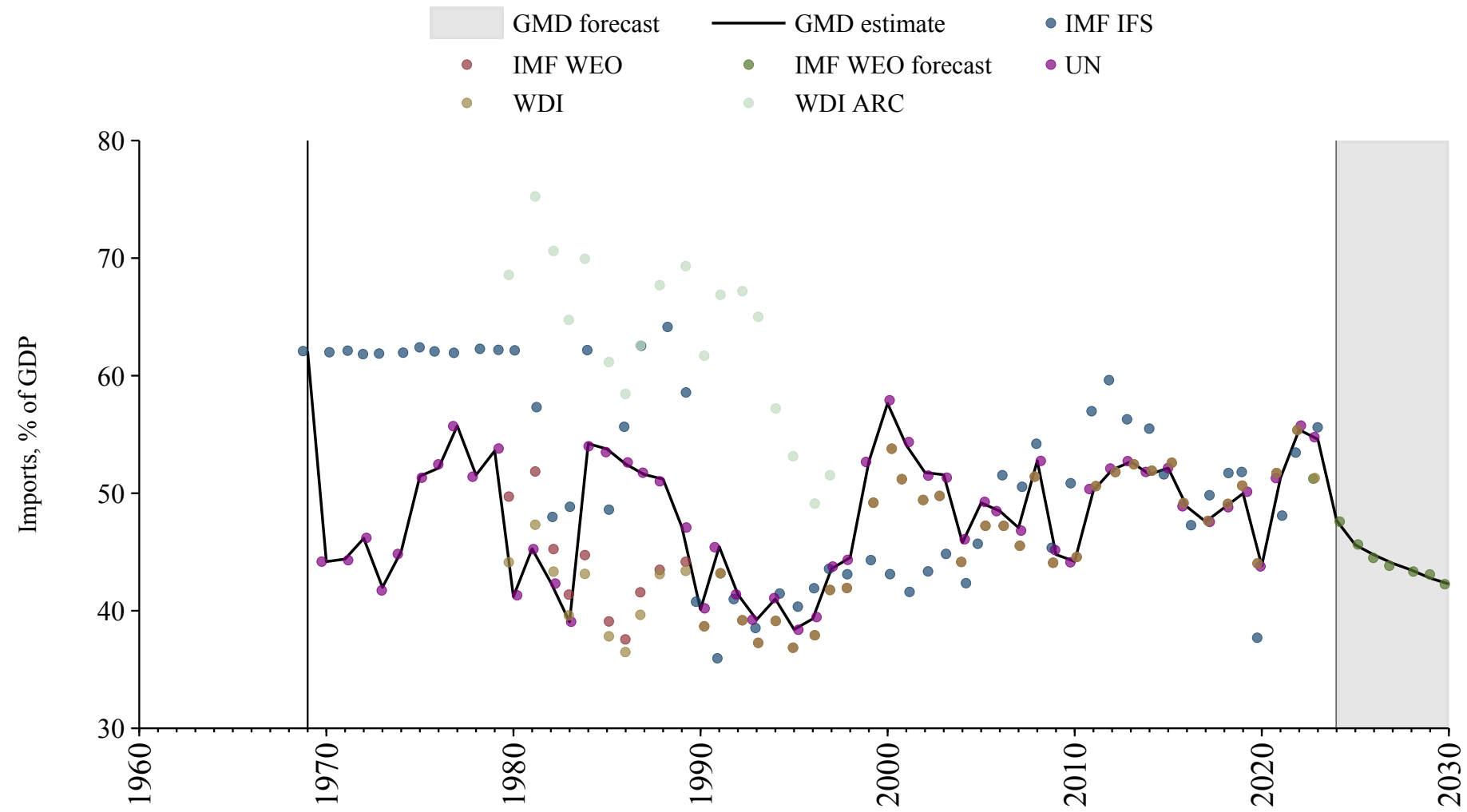
Belgium

| Source | Time span | Notes |
|--|-------------|--|
| Jordà et al. (2017) | 1870 - 1939 | Spliced using overlapping data in 1940. |
| Mitchell (2013) | 1940 - 1943 | Spliced using overlapping data in 1944. |
| Jordà et al. (2017) | 1944 - 1959 | Spliced using overlapping data in 1960. |
| OECD Economic Outlook (2024) | 1960 - 2026 | Baseline source, overlaps with base year 2018. |
| WEO (2024b) | 2027 - 2030 | Spliced using overlapping data in 2031. |



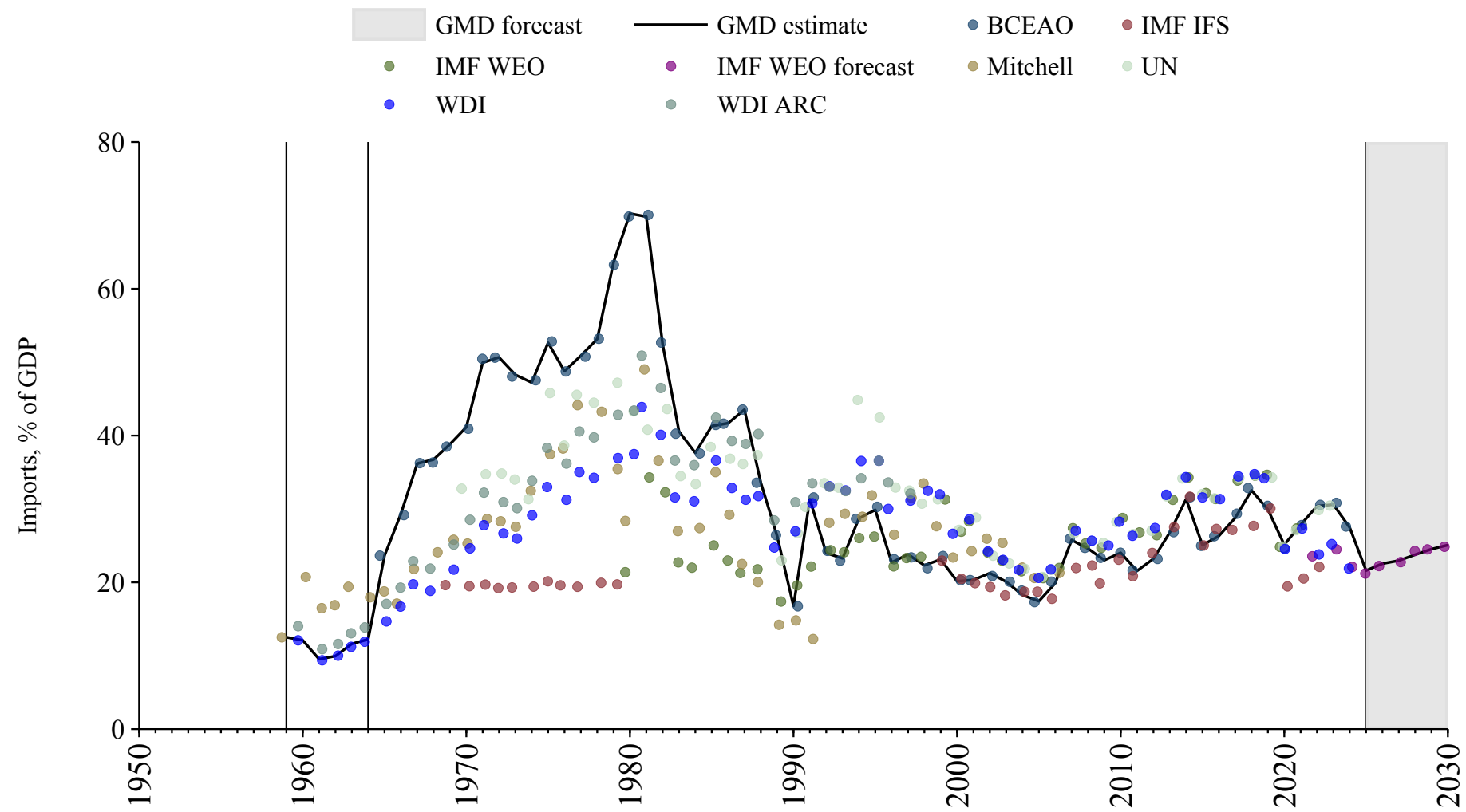
Belize

| Source | Time span | Notes |
|--|-------------|--|
| International Monetary Fund (2025) | 1969 - 1969 | Spliced using overlapping data in 1970. |
| United Nations (2024) | 1970 - 2023 | Baseline source, overlaps with base year 2018. |
| WEO (2024b) | 2024 - 2030 | Spliced using overlapping data in 2031. |



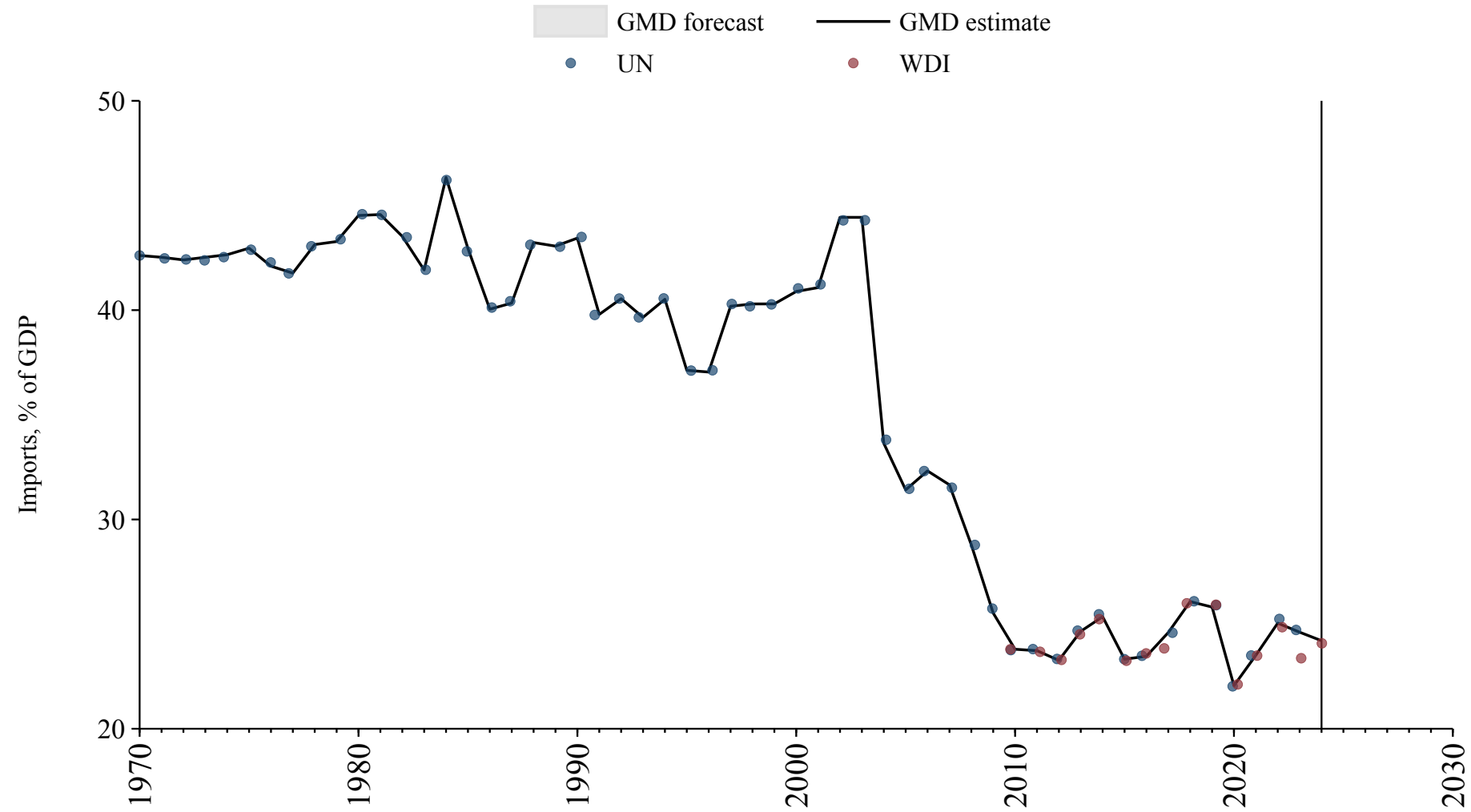
Benin

| Source | Time span | Notes |
|--|-------------|--|
| Mitchell (2013) | 1959 - 1959 | Spliced using overlapping data in 1960. |
| World Bank (2024) | 1960 - 1964 | Spliced using overlapping data in 1965. |
| Banque centrale des États de l'Afrique de l'Ouest (2024) | 1965 - 2024 | Baseline source, overlaps with base year 2018. |
| WEO (2024b) | 2025 - 2030 | Spliced using overlapping data in 2031. |



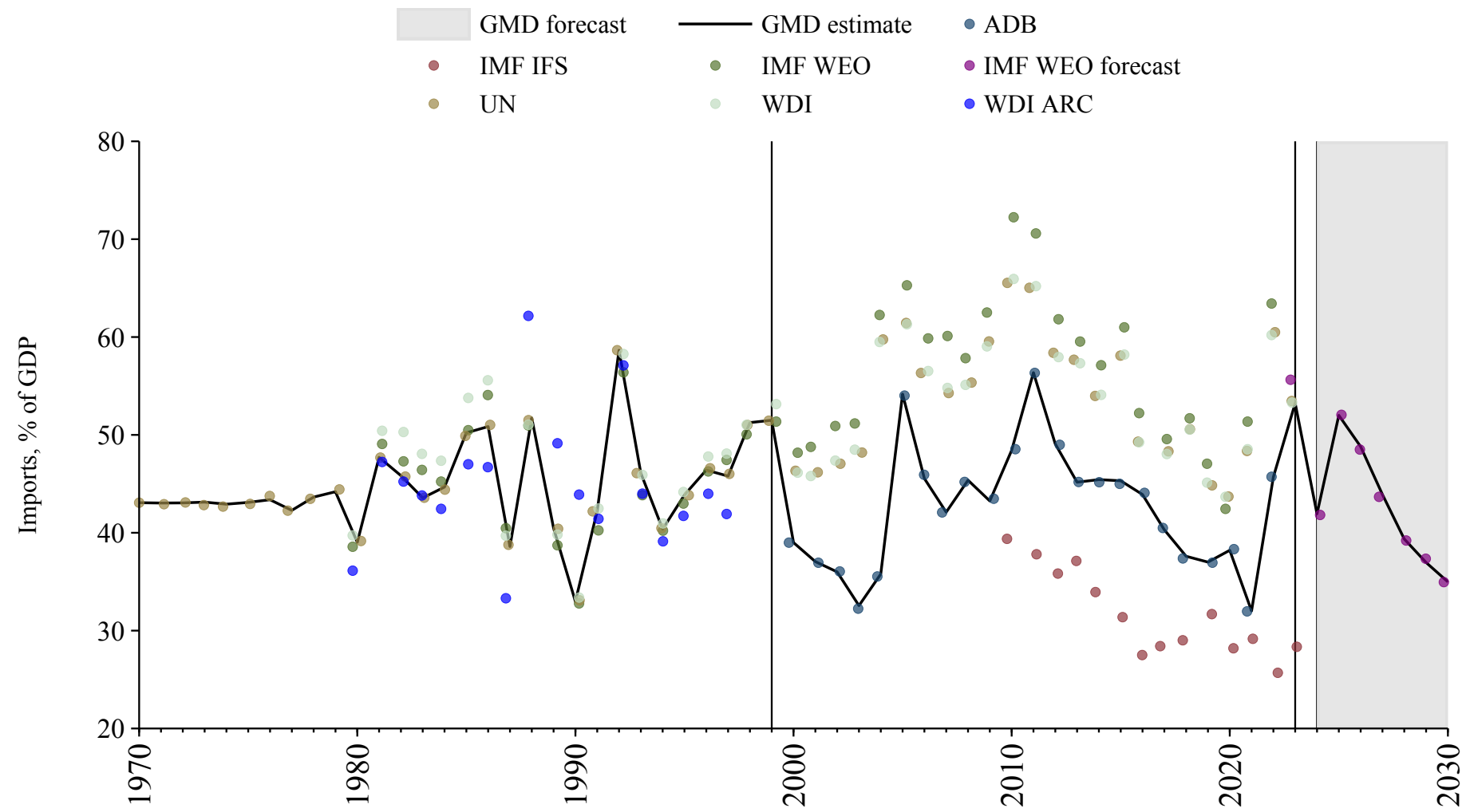
Bermuda

| Source | Time span | Notes |
|---------------------------------------|-------------|--|
| United Nations (2024) | 1970 - 2023 | Baseline source, overlaps with base year 2018. |
| World Bank (2024) | 2024 - 2024 | Spliced using overlapping data in 2025. |



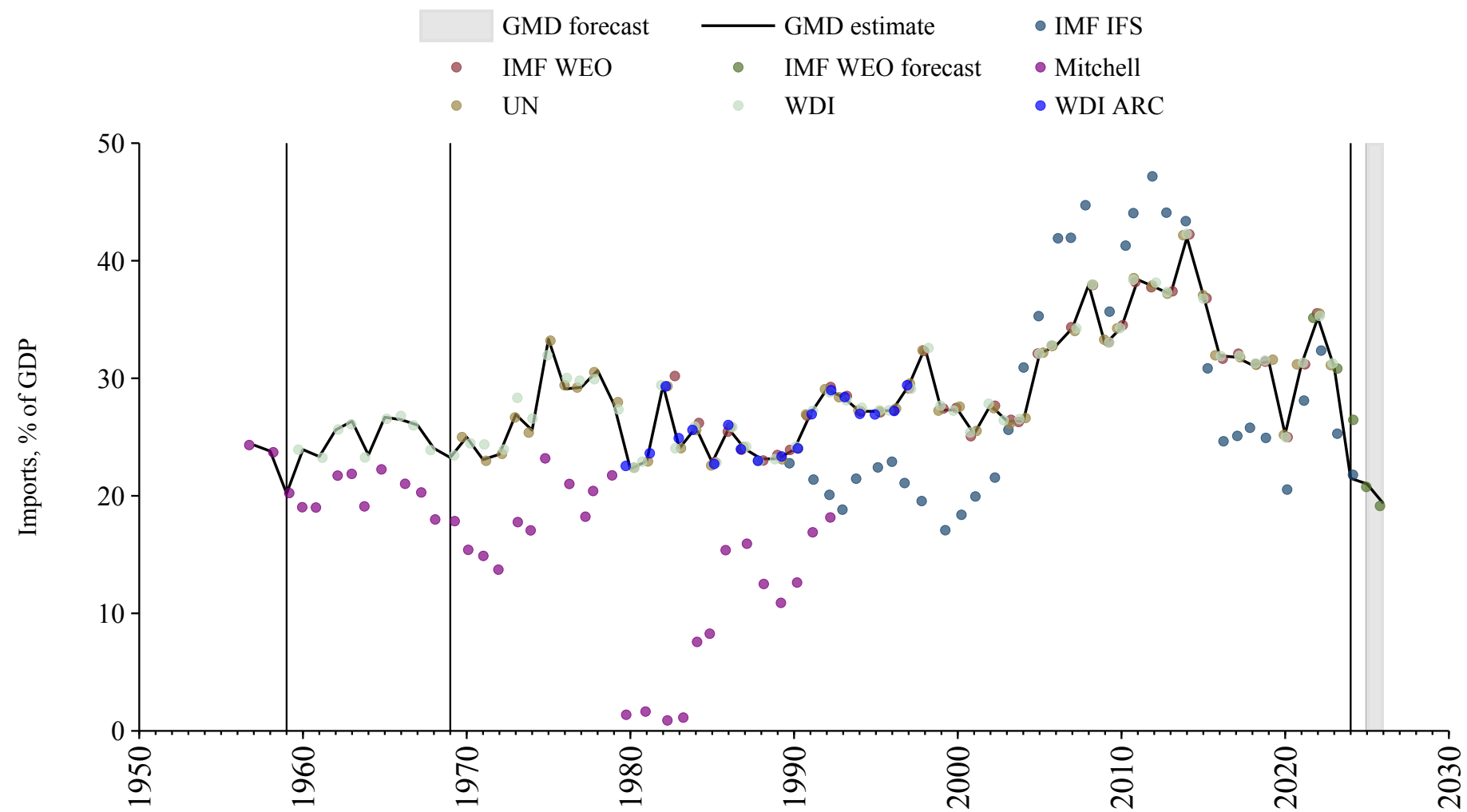
Bhutan

| Source | Time span | Notes |
|---|-------------|--|
| United Nations (2024) | 1970 - 1999 | Spliced using overlapping data in 2000. |
| Asian Development Bank (2024) | 2000 - 2022 | Baseline source, overlaps with base year 2018. |
| United Nations (2024) | 2023 - 2023 | Spliced using overlapping data in 2024. |
| WEO (2024b) | 2024 - 2030 | Spliced using overlapping data in 2031. |



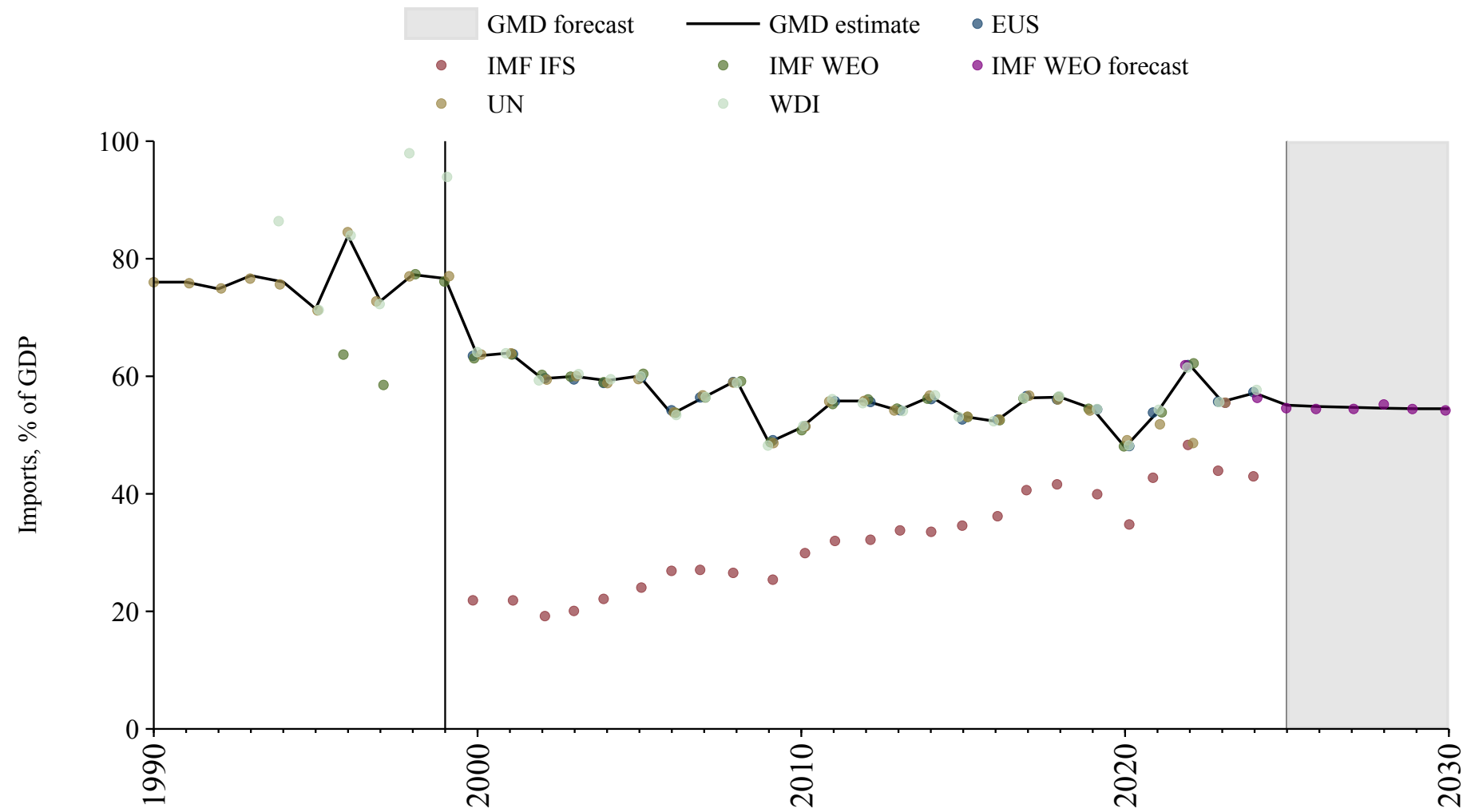
Bolivia

| Source | Time span | Notes |
|--|-------------|--|
| Mitchell (2013) | 1957 - 1959 | Spliced using overlapping data in 1960. |
| World Bank (2024) | 1960 - 1969 | Spliced using overlapping data in 1970. |
| United Nations (2024) | 1970 - 2023 | Baseline source, overlaps with base year 2018. |
| International Monetary Fund (2025) | 2024 - 2024 | Spliced using overlapping data in 2025. |
| WEO (2024b) | 2025 - 2026 | Spliced using overlapping data in 2027. |



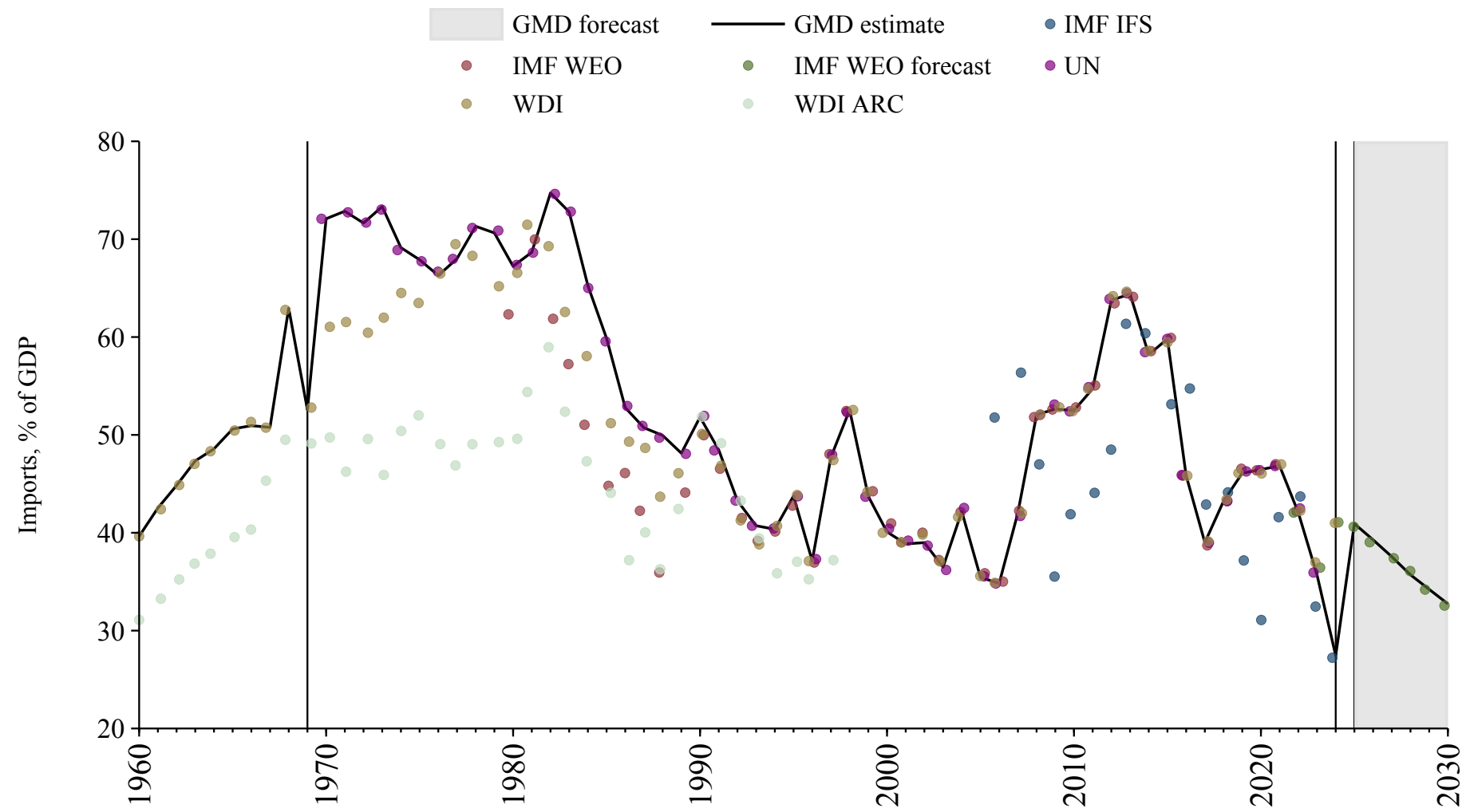
Bosnia and Herzegovina

| Source | Time span | Notes |
|---------------------------------------|-------------|--|
| United Nations (2024) | 1990 - 1999 | Spliced using overlapping data in 2000. |
| Commission (2024) | 2000 - 2024 | Baseline source, overlaps with base year 2018. |
| WEO (2024b) | 2025 - 2030 | Spliced using overlapping data in 2031. |



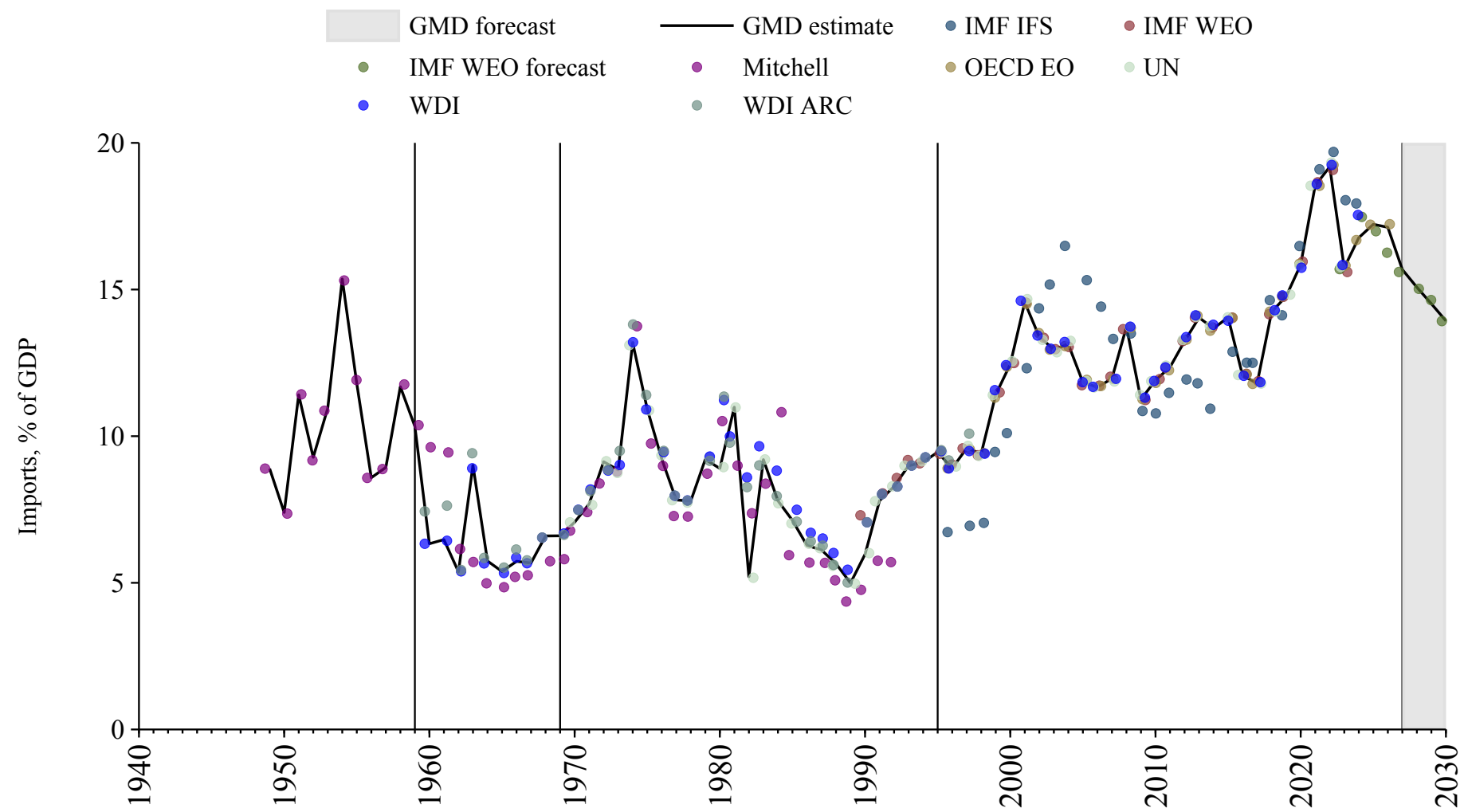
Botswana

| Source | Time span | Notes |
|--|-------------|--|
| World Bank (2024) | 1960 - 1969 | Spliced using overlapping data in 1970. |
| United Nations (2024) | 1970 - 2023 | Baseline source, overlaps with base year 2018. |
| International Monetary Fund (2025) | 2024 - 2024 | Spliced using overlapping data in 2025. |
| WEO (2024b) | 2025 - 2030 | Spliced using overlapping data in 2031. |



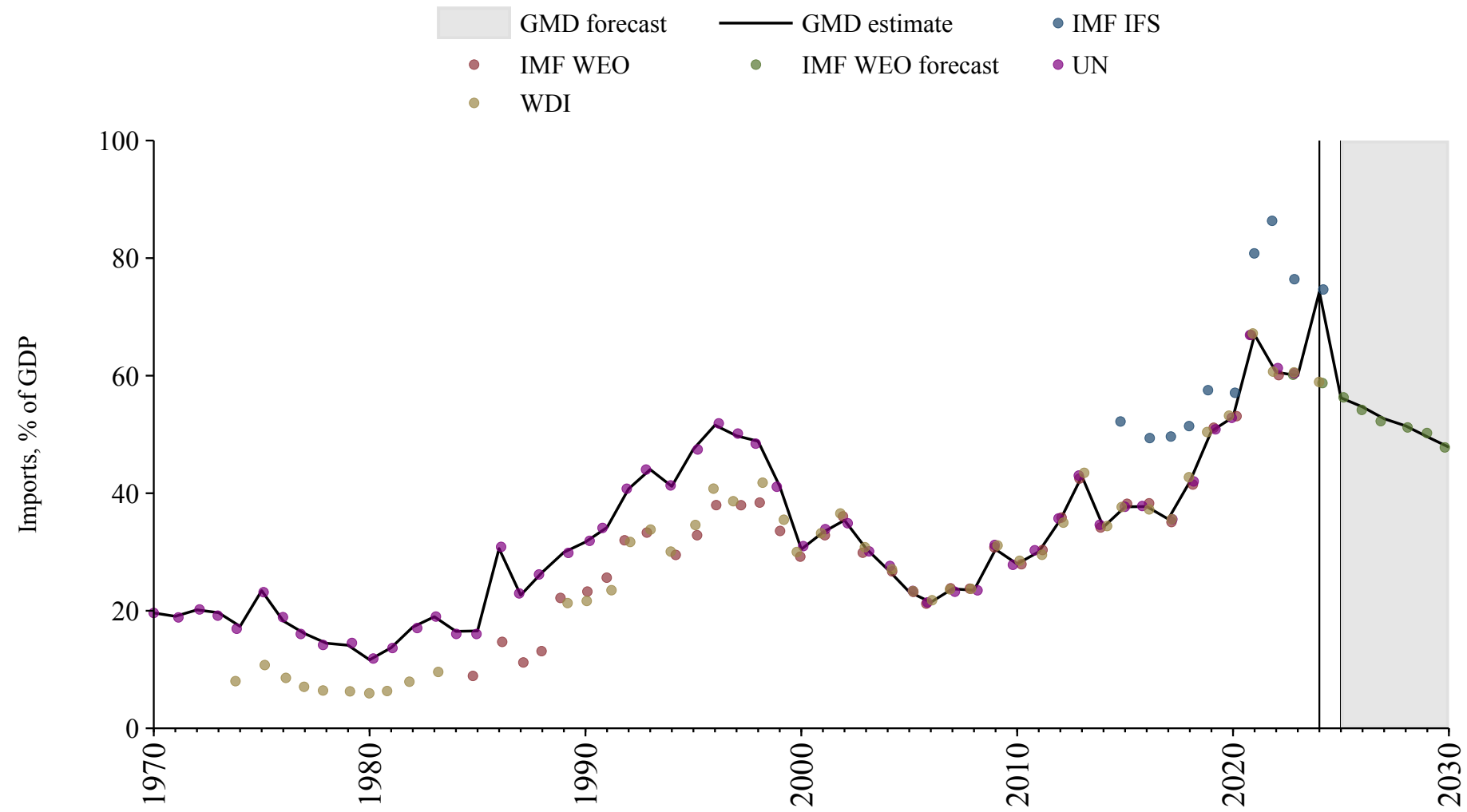
Brazil

| Source | Time span | Notes |
|--|-------------|--|
| Mitchell (2013) | 1949 - 1959 | Spliced using overlapping data in 1960. |
| World Bank (2024) | 1960 - 1969 | Spliced using overlapping data in 1970. |
| United Nations (2024) | 1970 - 1995 | Spliced using overlapping data in 1996. |
| OECD Economic Outlook (2024) | 1996 - 2026 | Baseline source, overlaps with base year 2018. |
| WEO (2024b) | 2027 - 2030 | Spliced using overlapping data in 2031. |



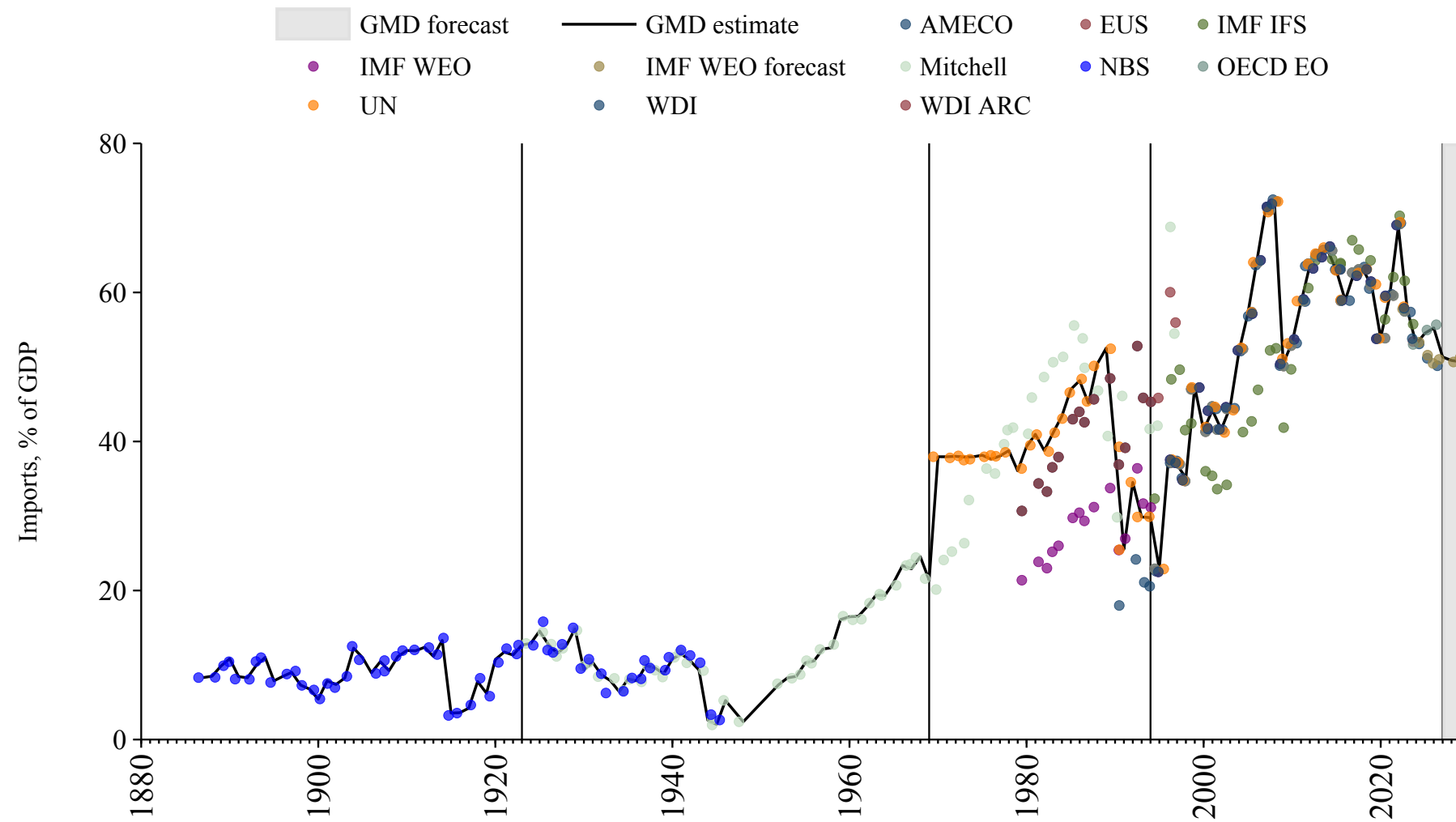
Brunei

| Source | Time span | Notes |
|--|-------------|--|
| United Nations (2024) | 1970 - 2023 | Baseline source, overlaps with base year 2018. |
| International Monetary Fund (2025) | 2024 - 2024 | Spliced using overlapping data in 2025. |
| WEO (2024b) | 2025 - 2030 | Spliced using overlapping data in 2031. |



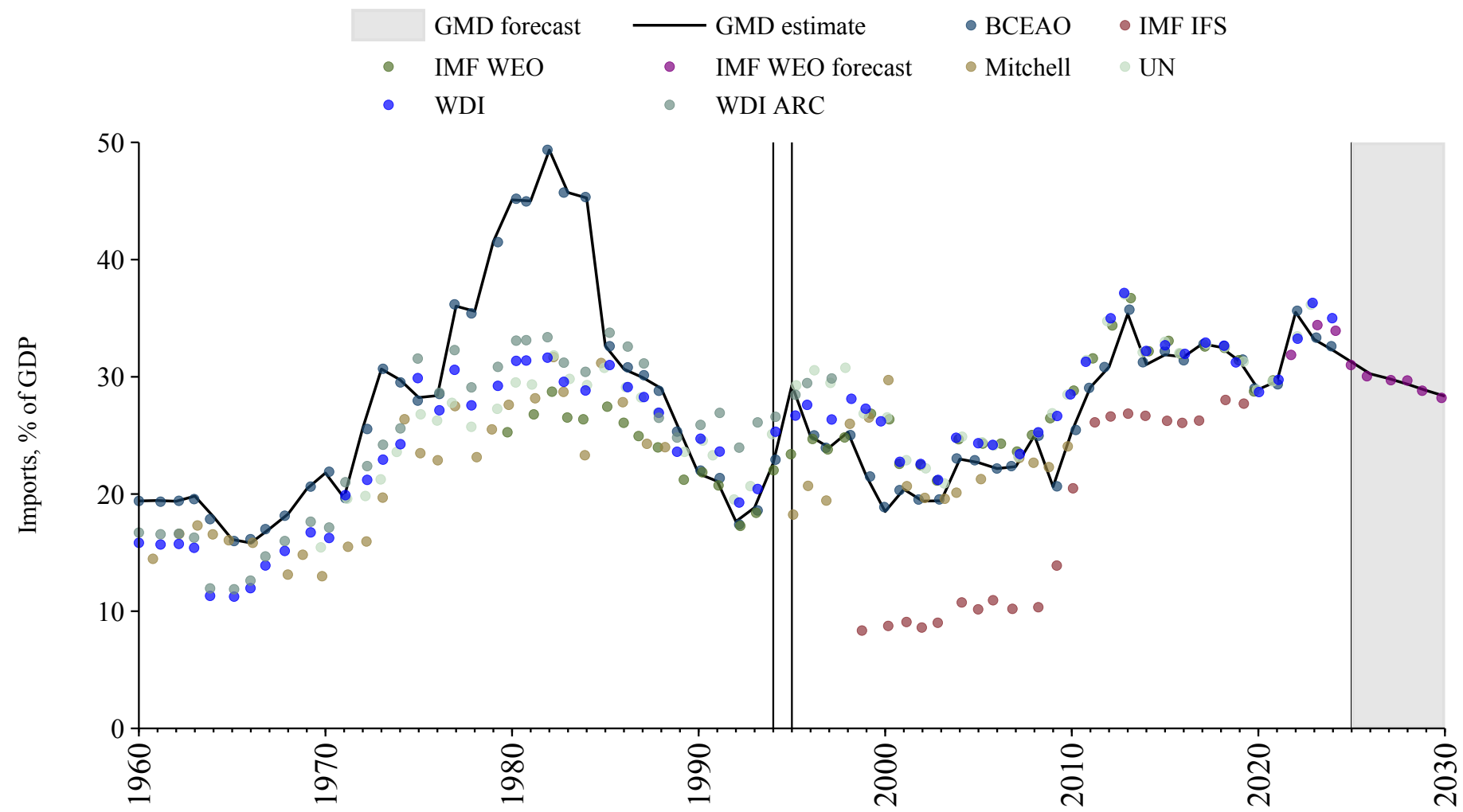
Bulgaria

| Source | Time span | Notes |
|--|-------------|--|
| National Bank of Serbia (2024) | 1887 - 1923 | Spliced using overlapping data in 1924. |
| Mitchell (2013) | 1924 - 1969 | Spliced using overlapping data in 1970. |
| United Nations (2024) | 1970 - 1994 | Spliced using overlapping data in 1995. |
| OECD Economic Outlook (2024) | 1995 - 2026 | Baseline source, overlaps with base year 2018. |
| WEO (2024b) | 2027 - 2030 | Spliced using overlapping data in 2031. |



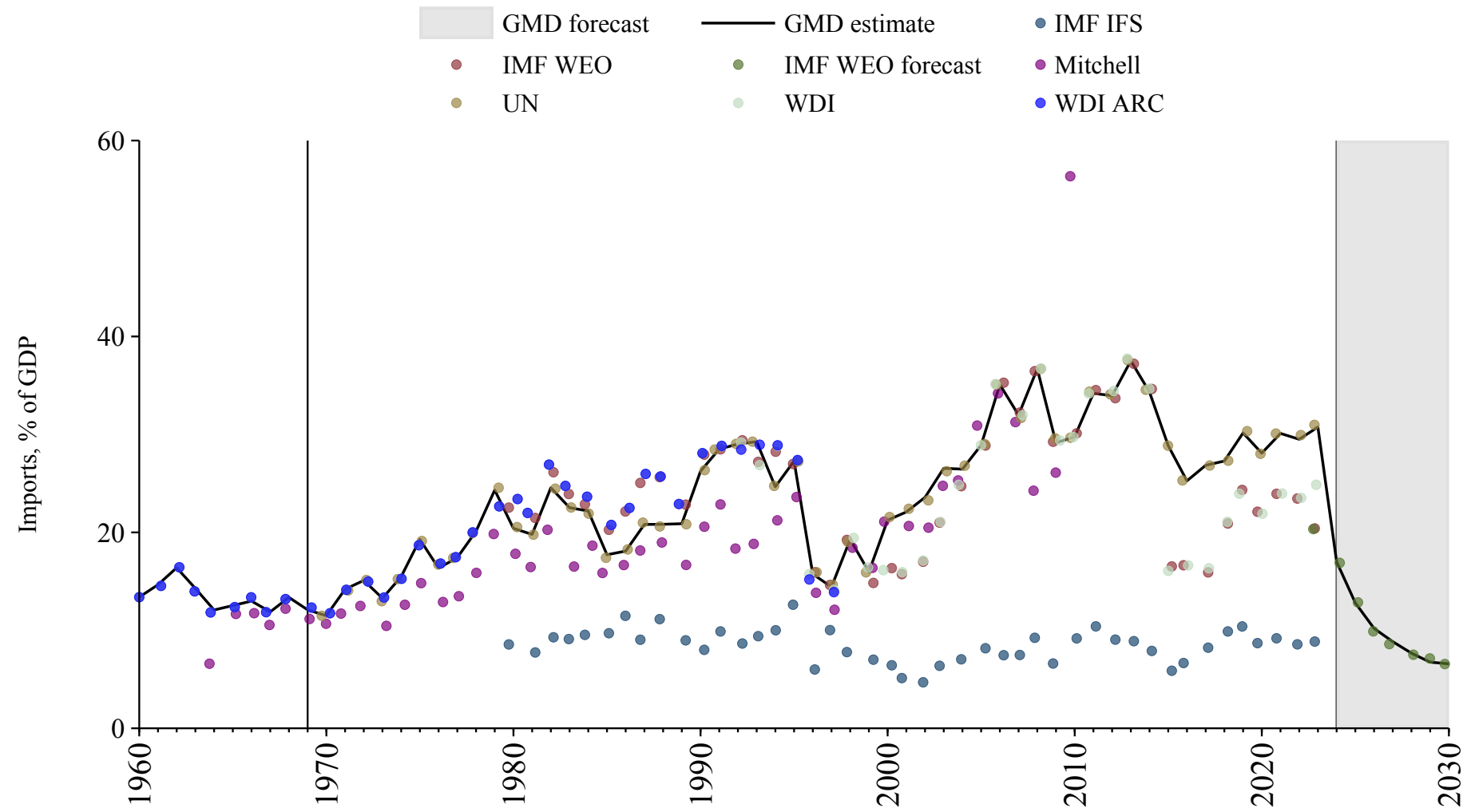
Burkina Faso

| Source | Time span | Notes |
|--|-------------|--|
| Banque centrale des États de l'Afrique de l'Ouest (2024) | 1960 - 1994 | Spliced using overlapping data in 1995. |
| United Nations (2024) | 1995 - 1995 | Spliced using overlapping data in 1996. |
| Banque centrale des États de l'Afrique de l'Ouest (2024) | 1996 - 2024 | Baseline source, overlaps with base year 2018. |
| WEO (2024b) | 2025 - 2030 | Spliced using overlapping data in 2031. |



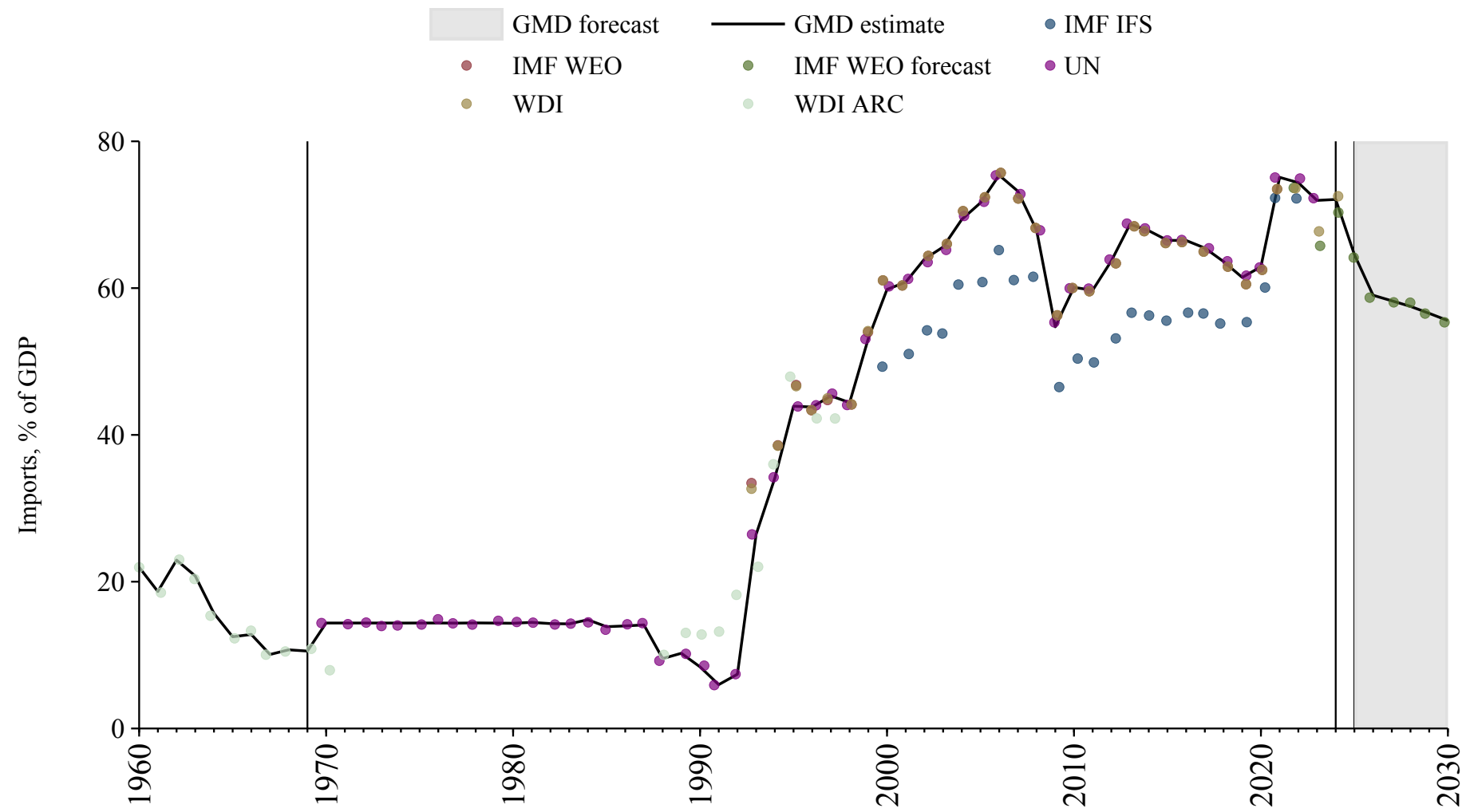
Burundi

| Source | Time span | Notes |
|---------------------------------------|-------------|--|
| World Bank (2024) | 1960 - 1969 | Spliced using overlapping data in 1970. |
| United Nations (2024) | 1970 - 2023 | Baseline source, overlaps with base year 2018. |
| WEO (2024b) | 2024 - 2030 | Spliced using overlapping data in 2031. |



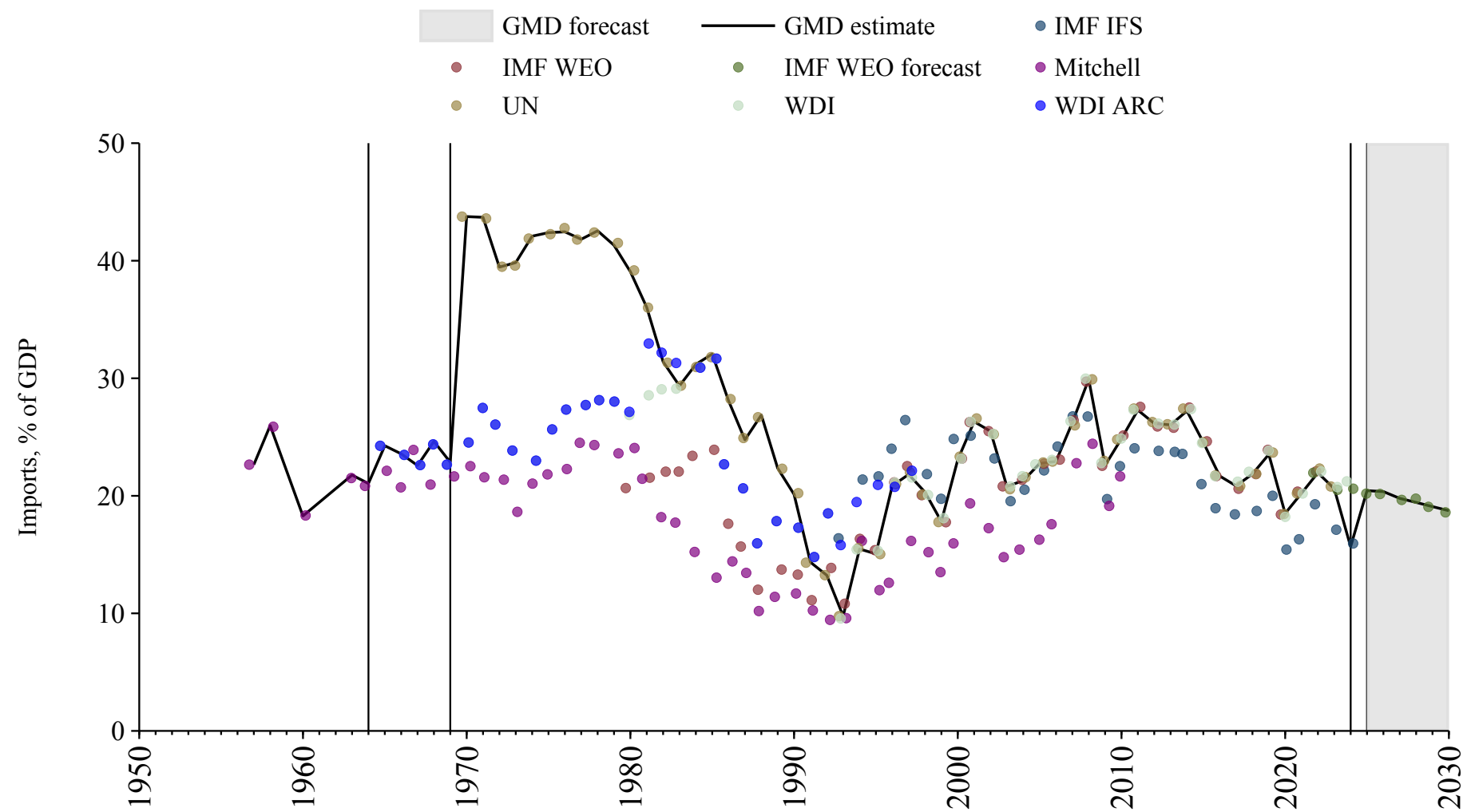
Cambodia

| Source | Time span | Notes |
|--|-------------|--|
| World Bank (Archives) (1999) | 1960 - 1969 | Spliced using overlapping data in 1970. |
| United Nations (2024) | 1970 - 2023 | Baseline source, overlaps with base year 2018. |
| World Bank (2024) | 2024 - 2024 | Spliced using overlapping data in 2025. |
| WEO (2024b) | 2025 - 2030 | Spliced using overlapping data in 2031. |



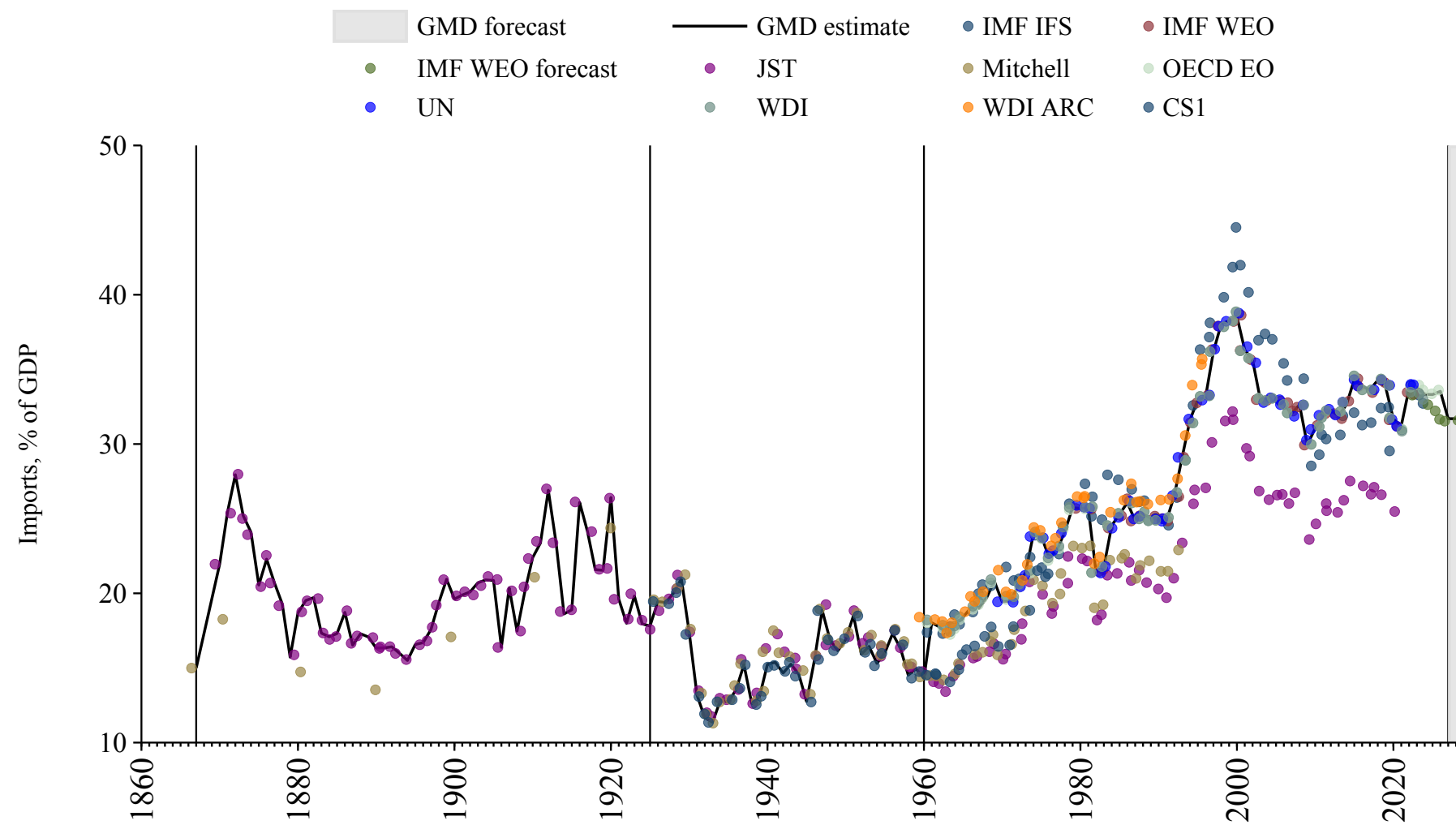
Cameroon

| Source | Time span | Notes |
|--|-------------|--|
| Mitchell (2013) | 1957 - 1964 | Spliced using overlapping data in 1965. |
| World Bank (2024) | 1965 - 1969 | Spliced using overlapping data in 1970. |
| United Nations (2024) | 1970 - 2023 | Baseline source, overlaps with base year 2018. |
| International Monetary Fund (2025) | 2024 - 2024 | Spliced using overlapping data in 2025. |
| WEO (2024b) | 2025 - 2030 | Spliced using overlapping data in 2031. |



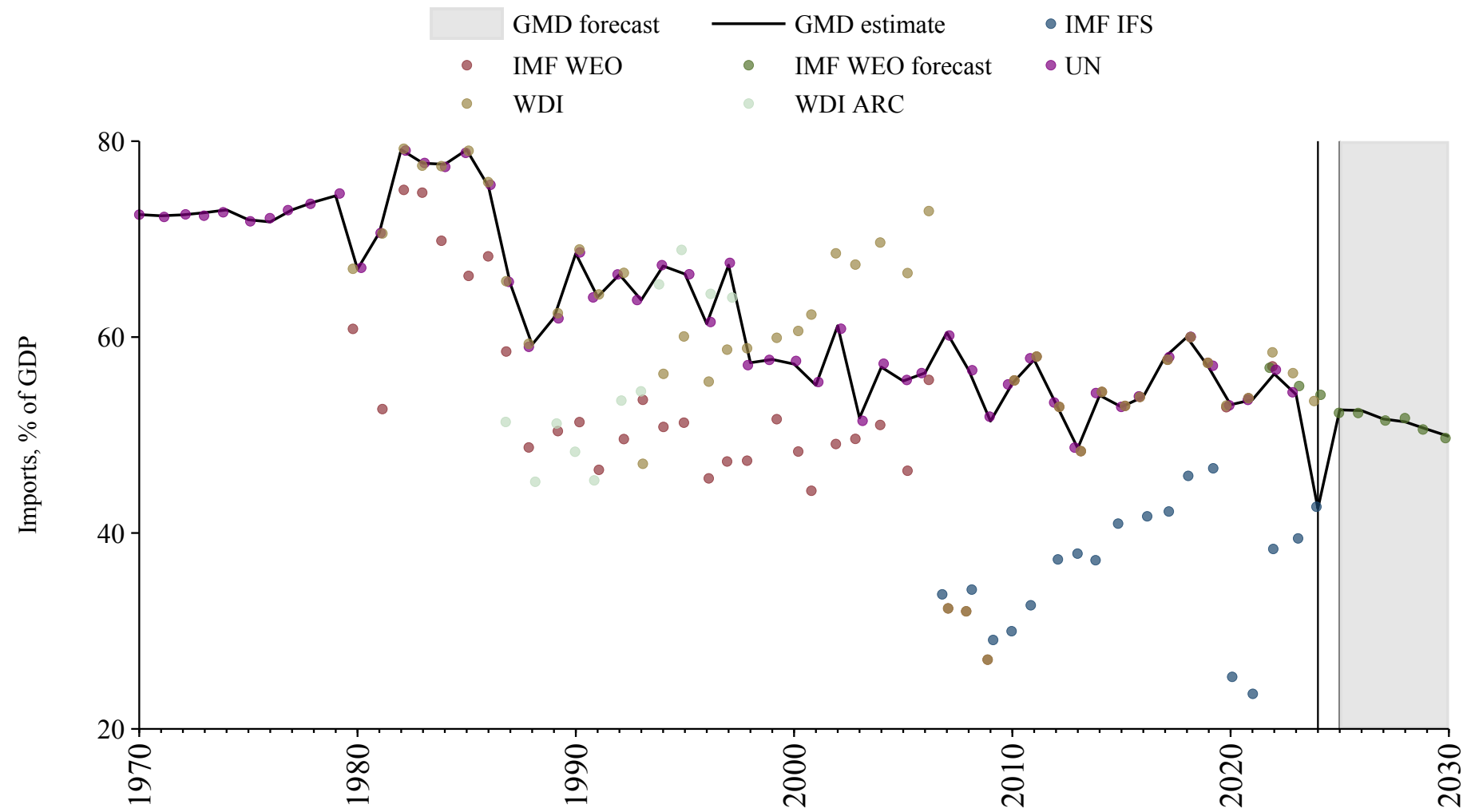
Canada

| Source | Time span | Notes |
|--|-------------|--|
| Mitchell (2013) | 1867 - 1867 | Spliced using overlapping data in 1868. |
| Jordà et al. (2017) | 1868 - 1925 | Spliced using overlapping data in 1926. |
| Statistics Canada | 1926 - 1960 | Spliced using overlapping data in 1961. |
| OECD Economic Outlook (2024) | 1961 - 2026 | Baseline source, overlaps with base year 2018. |
| WEO (2024b) | 2027 - 2030 | Spliced using overlapping data in 2031. |



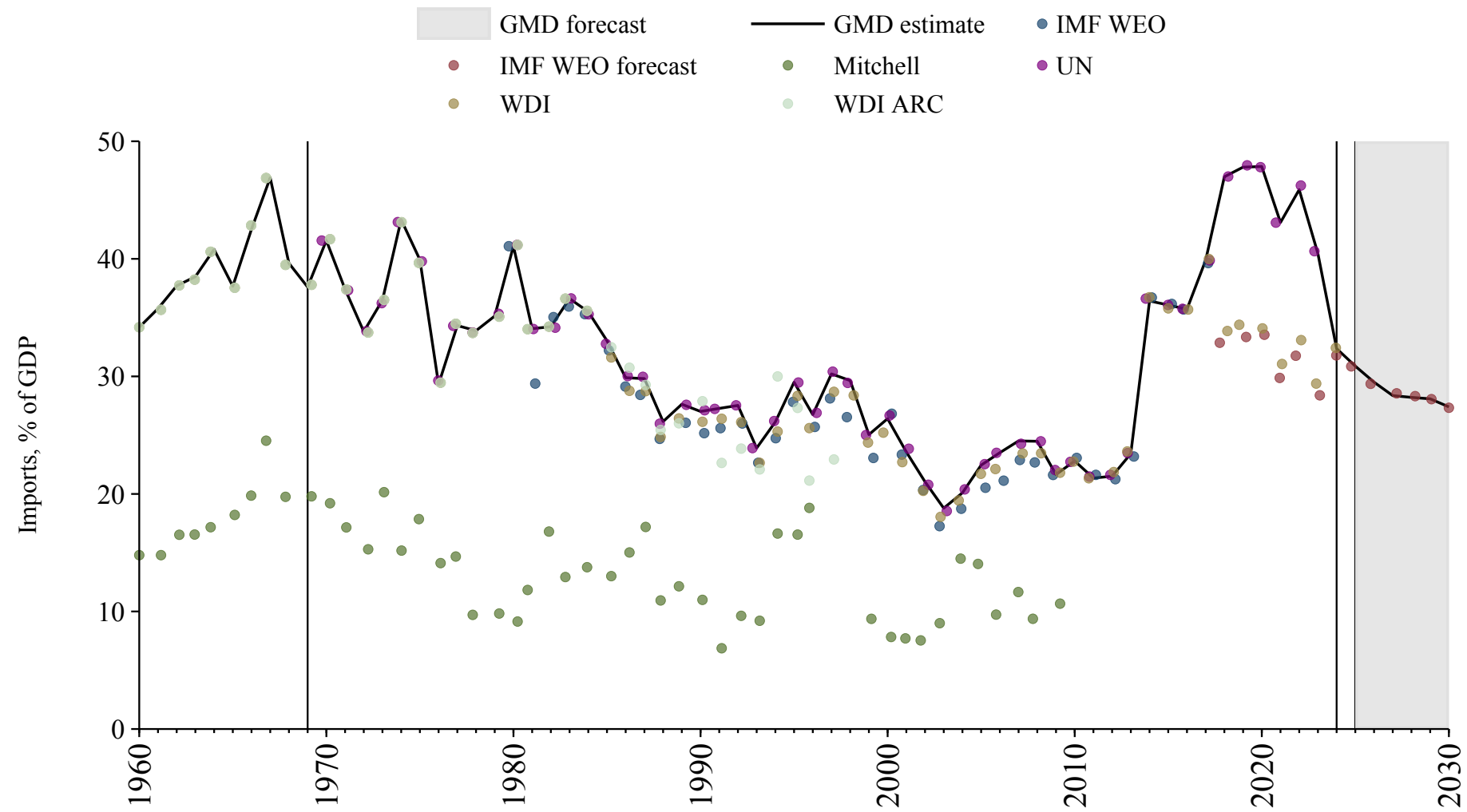
Cape Verde

| Source | Time span | Notes |
|--|-------------|--|
| United Nations (2024) | 1970 - 2023 | Baseline source, overlaps with base year 2018. |
| International Monetary Fund (2025) | 2024 - 2024 | Spliced using overlapping data in 2025. |
| WEO (2024b) | 2025 - 2030 | Spliced using overlapping data in 2031. |



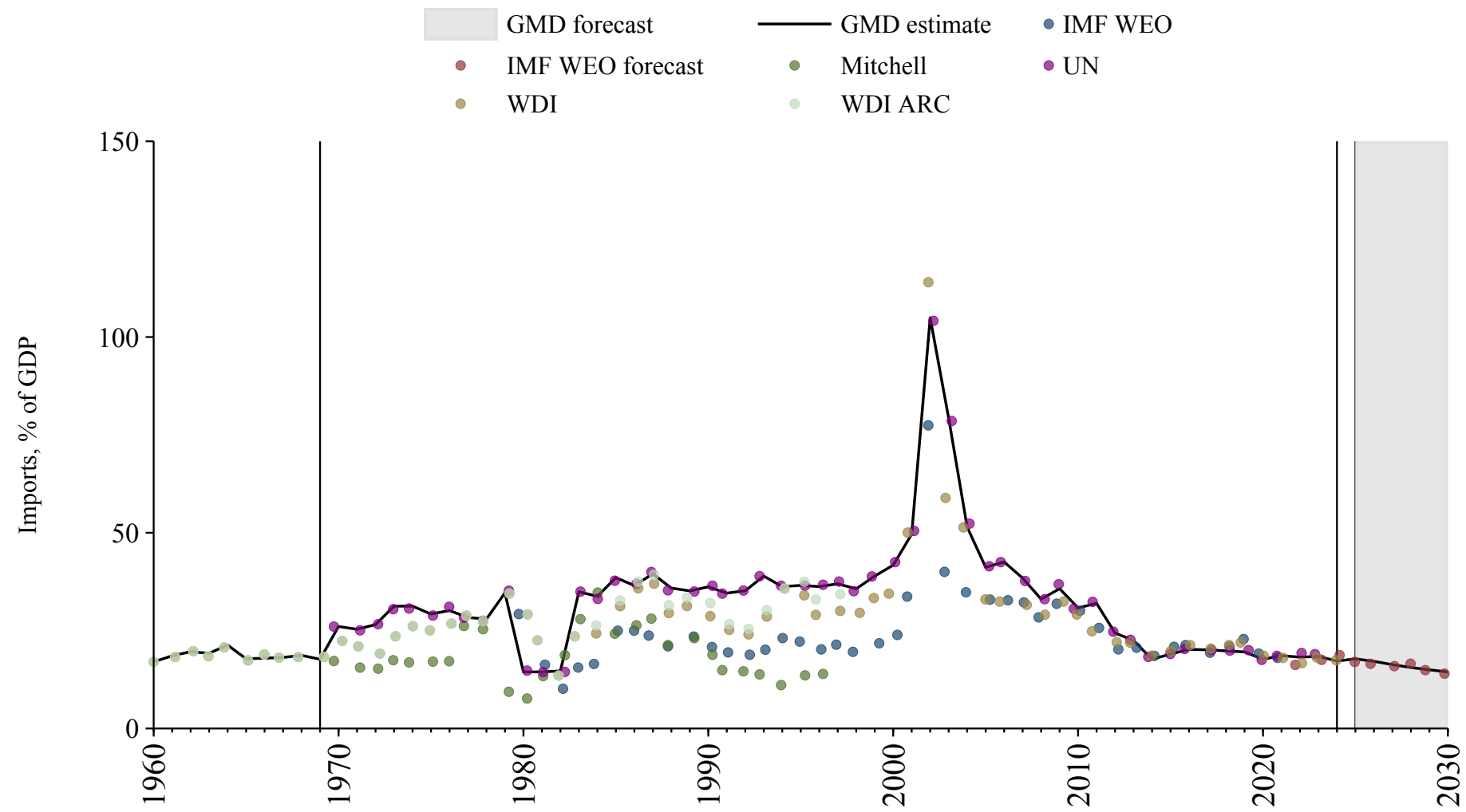
Central African Republic

| Source | Time span | Notes |
|---------------------------------------|-------------|--|
| World Bank (2024) | 1960 - 1969 | Spliced using overlapping data in 1970. |
| United Nations (2024) | 1970 - 2023 | Baseline source, overlaps with base year 2018. |
| World Bank (2024) | 2024 - 2024 | Spliced using overlapping data in 2025. |
| WEO (2024b) | 2025 - 2030 | Spliced using overlapping data in 2031. |



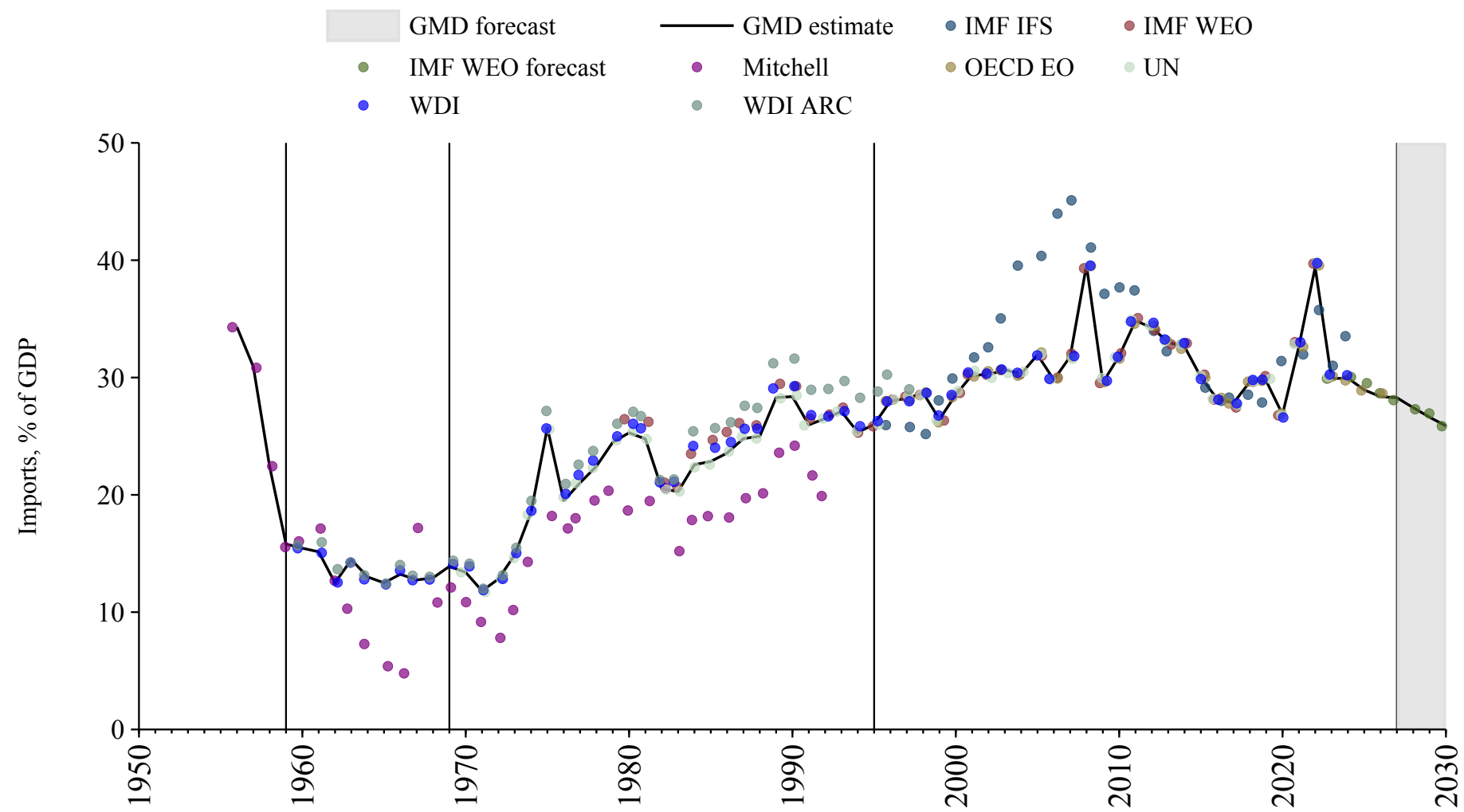
Chad

| Source | Time span | Notes |
|---------------------------------------|-------------|--|
| World Bank (2024) | 1960 - 1969 | Spliced using overlapping data in 1970. |
| United Nations (2024) | 1970 - 2023 | Baseline source, overlaps with base year 2018. |
| World Bank (2024) | 2024 - 2024 | Spliced using overlapping data in 2025. |
| WEO (2024b) | 2025 - 2030 | Spliced using overlapping data in 2031. |



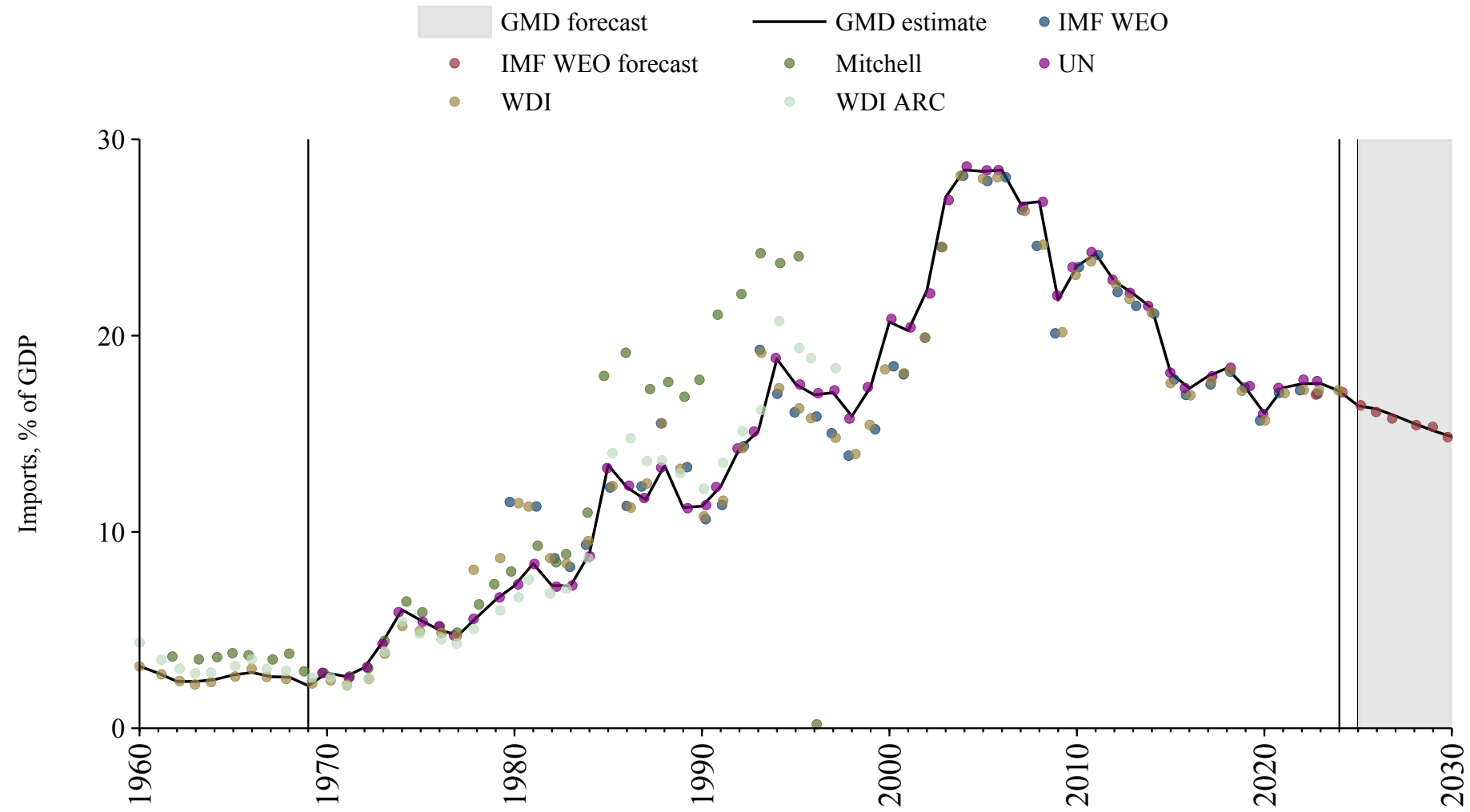
Chile

| Source | Time span | Notes |
|--|-------------|--|
| Mitchell (2013) | 1956 - 1959 | Spliced using overlapping data in 1960. |
| World Bank (2024) | 1960 - 1969 | Spliced using overlapping data in 1970. |
| United Nations (2024) | 1970 - 1995 | Spliced using overlapping data in 1996. |
| OECD Economic Outlook (2024) | 1996 - 2026 | Baseline source, overlaps with base year 2018. |
| WEO (2024b) | 2027 - 2030 | Spliced using overlapping data in 2031. |



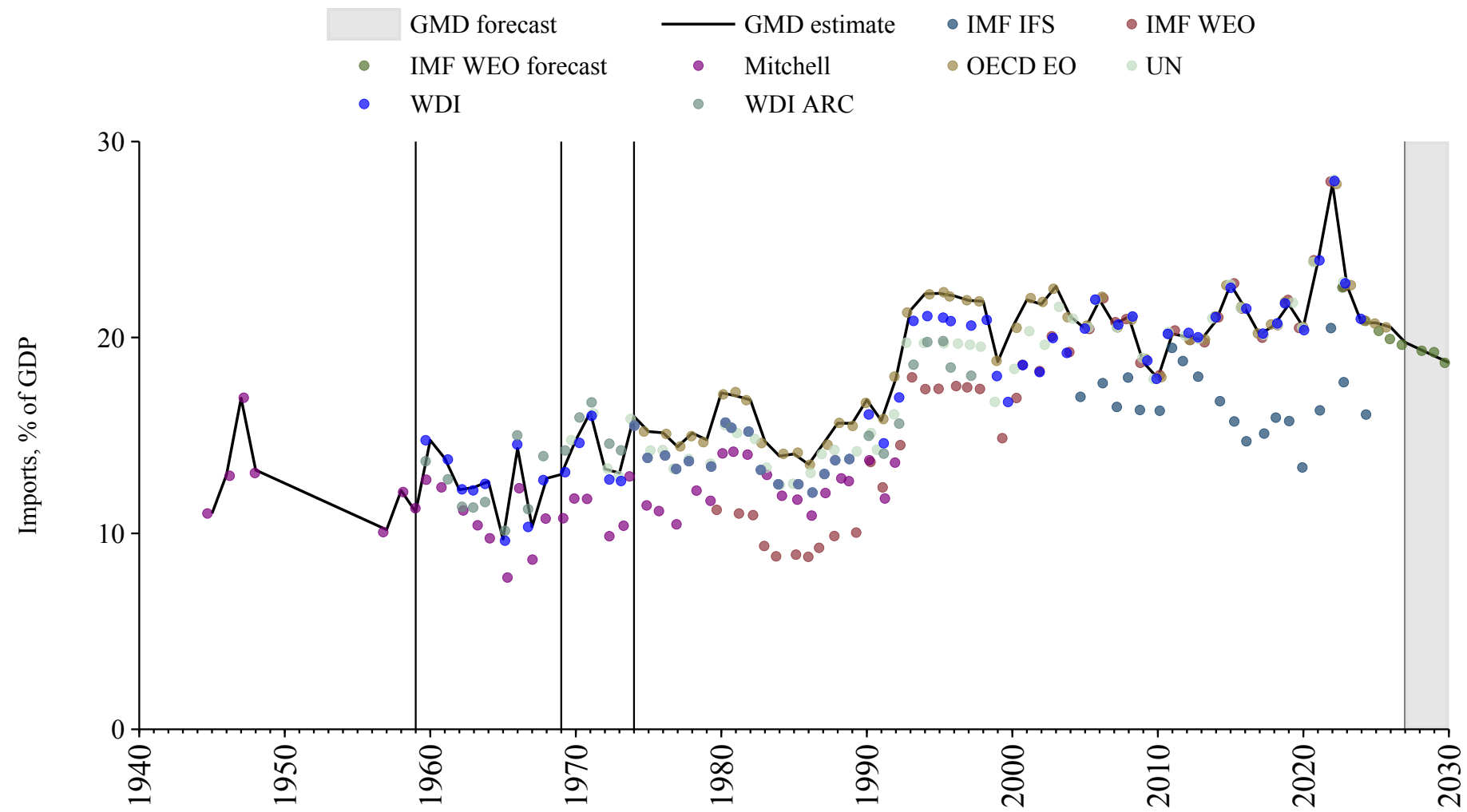
China

| Source | Time span | Notes |
|---------------------------------------|-------------|--|
| World Bank (2024) | 1960 - 1969 | Spliced using overlapping data in 1970. |
| United Nations (2024) | 1970 - 2023 | Baseline source, overlaps with base year 2018. |
| World Bank (2024) | 2024 - 2024 | Spliced using overlapping data in 2025. |
| WEO (2024b) | 2025 - 2030 | Spliced using overlapping data in 2031. |



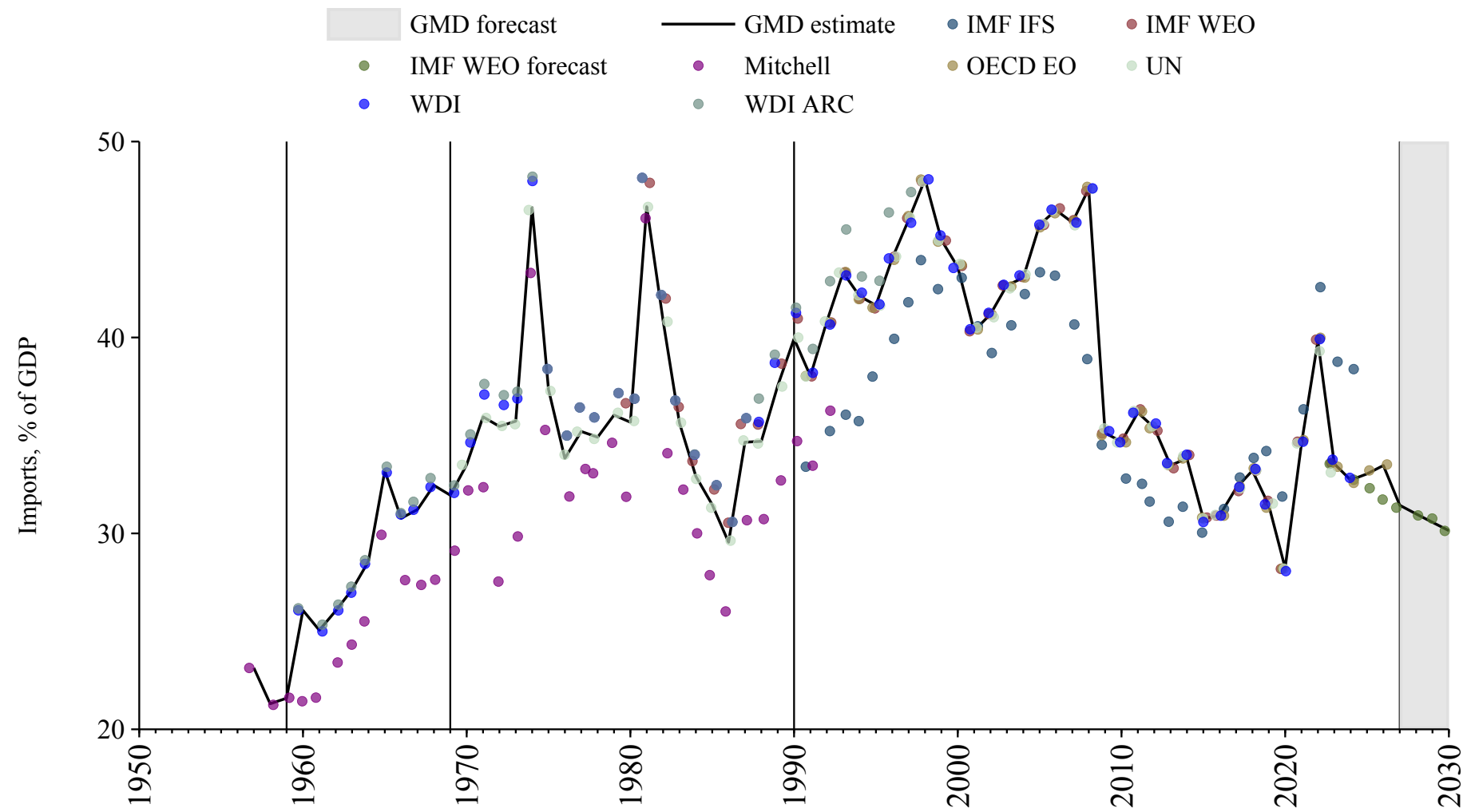
Colombia

| Source | Time span | Notes |
|--|-------------|--|
| Mitchell (2013) | 1945 - 1959 | Spliced using overlapping data in 1960. |
| World Bank (2024) | 1960 - 1969 | Spliced using overlapping data in 1970. |
| United Nations (2024) | 1970 - 1974 | Spliced using overlapping data in 1975. |
| OECD Economic Outlook (2024) | 1975 - 2026 | Baseline source, overlaps with base year 2018. |
| WEO (2024b) | 2027 - 2030 | Spliced using overlapping data in 2031. |



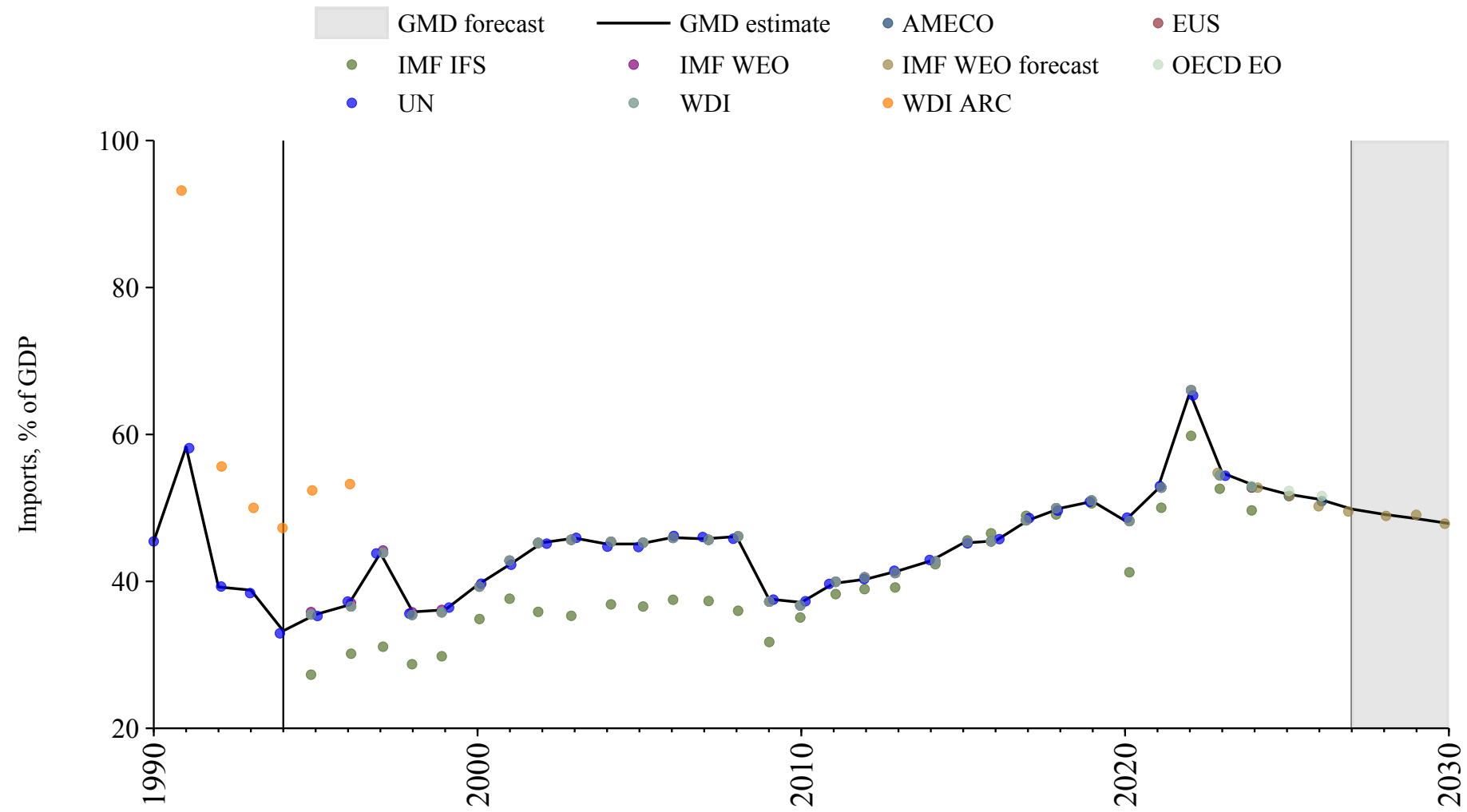
Costa Rica

| Source | Time span | Notes |
|--|-------------|--|
| Mitchell (2013) | 1957 - 1959 | Spliced using overlapping data in 1960. |
| World Bank (2024) | 1960 - 1969 | Spliced using overlapping data in 1970. |
| United Nations (2024) | 1970 - 1990 | Spliced using overlapping data in 1991. |
| OECD Economic Outlook (2024) | 1991 - 2026 | Baseline source, overlaps with base year 2018. |
| WEO (2024b) | 2027 - 2030 | Spliced using overlapping data in 2031. |



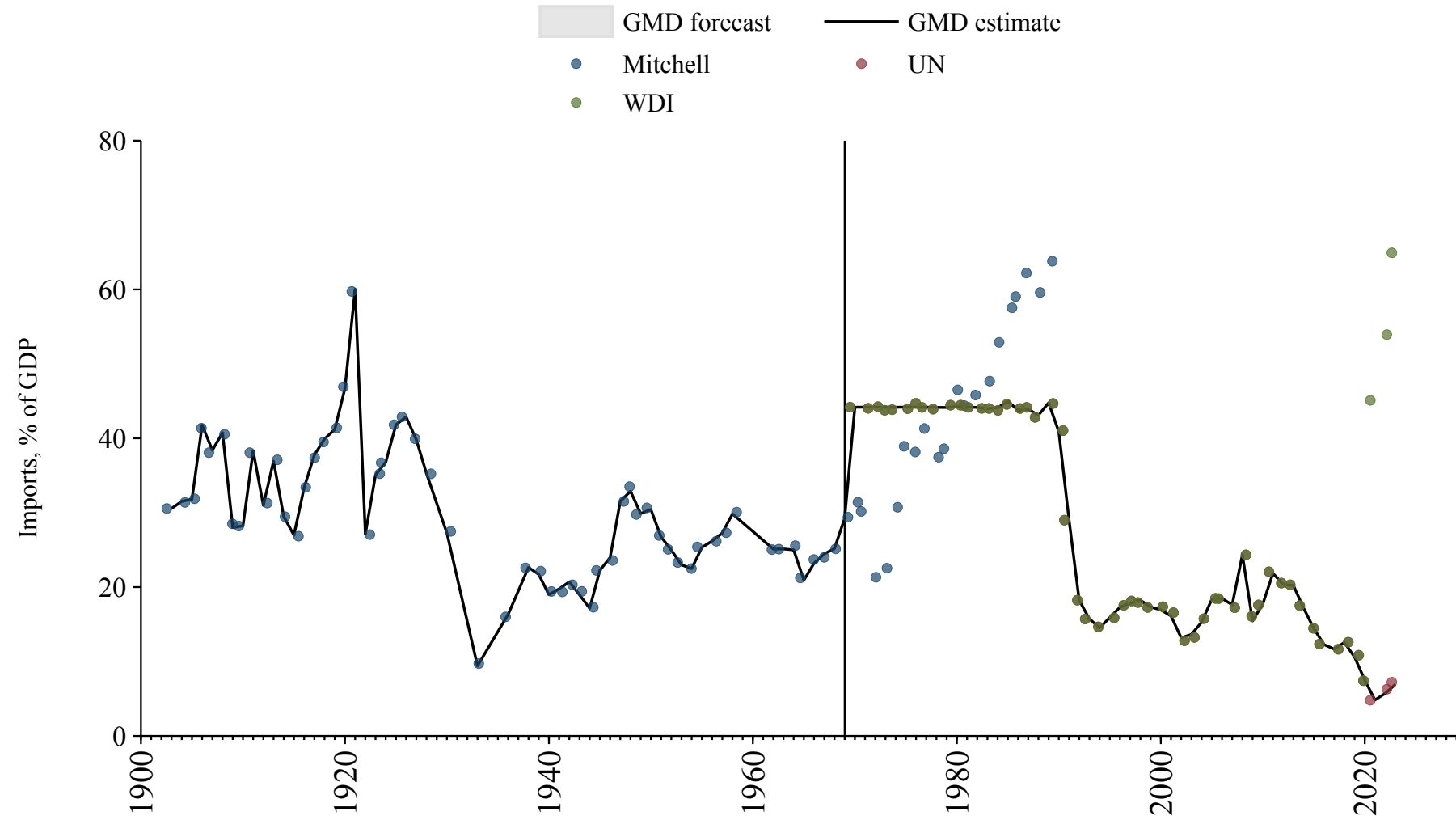
Croatia

| Source | Time span | Notes |
|--|-------------|--|
| United Nations (2024) | 1990 - 1994 | Spliced using overlapping data in 1995. |
| OECD Economic Outlook (2024) | 1995 - 2026 | Baseline source, overlaps with base year 2018. |
| WEO (2024b) | 2027 - 2030 | Spliced using overlapping data in 2031. |



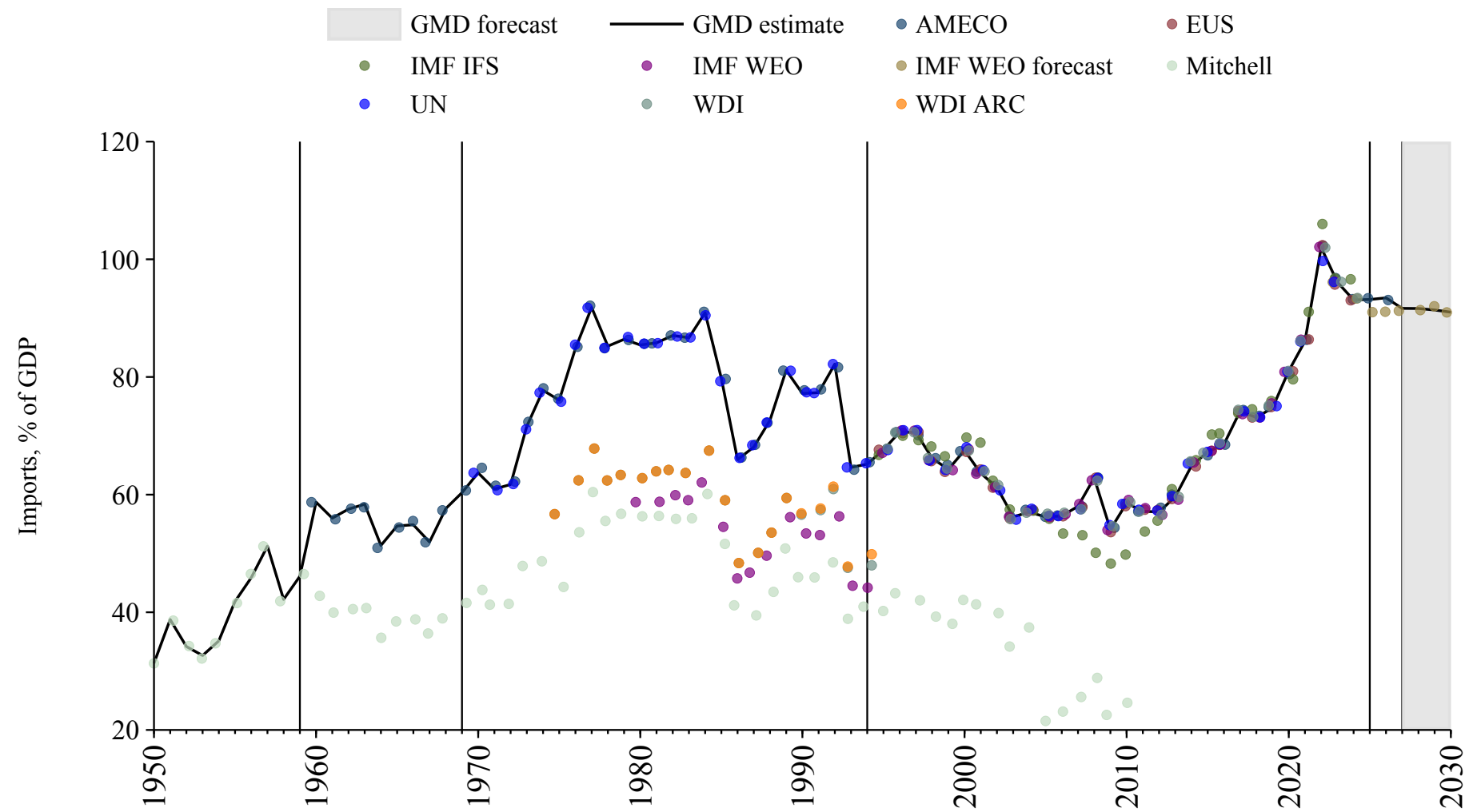
Cuba

| Source | Time span | Notes |
|---------------------------------------|-------------|--|
| Mitchell (2013) | 1903 - 1969 | Spliced using overlapping data in 1970. |
| United Nations (2024) | 1970 - 2023 | Baseline source, overlaps with base year 2018. |



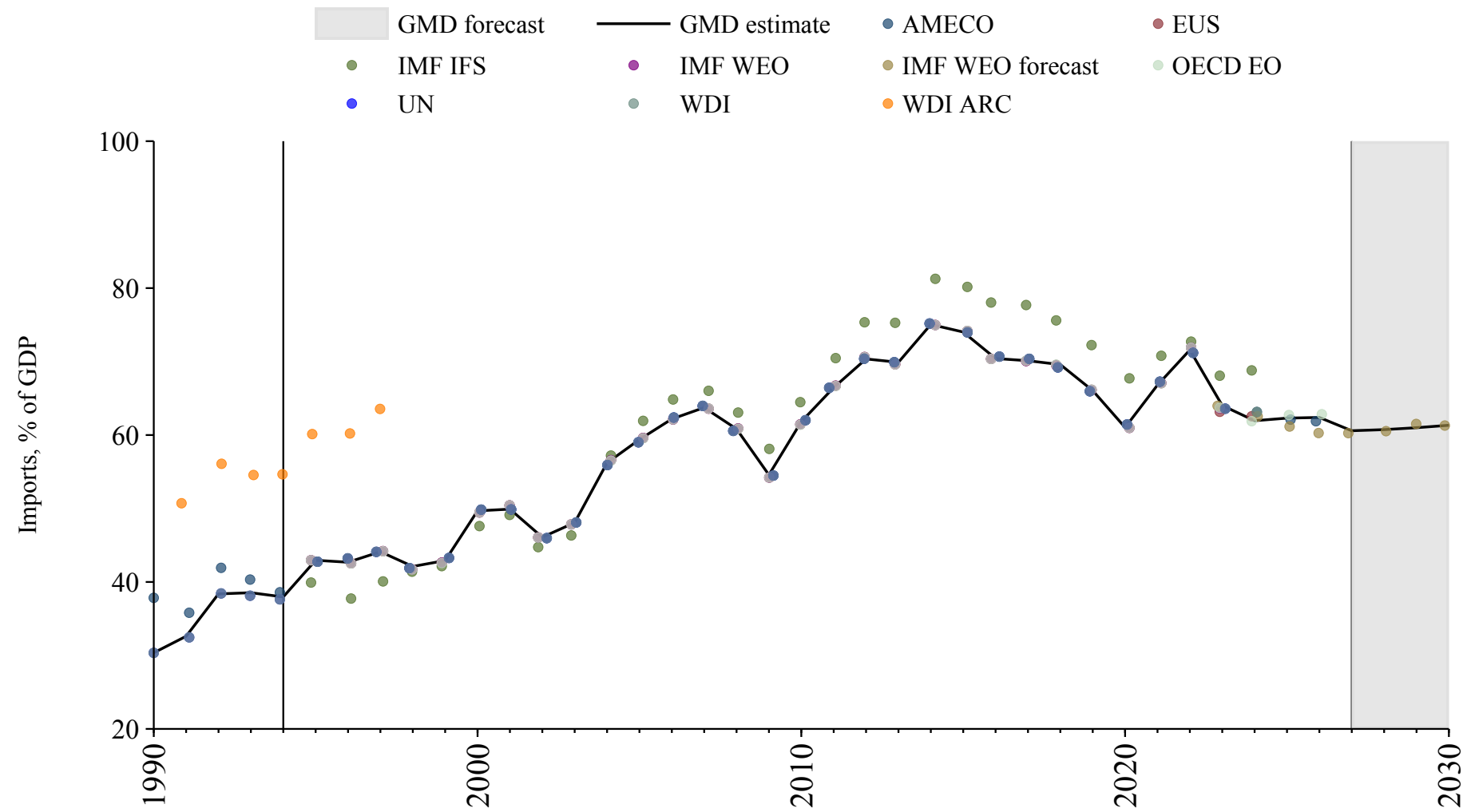
Cyprus

| Source | Time span | Notes |
|--|-------------|--|
| Mitchell (2013) | 1950 - 1959 | Spliced using overlapping data in 1960. |
| European Commission (2024) | 1960 - 1969 | Spliced using overlapping data in 1970. |
| United Nations (2024) | 1970 - 1994 | Spliced using overlapping data in 1995. |
| Commission (2024) | 1995 - 2024 | Baseline source, overlaps with base year 2018. |
| European Commission (2024) | 2025 - 2026 | Spliced using overlapping data in 2027. |
| WEO (2024b) | 2027 - 2030 | Spliced using overlapping data in 2031. |



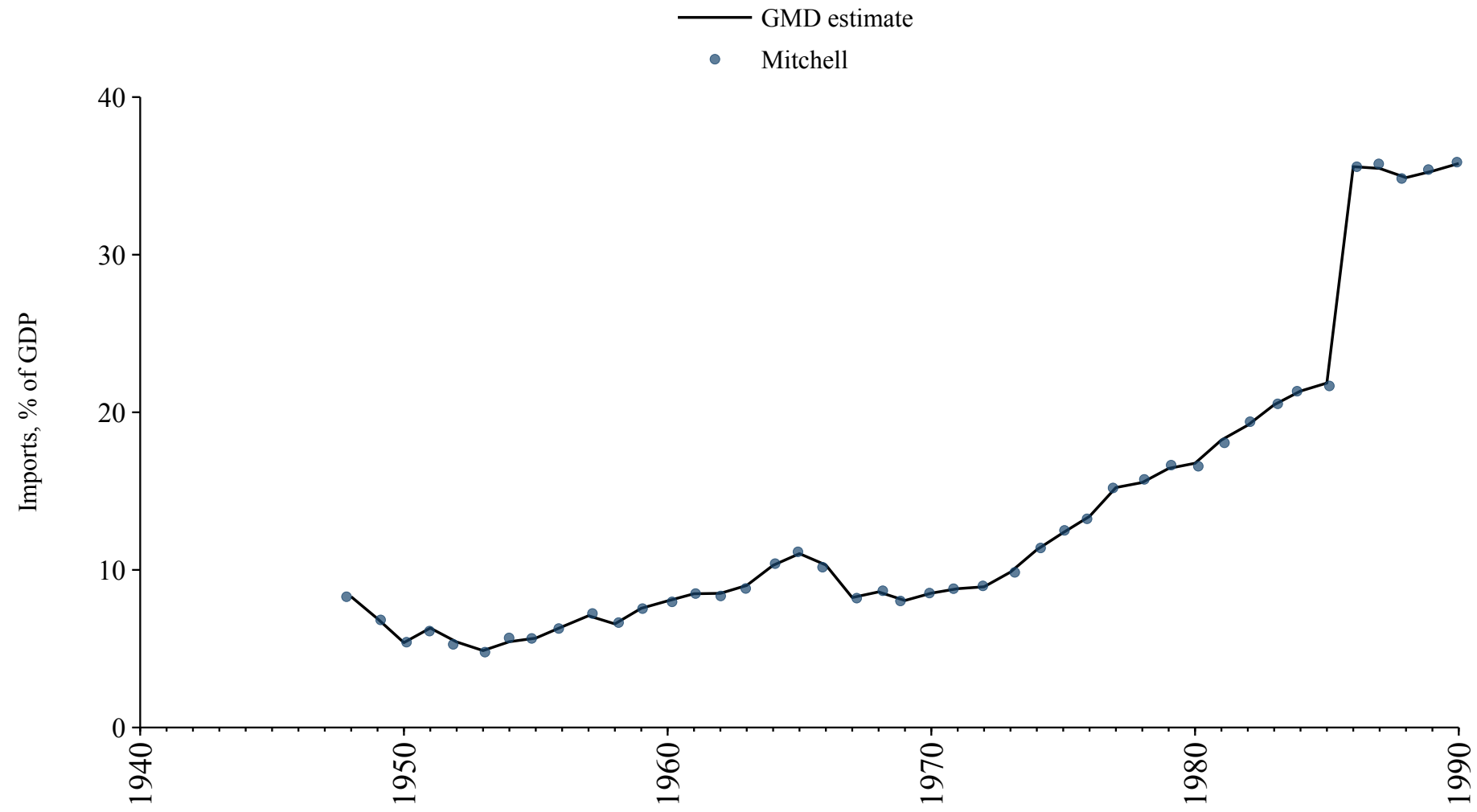
Czech Republic

| Source | Time span | Notes |
|--|-------------|--|
| United Nations (2024) | 1990 - 1994 | Spliced using overlapping data in 1995. |
| OECD Economic Outlook (2024) | 1995 - 2026 | Baseline source, overlaps with base year 2018. |
| WEO (2024b) | 2027 - 2030 | Spliced using overlapping data in 2031. |



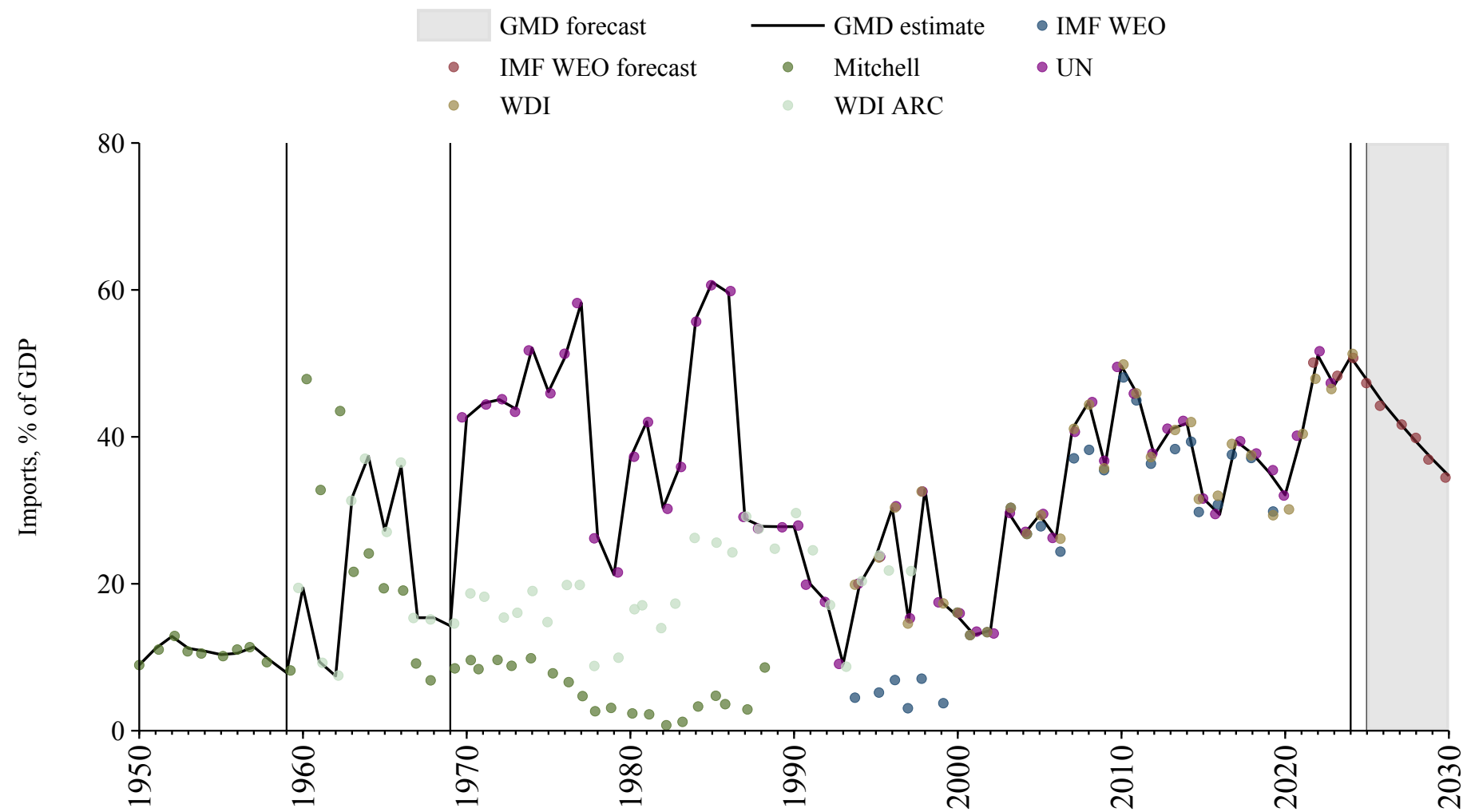
Czechoslovakia

| Source | Time span | Notes |
|---------------------------------|-------------|---|
| Mitchell (2013) | 1948 - 1990 | Spliced using overlapping data in 1991. |



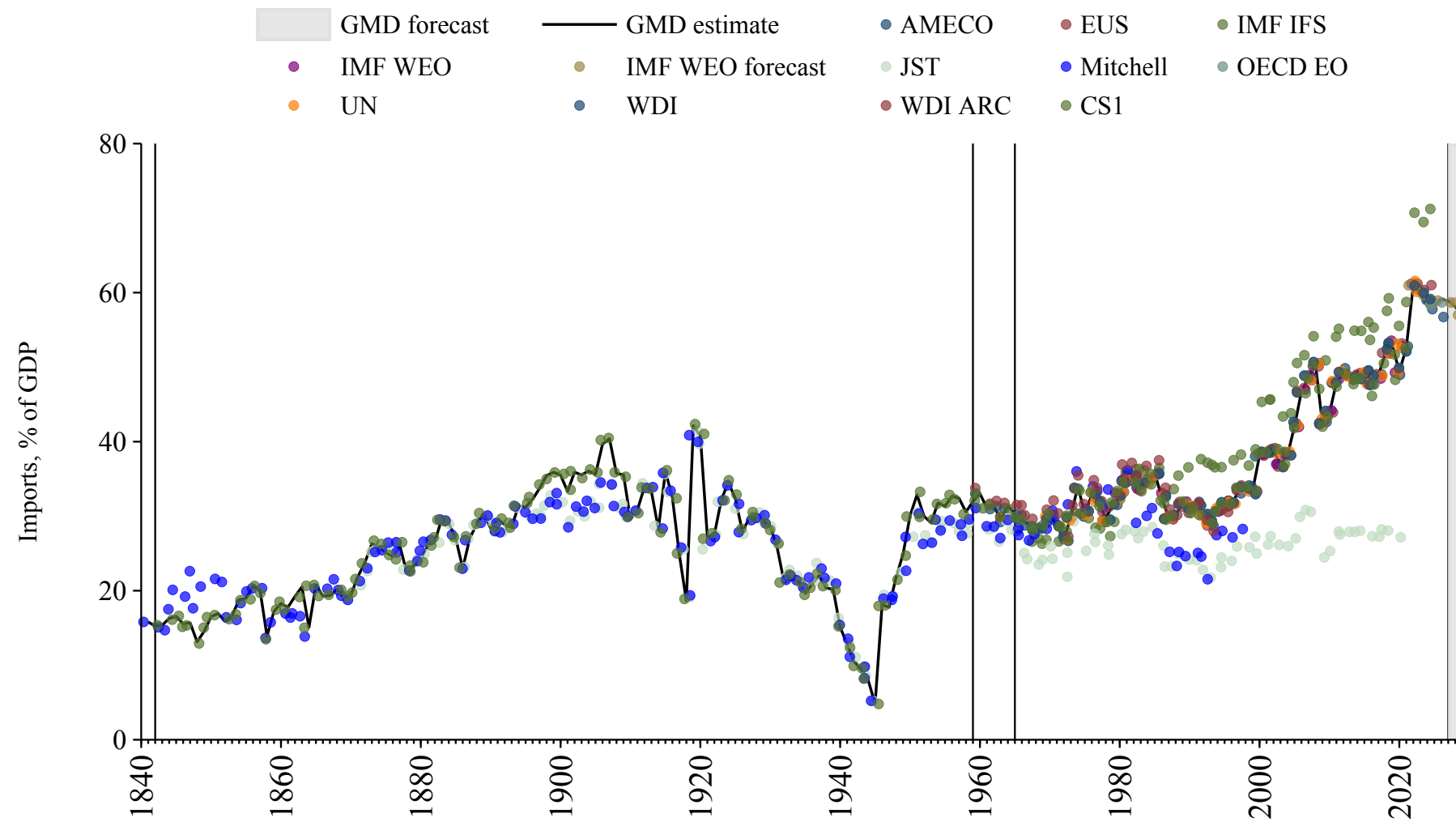
Democratic Republic of the Congo

| Source | Time span | Notes |
|--|-------------|--|
| Mitchell (2013) | 1950 - 1959 | Spliced using overlapping data in 1960. |
| World Bank (Archives) (1999) | 1960 - 1969 | Spliced using overlapping data in 1970. |
| United Nations (2024) | 1970 - 2023 | Baseline source, overlaps with base year 2018. |
| World Bank (2024) | 2024 - 2024 | Spliced using overlapping data in 2025. |
| WEO (2024b) | 2025 - 2030 | Spliced using overlapping data in 2031. |



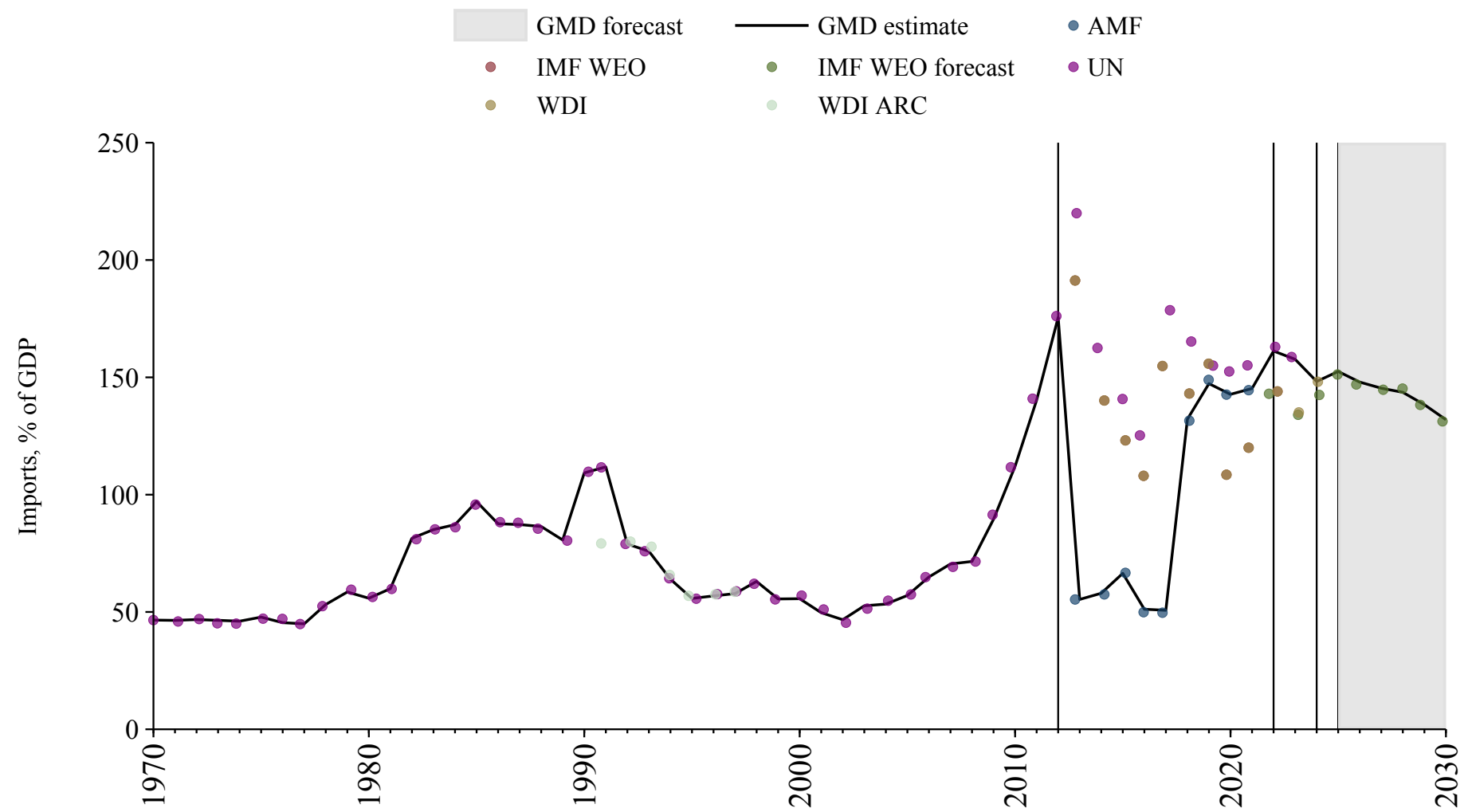
Denmark

| Source | Time span | Notes |
|--|-------------|--|
| Mitchell (2013) | 1841 - 1842 | Spliced using overlapping data in 1843. |
| Abildgren (2017) | 1843 - 1959 | Spliced using overlapping data in 1960. |
| European Commission (2024) | 1960 - 1965 | Spliced using overlapping data in 1966. |
| OECD Economic Outlook (2024) | 1966 - 2026 | Baseline source, overlaps with base year 2018. |
| WEO (2024b) | 2027 - 2030 | Spliced using overlapping data in 2031. |



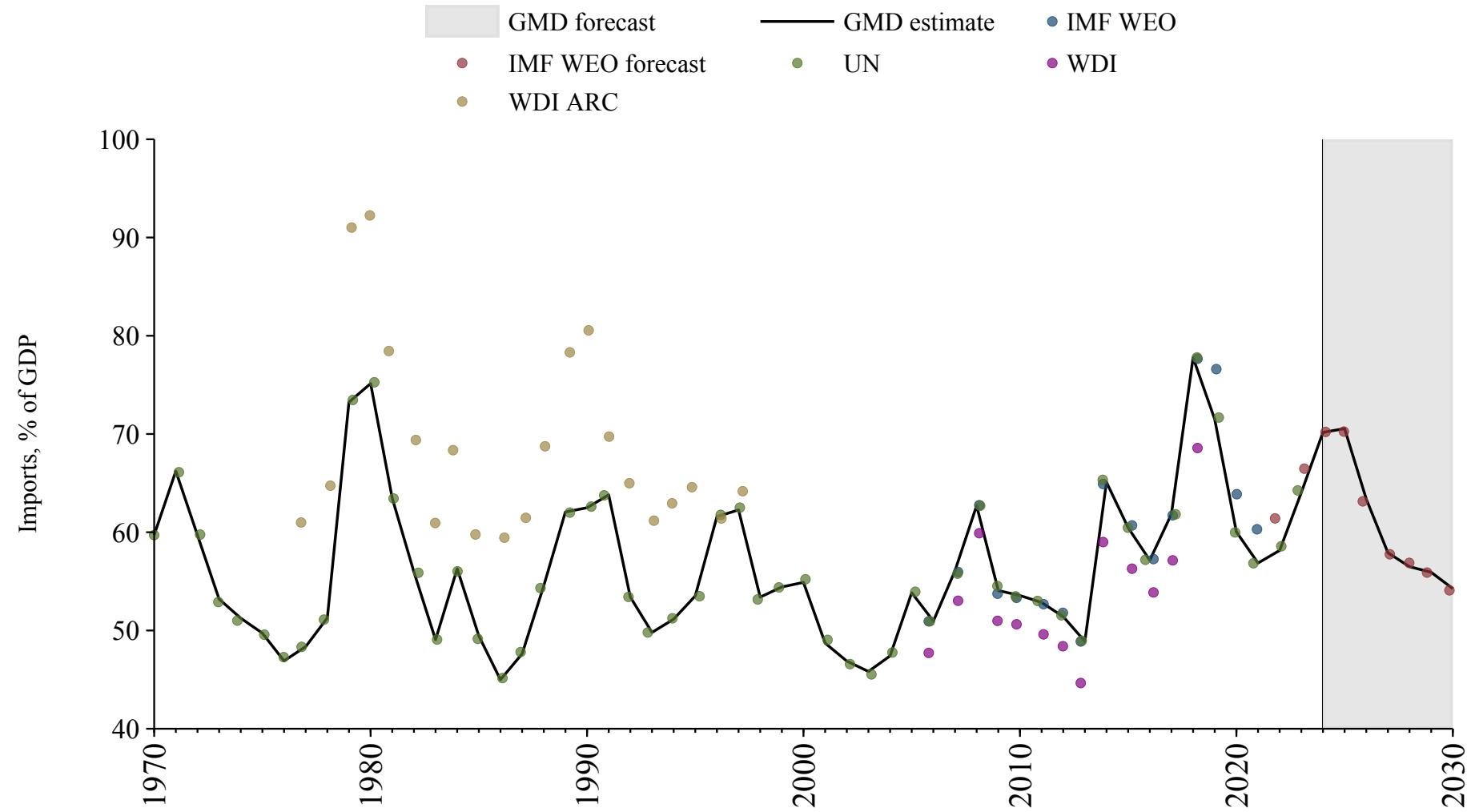
Djibouti

| Source | Time span | Notes |
|---|-------------|--|
| United Nations (2024) | 1970 - 2012 | Spliced using overlapping data in 2013. |
| Arab Monetary Fund (2024) | 2013 - 2021 | Baseline source, overlaps with base year 2018. |
| United Nations (2024) | 2022 - 2023 | Spliced using overlapping data in 2024. |
| World Bank (2024) | 2024 - 2024 | Spliced using overlapping data in 2025. |
| WEO (2024b) | 2025 - 2030 | Spliced using overlapping data in 2031. |



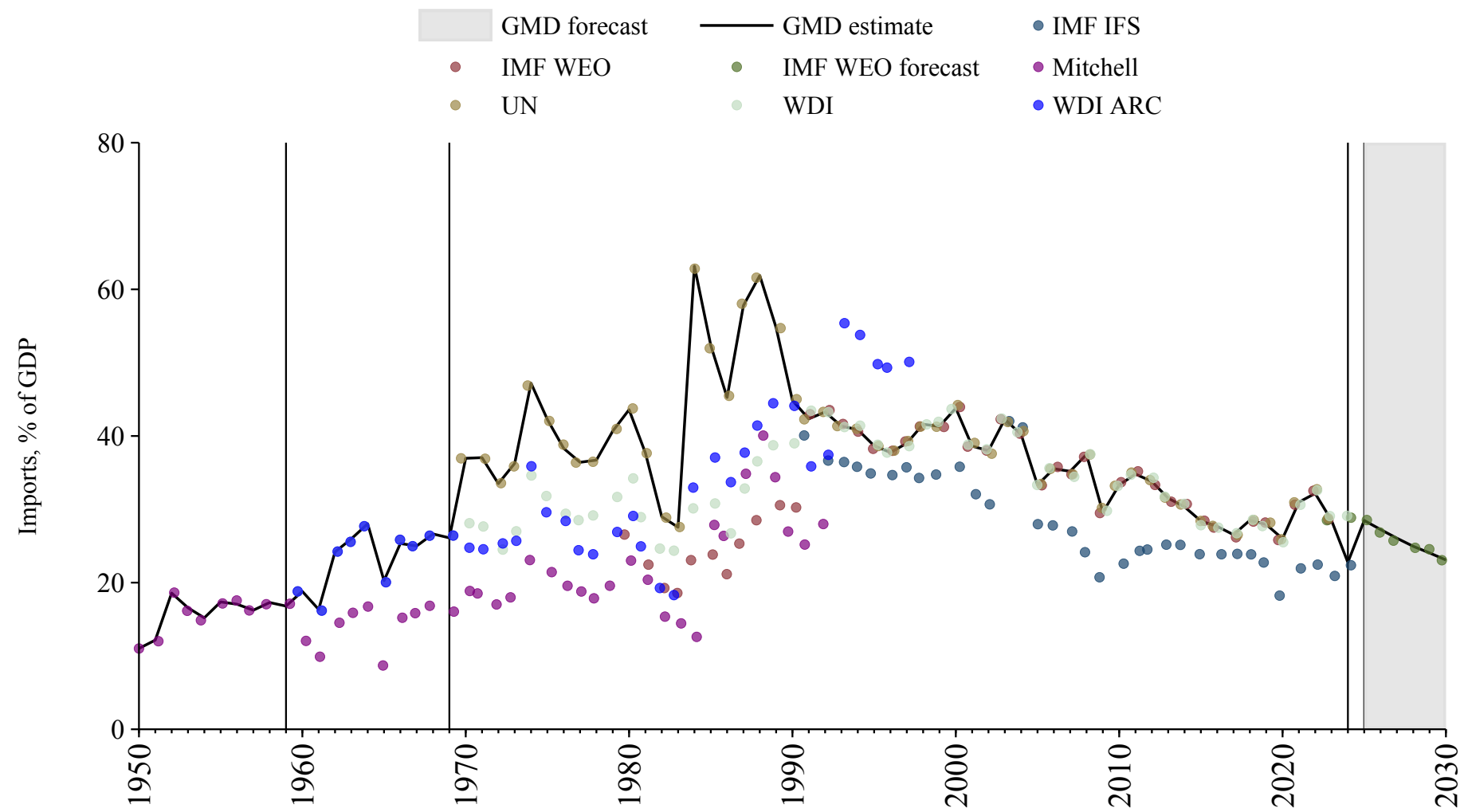
Dominica

| Source | Time span | Notes |
|---------------------------------------|-------------|--|
| United Nations (2024) | 1970 - 2023 | Baseline source, overlaps with base year 2018. |
| WEO (2024b) | 2024 - 2030 | Spliced using overlapping data in 2031. |



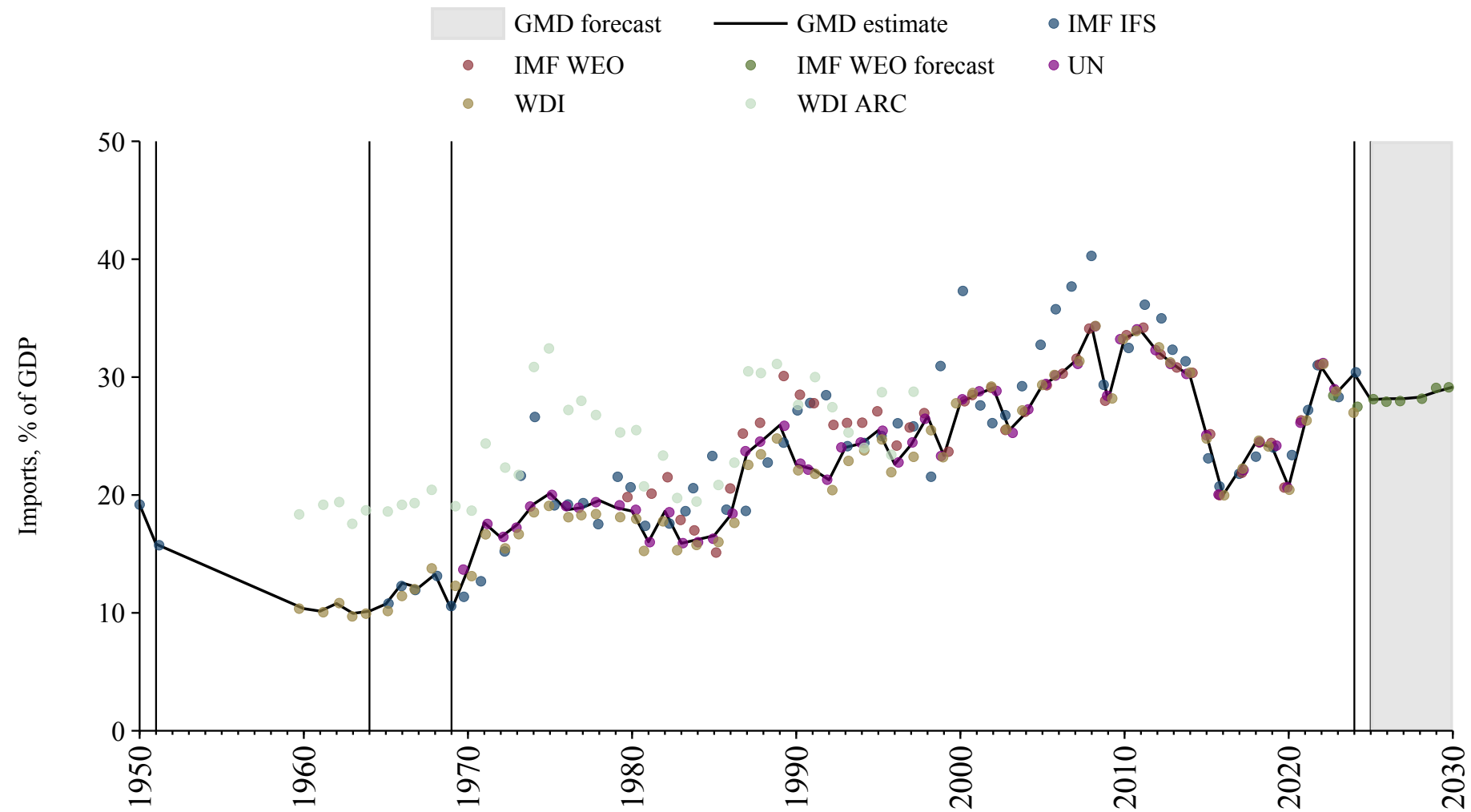
Dominican Republic

| Source | Time span | Notes |
|--|-------------|--|
| Mitchell (2013) | 1950 - 1959 | Spliced using overlapping data in 1960. |
| World Bank (2024) | 1960 - 1969 | Spliced using overlapping data in 1970. |
| United Nations (2024) | 1970 - 2023 | Baseline source, overlaps with base year 2018. |
| International Monetary Fund (2025) | 2024 - 2024 | Spliced using overlapping data in 2025. |
| WEO (2024b) | 2025 - 2030 | Spliced using overlapping data in 2031. |



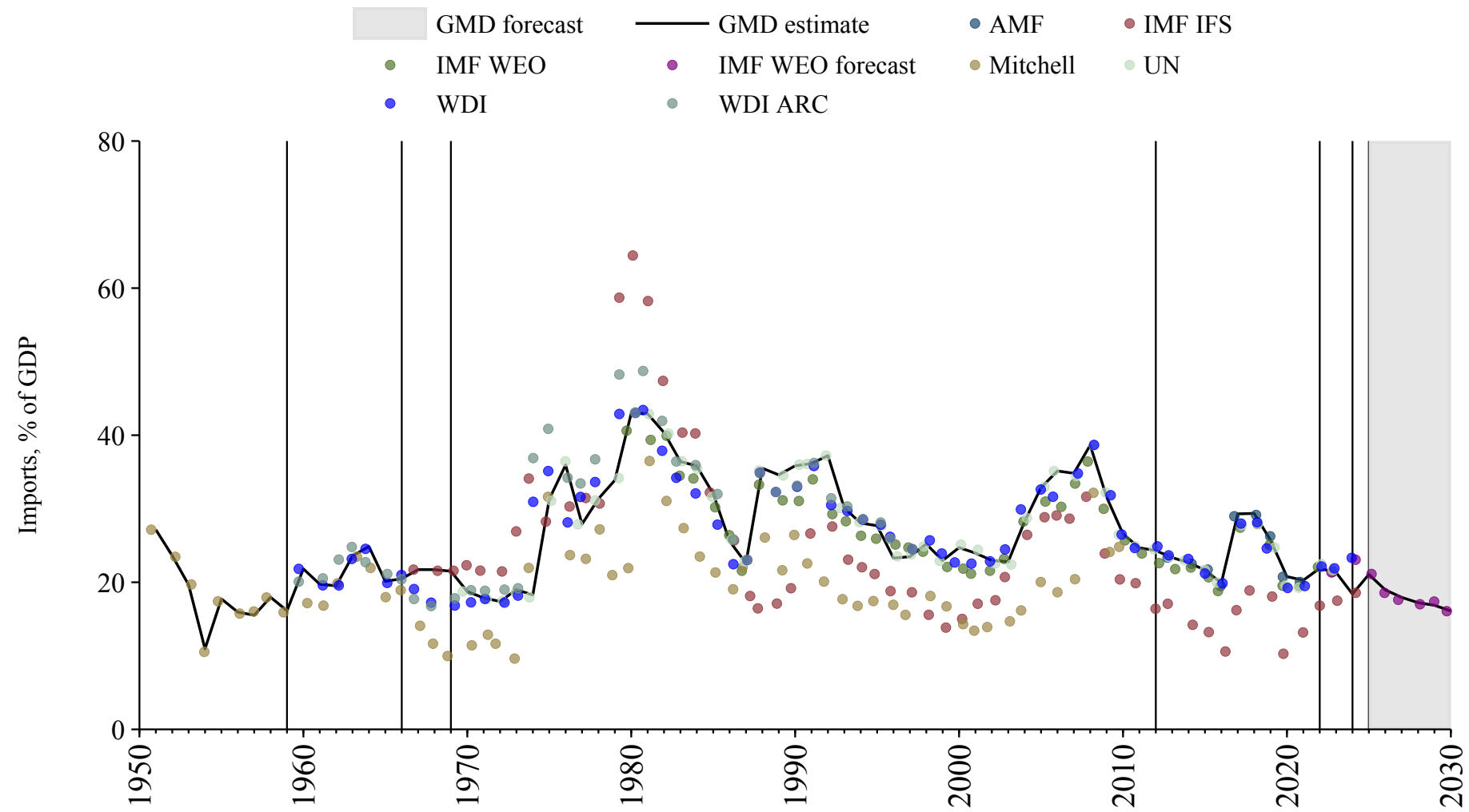
Ecuador

| Source | Time span | Notes |
|--|-------------|--|
| International Monetary Fund (2025) | 1950 - 1951 | Spliced using overlapping data in 1952. |
| World Bank (2024) | 1952 - 1964 | Spliced using overlapping data in 1965. |
| International Monetary Fund (2025) | 1965 - 1969 | Spliced using overlapping data in 1970. |
| United Nations (2024) | 1970 - 2023 | Baseline source, overlaps with base year 2018. |
| International Monetary Fund (2025) | 2024 - 2024 | Spliced using overlapping data in 2025. |
| WEO (2024b) | 2025 - 2030 | Spliced using overlapping data in 2031. |



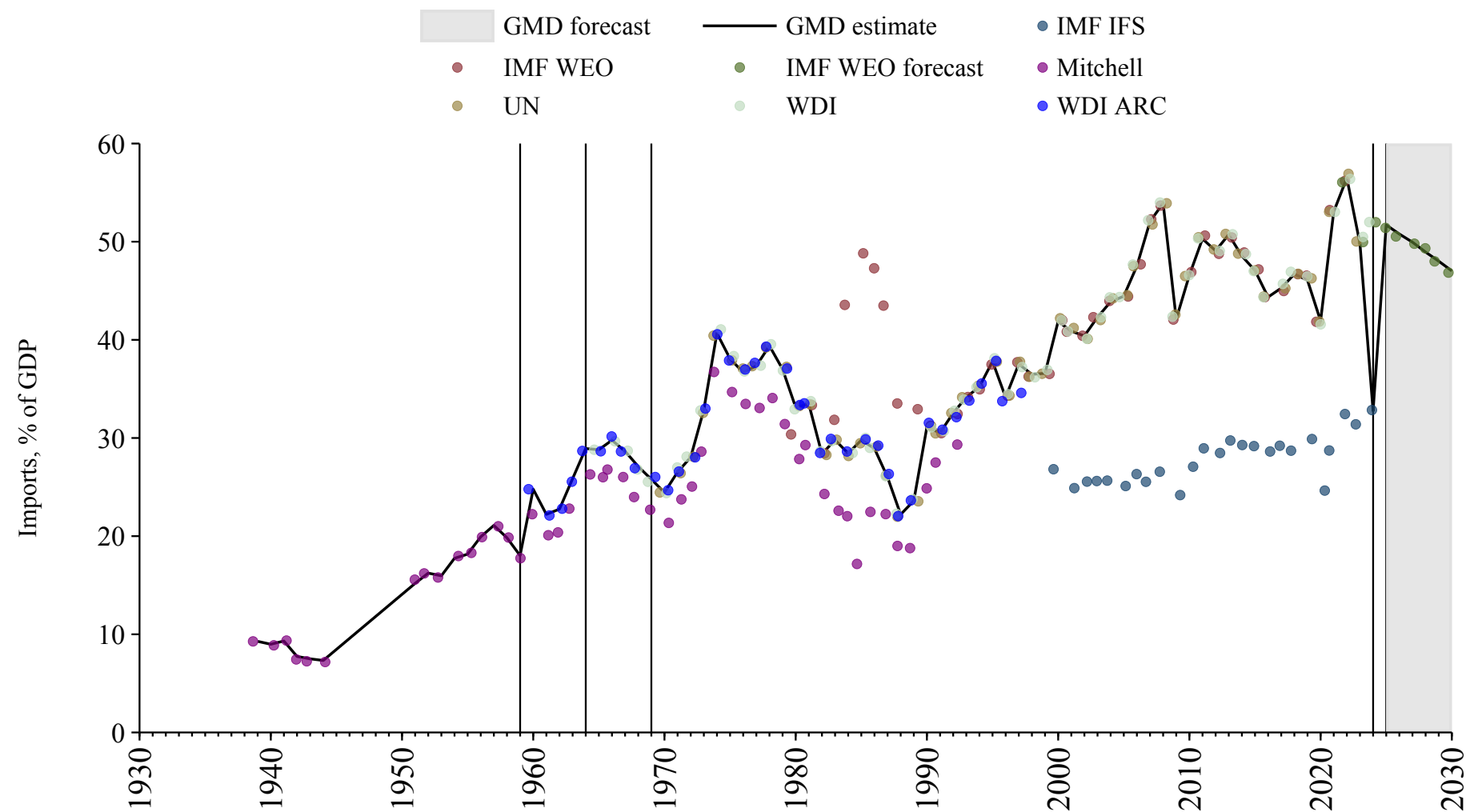
Egypt

| Source | Time span | Notes |
|--|-------------|--|
| Mitchell (2013) | 1951 - 1959 | Spliced using overlapping data in 1960. |
| World Bank (2024) | 1960 - 1966 | Spliced using overlapping data in 1967. |
| International Monetary Fund (2025) | 1967 - 1969 | Spliced using overlapping data in 1970. |
| United Nations (2024) | 1970 - 2012 | Spliced using overlapping data in 2013. |
| Arab Monetary Fund (2024) | 2013 - 2021 | Baseline source, overlaps with base year 2018. |
| United Nations (2024) | 2022 - 2023 | Spliced using overlapping data in 2024. |
| International Monetary Fund (2025) | 2024 - 2024 | Spliced using overlapping data in 2025. |
| WEO (2024b) | 2025 - 2030 | Spliced using overlapping data in 2031. |



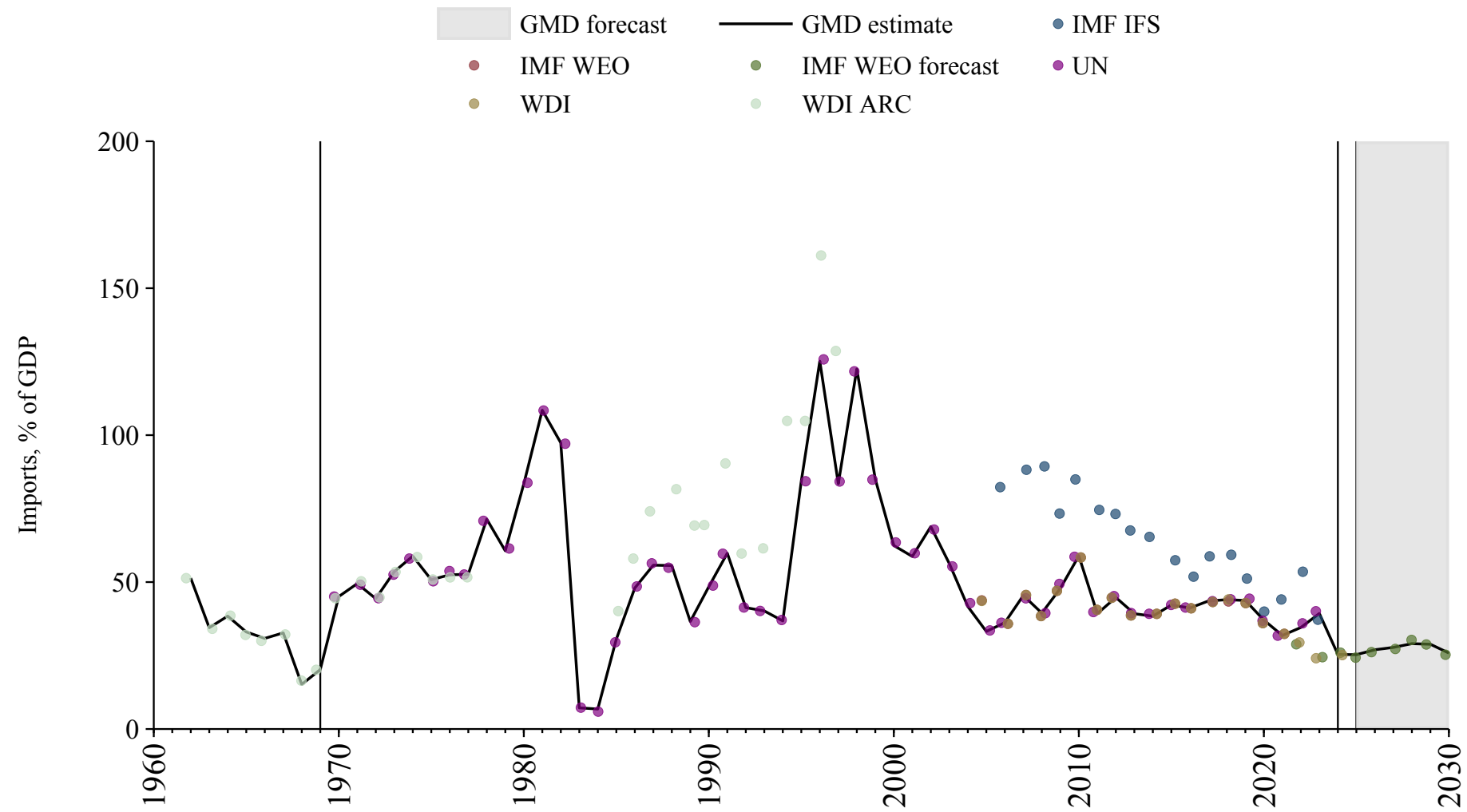
El Salvador

| Source | Time span | Notes |
|--|-------------|--|
| Mitchell (2013) | 1939 - 1959 | Spliced using overlapping data in 1960. |
| World Bank (Archives) (1999) | 1960 - 1964 | Spliced using overlapping data in 1965. |
| World Bank (2024) | 1965 - 1969 | Spliced using overlapping data in 1970. |
| United Nations (2024) | 1970 - 2023 | Baseline source, overlaps with base year 2018. |
| International Monetary Fund (2025) | 2024 - 2024 | Spliced using overlapping data in 2025. |
| WEO (2024b) | 2025 - 2030 | Spliced using overlapping data in 2031. |



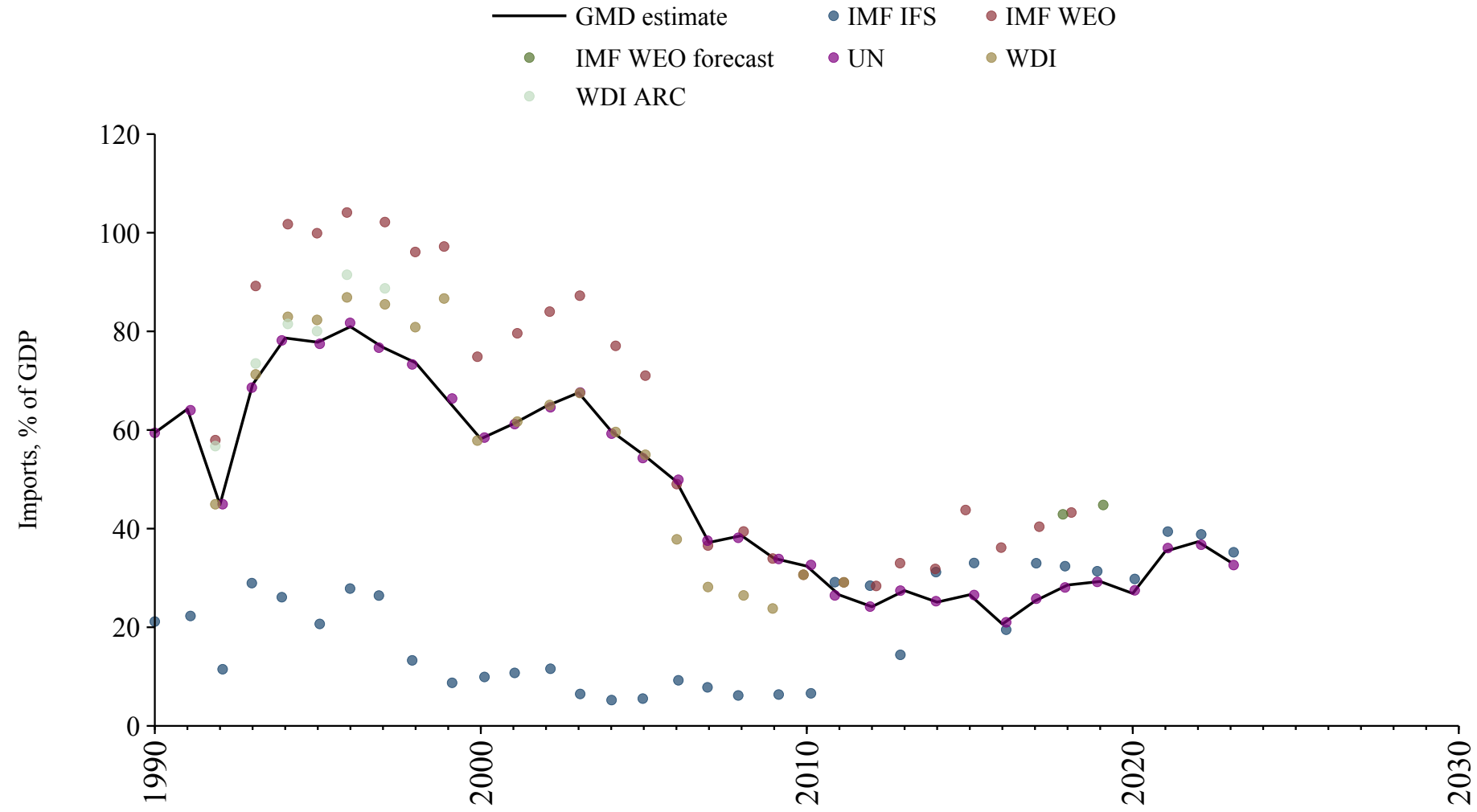
Equatorial Guinea

| Source | Time span | Notes |
|--|-------------|--|
| World Bank (Archives) (1999) | 1962 - 1969 | Spliced using overlapping data in 1970. |
| United Nations (2024) | 1970 - 2023 | Baseline source, overlaps with base year 2018. |
| World Bank (2024) | 2024 - 2024 | Spliced using overlapping data in 2025. |
| WEO (2024b) | 2025 - 2030 | Spliced using overlapping data in 2031. |



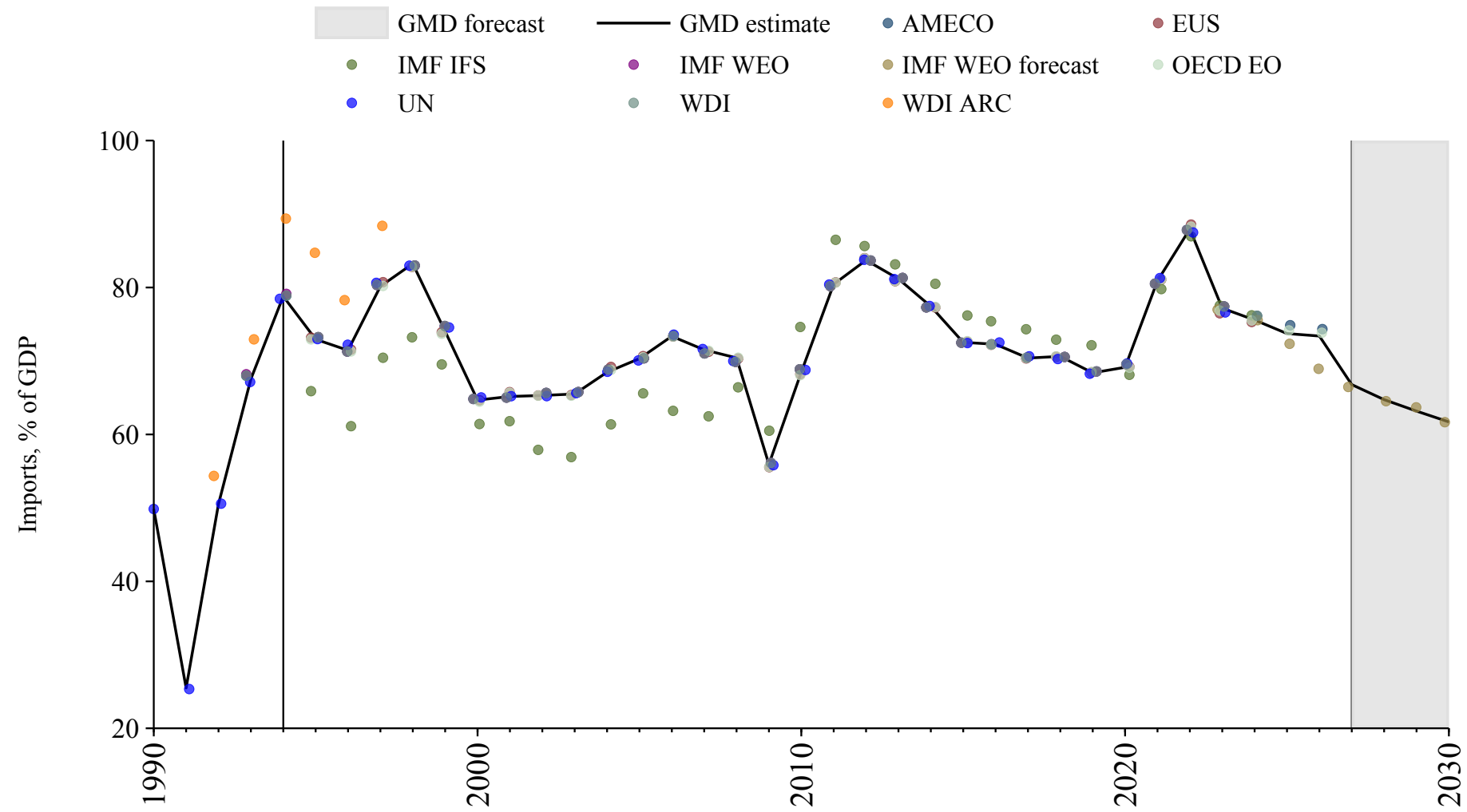
Eritrea

| Source | Time span | Notes |
|---------------------------------------|-------------|--|
| United Nations (2024) | 1990 - 2023 | Baseline source, overlaps with base year 2018. |



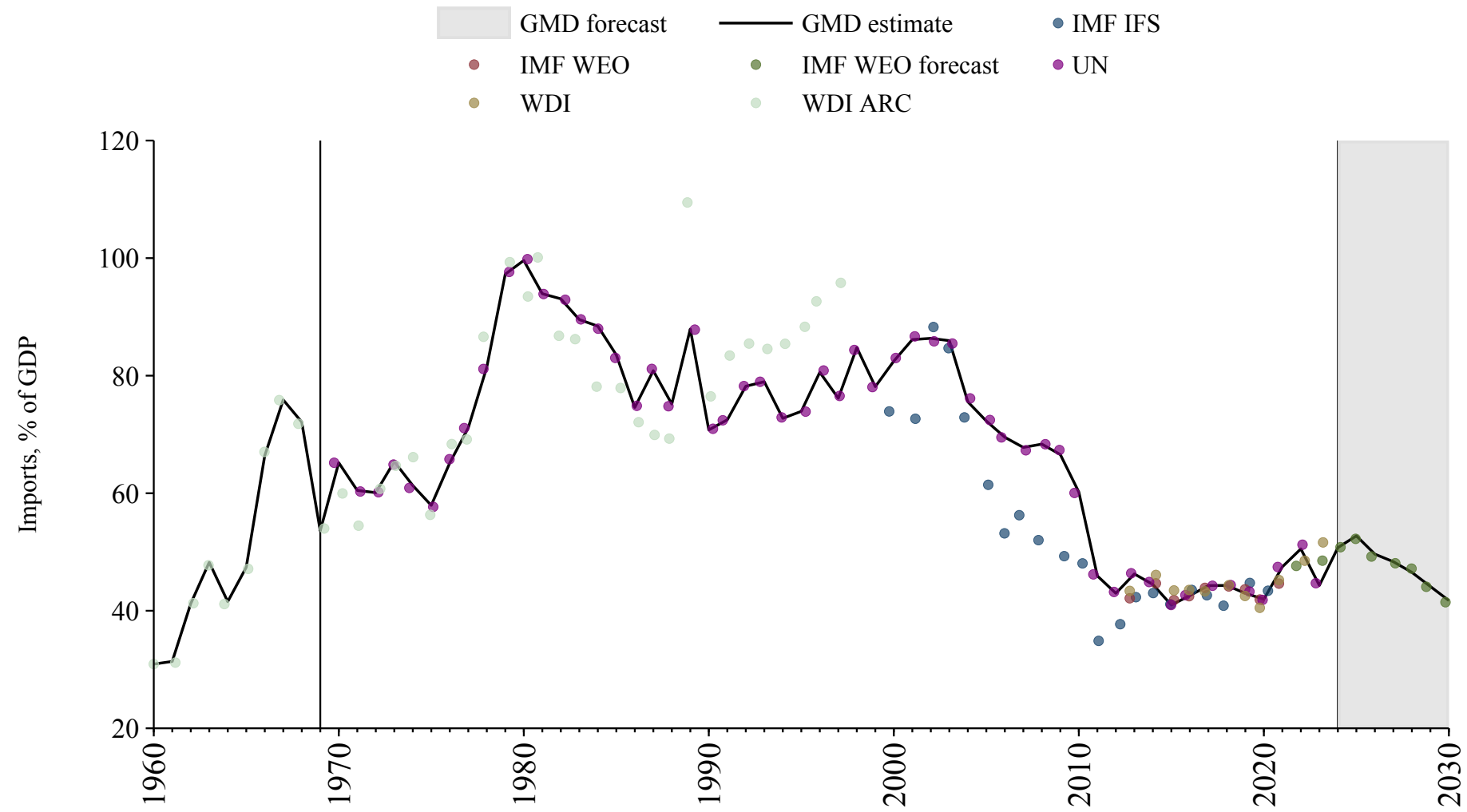
Estonia

| Source | Time span | Notes |
|--|-------------|--|
| United Nations (2024) | 1990 - 1994 | Spliced using overlapping data in 1995. |
| OECD Economic Outlook (2024) | 1995 - 2026 | Baseline source, overlaps with base year 2018. |
| WEO (2024b) | 2027 - 2030 | Spliced using overlapping data in 2031. |



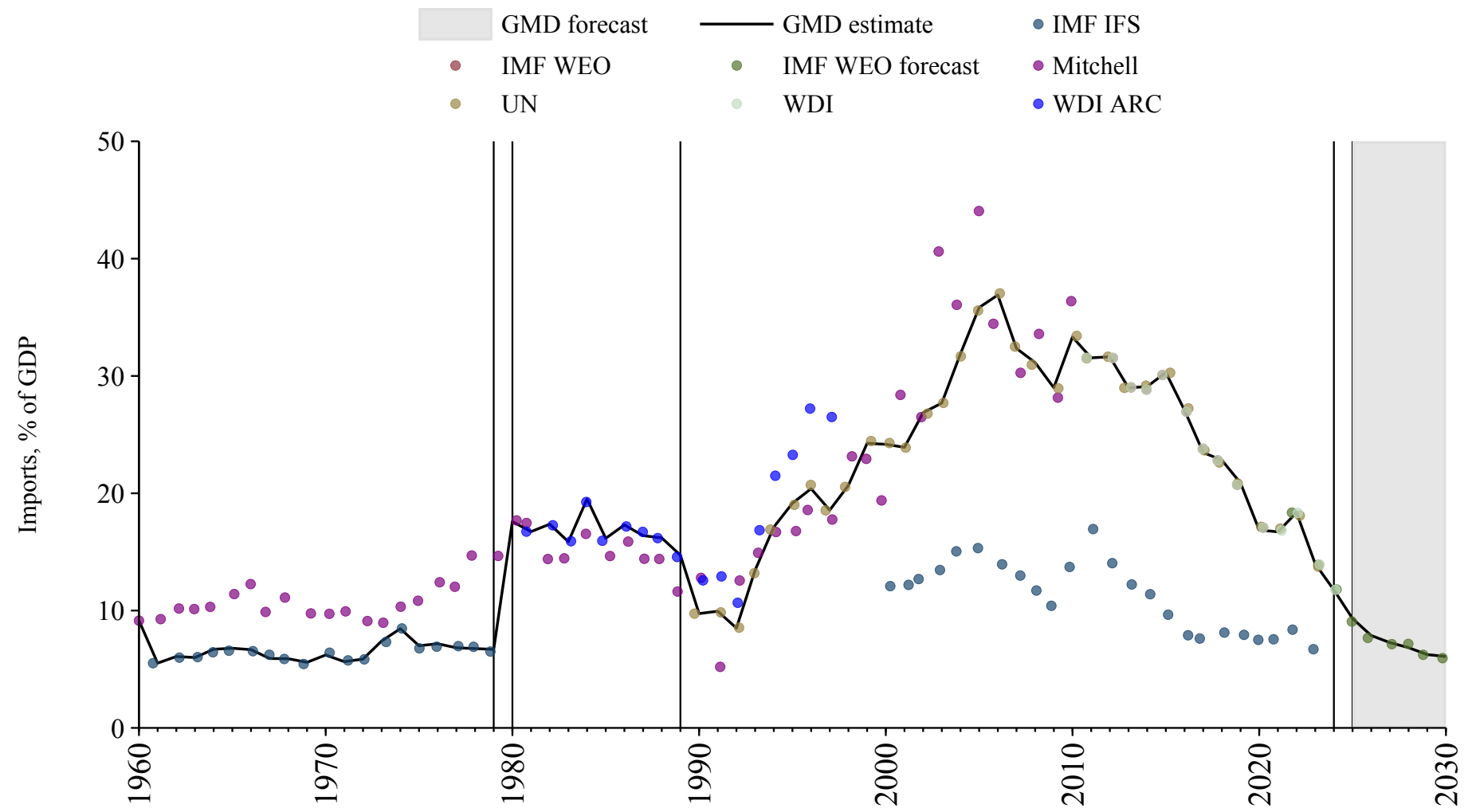
Eswatini

| Source | Time span | Notes |
|--|-------------|--|
| World Bank (Archives) (1999) | 1960 - 1969 | Spliced using overlapping data in 1970. |
| United Nations (2024) | 1970 - 2023 | Baseline source, overlaps with base year 2018. |
| WEO (2024b) | 2024 - 2030 | Spliced using overlapping data in 2031. |



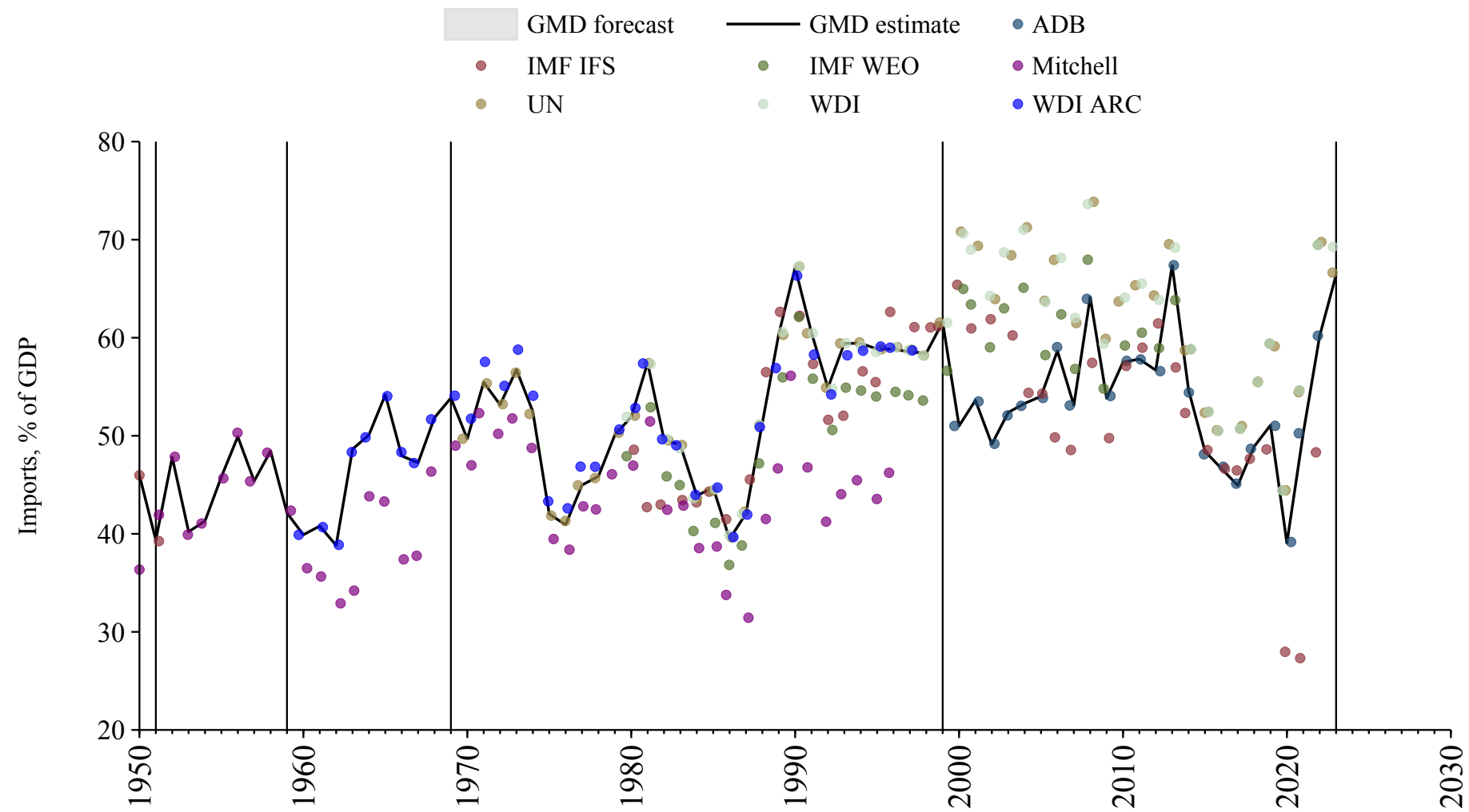
Ethiopia

| Source | Time span | Notes |
|--|-------------|--|
| Mitchell (2013) | 1960 - 1960 | Spliced using overlapping data in 1961. |
| International Monetary Fund (2025) | 1961 - 1979 | Spliced using overlapping data in 1980. |
| Mitchell (2013) | 1980 - 1980 | Spliced using overlapping data in 1981. |
| World Bank (Archives) (1999) | 1981 - 1989 | Spliced using overlapping data in 1990. |
| United Nations (2024) | 1990 - 2023 | Baseline source, overlaps with base year 2018. |
| World Bank (2024) | 2024 - 2024 | Spliced using overlapping data in 2025. |
| WEO (2024b) | 2025 - 2030 | Spliced using overlapping data in 2031. |



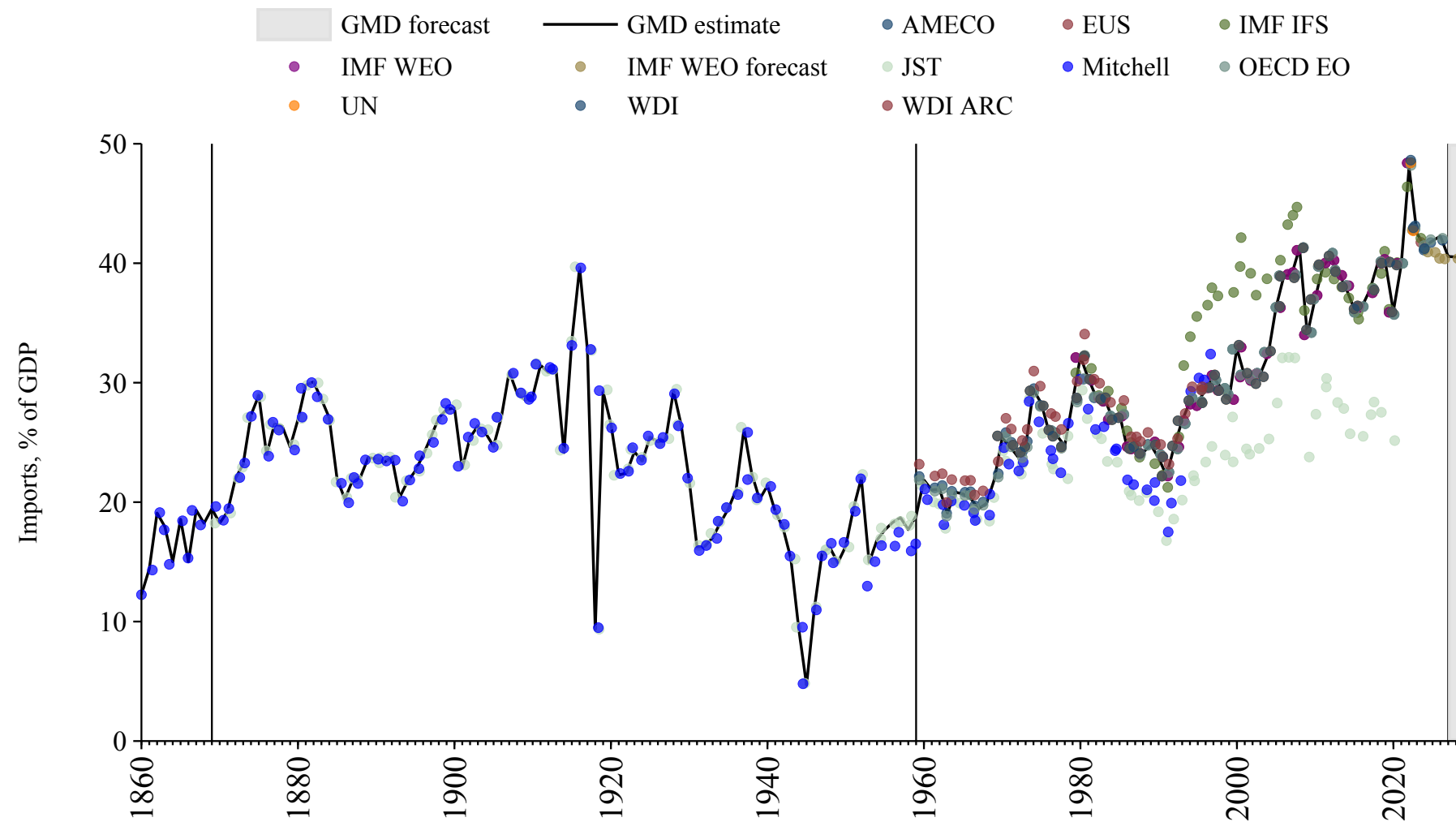
Fiji

| Source | Time span | Notes |
|--|-------------|--|
| International Monetary Fund (2025) | 1950 - 1951 | Spliced using overlapping data in 1952. |
| Mitchell (2013) | 1952 - 1959 | Spliced using overlapping data in 1960. |
| World Bank (Archives) (1999) | 1960 - 1969 | Spliced using overlapping data in 1970. |
| United Nations (2024) | 1970 - 1999 | Spliced using overlapping data in 2000. |
| Asian Development Bank (2024) | 2000 - 2022 | Baseline source, overlaps with base year 2018. |
| United Nations (2024) | 2023 - 2023 | Spliced using overlapping data in 2024. |



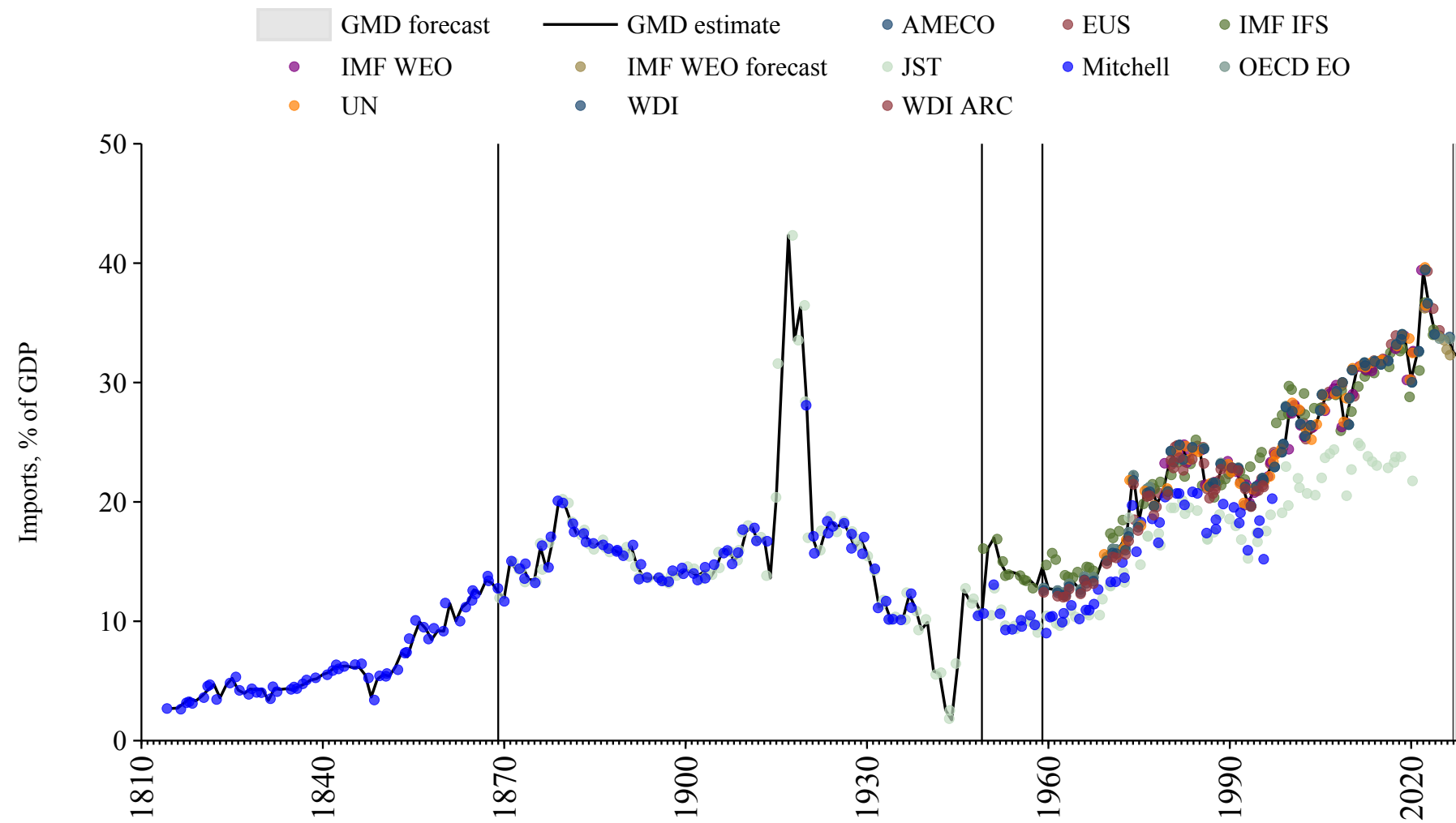
Finland

| Source | Time span | Notes |
|--|-------------|--|
| Mitchell (2013) | 1860 - 1869 | Spliced using overlapping data in 1870. |
| Jordà et al. (2017) | 1870 - 1959 | Spliced using overlapping data in 1960. |
| OECD Economic Outlook (2024) | 1960 - 2026 | Baseline source, overlaps with base year 2018. |
| WEO (2024b) | 2027 - 2030 | Spliced using overlapping data in 2031. |



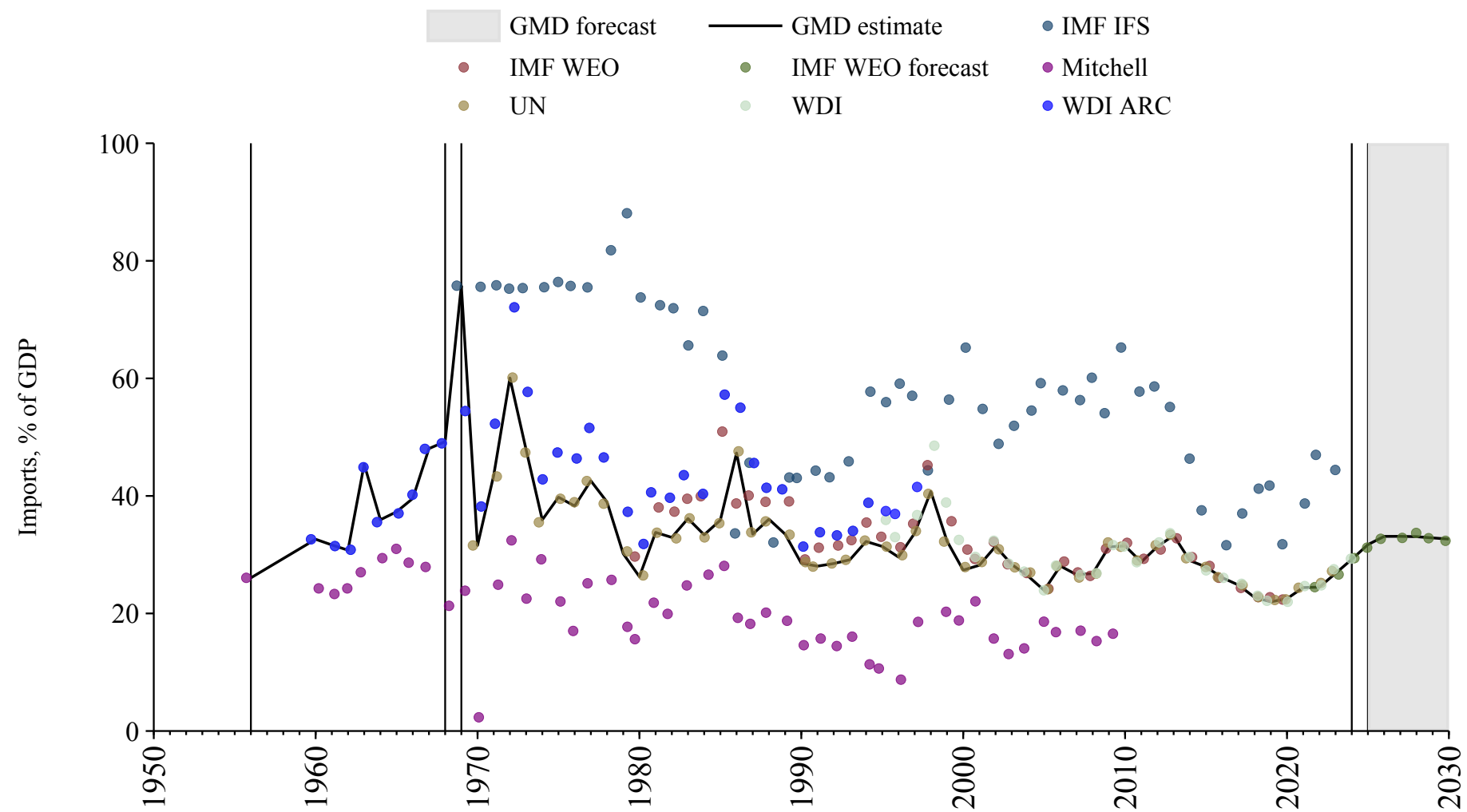
France

| Source | Time span | Notes |
|--|-------------|--|
| Mitchell (2013) | 1815 - 1869 | Spliced using overlapping data in 1870. |
| Jordà et al. (2017) | 1870 - 1949 | Spliced using overlapping data in 1950. |
| International Monetary Fund (2025) | 1950 - 1959 | Spliced using overlapping data in 1960. |
| OECD Economic Outlook (2024) | 1960 - 2026 | Baseline source, overlaps with base year 2018. |
| WEO (2024b) | 2027 - 2030 | Spliced using overlapping data in 2031. |



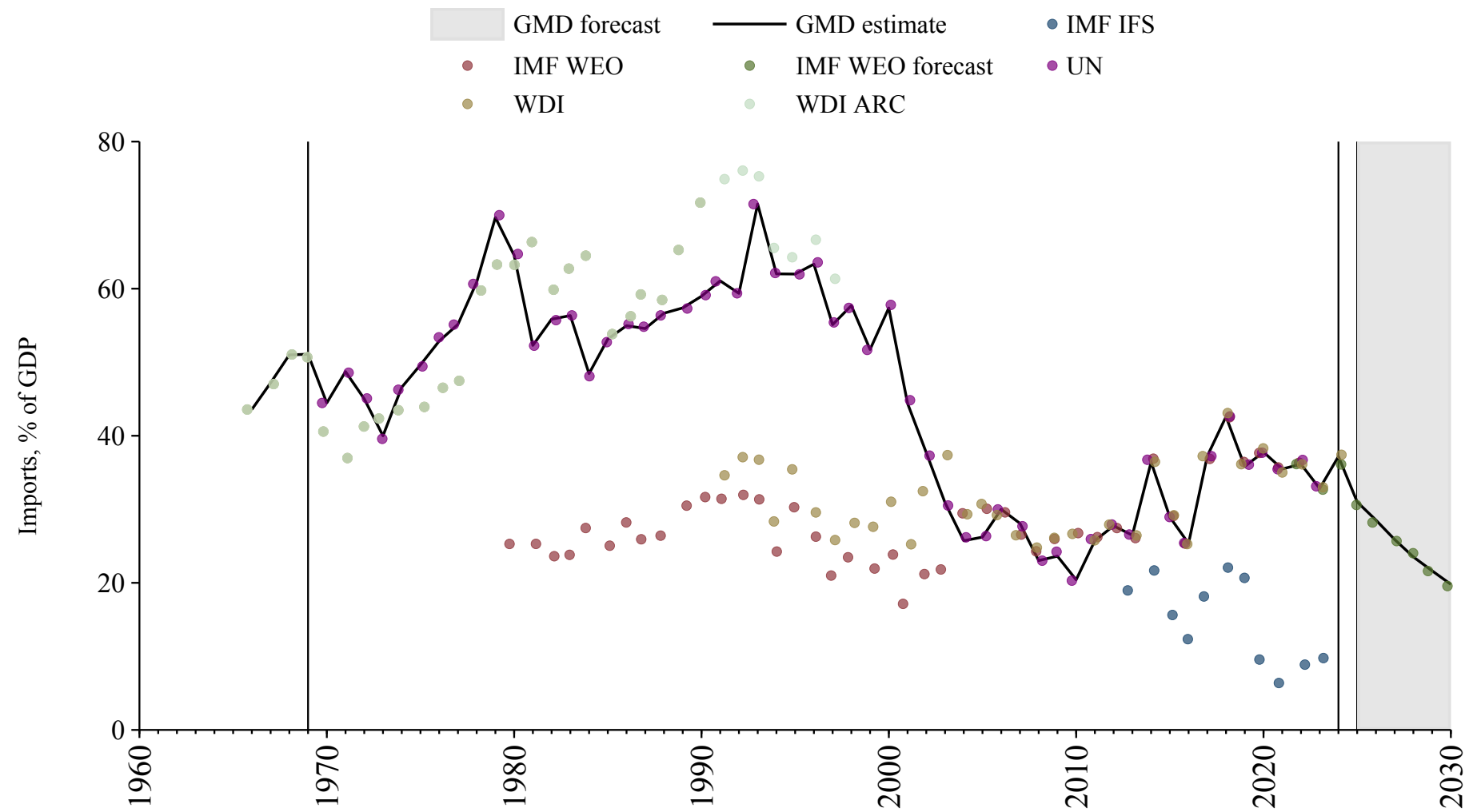
Gabon

| Source | Time span | Notes |
|--|-------------|--|
| Mitchell (2013) | 1956 - 1956 | Spliced using overlapping data in 1957. |
| World Bank (2024) | 1957 - 1968 | Spliced using overlapping data in 1969. |
| International Monetary Fund (2025) | 1969 - 1969 | Spliced using overlapping data in 1970. |
| United Nations (2024) | 1970 - 2023 | Baseline source, overlaps with base year 2018. |
| World Bank (2024) | 2024 - 2024 | Spliced using overlapping data in 2025. |
| WEO (2024b) | 2025 - 2030 | Spliced using overlapping data in 2031. |



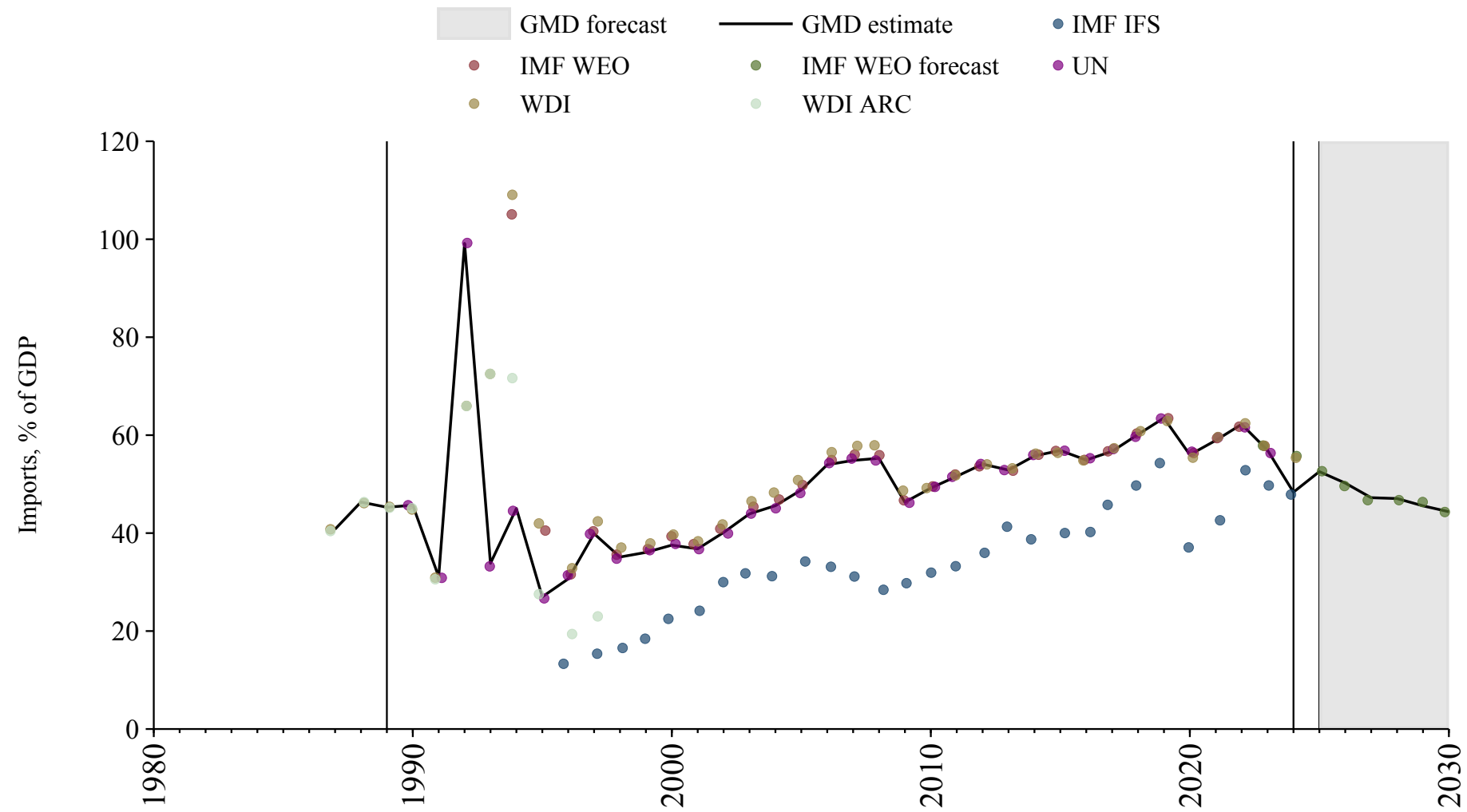
Gambia

| Source | Time span | Notes |
|---------------------------------------|-------------|--|
| World Bank (2024) | 1966 - 1969 | Spliced using overlapping data in 1970. |
| United Nations (2024) | 1970 - 2023 | Baseline source, overlaps with base year 2018. |
| World Bank (2024) | 2024 - 2024 | Spliced using overlapping data in 2025. |
| WEO (2024b) | 2025 - 2030 | Spliced using overlapping data in 2031. |



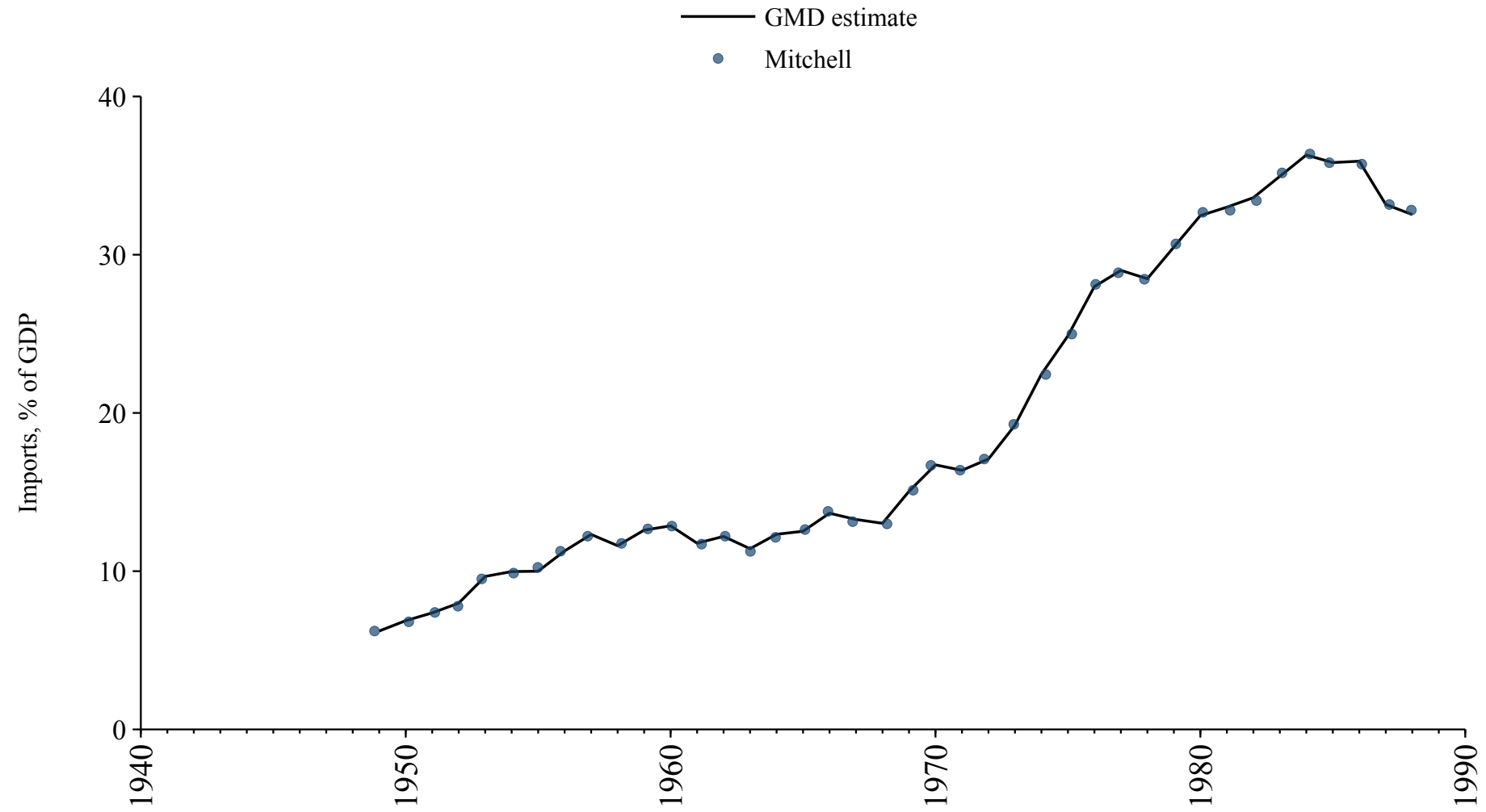
Georgia

| Source | Time span | Notes |
|--|-------------|--|
| World Bank (2024) | 1987 - 1989 | Spliced using overlapping data in 1990. |
| United Nations (2024) | 1990 - 2023 | Baseline source, overlaps with base year 2018. |
| International Monetary Fund (2025) | 2024 - 2024 | Spliced using overlapping data in 2025. |
| WEO (2024b) | 2025 - 2030 | Spliced using overlapping data in 2031. |



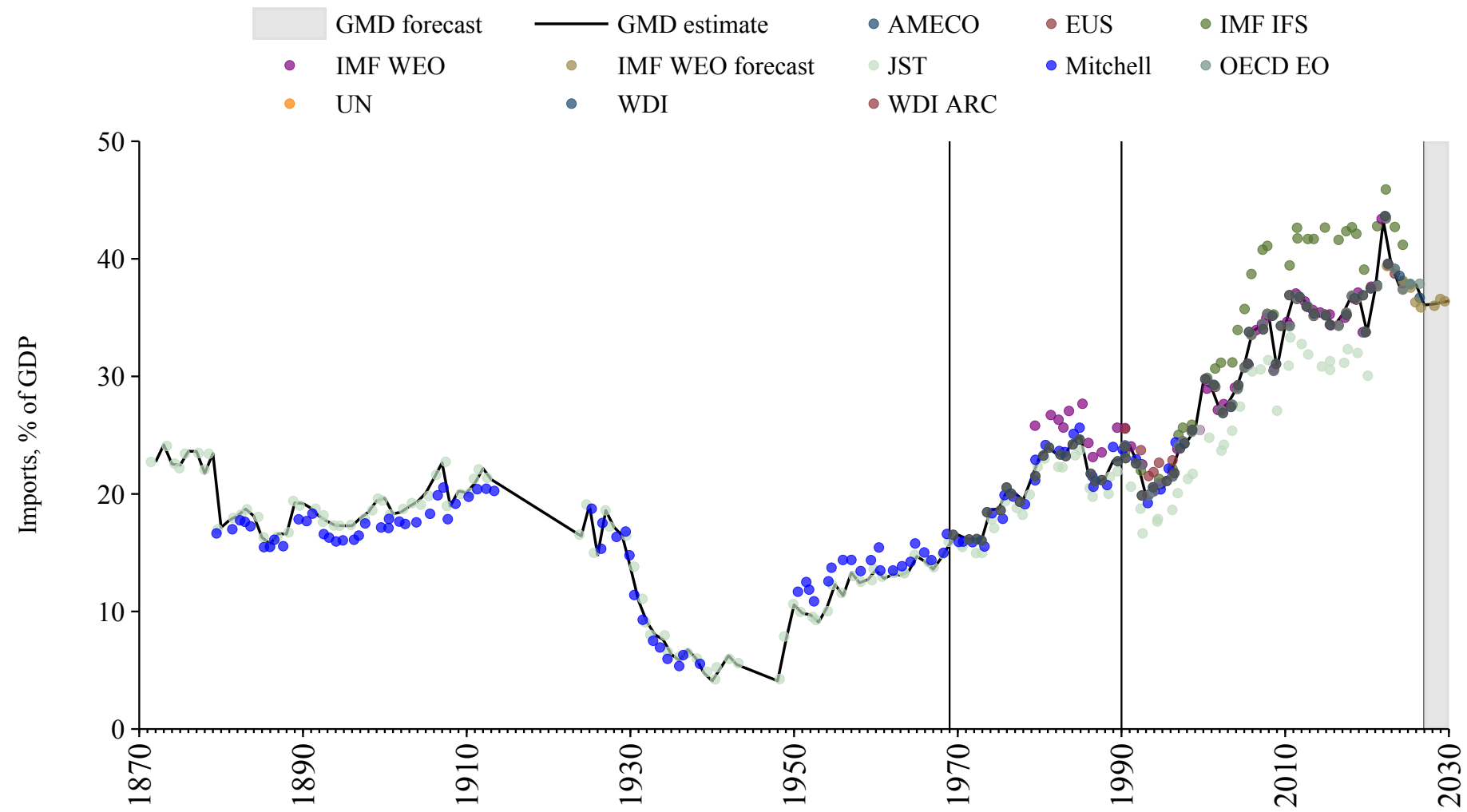
German Democratic Republic

| Source | Time span | Notes |
|---------------------------------|-------------|---|
| Mitchell (2013) | 1949 - 1988 | Spliced using overlapping data in 1989. |



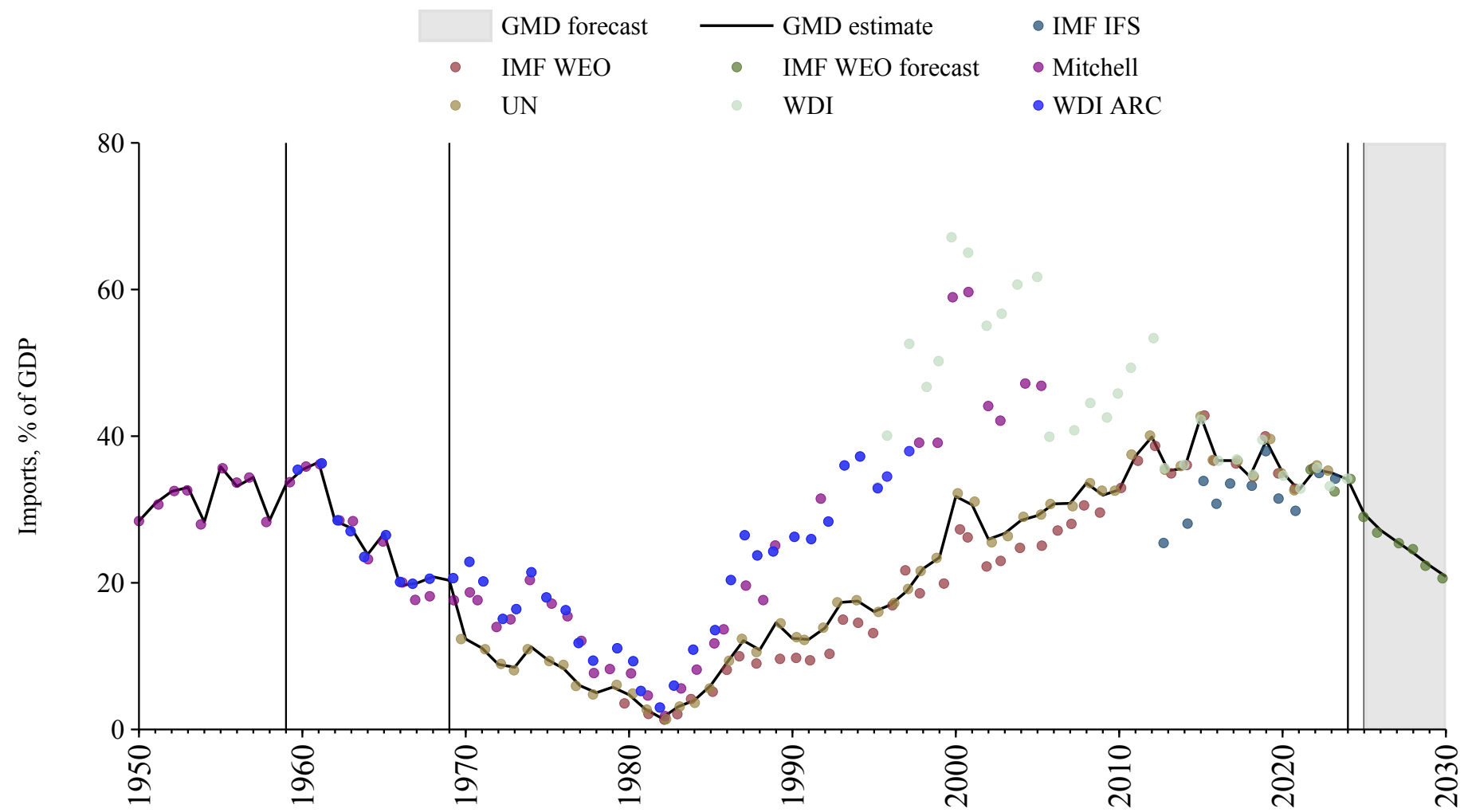
Germany

| Source | Time span | Notes |
|--|-------------|--|
| Jordà et al. (2017) | 1872 - 1969 | Spliced using overlapping data in 1970. |
| United Nations (2024) | 1970 - 1990 | Spliced using overlapping data in 1991. |
| OECD Economic Outlook (2024) | 1991 - 2026 | Baseline source, overlaps with base year 2018. |
| WEO (2024b) | 2027 - 2030 | Spliced using overlapping data in 2031. |



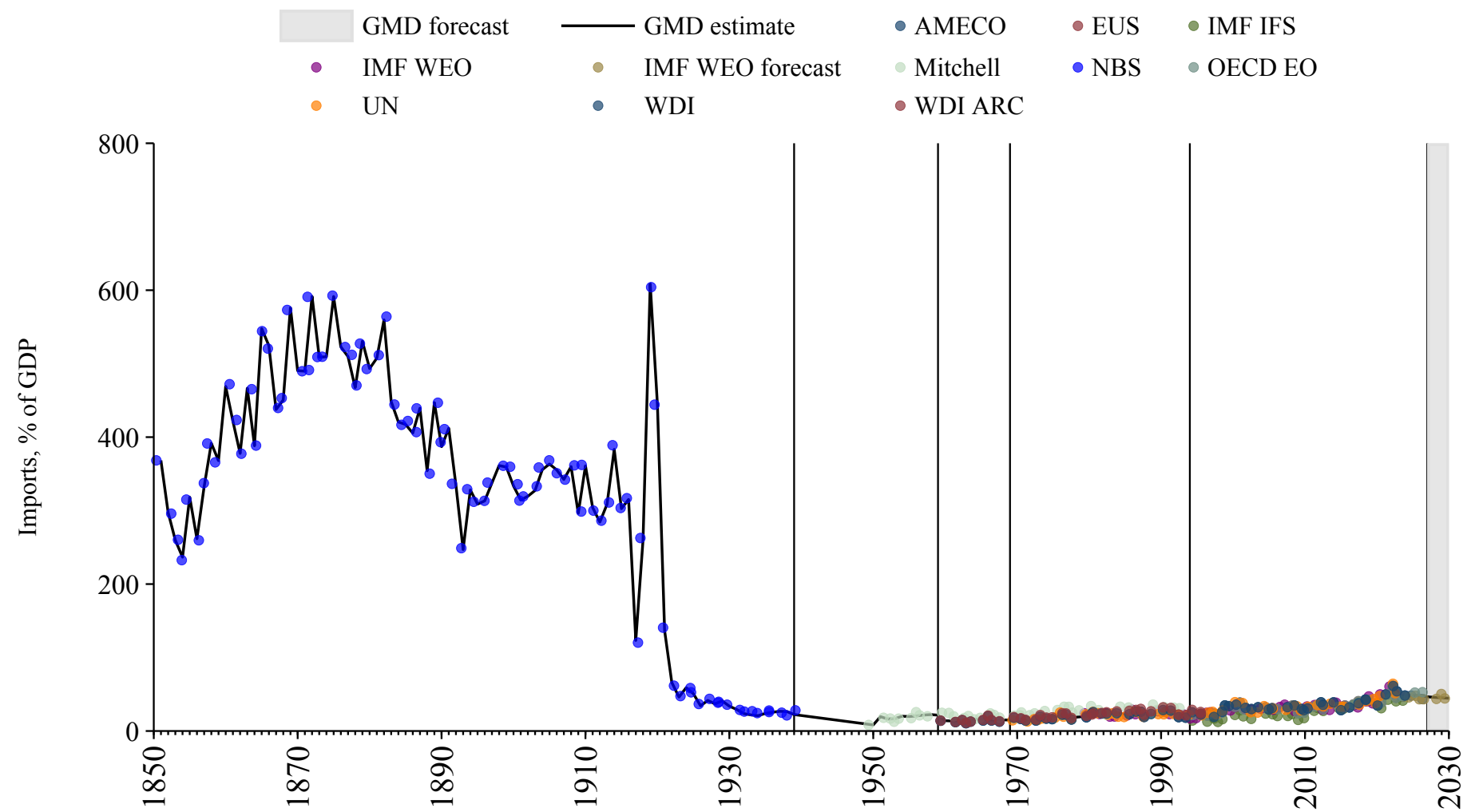
Ghana

| Source | Time span | Notes |
|---------------------------------------|-------------|--|
| Mitchell (2013) | 1950 - 1959 | Spliced using overlapping data in 1960. |
| World Bank (2024) | 1960 - 1969 | Spliced using overlapping data in 1970. |
| United Nations (2024) | 1970 - 2023 | Baseline source, overlaps with base year 2018. |
| World Bank (2024) | 2024 - 2024 | Spliced using overlapping data in 2025. |
| WEO (2024b) | 2025 - 2030 | Spliced using overlapping data in 2031. |



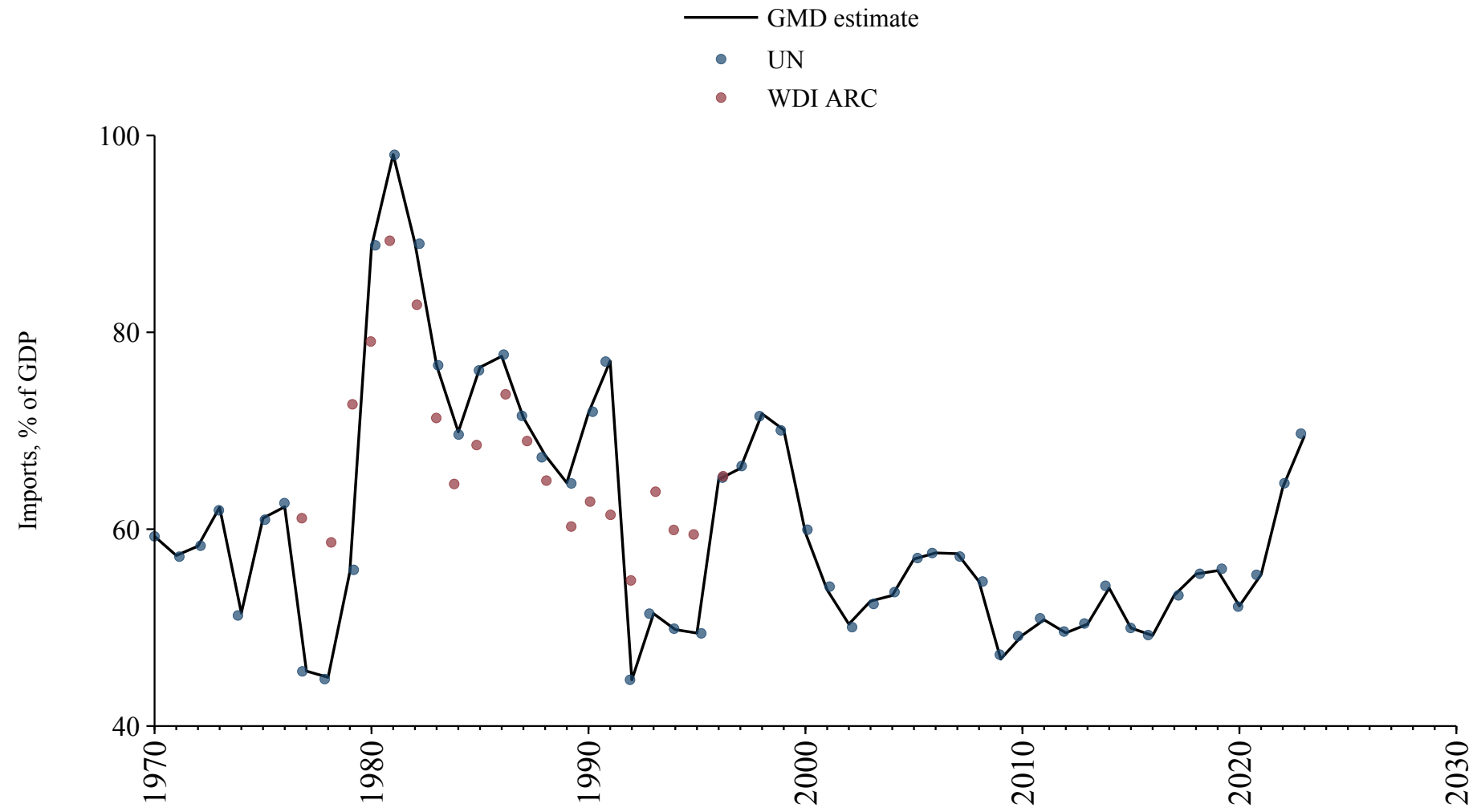
Greece

| Source | Time span | Notes |
|--|-------------|--|
| National Bank of Serbia (2024) | 1851 - 1939 | Spliced using overlapping data in 1940. |
| Mitchell (2013) | 1940 - 1959 | Spliced using overlapping data in 1960. |
| European Commission (2024) | 1960 - 1969 | Spliced using overlapping data in 1970. |
| United Nations (2024) | 1970 - 1994 | Spliced using overlapping data in 1995. |
| OECD Economic Outlook (2024) | 1995 - 2026 | Baseline source, overlaps with base year 2018. |
| WEO (2024b) | 2027 - 2030 | Spliced using overlapping data in 2031. |



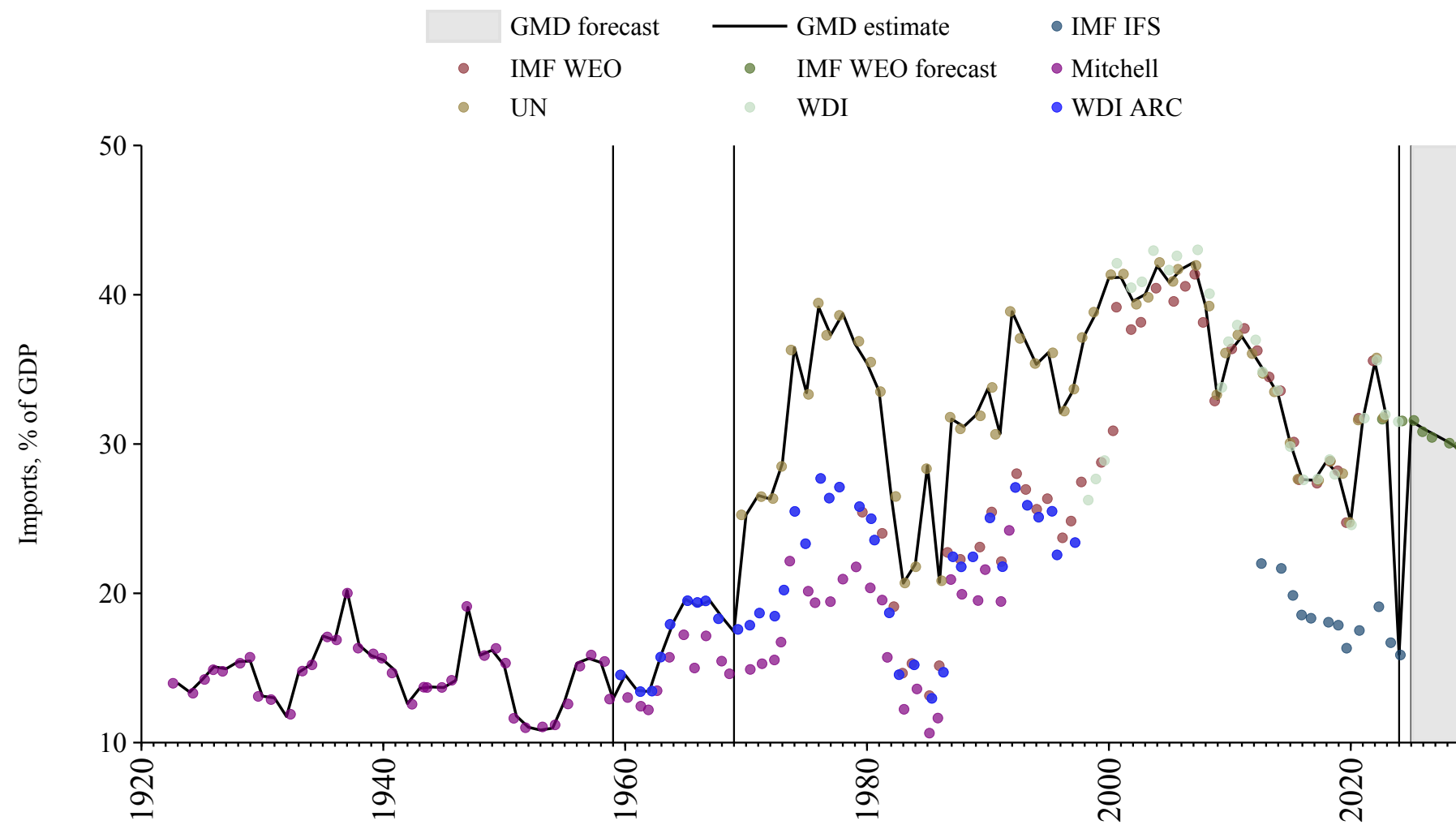
Grenada

| Source | Time span | Notes |
|---------------------------------------|-------------|--|
| United Nations (2024) | 1970 - 2023 | Baseline source, overlaps with base year 2018. |



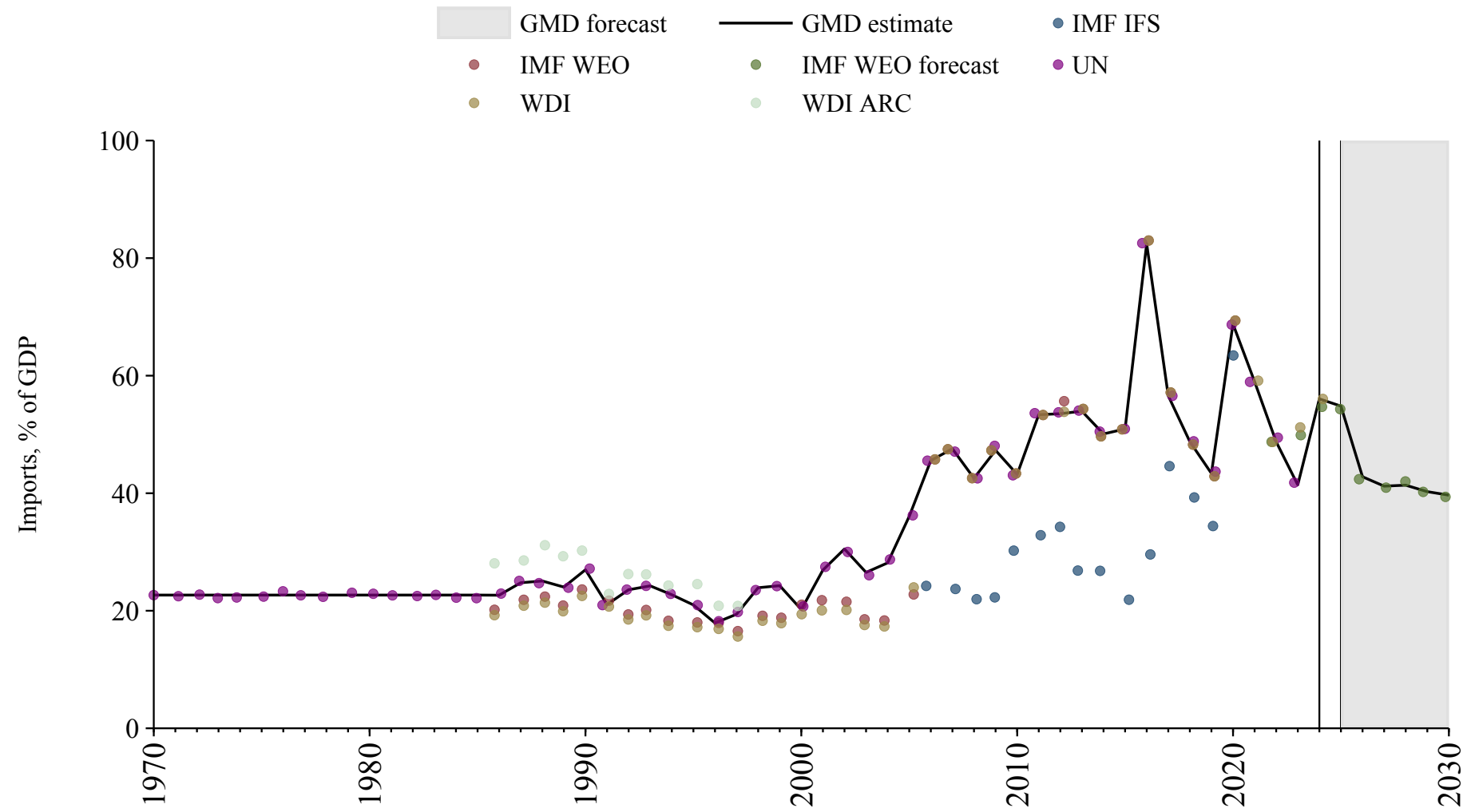
Guatemala

| Source | Time span | Notes |
|--|-------------|--|
| Mitchell (2013) | 1923 - 1959 | Spliced using overlapping data in 1960. |
| World Bank (2024) | 1960 - 1969 | Spliced using overlapping data in 1970. |
| United Nations (2024) | 1970 - 2023 | Baseline source, overlaps with base year 2018. |
| International Monetary Fund (2025) | 2024 - 2024 | Spliced using overlapping data in 2025. |
| WEO (2024b) | 2025 - 2030 | Spliced using overlapping data in 2031. |



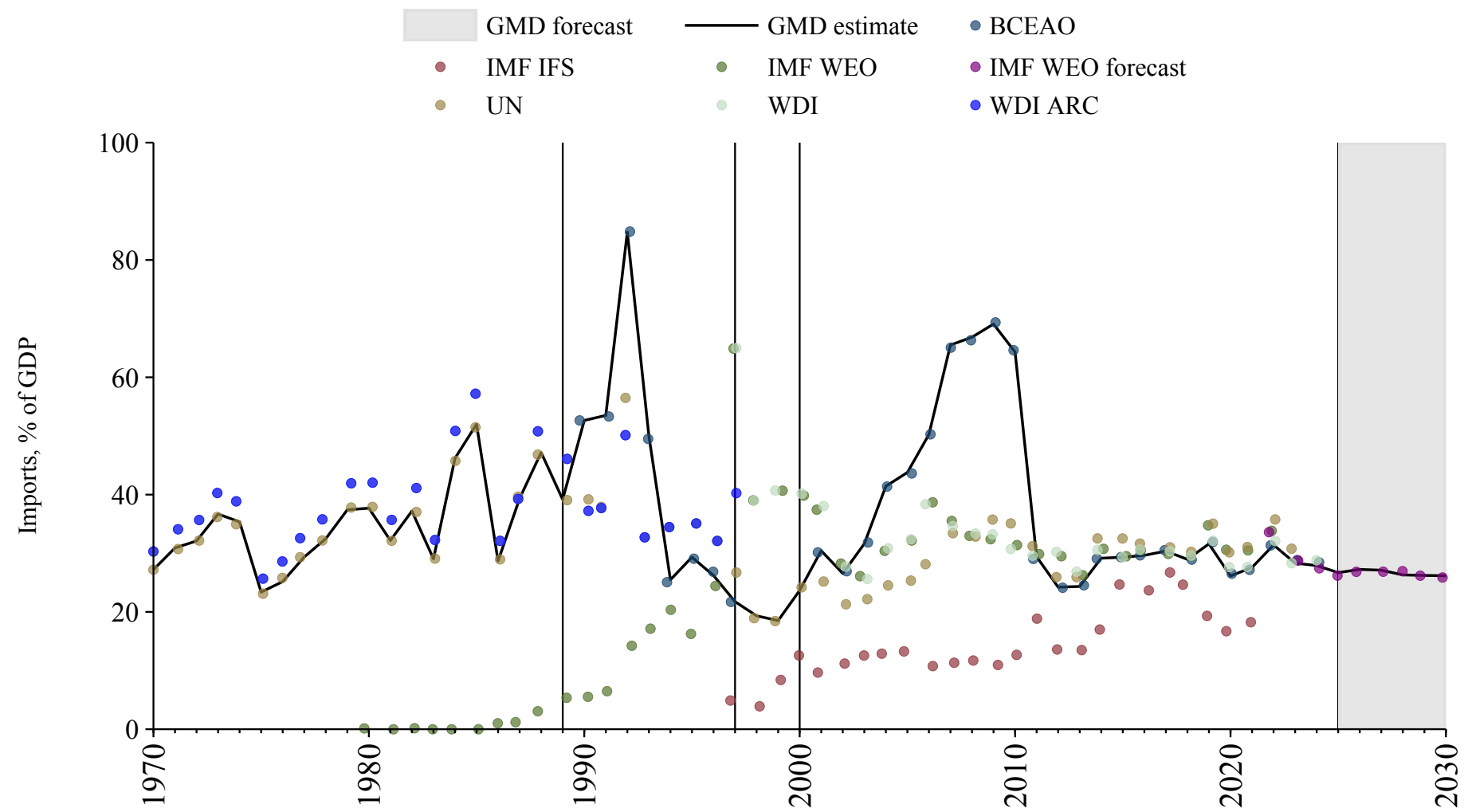
Guinea

| Source | Time span | Notes |
|---------------------------------------|-------------|--|
| United Nations (2024) | 1970 - 2023 | Baseline source, overlaps with base year 2018. |
| World Bank (2024) | 2024 - 2024 | Spliced using overlapping data in 2025. |
| WEO (2024b) | 2025 - 2030 | Spliced using overlapping data in 2031. |



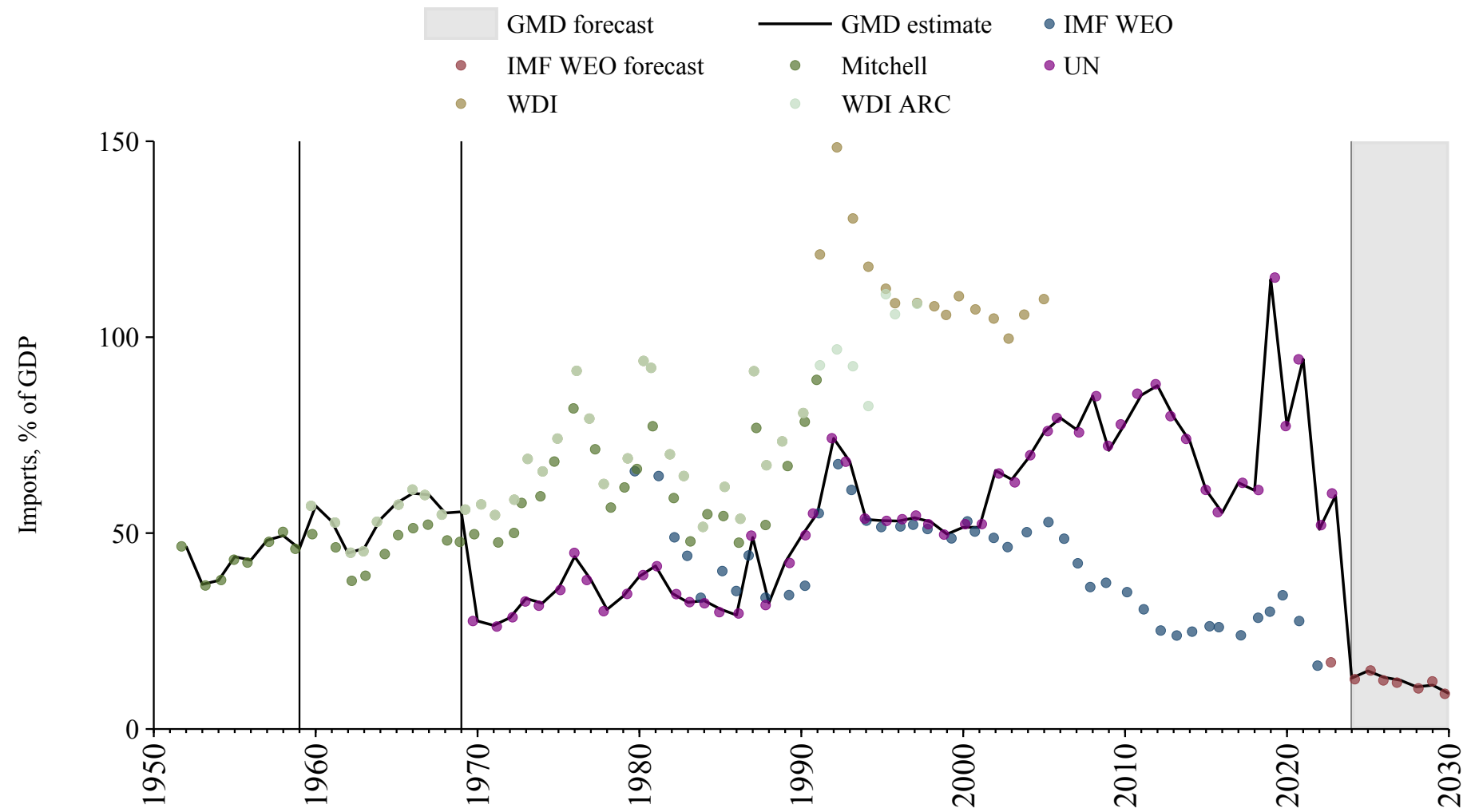
Guinea-Bissau

| Source | Time span | Notes |
|--|-------------|--|
| United Nations (2024) | 1970 - 1989 | Spliced using overlapping data in 1990. |
| Banque centrale des États de l'Afrique de l'Ouest (2024) | 1990 - 1997 | Spliced using overlapping data in 1998. |
| United Nations (2024) | 1998 - 2000 | Spliced using overlapping data in 2001. |
| Banque centrale des États de l'Afrique de l'Ouest (2024) | 2001 - 2024 | Baseline source, overlaps with base year 2018. |
| WEO (2024b) | 2025 - 2030 | Spliced using overlapping data in 2031. |



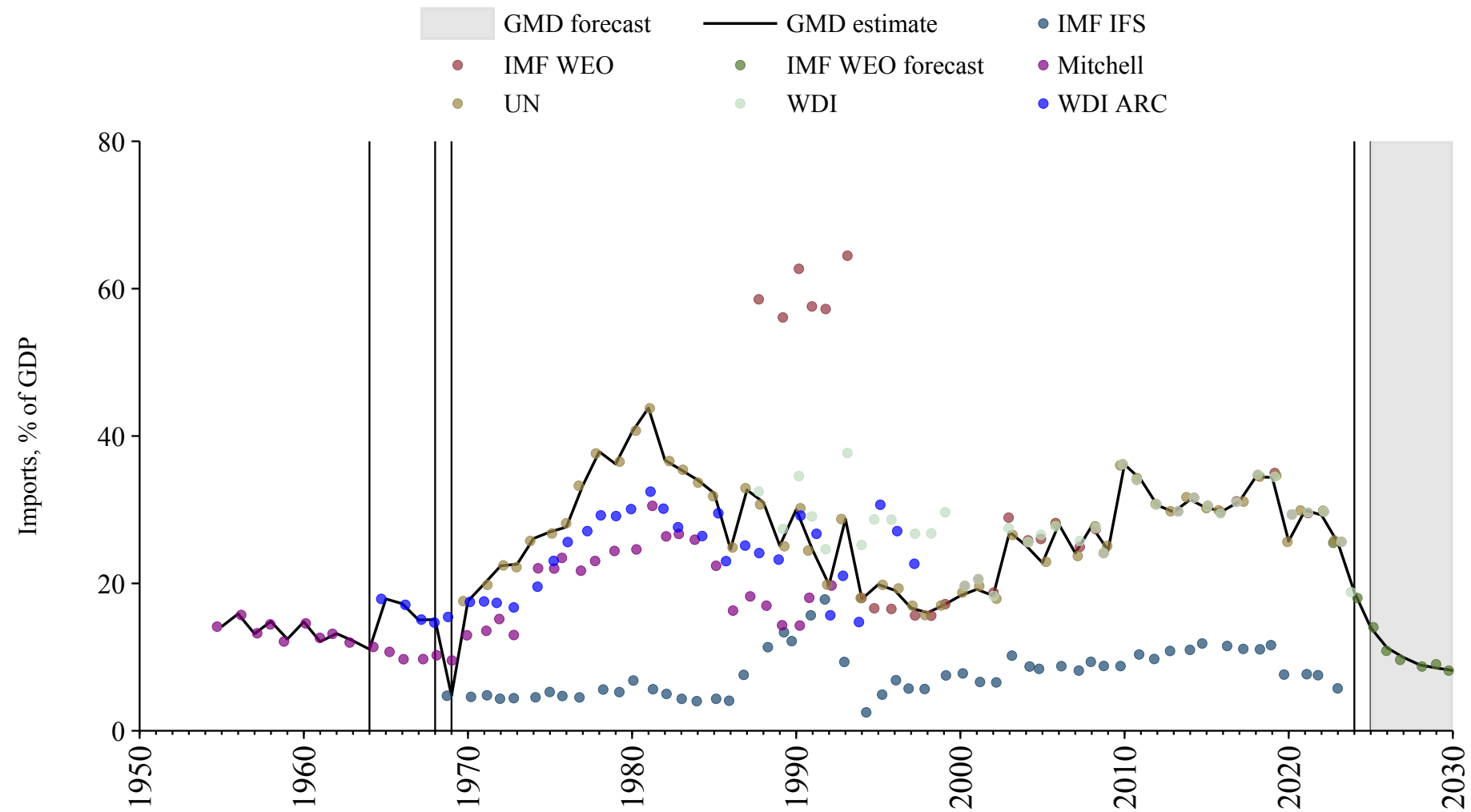
Guyana

| Source | Time span | Notes |
|---------------------------------------|-------------|--|
| Mitchell (2013) | 1952 - 1959 | Spliced using overlapping data in 1960. |
| World Bank (2024) | 1960 - 1969 | Spliced using overlapping data in 1970. |
| United Nations (2024) | 1970 - 2023 | Baseline source, overlaps with base year 2018. |
| WEO (2024b) | 2024 - 2030 | Spliced using overlapping data in 2031. |



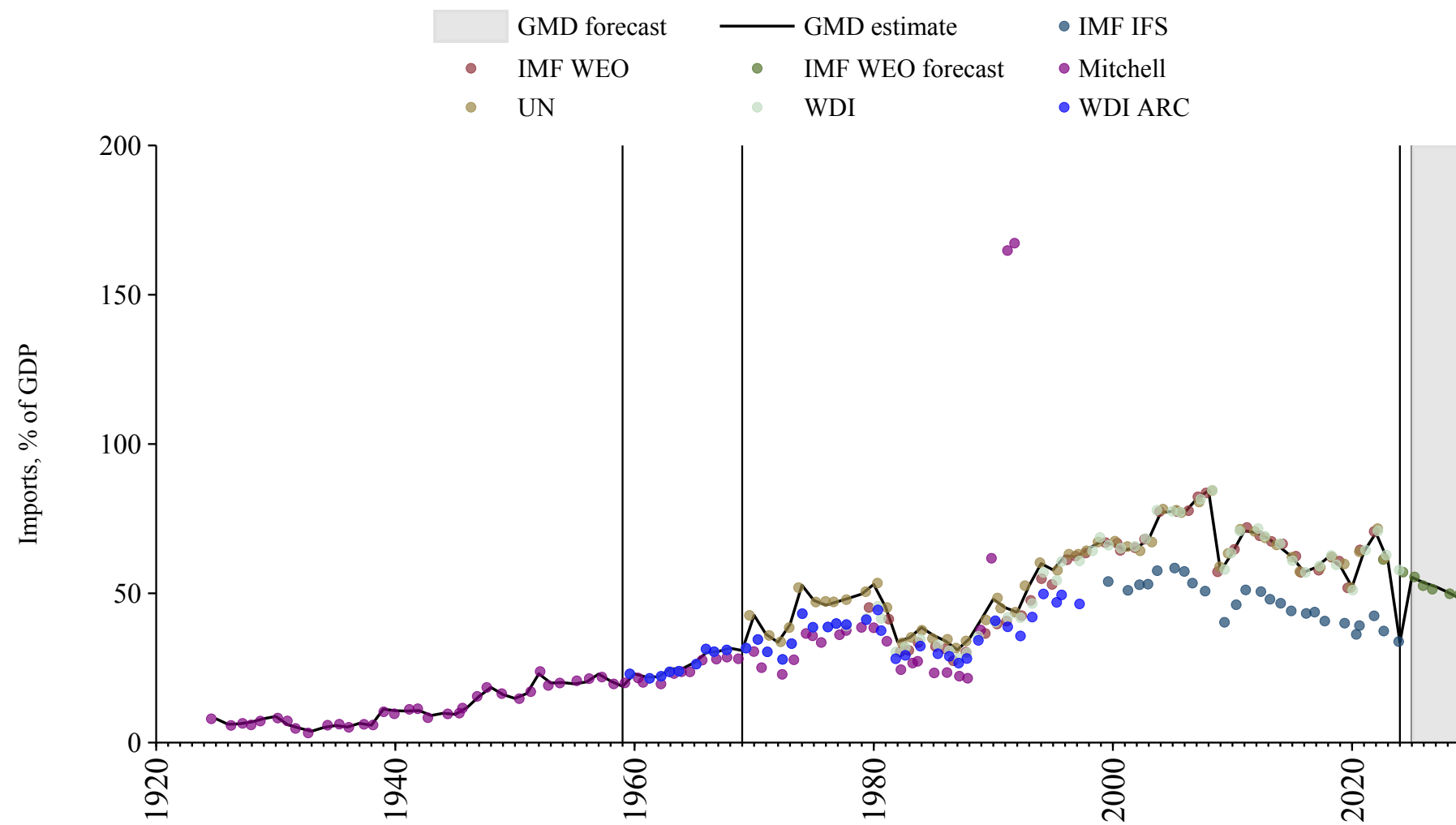
Haiti

| Source | Time span | Notes |
|--|-------------|--|
| Mitchell (2013) | 1955 - 1964 | Spliced using overlapping data in 1965. |
| World Bank (Archives) (1999) | 1965 - 1968 | Spliced using overlapping data in 1969. |
| International Monetary Fund (2025) | 1969 - 1969 | Spliced using overlapping data in 1970. |
| United Nations (2024) | 1970 - 2023 | Baseline source, overlaps with base year 2018. |
| World Bank (2024) | 2024 - 2024 | Spliced using overlapping data in 2025. |
| WEO (2024b) | 2025 - 2030 | Spliced using overlapping data in 2031. |



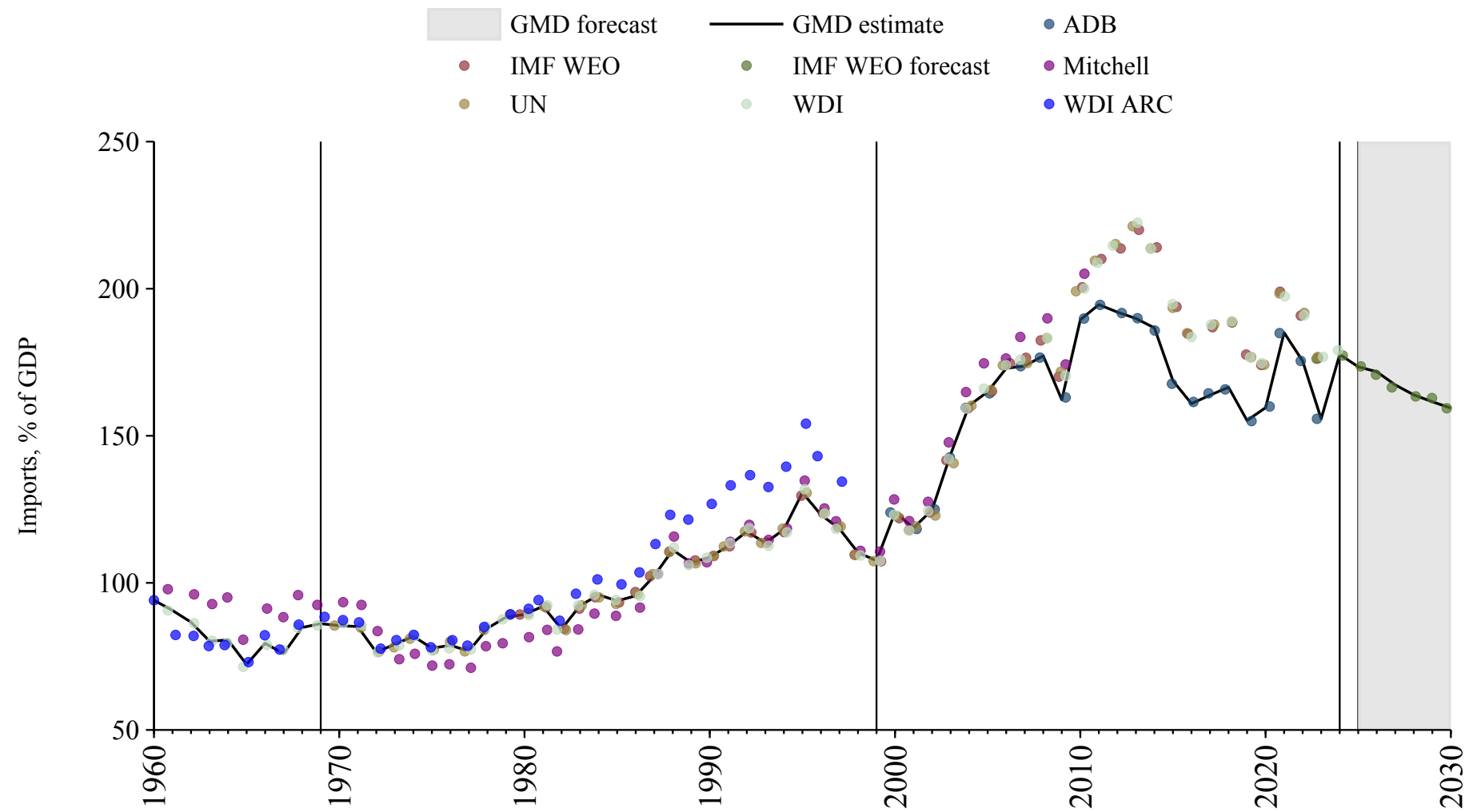
Honduras

| Source | Time span | Notes |
|--|-------------|--|
| Mitchell (2013) | 1925 - 1959 | Spliced using overlapping data in 1960. |
| World Bank (2024) | 1960 - 1969 | Spliced using overlapping data in 1970. |
| United Nations (2024) | 1970 - 2023 | Baseline source, overlaps with base year 2018. |
| International Monetary Fund (2025) | 2024 - 2024 | Spliced using overlapping data in 2025. |
| WEO (2024b) | 2025 - 2030 | Spliced using overlapping data in 2031. |



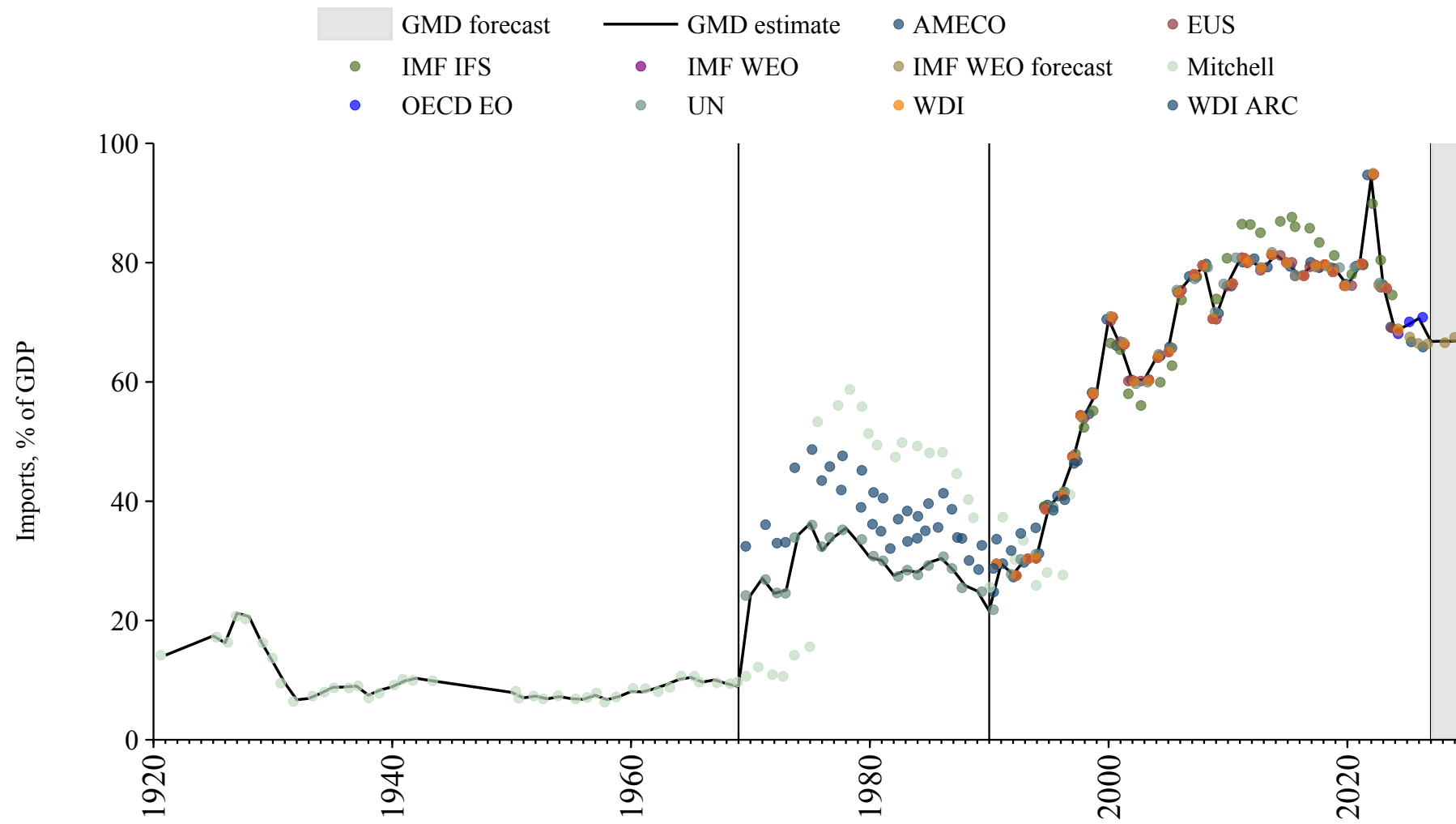
Hong Kong

| Source | Time span | Notes |
|---|-------------|--|
| World Bank (Archives) (1999) | 1960 - 1960 | Spliced using overlapping data in 1961. |
| World Bank (2024) | 1961 - 1969 | Spliced using overlapping data in 1970. |
| United Nations (2024) | 1970 - 1999 | Spliced using overlapping data in 2000. |
| Asian Development Bank (2024) | 2000 - 2023 | Baseline source, overlaps with base year 2018. |
| World Bank (2024) | 2024 - 2024 | Spliced using overlapping data in 2025. |
| WEO (2024b) | 2025 - 2030 | Spliced using overlapping data in 2031. |



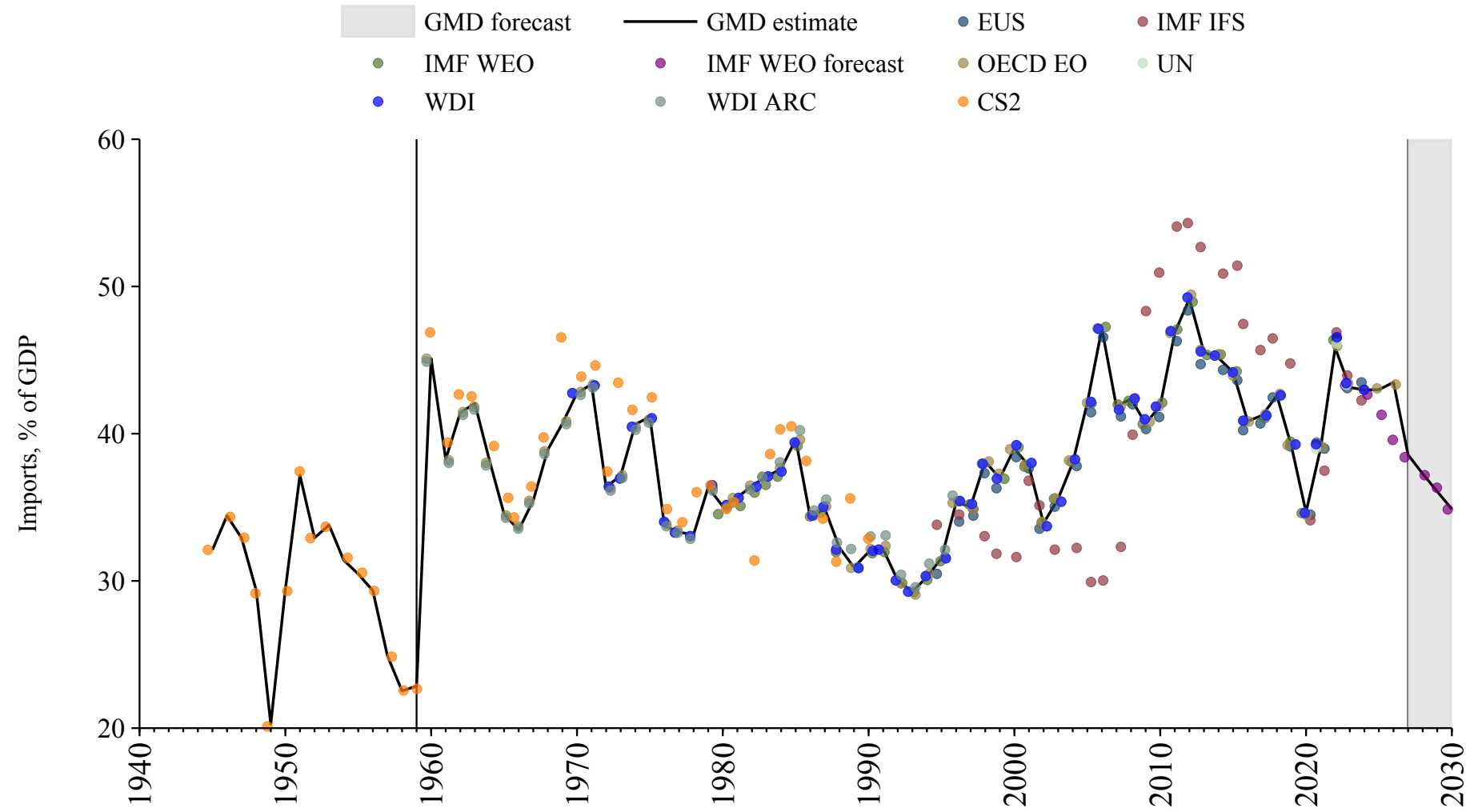
Hungary

| Source | Time span | Notes |
|--|-------------|--|
| Mitchell (2013) | 1921 - 1969 | Spliced using overlapping data in 1970. |
| United Nations (2024) | 1970 - 1990 | Spliced using overlapping data in 1991. |
| OECD Economic Outlook (2024) | 1991 - 2026 | Baseline source, overlaps with base year 2018. |
| WEO (2024b) | 2027 - 2030 | Spliced using overlapping data in 2031. |



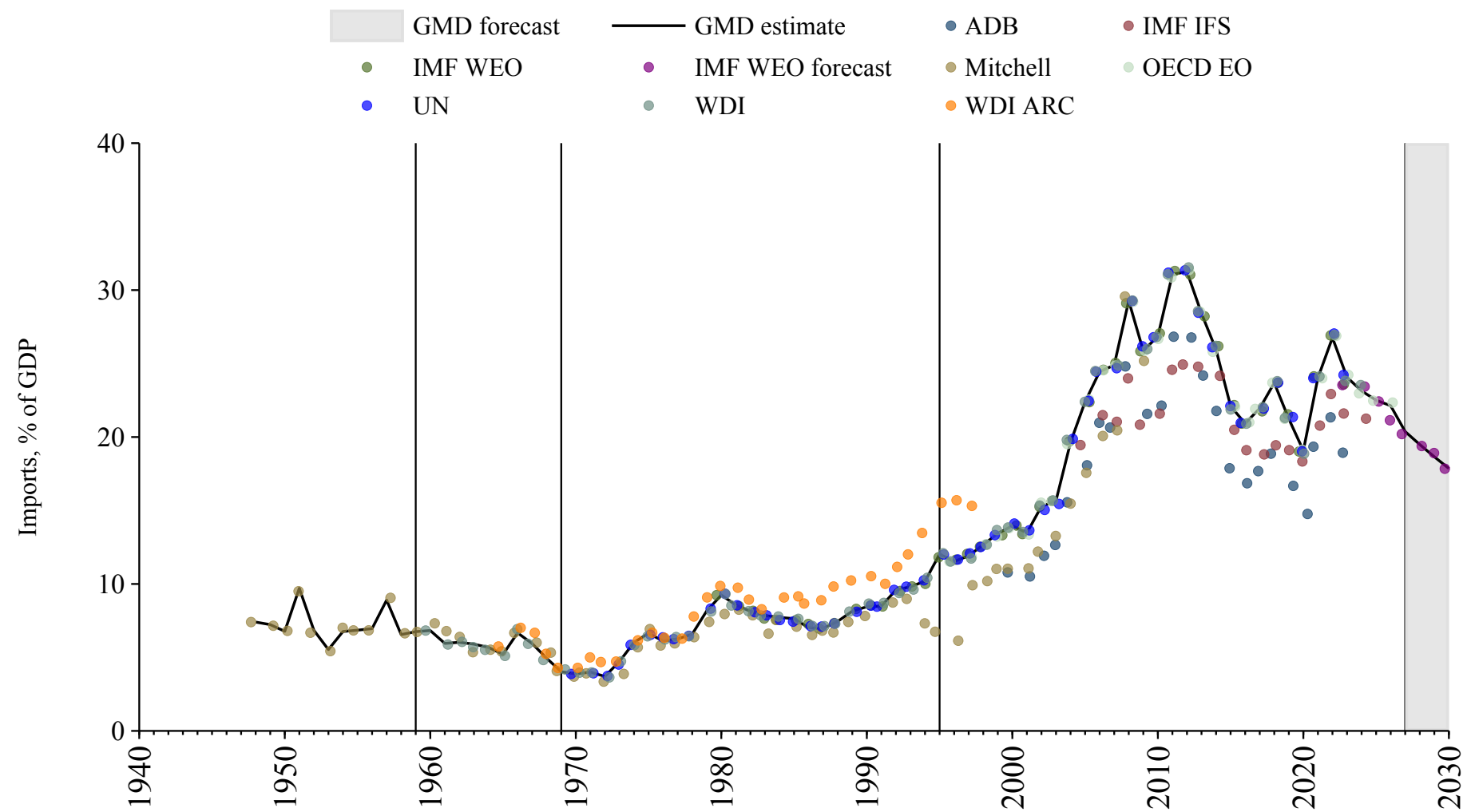
Iceland

| Source | Time span | Notes |
|--|-------------|--|
| Iceland (1997) | 1945 - 1959 | Spliced using overlapping data in 1960. |
| OECD Economic Outlook (2024) | 1960 - 2026 | Baseline source, overlaps with base year 2018. |
| WEO (2024b) | 2027 - 2030 | Spliced using overlapping data in 2031. |



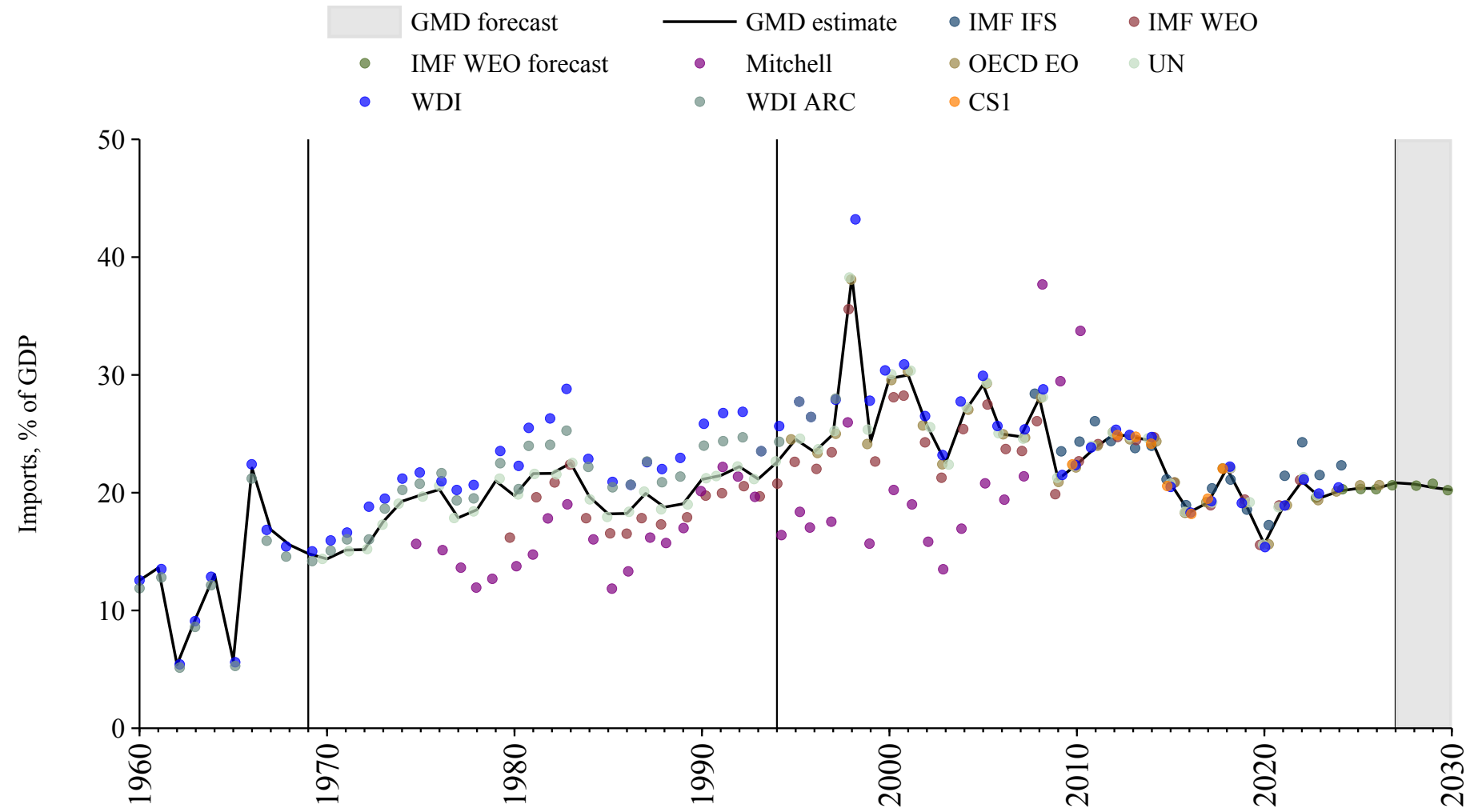
India

| Source | Time span | Notes |
|--|-------------|--|
| Mitchell (2013) | 1948 - 1959 | Spliced using overlapping data in 1960. |
| World Bank (2024) | 1960 - 1969 | Spliced using overlapping data in 1970. |
| United Nations (2024) | 1970 - 1995 | Spliced using overlapping data in 1996. |
| OECD Economic Outlook (2024) | 1996 - 2026 | Baseline source, overlaps with base year 2018. |
| WEO (2024b) | 2027 - 2030 | Spliced using overlapping data in 2031. |



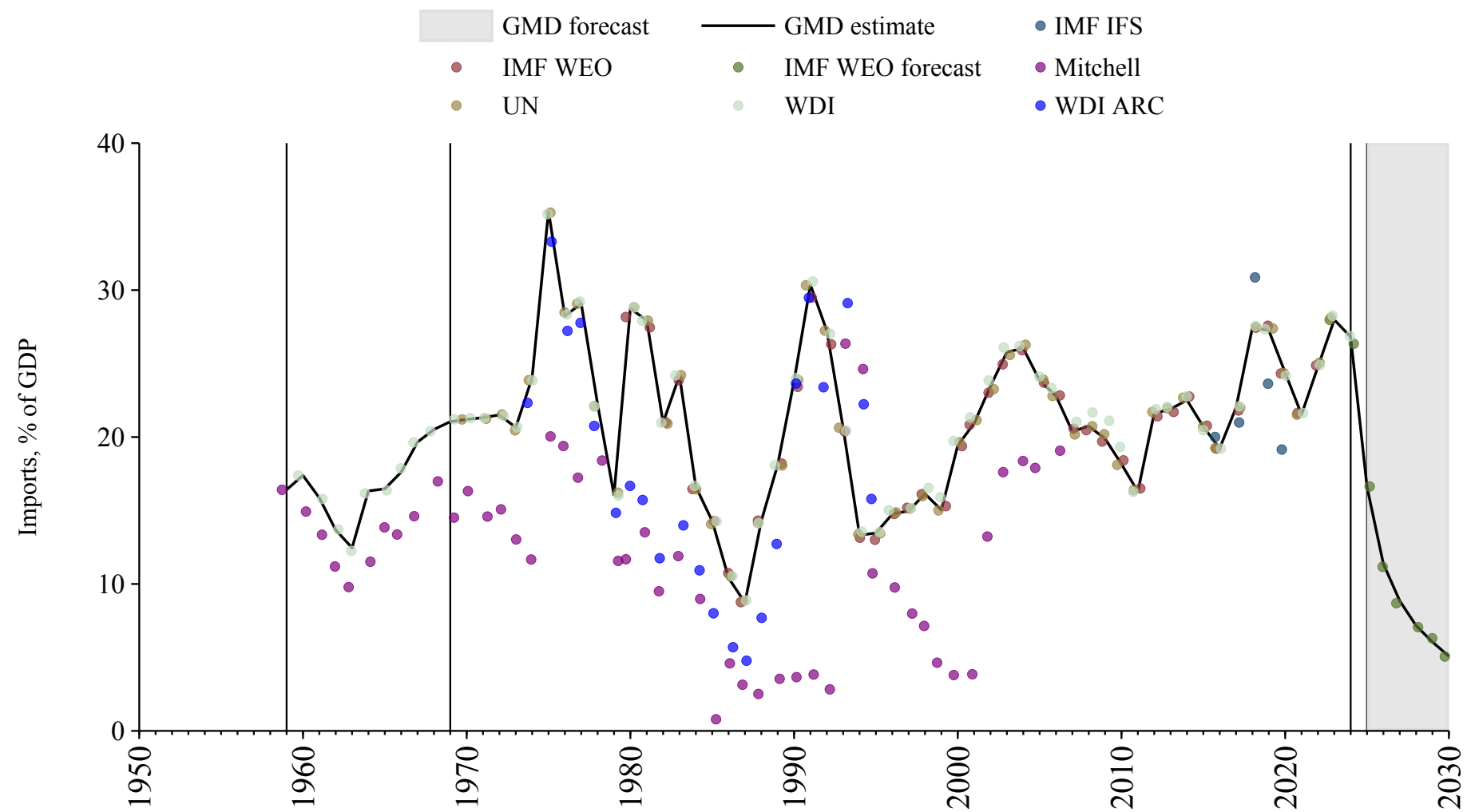
Indonesia

| Source | Time span | Notes |
|--|-------------|--|
| World Bank (2024) | 1960 - 1969 | Spliced using overlapping data in 1970. |
| United Nations (2024) | 1970 - 1994 | Spliced using overlapping data in 1995. |
| OECD Economic Outlook (2024) | 1995 - 2026 | Baseline source, overlaps with base year 2018. |
| WEO (2024b) | 2027 - 2030 | Spliced using overlapping data in 2031. |



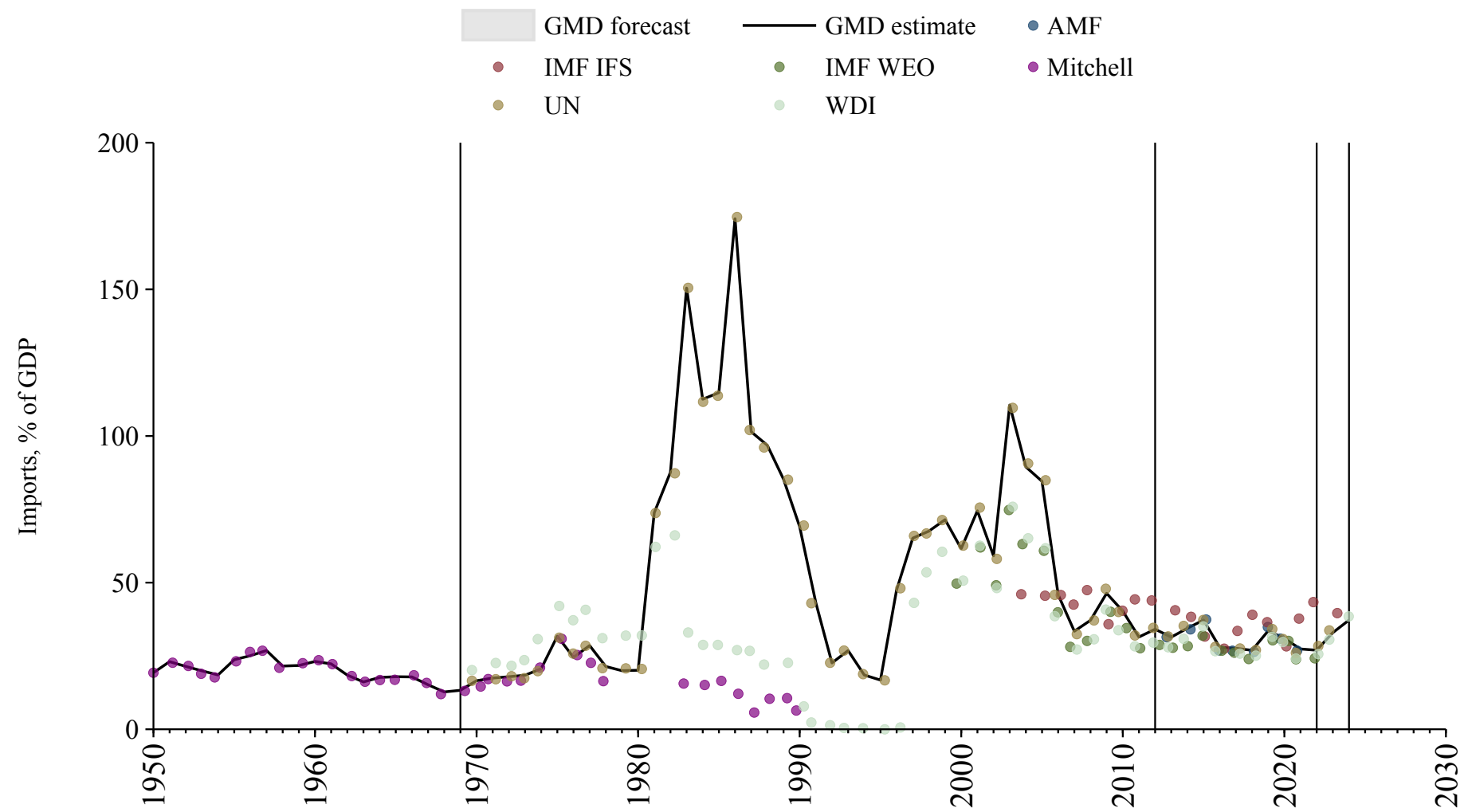
Iran

| Source | Time span | Notes |
|---------------------------------------|-------------|--|
| Mitchell (2013) | 1959 - 1959 | Spliced using overlapping data in 1960. |
| World Bank (2024) | 1960 - 1969 | Spliced using overlapping data in 1970. |
| United Nations (2024) | 1970 - 2023 | Baseline source, overlaps with base year 2018. |
| World Bank (2024) | 2024 - 2024 | Spliced using overlapping data in 2025. |
| WEO (2024b) | 2025 - 2030 | Spliced using overlapping data in 2031. |



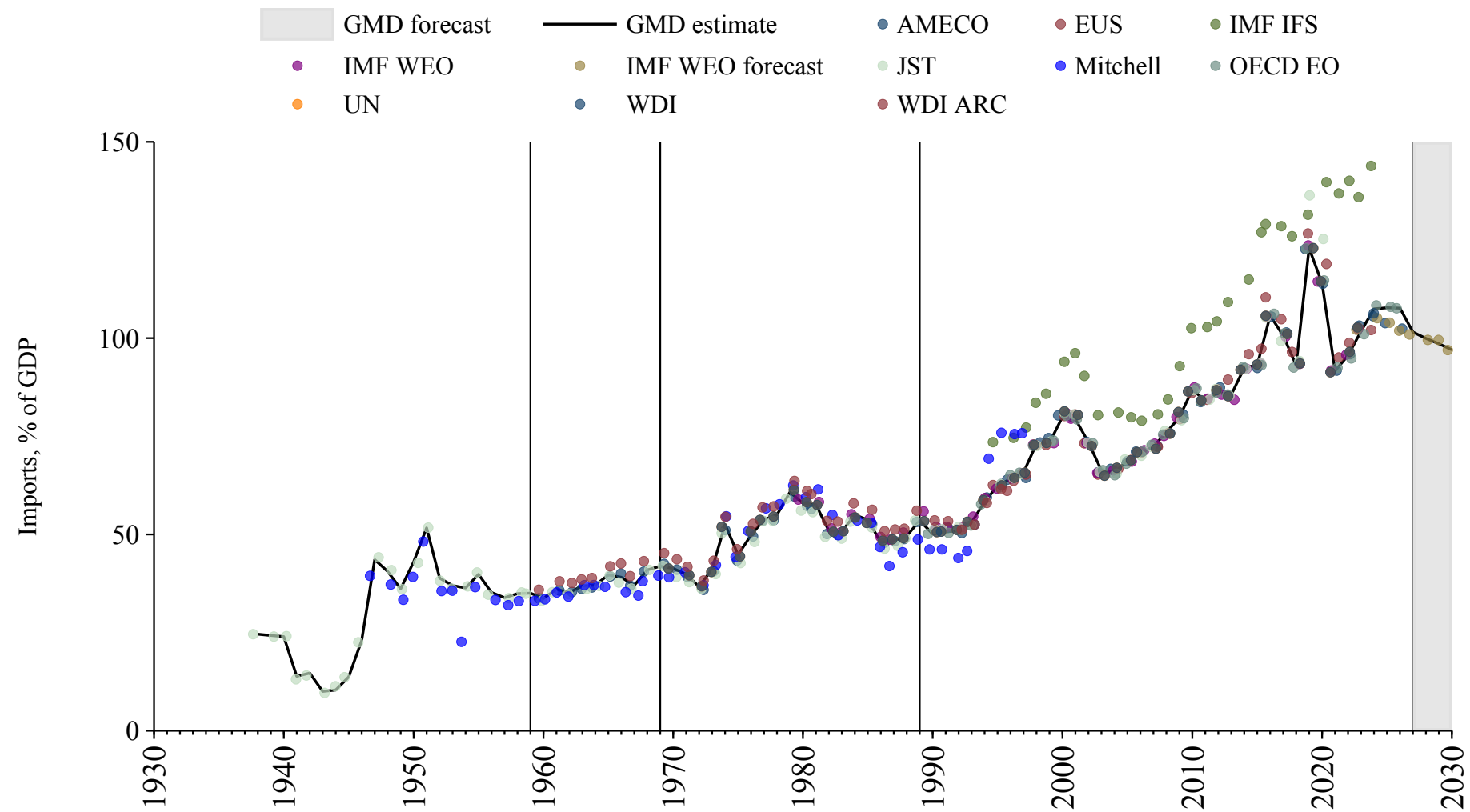
Iraq

| Source | Time span | Notes |
|---|-------------|--|
| Mitchell (2013) | 1950 - 1969 | Spliced using overlapping data in 1970. |
| United Nations (2024) | 1970 - 2012 | Spliced using overlapping data in 2013. |
| Arab Monetary Fund (2024) | 2013 - 2021 | Baseline source, overlaps with base year 2018. |
| United Nations (2024) | 2022 - 2023 | Spliced using overlapping data in 2024. |
| World Bank (2024) | 2024 - 2024 | Spliced using overlapping data in 2025. |



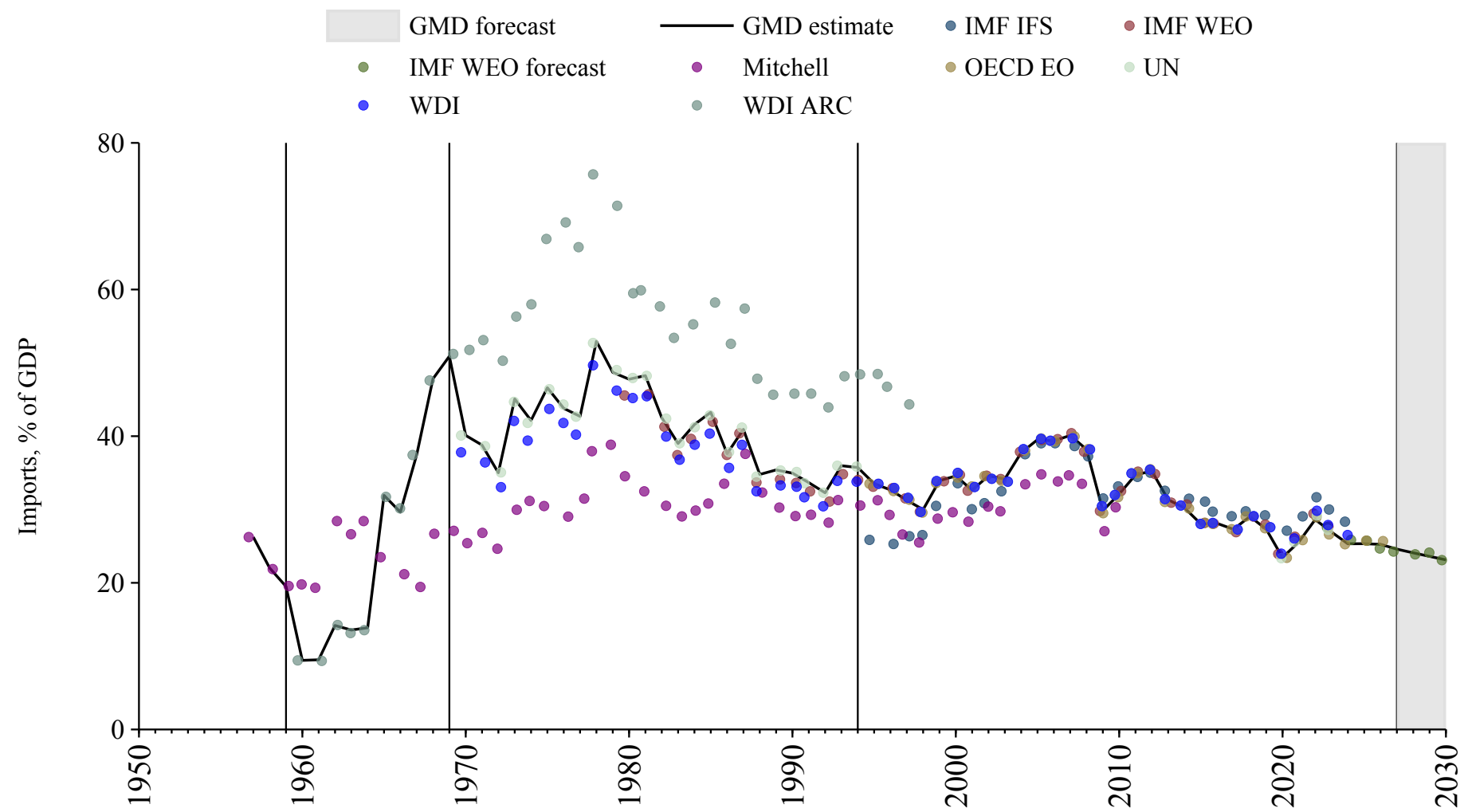
Ireland

| Source | Time span | Notes |
|--|-------------|--|
| Jordà et al. (2017) | 1938 - 1959 | Spliced using overlapping data in 1960. |
| European Commission (2024) | 1960 - 1969 | Spliced using overlapping data in 1970. |
| United Nations (2024) | 1970 - 1989 | Spliced using overlapping data in 1990. |
| OECD Economic Outlook (2024) | 1990 - 2026 | Baseline source, overlaps with base year 2018. |
| WEO (2024b) | 2027 - 2030 | Spliced using overlapping data in 2031. |



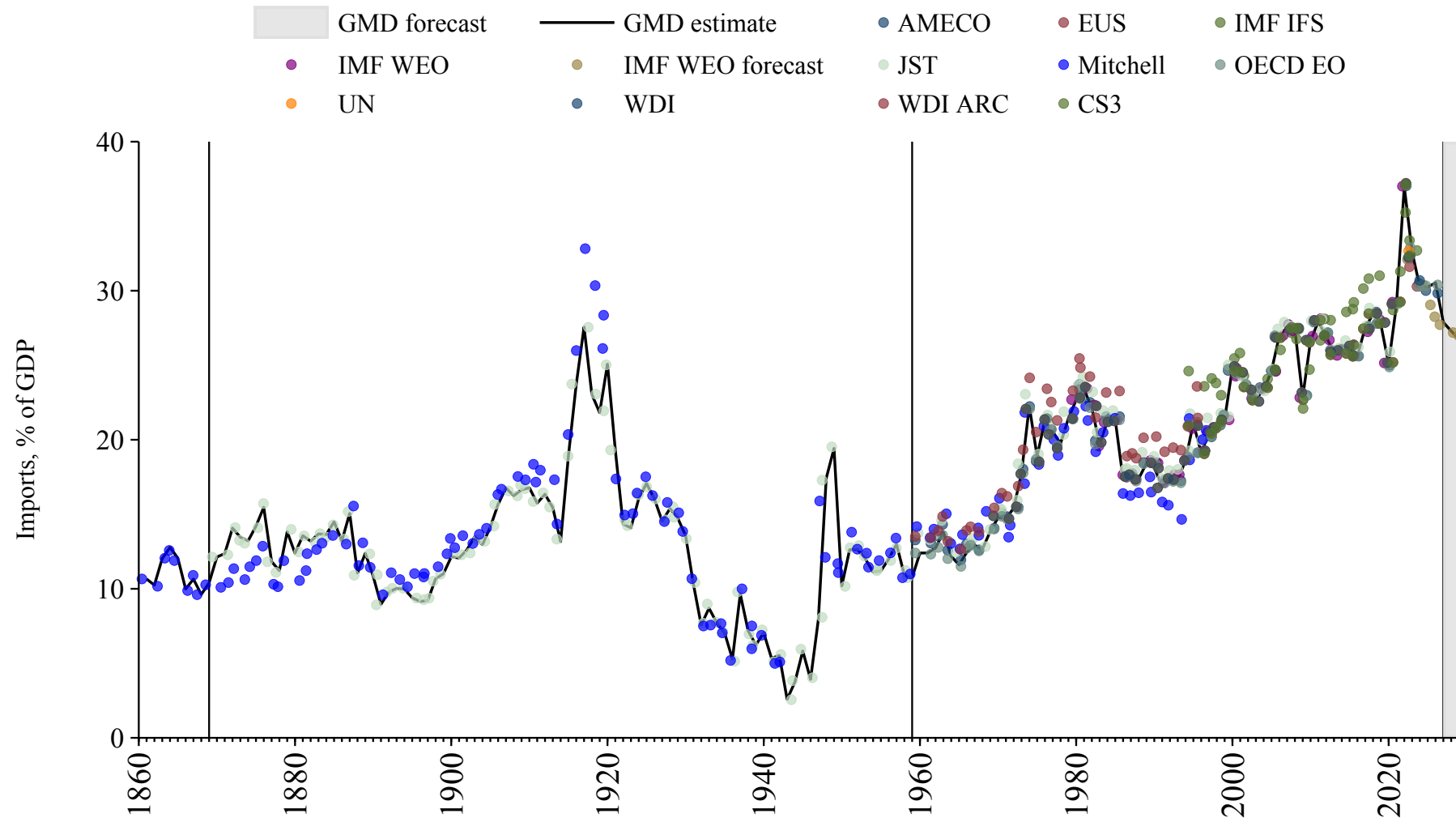
Israel

| Source | Time span | Notes |
|--|-------------|--|
| Mitchell (2013) | 1957 - 1959 | Spliced using overlapping data in 1960. |
| World Bank (Archives) (1999) | 1960 - 1969 | Spliced using overlapping data in 1970. |
| United Nations (2024) | 1970 - 1994 | Spliced using overlapping data in 1995. |
| OECD Economic Outlook (2024) | 1995 - 2026 | Baseline source, overlaps with base year 2018. |
| WEO (2024b) | 2027 - 2030 | Spliced using overlapping data in 2031. |



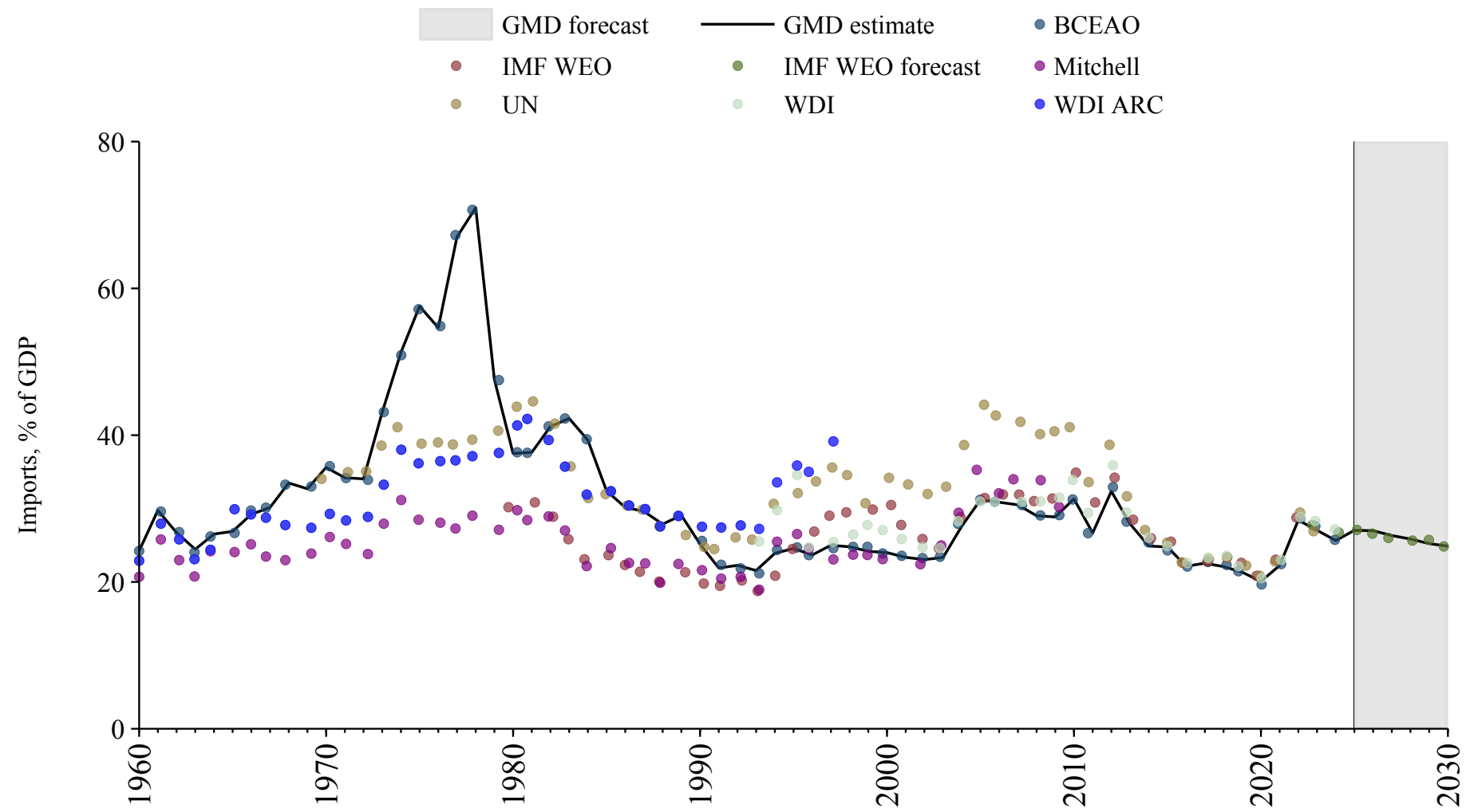
Italy

| Source | Time span | Notes |
|--|-------------|--|
| Mitchell (2013) | 1861 - 1869 | Spliced using overlapping data in 1870. |
| Jordà et al. (2017) | 1870 - 1959 | Spliced using overlapping data in 1960. |
| OECD Economic Outlook (2024) | 1960 - 2026 | Baseline source, overlaps with base year 2018. |
| WEO (2024b) | 2027 - 2030 | Spliced using overlapping data in 2031. |



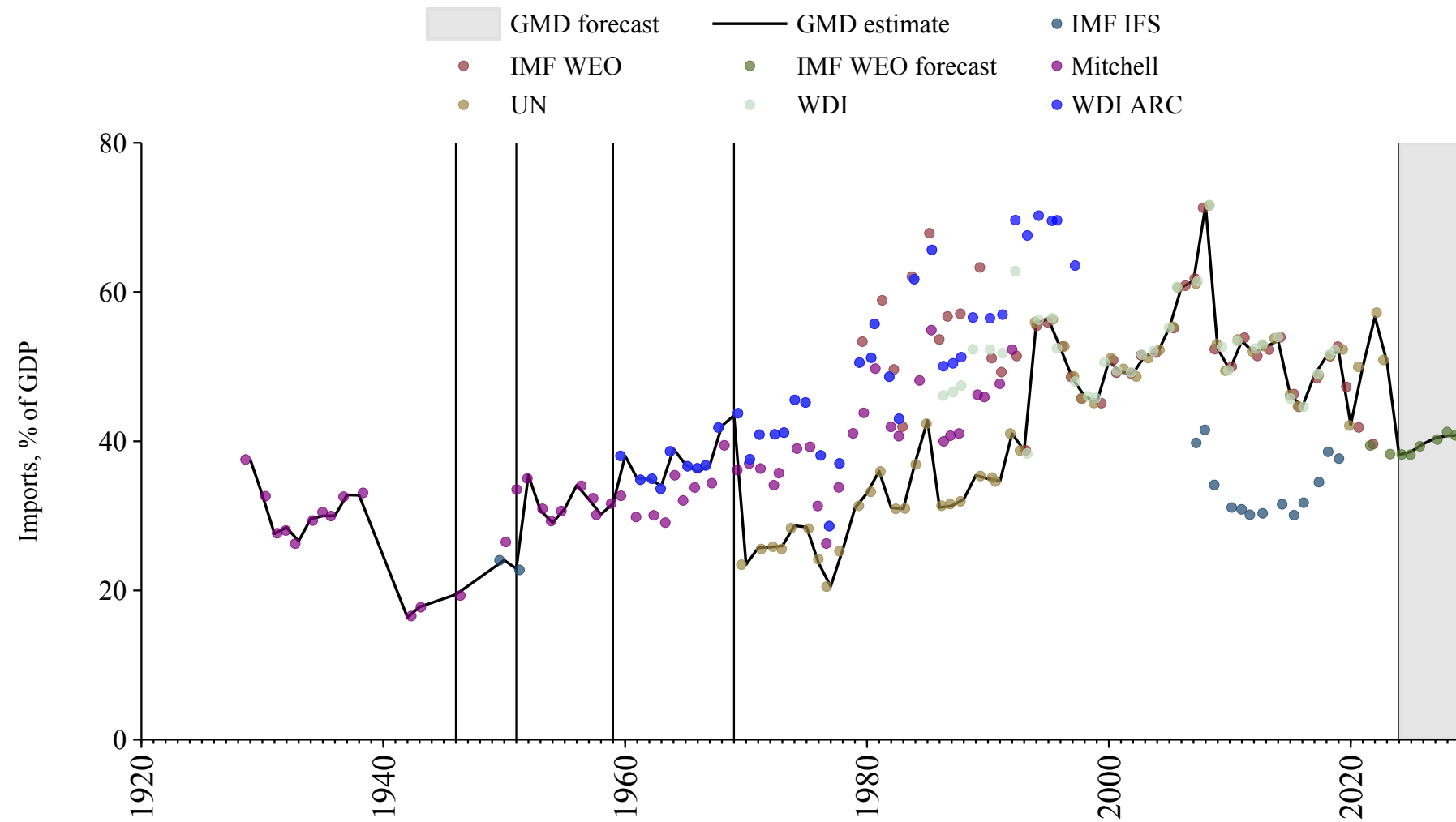
Ivory Coast

| Source | Time span | Notes |
|--|-------------|--|
| Banque centrale des États de l'Afrique de l'Ouest (2024) | 1960 - 2024 | Baseline source, overlaps with base year 2018. |
| WEO (2024b) | 2025 - 2030 | Spliced using overlapping data in 2031. |



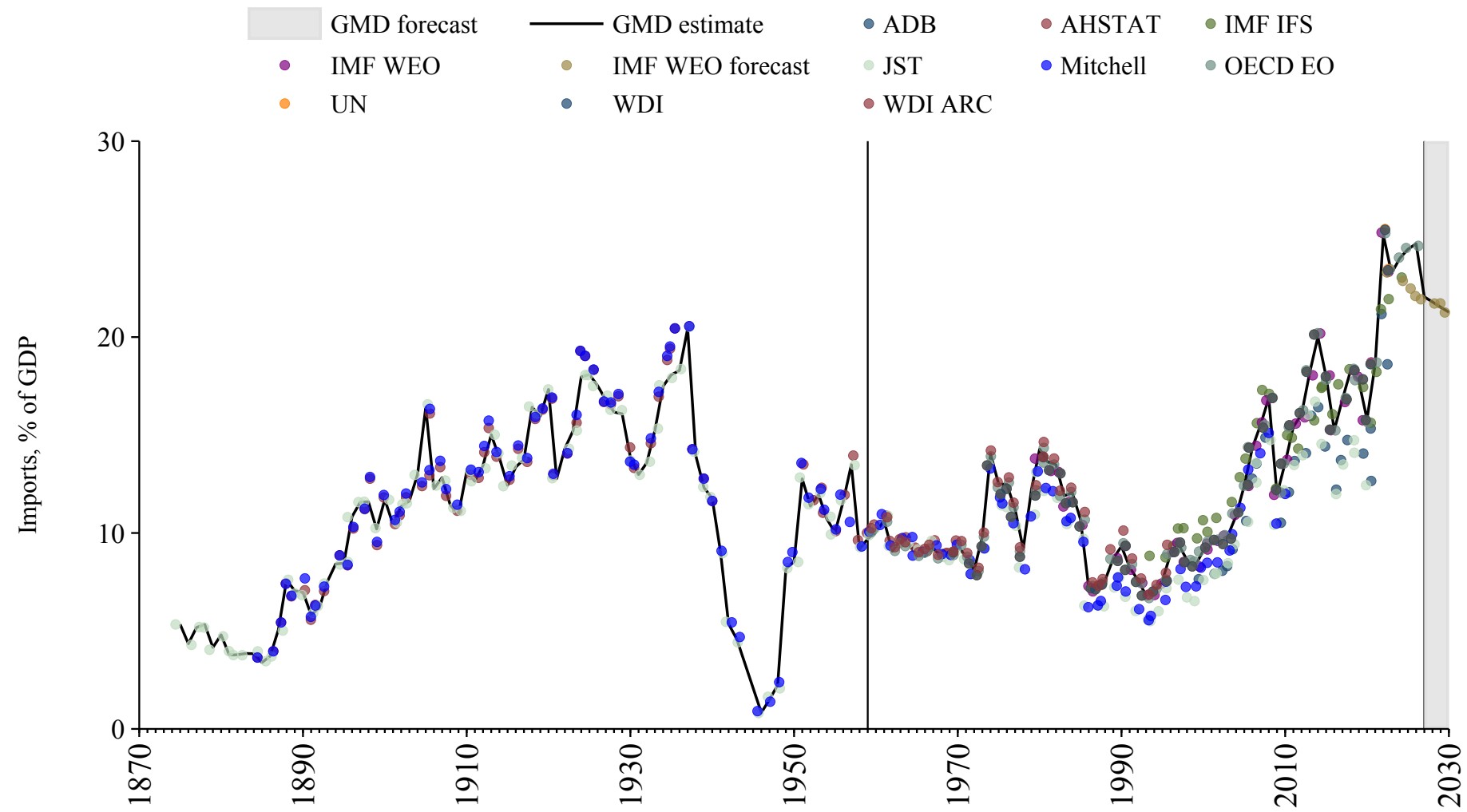
Jamaica

| Source | Time span | Notes |
|--|-------------|--|
| Mitchell (2013) | 1929 - 1946 | Spliced using overlapping data in 1947. |
| International Monetary Fund (2025) | 1947 - 1951 | Spliced using overlapping data in 1952. |
| Mitchell (2013) | 1952 - 1959 | Spliced using overlapping data in 1960. |
| World Bank (2024) | 1960 - 1969 | Spliced using overlapping data in 1970. |
| United Nations (2024) | 1970 - 2023 | Baseline source, overlaps with base year 2018. |
| WEO (2024b) | 2024 - 2030 | Spliced using overlapping data in 2031. |



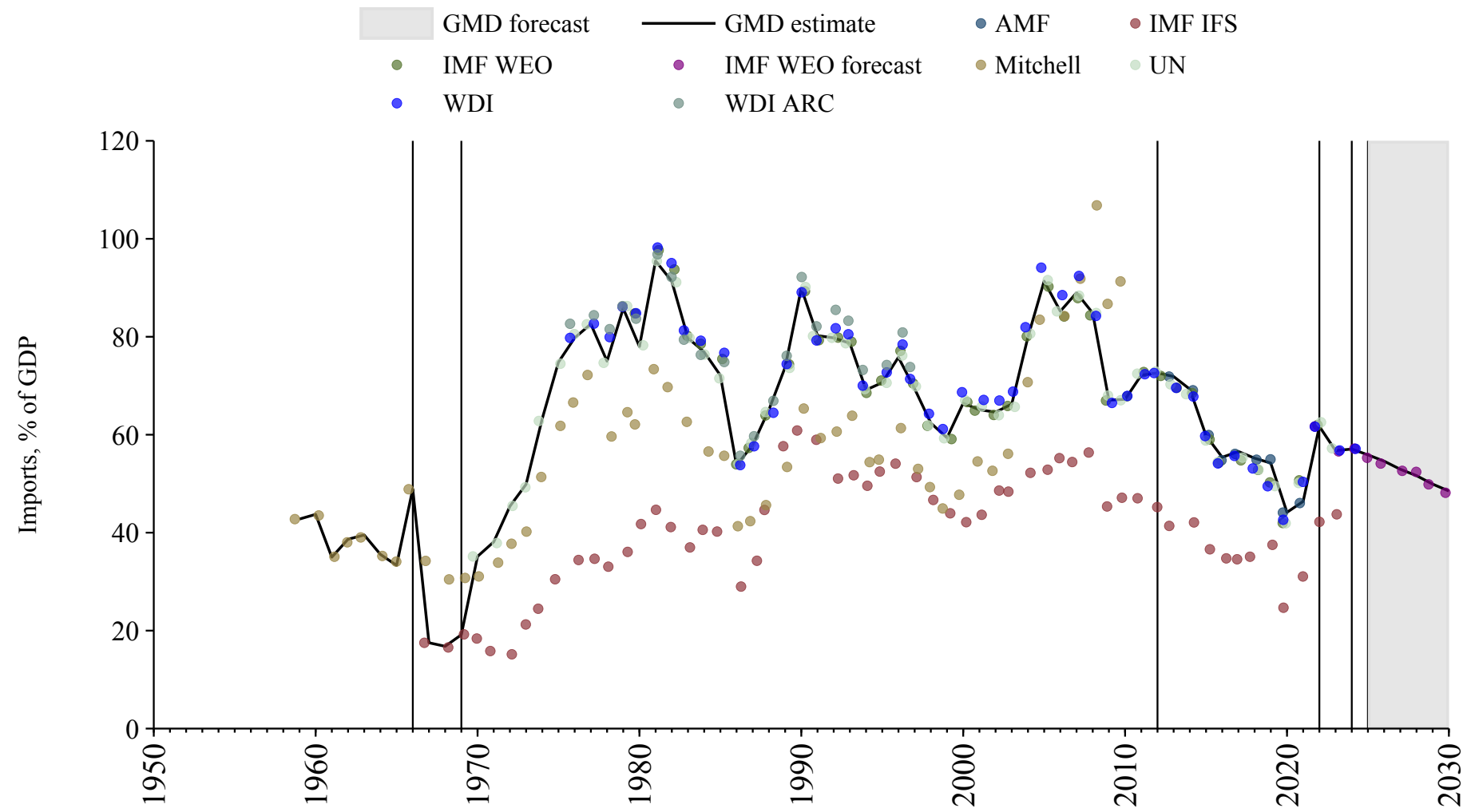
Japan

| Source | Time span | Notes |
|--|-------------|--|
| Jordà et al. (2017) | 1875 - 1959 | Spliced using overlapping data in 1960. |
| OECD Economic Outlook (2024) | 1960 - 2026 | Baseline source, overlaps with base year 2018. |
| WEO (2024b) | 2027 - 2030 | Spliced using overlapping data in 2031. |



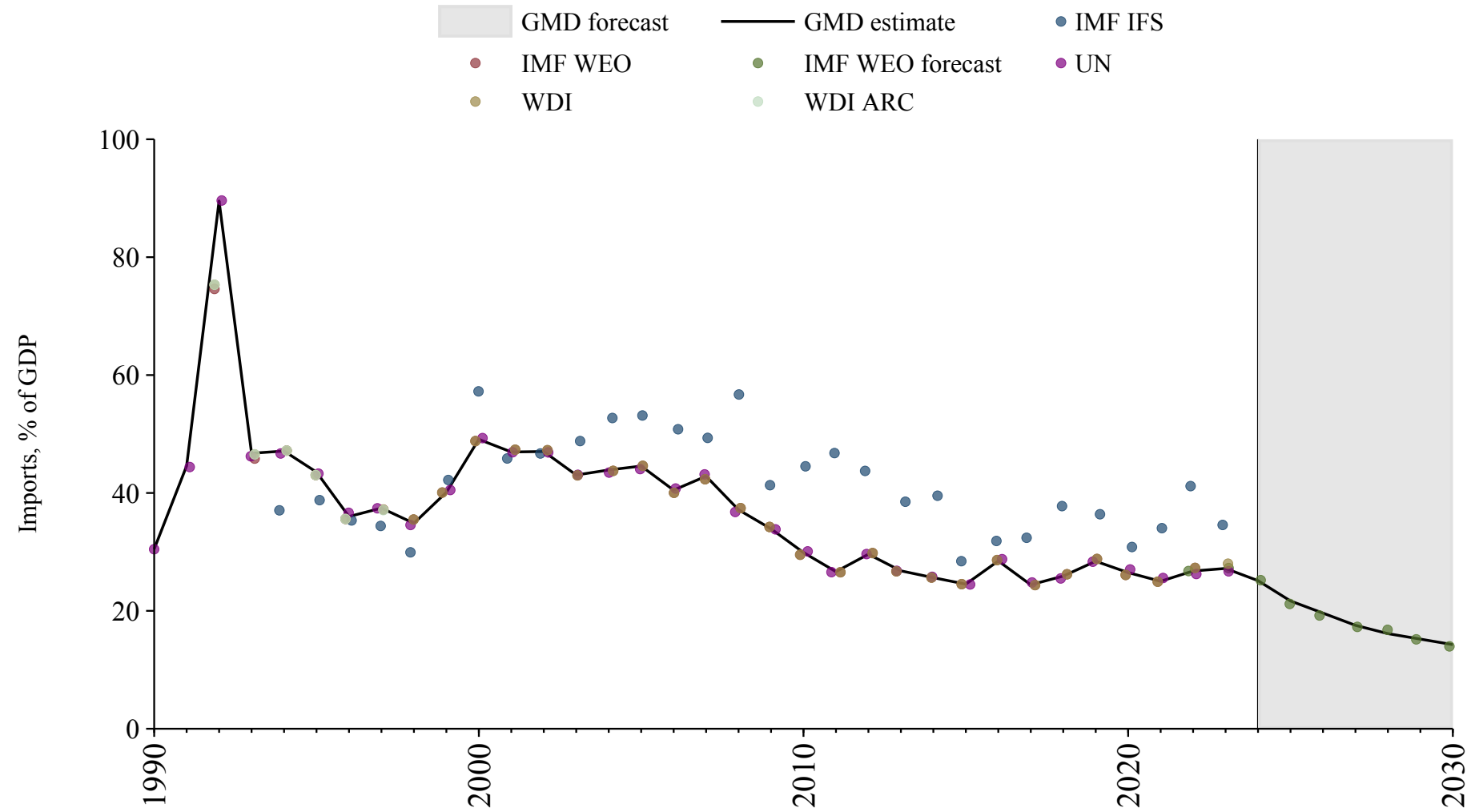
Jordan

| Source | Time span | Notes |
|--|-------------|--|
| Mitchell (2013) | 1959 - 1966 | Spliced using overlapping data in 1967. |
| International Monetary Fund (2025) | 1967 - 1969 | Spliced using overlapping data in 1970. |
| United Nations (2024) | 1970 - 2012 | Spliced using overlapping data in 2013. |
| Arab Monetary Fund (2024) | 2013 - 2021 | Baseline source, overlaps with base year 2018. |
| United Nations (2024) | 2022 - 2023 | Spliced using overlapping data in 2024. |
| World Bank (2024) | 2024 - 2024 | Spliced using overlapping data in 2025. |
| WEO (2024b) | 2025 - 2030 | Spliced using overlapping data in 2031. |



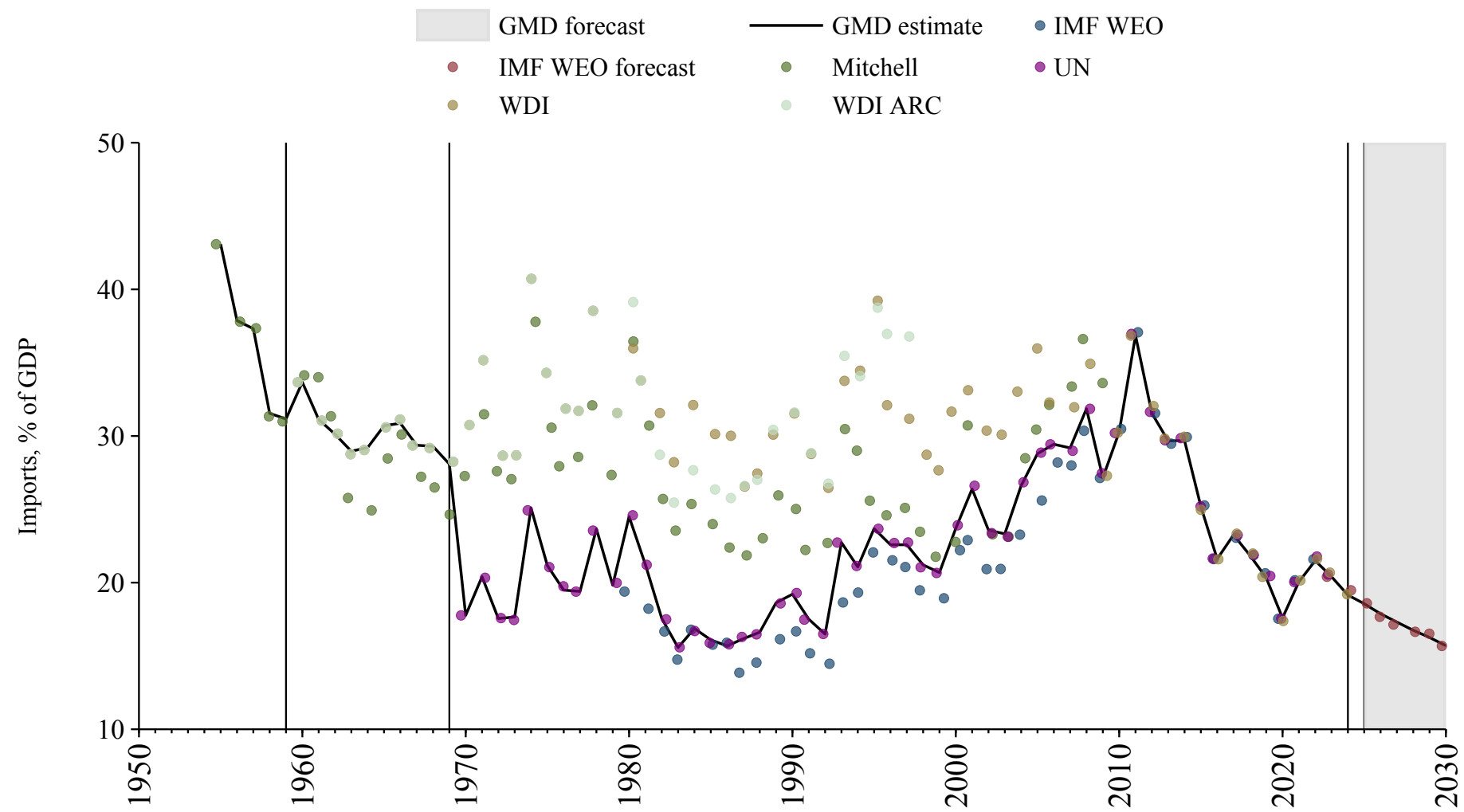
Kazakhstan

| Source | Time span | Notes |
|---------------------------------------|-------------|--|
| United Nations (2024) | 1990 - 2023 | Baseline source, overlaps with base year 2018. |
| WEO (2024b) | 2024 - 2030 | Spliced using overlapping data in 2031. |



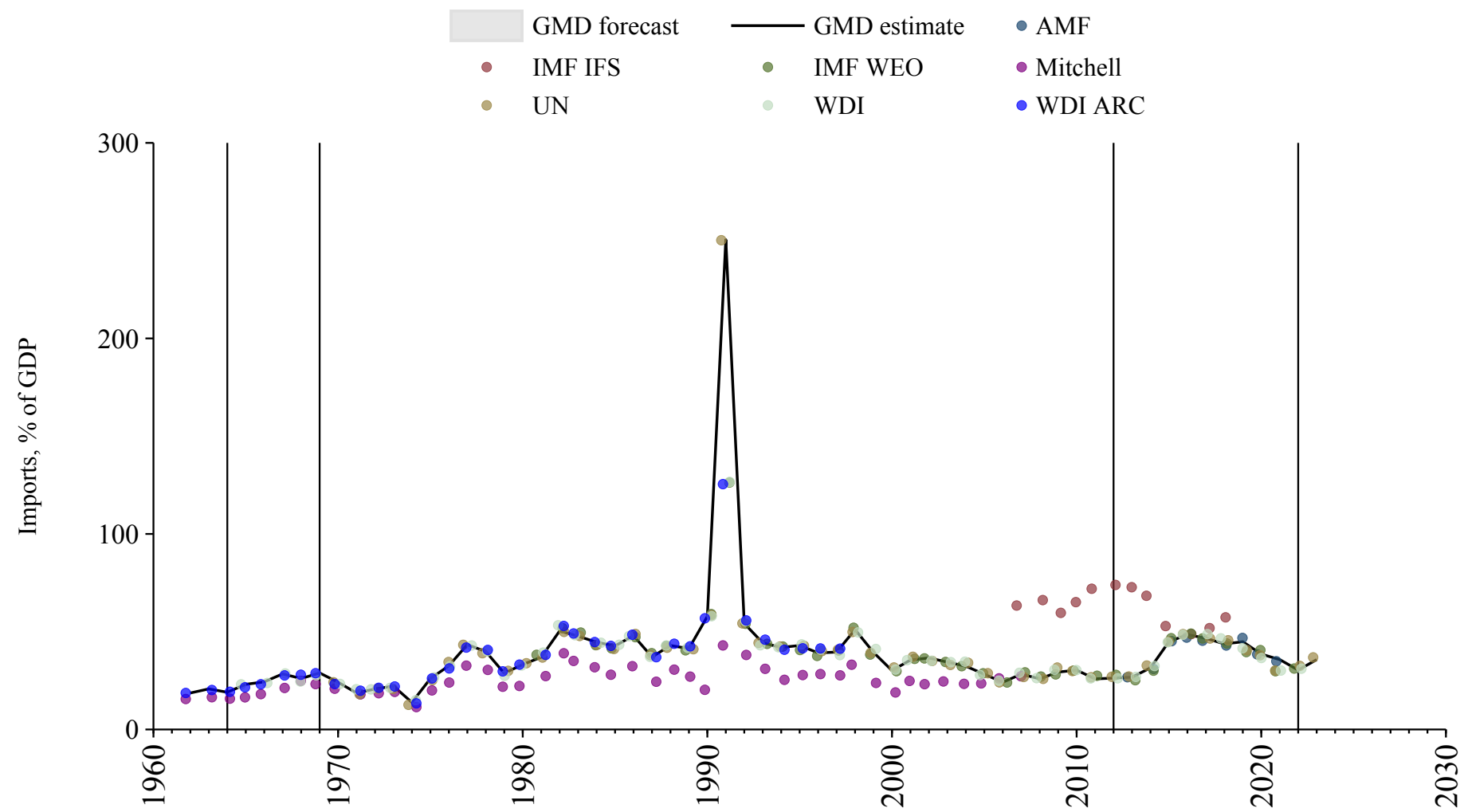
Kenya

| Source | Time span | Notes |
|---------------------------------------|-------------|--|
| Mitchell (2013) | 1955 - 1959 | Spliced using overlapping data in 1960. |
| World Bank (2024) | 1960 - 1969 | Spliced using overlapping data in 1970. |
| United Nations (2024) | 1970 - 2023 | Baseline source, overlaps with base year 2018. |
| World Bank (2024) | 2024 - 2024 | Spliced using overlapping data in 2025. |
| WEO (2024b) | 2025 - 2030 | Spliced using overlapping data in 2031. |



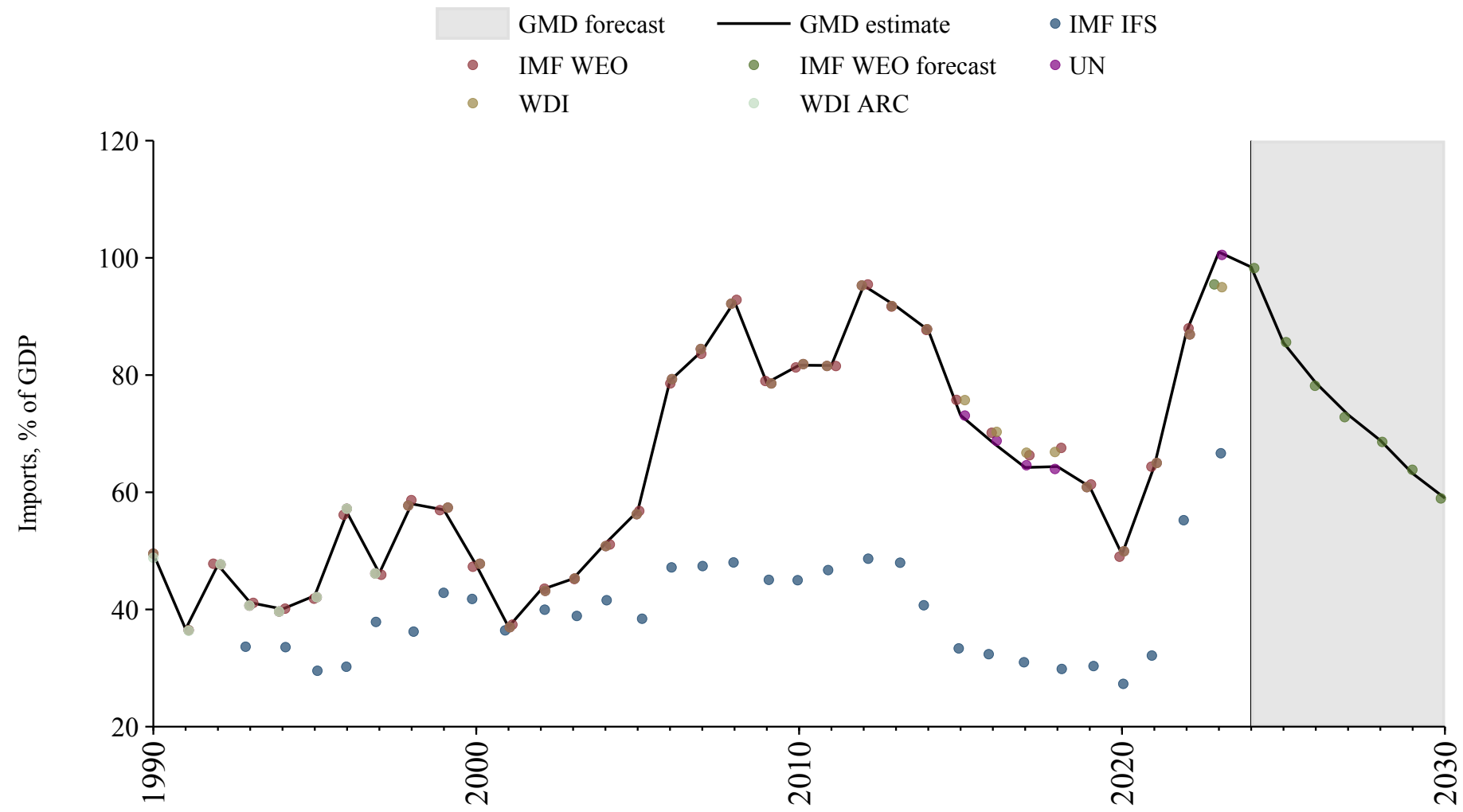
Kuwait

| Source | Time span | Notes |
|--|-------------|--|
| World Bank (Archives) (1999) | 1962 - 1964 | Spliced using overlapping data in 1965. |
| World Bank (2024) | 1965 - 1969 | Spliced using overlapping data in 1970. |
| United Nations (2024) | 1970 - 2012 | Spliced using overlapping data in 2013. |
| Arab Monetary Fund (2024) | 2013 - 2021 | Baseline source, overlaps with base year 2018. |
| United Nations (2024) | 2022 - 2023 | Spliced using overlapping data in 2024. |



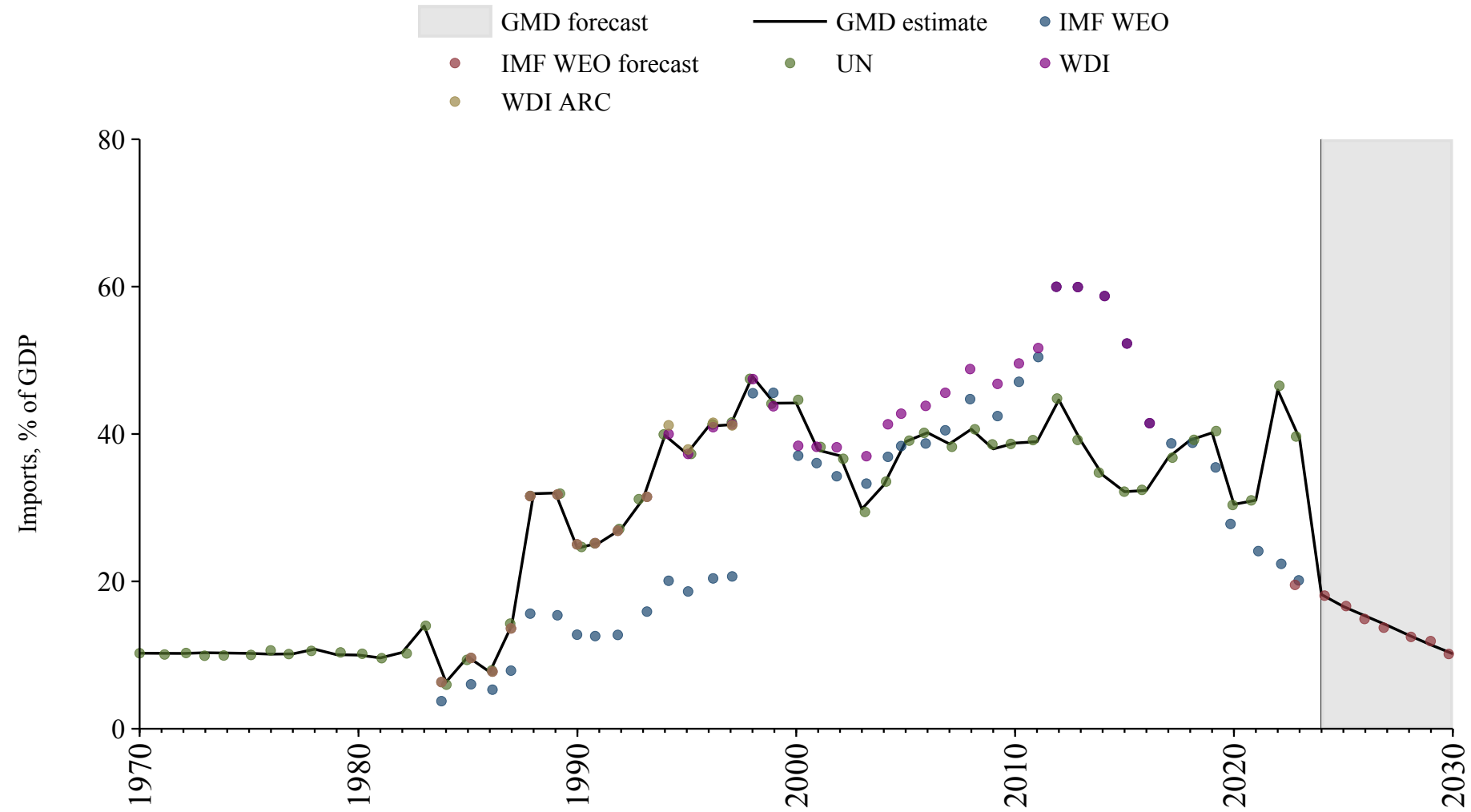
Kyrgyzstan

| Source | Time span | Notes |
|---------------------------------------|-------------|--|
| United Nations (2024) | 1990 - 2023 | Baseline source, overlaps with base year 2018. |
| WEO (2024b) | 2024 - 2030 | Spliced using overlapping data in 2031. |



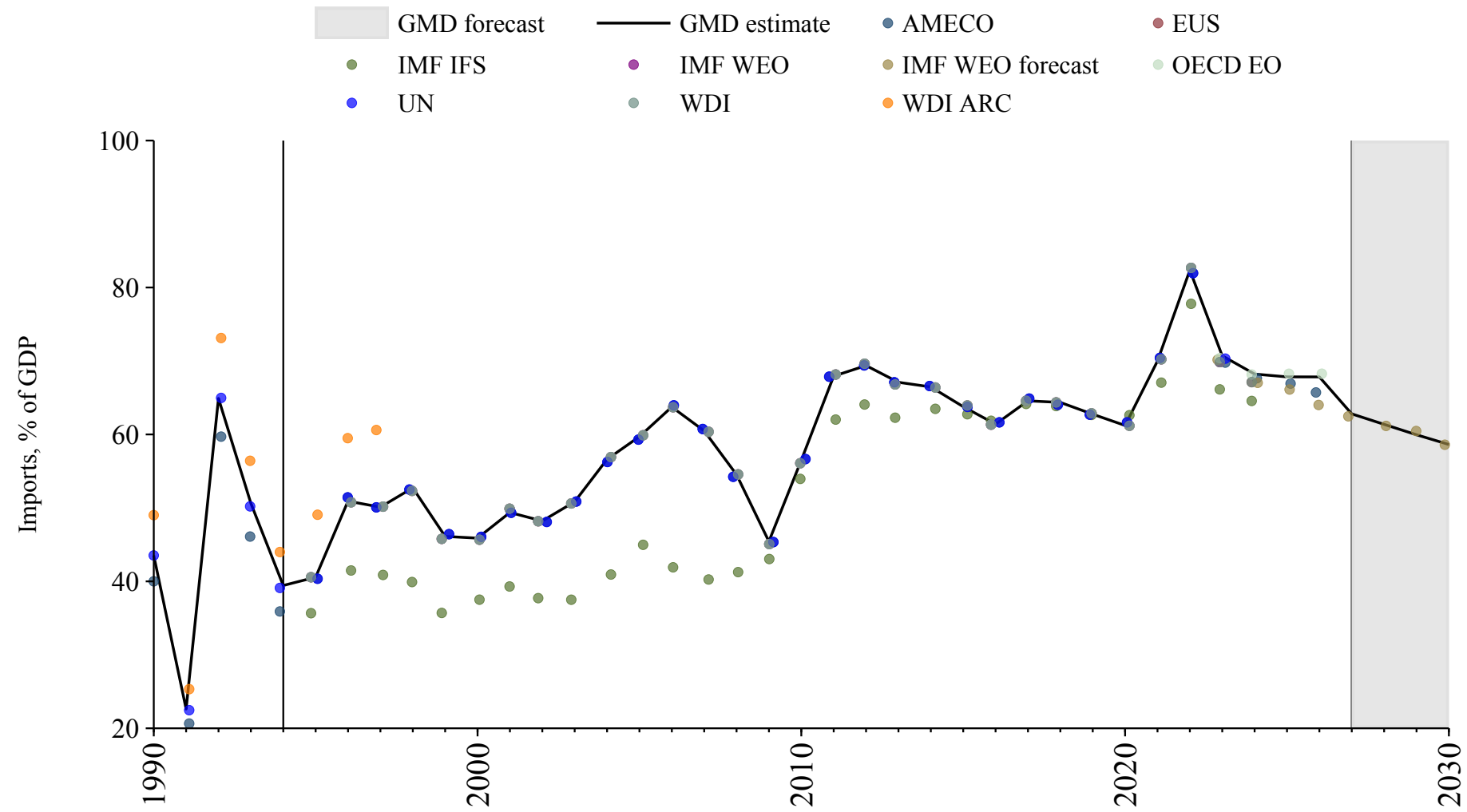
Laos

| Source | Time span | Notes |
|---------------------------------------|-------------|--|
| United Nations (2024) | 1970 - 2023 | Baseline source, overlaps with base year 2018. |
| WEO (2024b) | 2024 - 2030 | Spliced using overlapping data in 2031. |



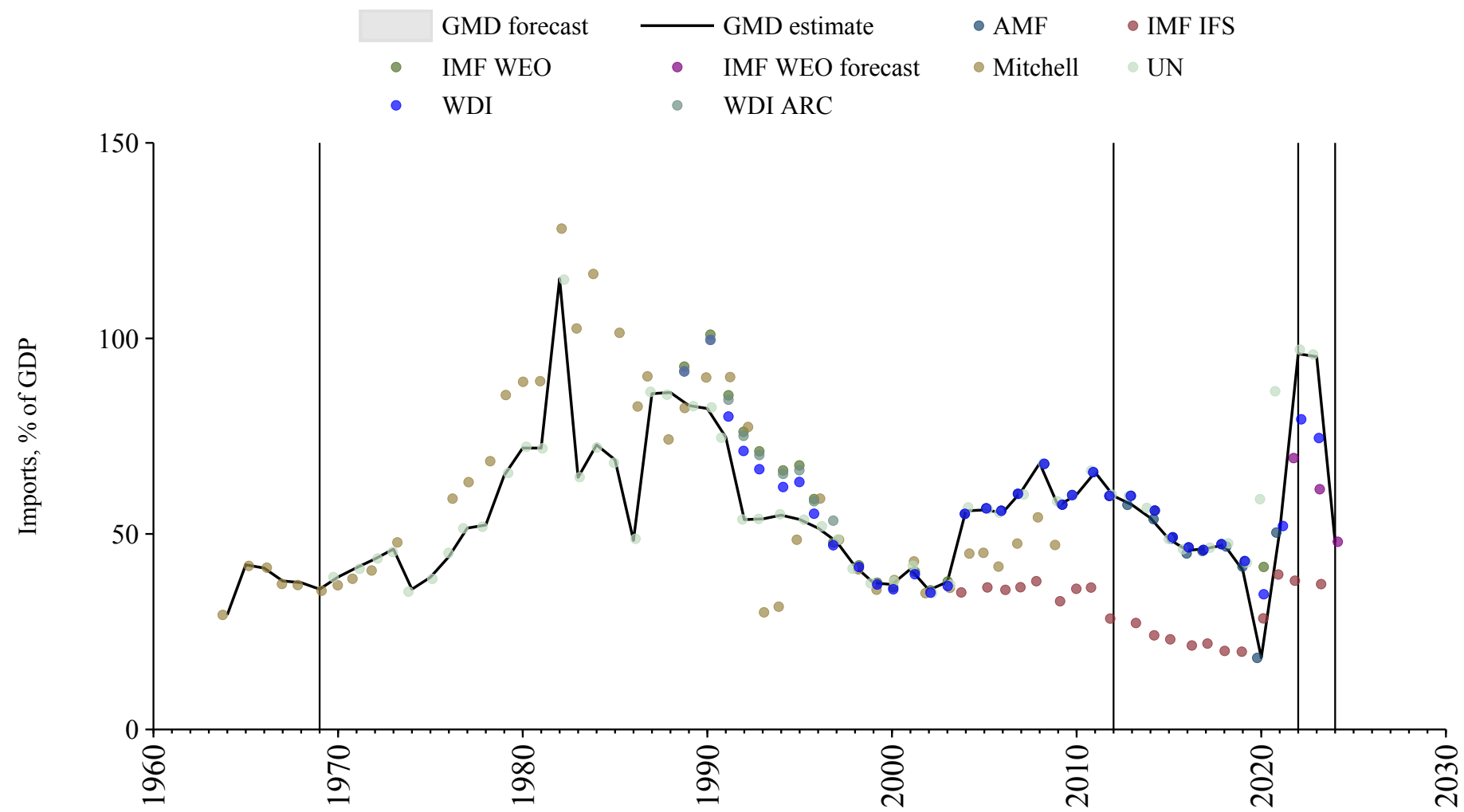
Latvia

| Source | Time span | Notes |
|--|-------------|--|
| United Nations (2024) | 1990 - 1994 | Spliced using overlapping data in 1995. |
| OECD Economic Outlook (2024) | 1995 - 2026 | Baseline source, overlaps with base year 2018. |
| WEO (2024b) | 2027 - 2030 | Spliced using overlapping data in 2031. |



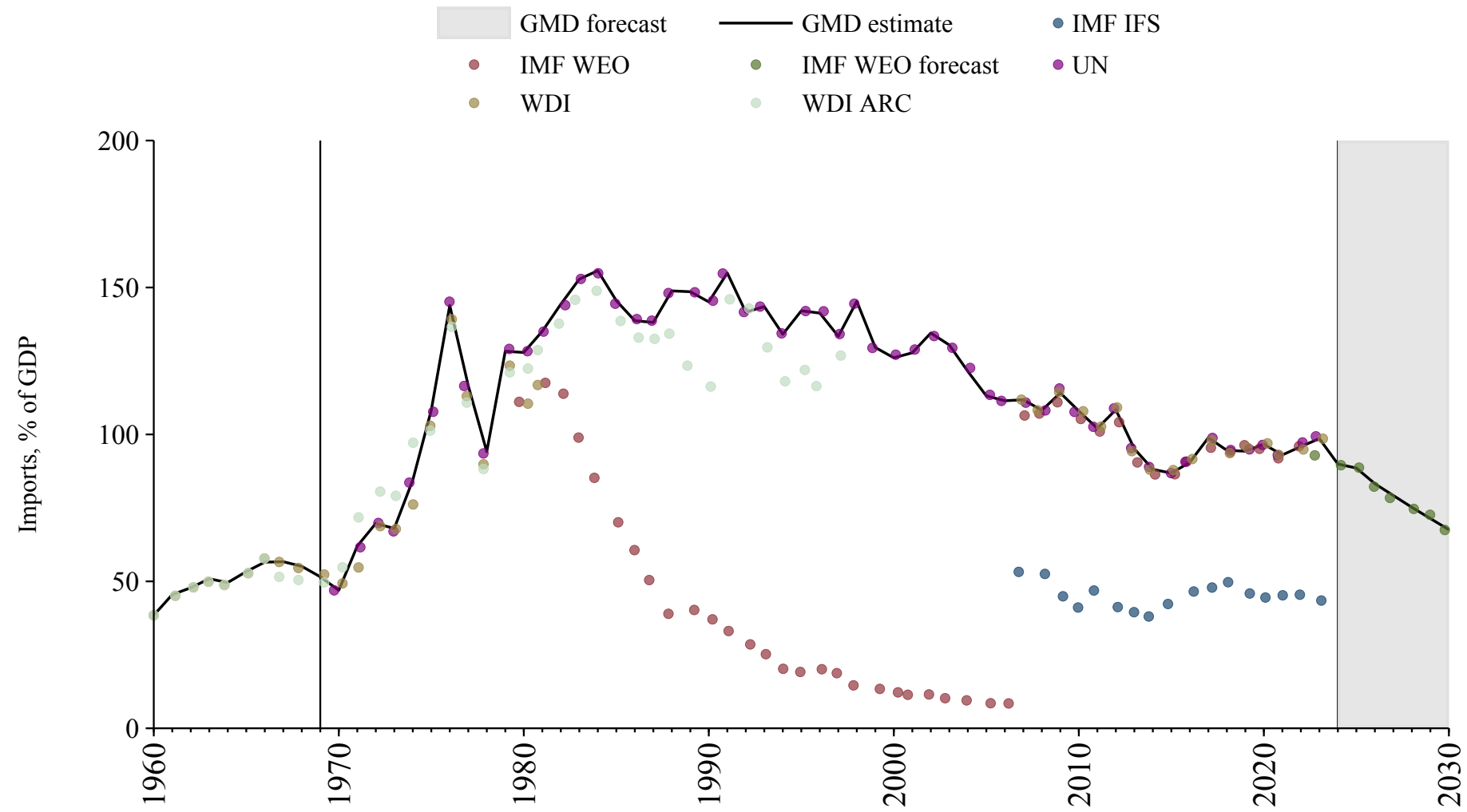
Lebanon

| Source | Time span | Notes |
|---|-------------|--|
| Mitchell (2013) | 1964 - 1969 | Spliced using overlapping data in 1970. |
| United Nations (2024) | 1970 - 2012 | Spliced using overlapping data in 2013. |
| Arab Monetary Fund (2024) | 2013 - 2021 | Baseline source, overlaps with base year 2018. |
| United Nations (2024) | 2022 - 2023 | Spliced using overlapping data in 2024. |
| WEO (2024b) | 2024 - 2024 | Spliced using overlapping data in 2025. |



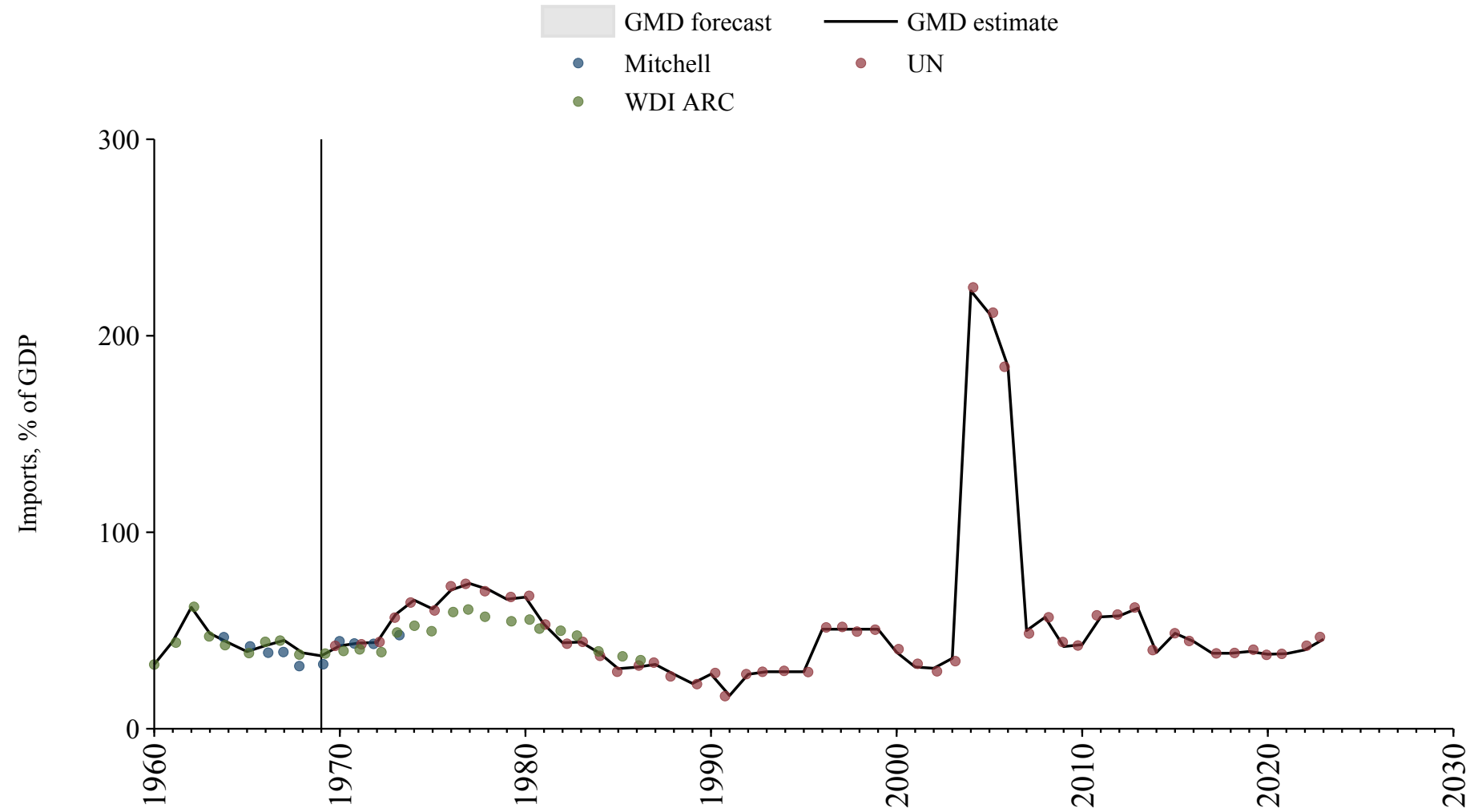
Lesotho

| Source | Time span | Notes |
|---------------------------------------|-------------|--|
| World Bank (2024) | 1960 - 1969 | Spliced using overlapping data in 1970. |
| United Nations (2024) | 1970 - 2023 | Baseline source, overlaps with base year 2018. |
| WEO (2024b) | 2024 - 2030 | Spliced using overlapping data in 2031. |



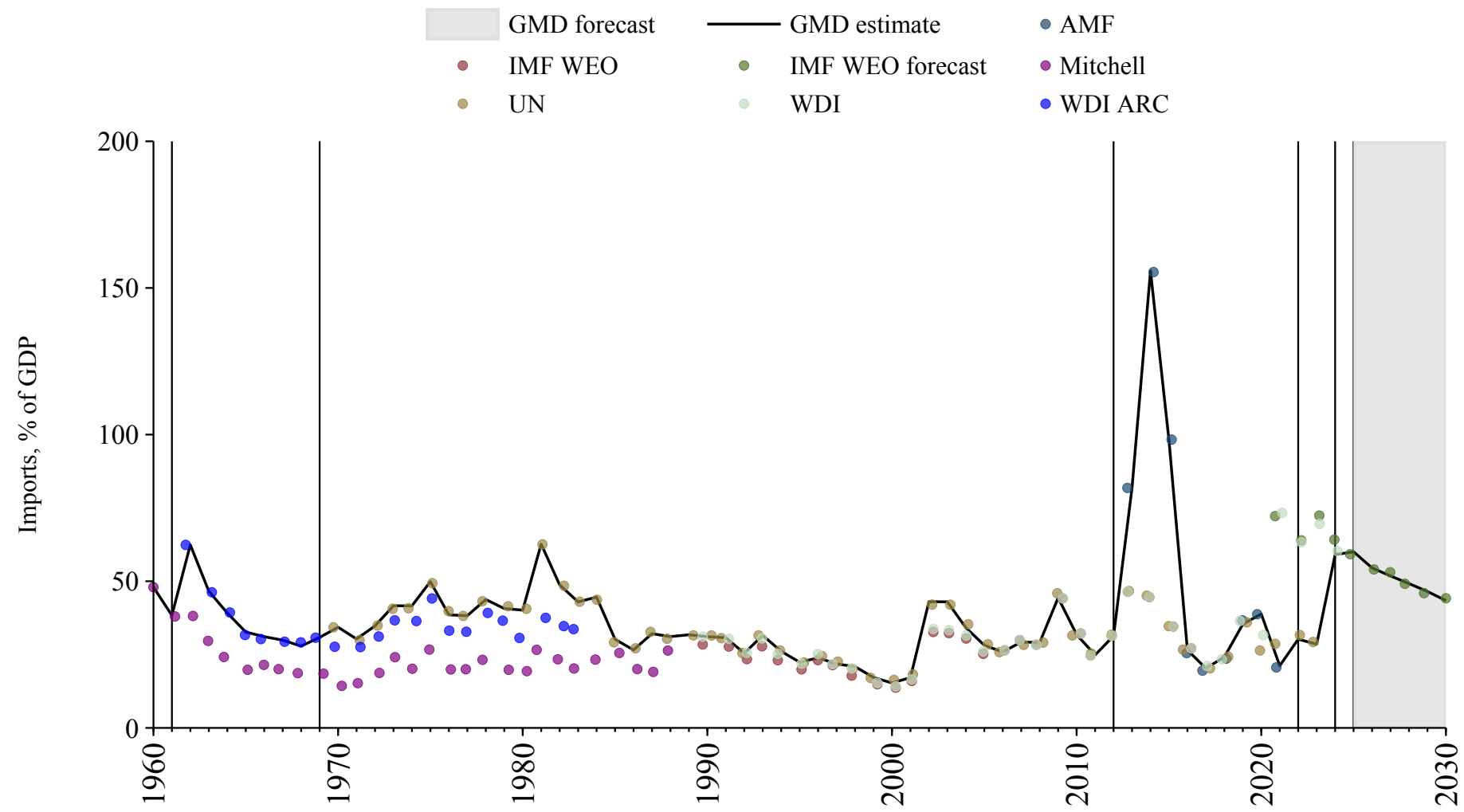
Liberia

| Source | Time span | Notes |
|--|-------------|--|
| World Bank (Archives) (1999) | 1960 - 1969 | Spliced using overlapping data in 1970. |
| United Nations (2024) | 1970 - 2023 | Baseline source, overlaps with base year 2018. |



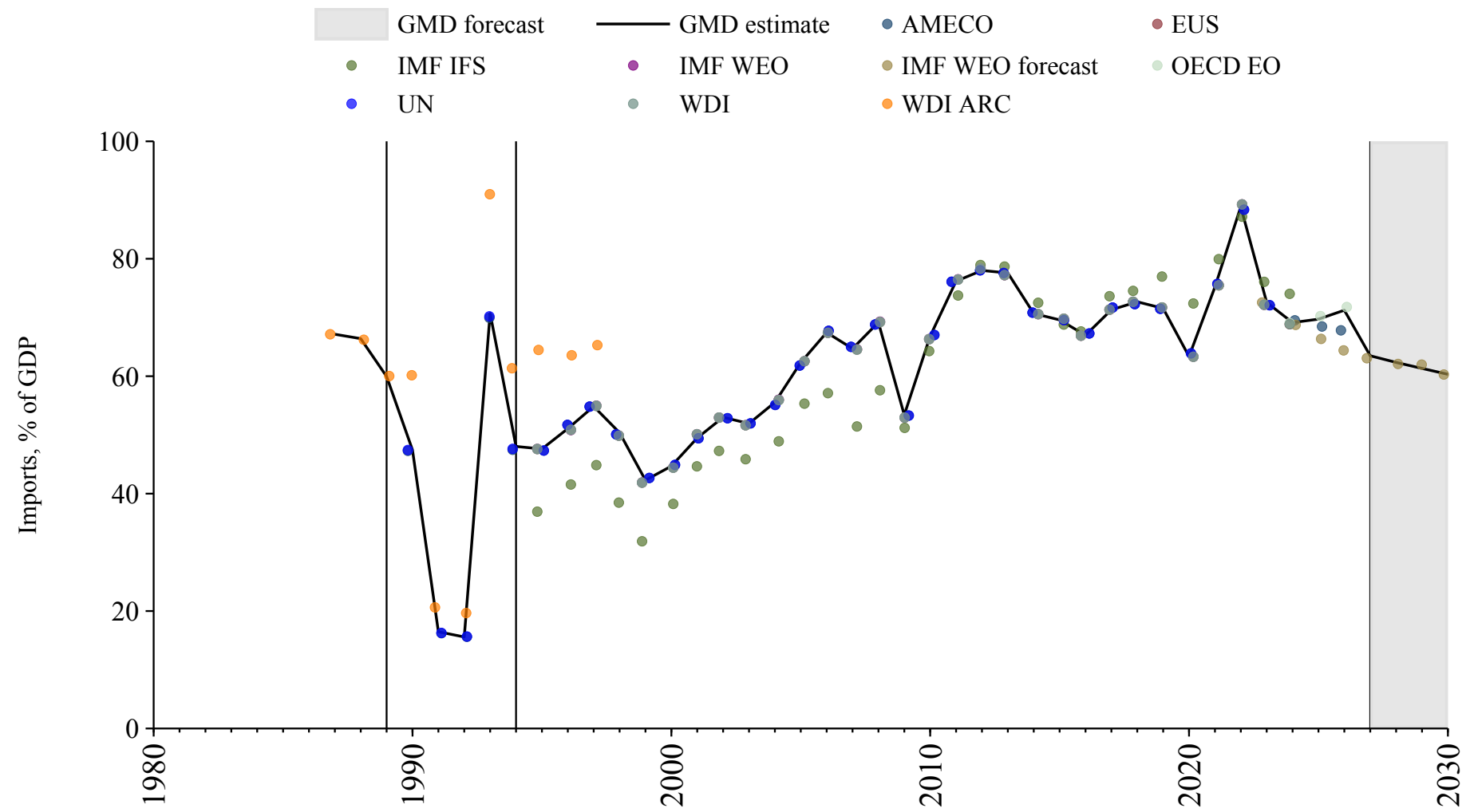
Libya

| Source | Time span | Notes |
|--|-------------|--|
| Mitchell (2013) | 1960 - 1961 | Spliced using overlapping data in 1962. |
| World Bank (Archives) (1999) | 1962 - 1969 | Spliced using overlapping data in 1970. |
| United Nations (2024) | 1970 - 2012 | Spliced using overlapping data in 2013. |
| Arab Monetary Fund (2024) | 2013 - 2021 | Baseline source, overlaps with base year 2018. |
| United Nations (2024) | 2022 - 2023 | Spliced using overlapping data in 2024. |
| World Bank (2024) | 2024 - 2024 | Spliced using overlapping data in 2025. |
| WEO (2024b) | 2025 - 2030 | Spliced using overlapping data in 2031. |



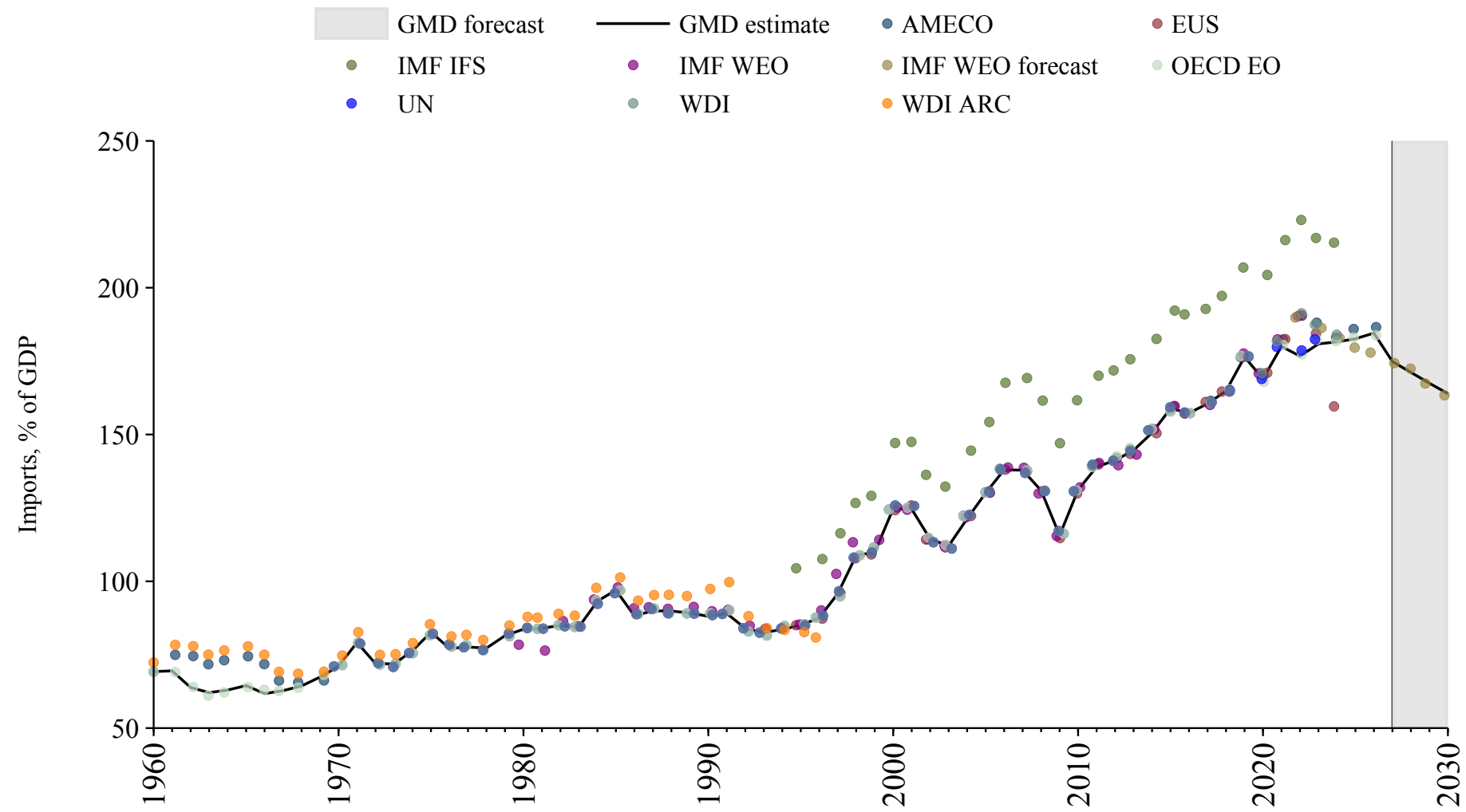
Lithuania

| Source | Time span | Notes |
|--|-------------|--|
| World Bank (Archives) (1999) | 1987 - 1989 | Spliced using overlapping data in 1990. |
| United Nations (2024) | 1990 - 1994 | Spliced using overlapping data in 1995. |
| OECD Economic Outlook (2024) | 1995 - 2026 | Baseline source, overlaps with base year 2018. |
| WEO (2024b) | 2027 - 2030 | Spliced using overlapping data in 2031. |



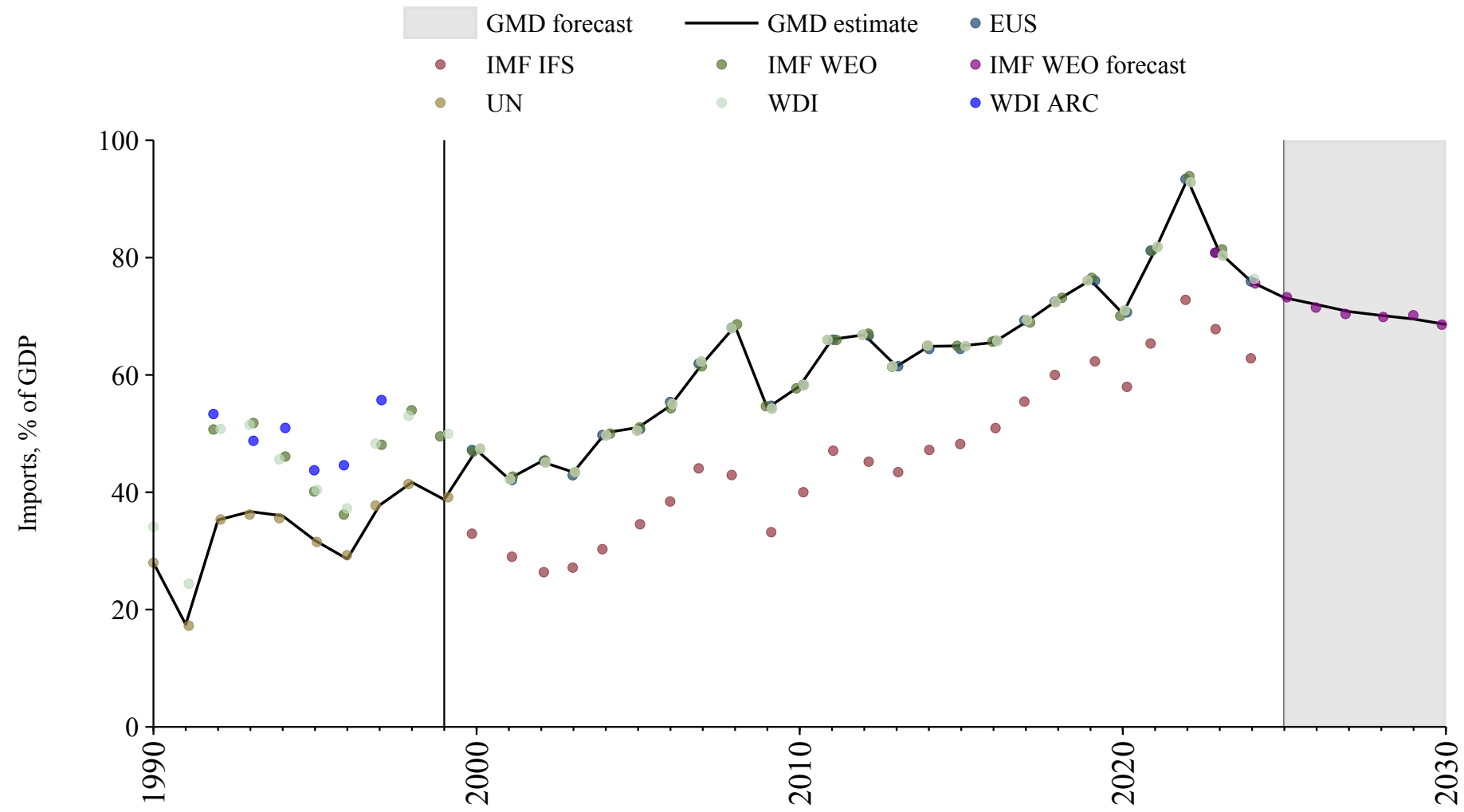
Luxembourg

| Source | Time span | Notes |
|--|-------------|--|
| OECD Economic Outlook (2024) | 1960 - 2026 | Baseline source, overlaps with base year 2018. |
| WEO (2024b) | 2027 - 2030 | Spliced using overlapping data in 2031. |



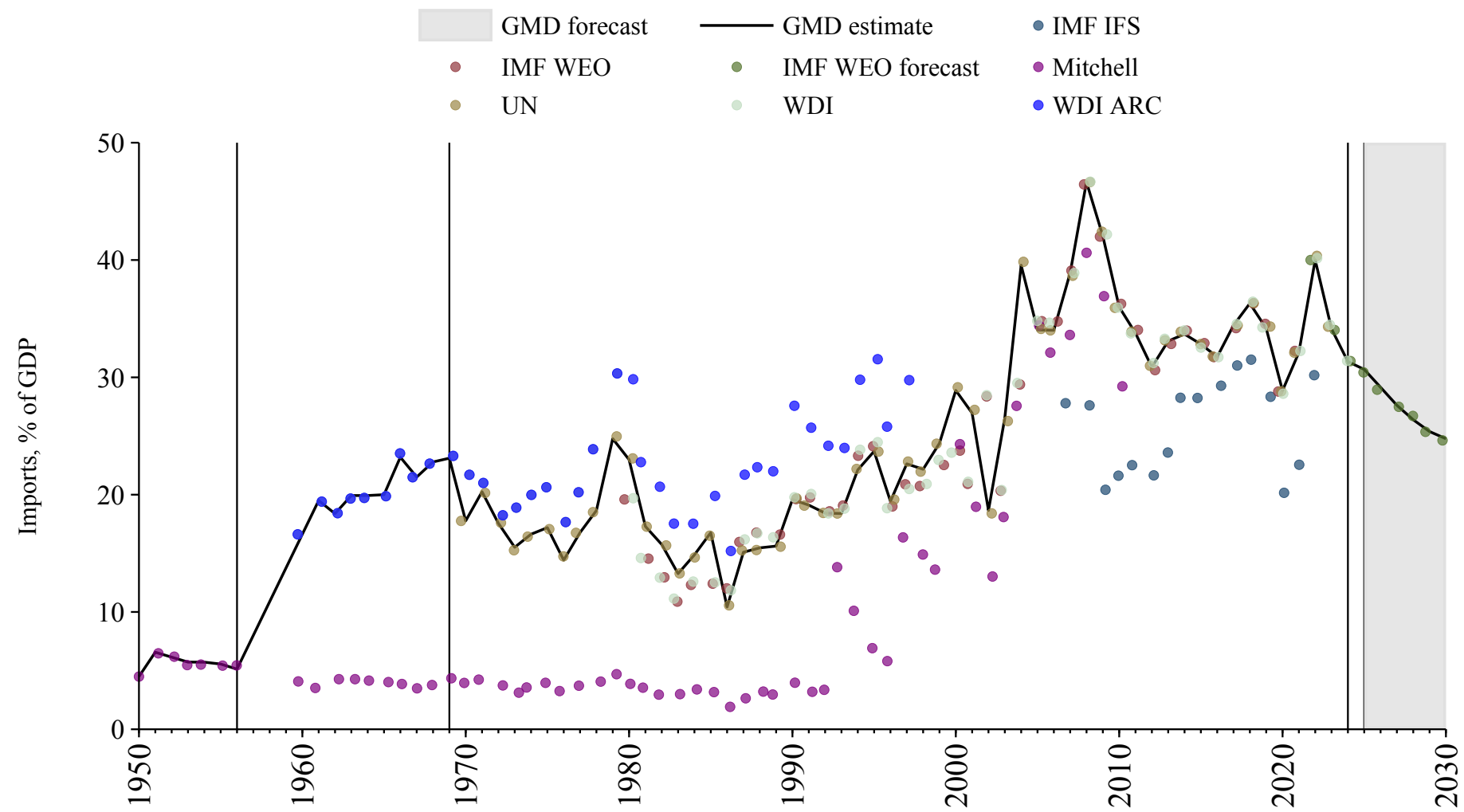
Macedonia

| Source | Time span | Notes |
|---------------------------------------|-------------|--|
| United Nations (2024) | 1990 - 1999 | Spliced using overlapping data in 2000. |
| Commission (2024) | 2000 - 2024 | Baseline source, overlaps with base year 2018. |
| WEO (2024b) | 2025 - 2030 | Spliced using overlapping data in 2031. |



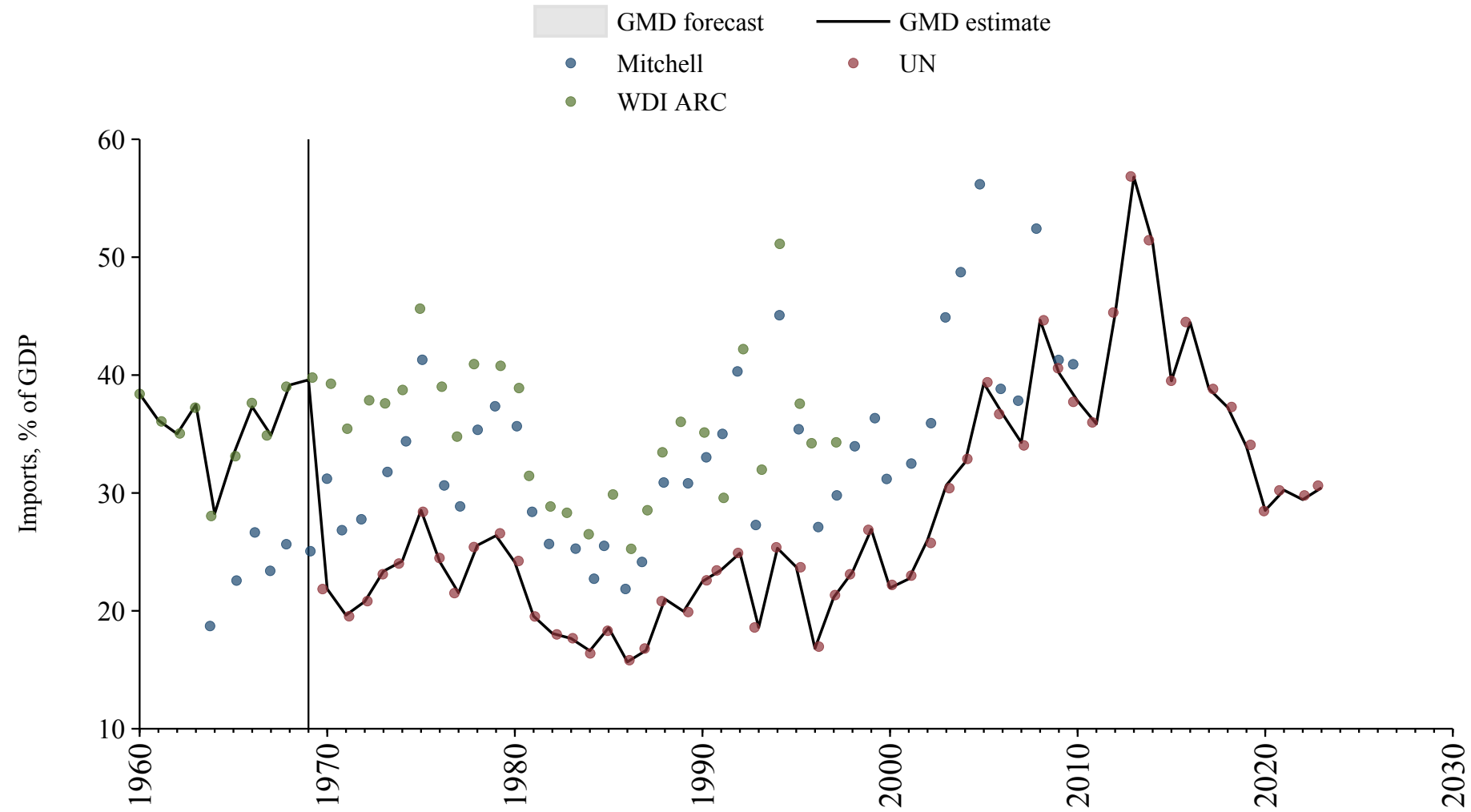
Madagascar

| Source | Time span | Notes |
|---------------------------------------|-------------|--|
| Mitchell (2013) | 1950 - 1956 | Spliced using overlapping data in 1957. |
| World Bank (2024) | 1957 - 1969 | Spliced using overlapping data in 1970. |
| United Nations (2024) | 1970 - 2023 | Baseline source, overlaps with base year 2018. |
| World Bank (2024) | 2024 - 2024 | Spliced using overlapping data in 2025. |
| WEO (2024b) | 2025 - 2030 | Spliced using overlapping data in 2031. |



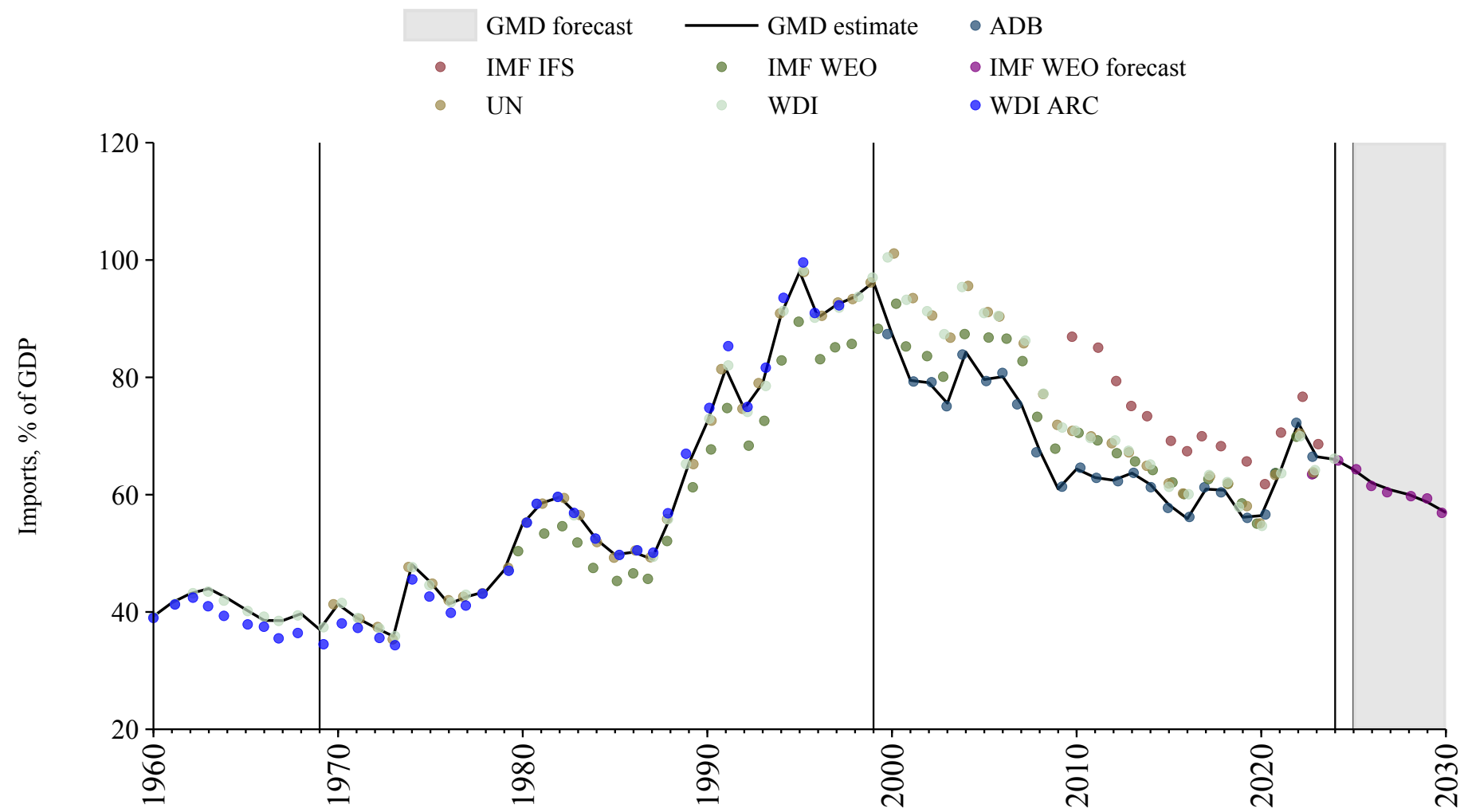
Malawi

| Source | Time span | Notes |
|--|-------------|--|
| World Bank (Archives) (1999) | 1960 - 1969 | Spliced using overlapping data in 1970. |
| United Nations (2024) | 1970 - 2023 | Baseline source, overlaps with base year 2018. |



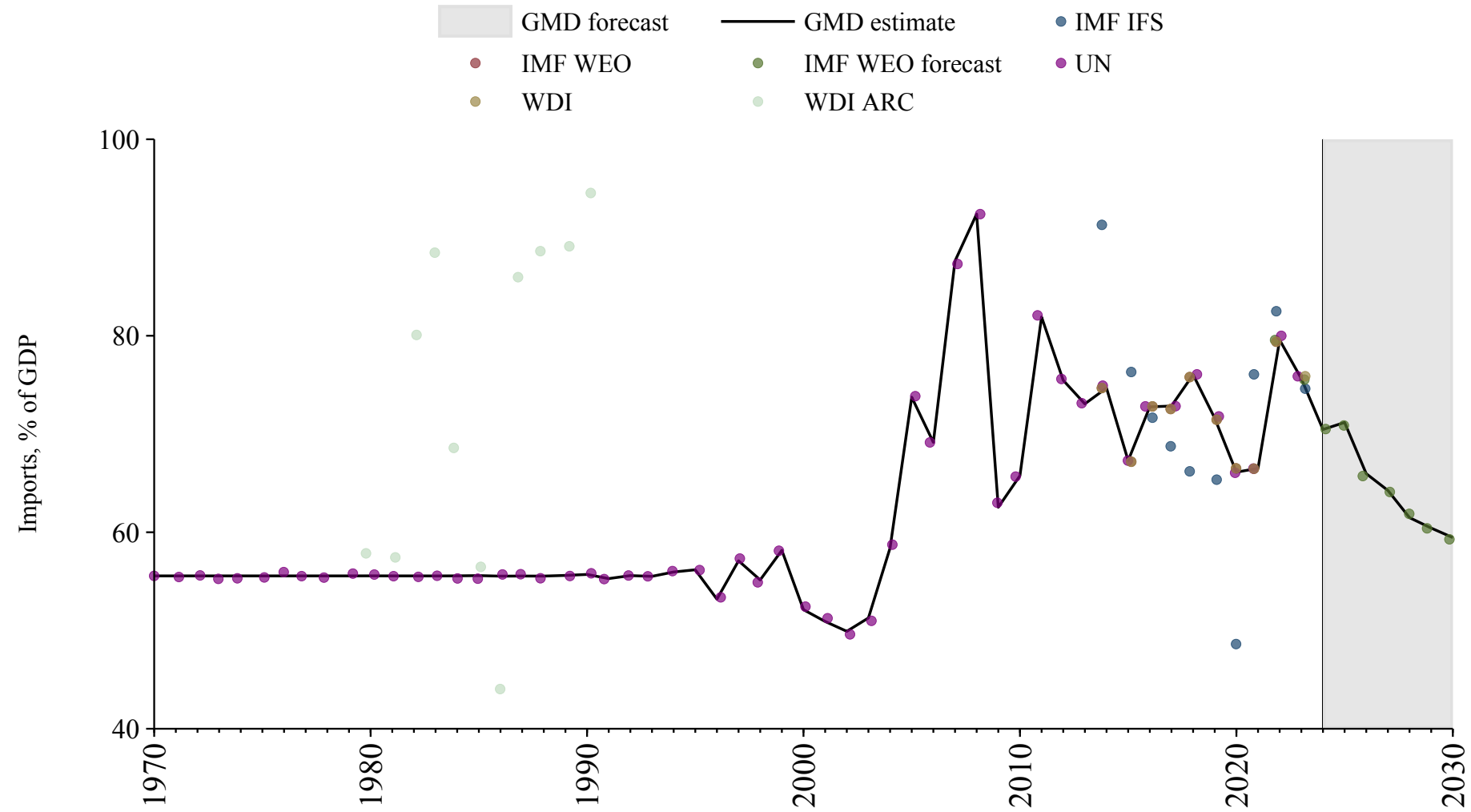
Malaysia

| Source | Time span | Notes |
|---|-------------|--|
| World Bank (2024) | 1960 - 1969 | Spliced using overlapping data in 1970. |
| United Nations (2024) | 1970 - 1999 | Spliced using overlapping data in 2000. |
| Asian Development Bank (2024) | 2000 - 2023 | Baseline source, overlaps with base year 2018. |
| World Bank (2024) | 2024 - 2024 | Spliced using overlapping data in 2025. |
| WEO (2024b) | 2025 - 2030 | Spliced using overlapping data in 2031. |



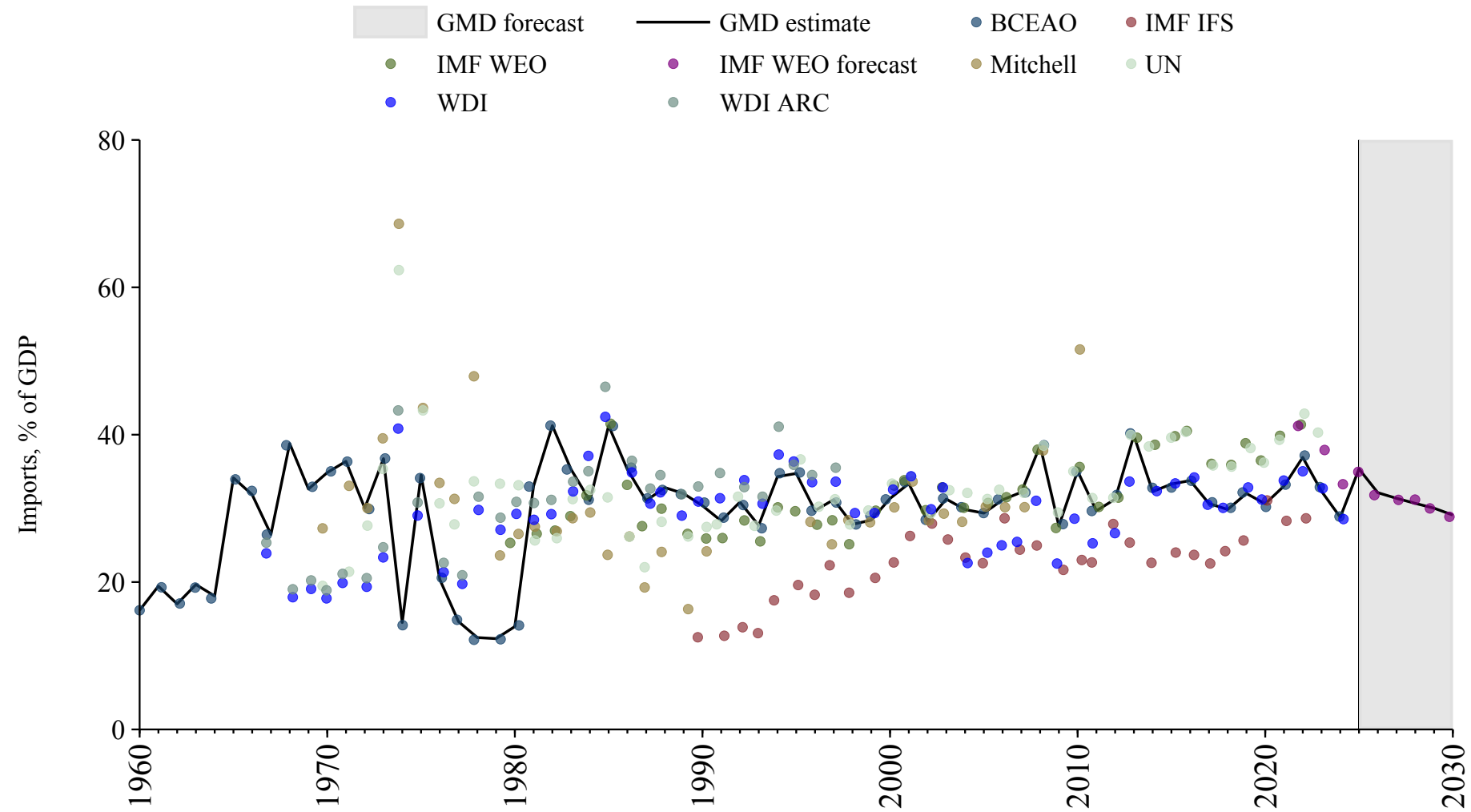
Maldives

| Source | Time span | Notes |
|---------------------------------------|-------------|--|
| United Nations (2024) | 1970 - 2023 | Baseline source, overlaps with base year 2018. |
| WEO (2024b) | 2024 - 2030 | Spliced using overlapping data in 2031. |



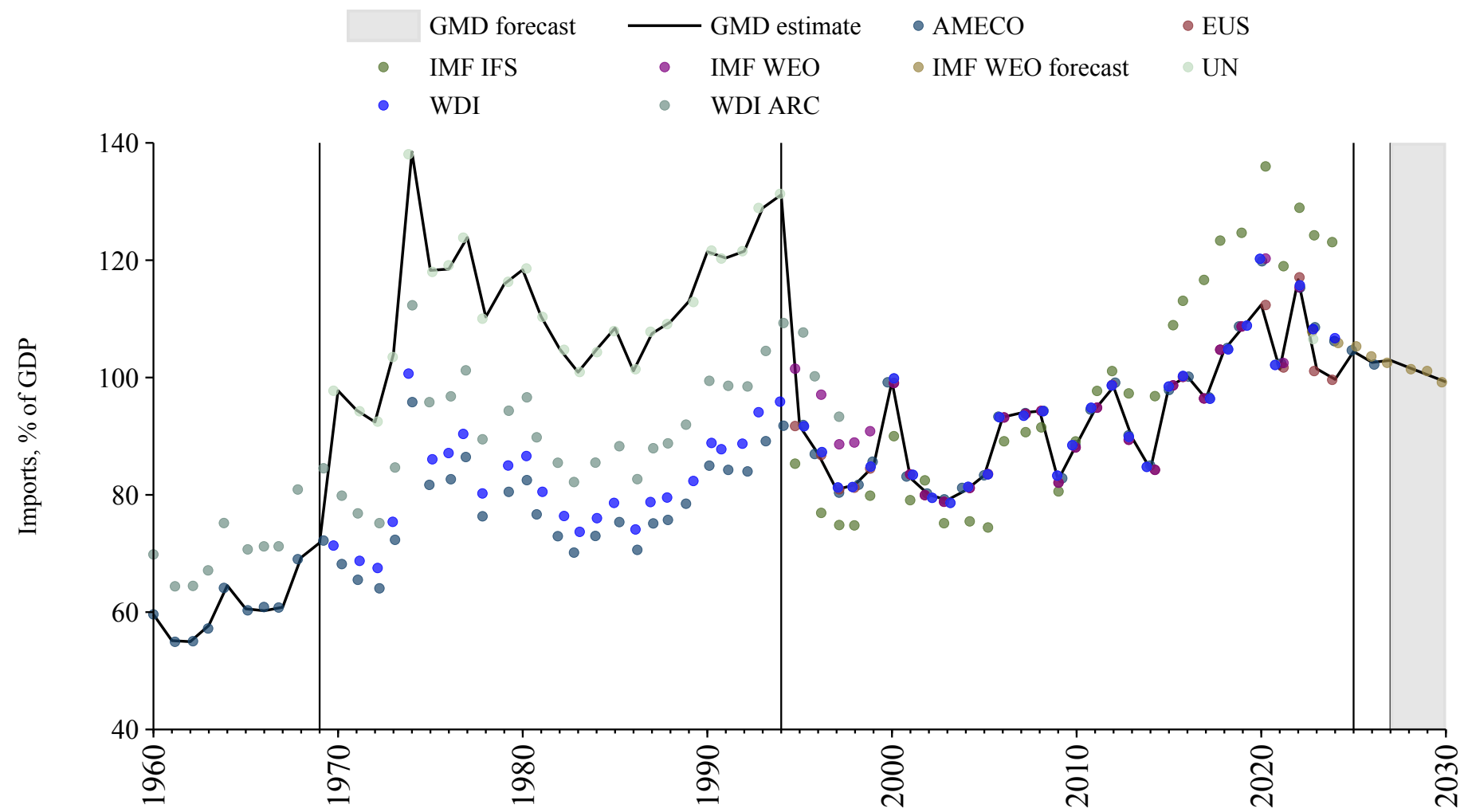
Mali

| Source | Time span | Notes |
|--|-------------|--|
| Banque centrale des États de l'Afrique de l'Ouest (2024) | 1960 - 2024 | Baseline source, overlaps with base year 2018. |
| WEO (2024b) | 2025 - 2030 | Spliced using overlapping data in 2031. |



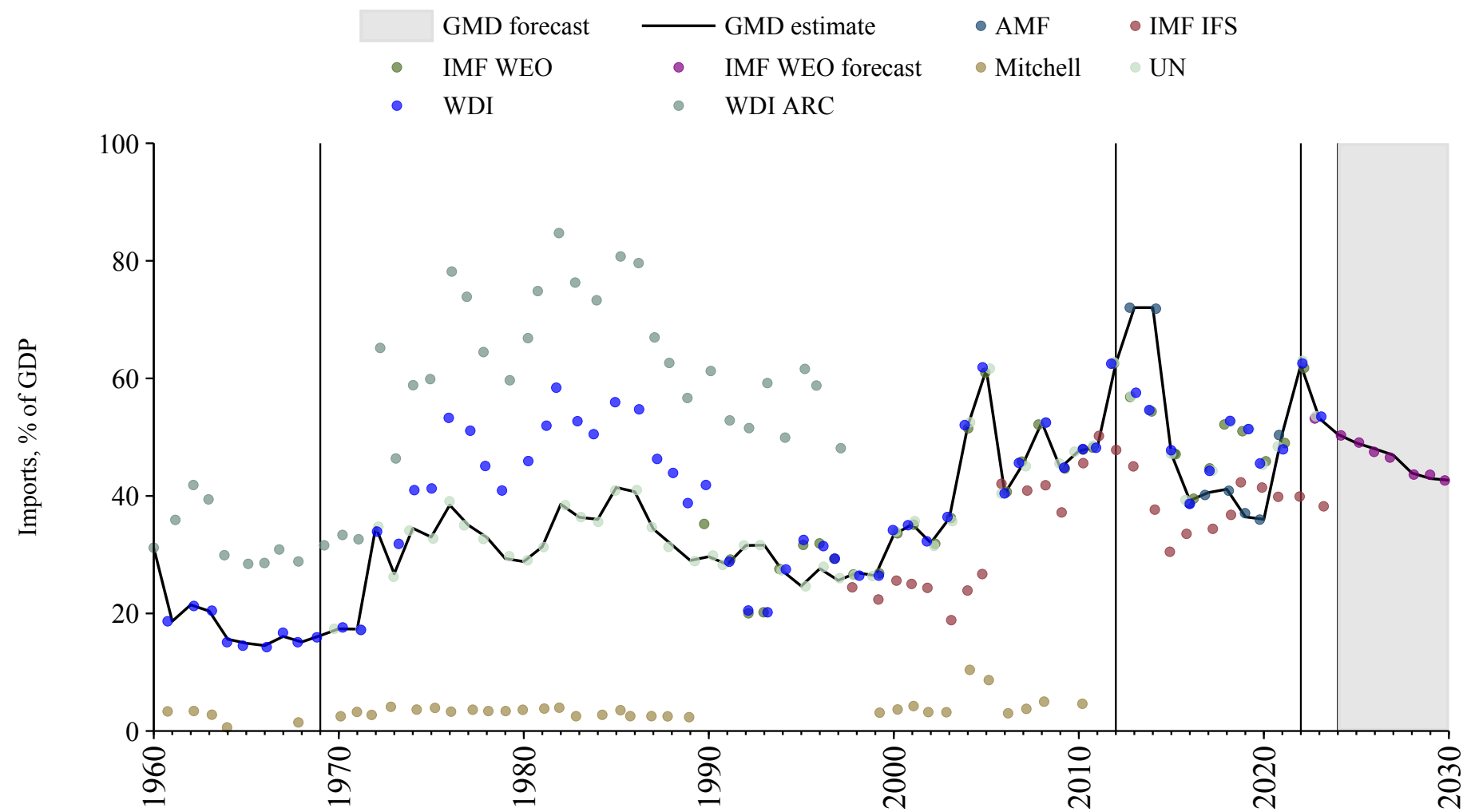
Malta

| Source | Time span | Notes |
|--|-------------|--|
| European Commission (2024) | 1960 - 1969 | Spliced using overlapping data in 1970. |
| United Nations (2024) | 1970 - 1994 | Spliced using overlapping data in 1995. |
| Commission (2024) | 1995 - 2024 | Baseline source, overlaps with base year 2018. |
| European Commission (2024) | 2025 - 2026 | Spliced using overlapping data in 2027. |
| WEO (2024b) | 2027 - 2030 | Spliced using overlapping data in 2031. |



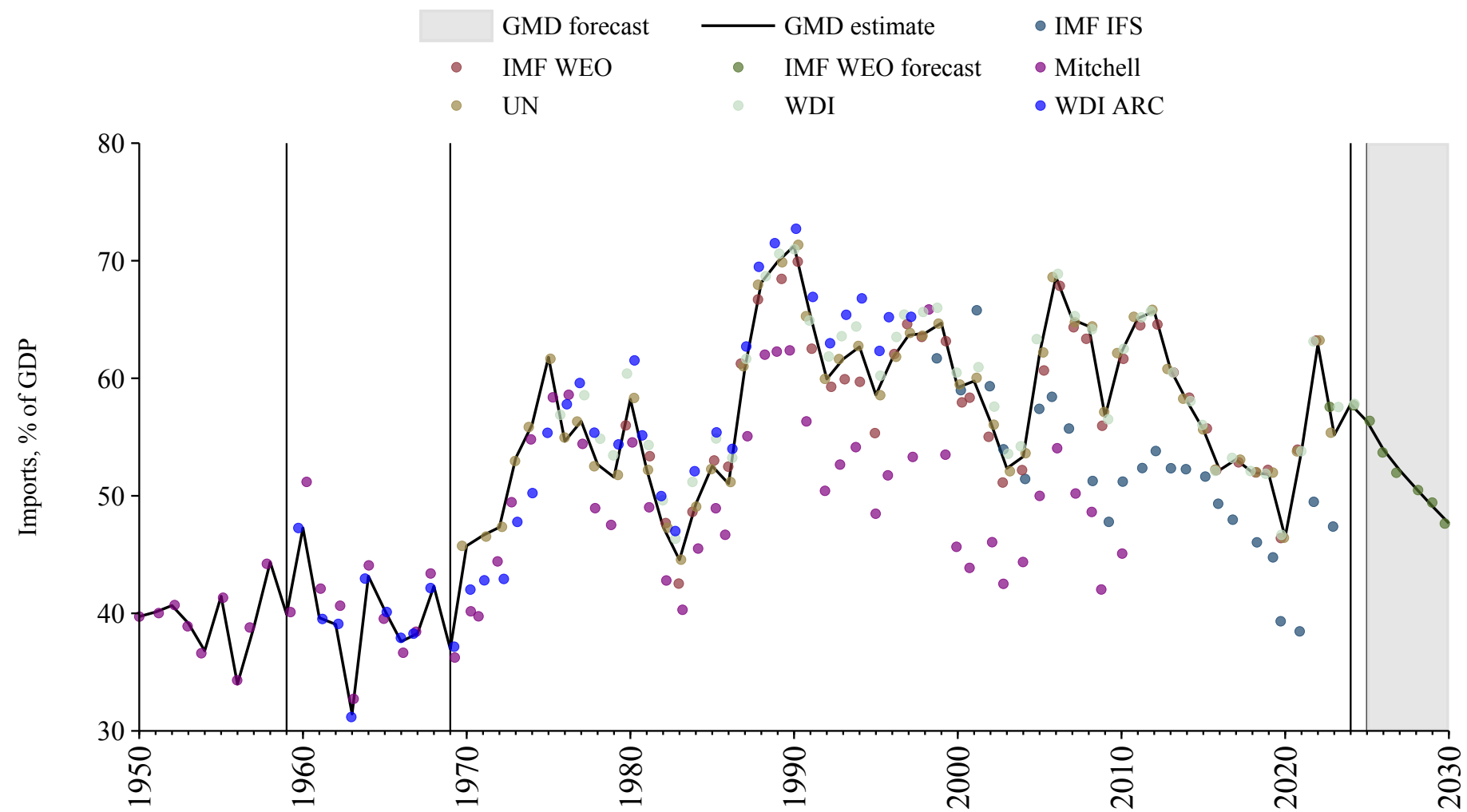
Mauritania

| Source | Time span | Notes |
|--|-------------|--|
| World Bank (Archives) (1999) | 1960 - 1960 | Spliced using overlapping data in 1961. |
| World Bank (2024) | 1961 - 1969 | Spliced using overlapping data in 1970. |
| United Nations (2024) | 1970 - 2012 | Spliced using overlapping data in 2013. |
| Arab Monetary Fund (2024) | 2013 - 2021 | Baseline source, overlaps with base year 2018. |
| United Nations (2024) | 2022 - 2023 | Spliced using overlapping data in 2024. |
| WEO (2024b) | 2024 - 2030 | Spliced using overlapping data in 2031. |



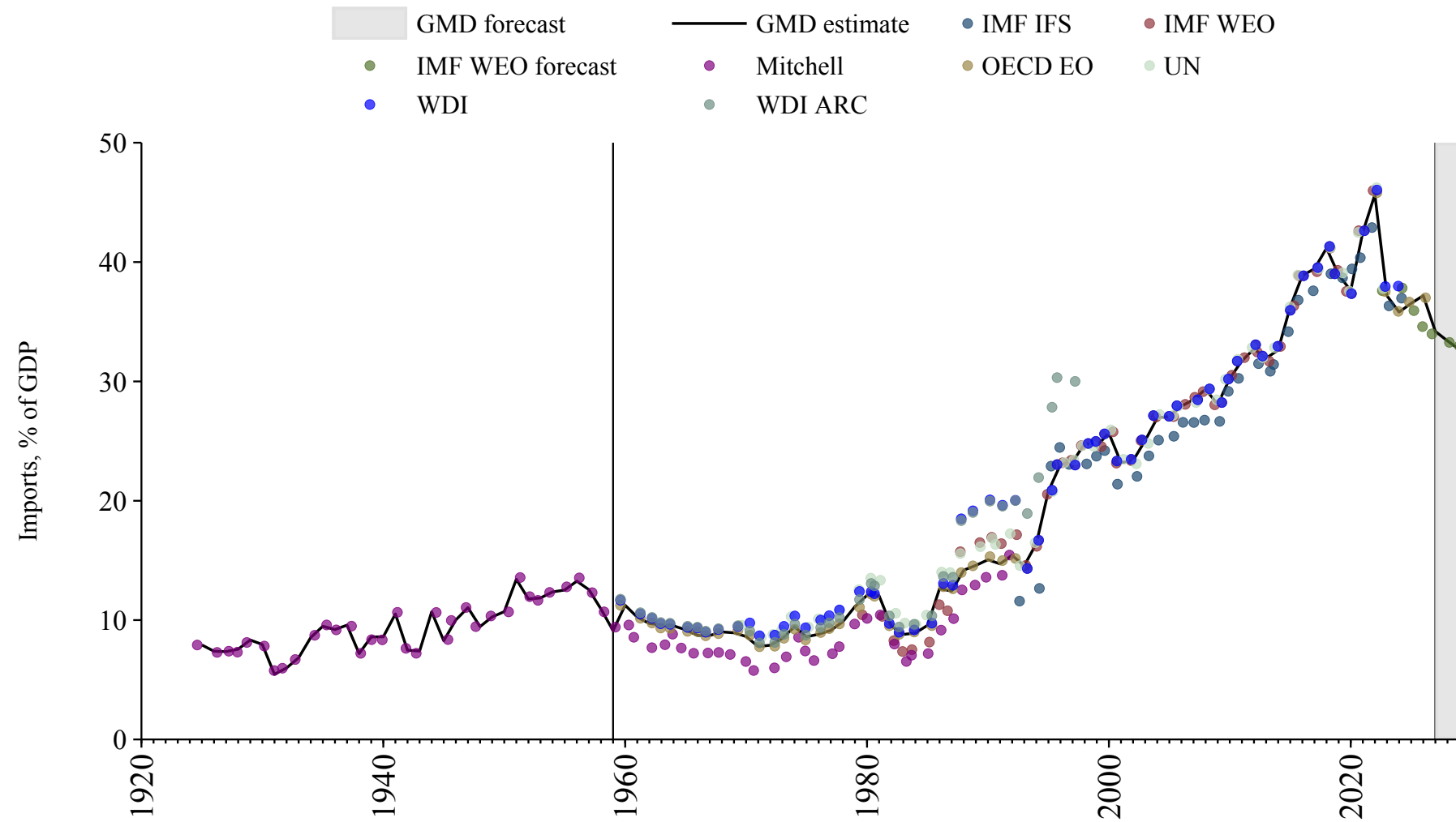
Mauritius

| Source | Time span | Notes |
|--|-------------|--|
| Mitchell (2013) | 1950 - 1959 | Spliced using overlapping data in 1960. |
| World Bank (Archives) (1999) | 1960 - 1969 | Spliced using overlapping data in 1970. |
| United Nations (2024) | 1970 - 2023 | Baseline source, overlaps with base year 2018. |
| World Bank (2024) | 2024 - 2024 | Spliced using overlapping data in 2025. |
| WEO (2024b) | 2025 - 2030 | Spliced using overlapping data in 2031. |



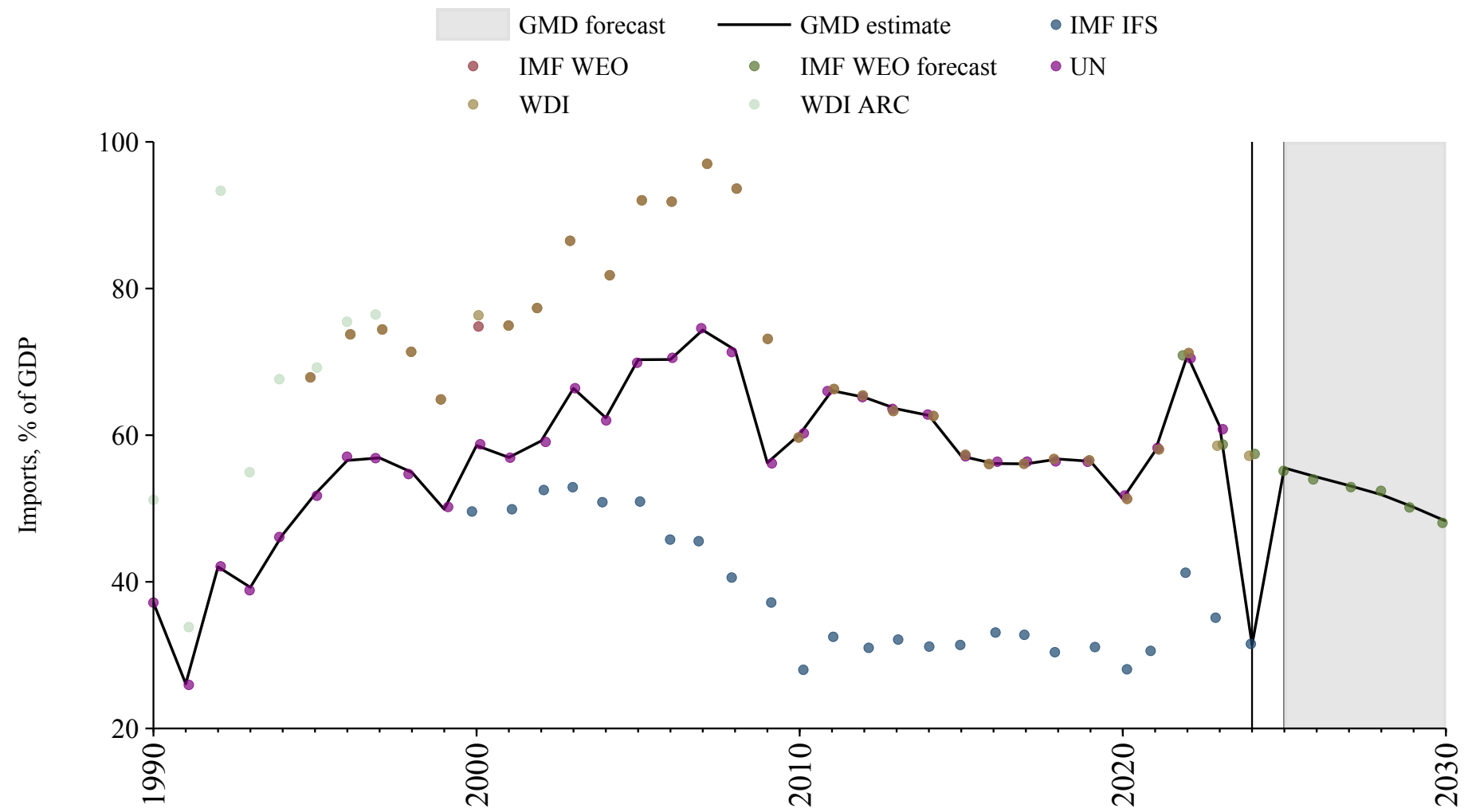
Mexico

| Source | Time span | Notes |
|--|-------------|--|
| Mitchell (2013) | 1925 - 1959 | Spliced using overlapping data in 1960. |
| OECD Economic Outlook (2024) | 1960 - 2026 | Baseline source, overlaps with base year 2018. |
| WEO (2024b) | 2027 - 2030 | Spliced using overlapping data in 2031. |



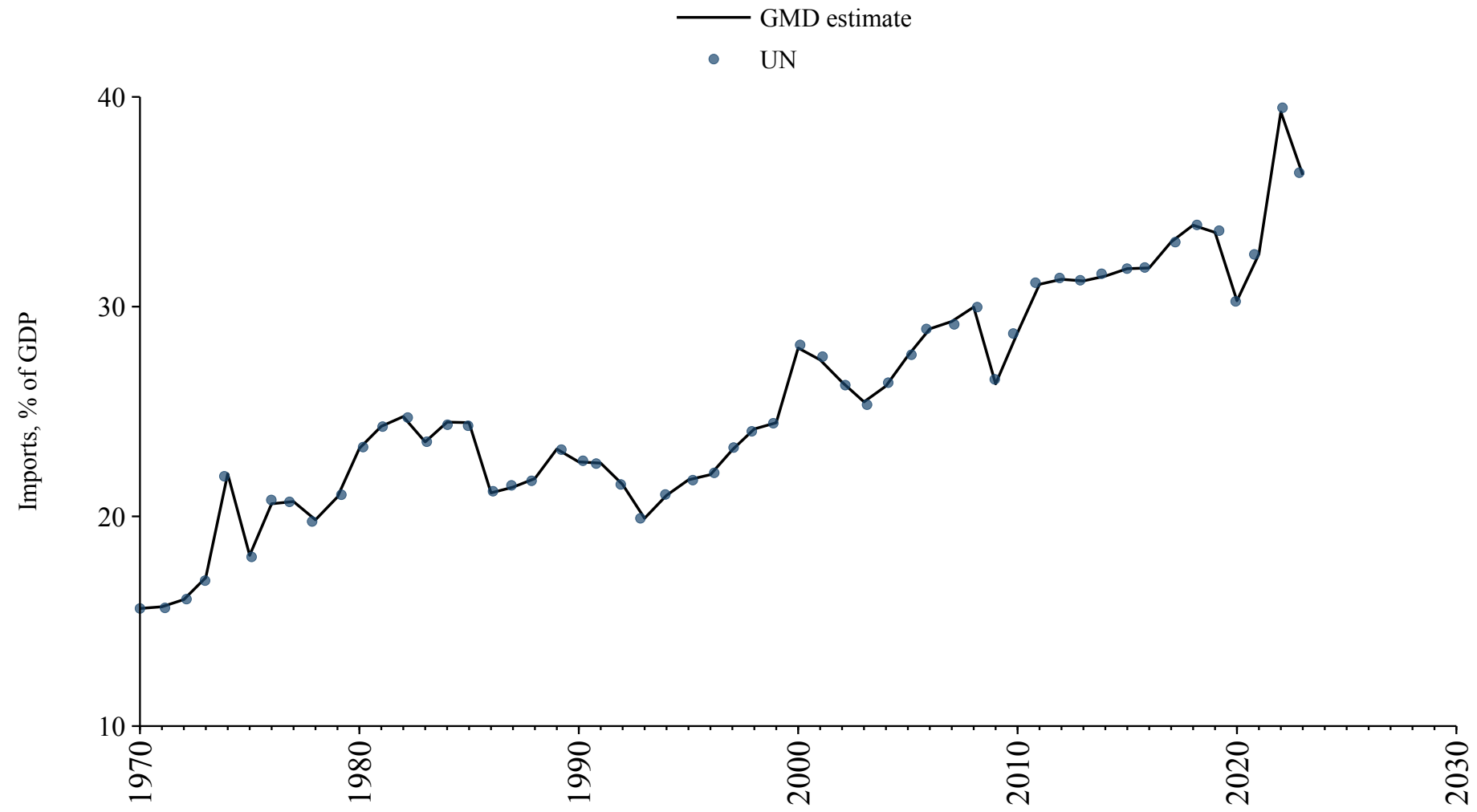
Moldova

| Source | Time span | Notes |
|--|-------------|--|
| United Nations (2024) | 1990 - 2023 | Baseline source, overlaps with base year 2018. |
| International Monetary Fund (2025) | 2024 - 2024 | Spliced using overlapping data in 2025. |
| WEO (2024b) | 2025 - 2030 | Spliced using overlapping data in 2031. |



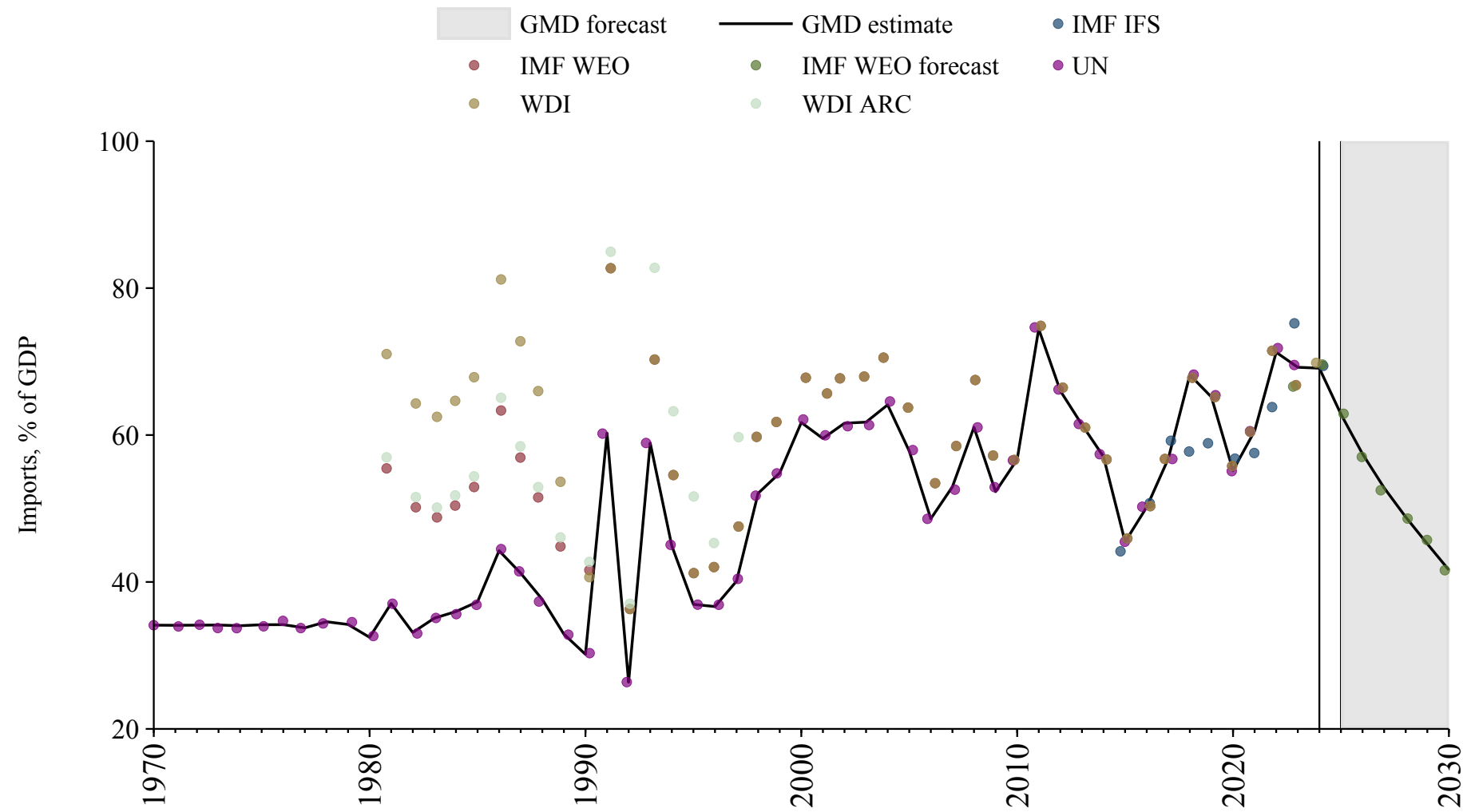
Monaco

| Source | Time span | Notes |
|---------------------------------------|-------------|--|
| United Nations (2024) | 1970 - 2023 | Baseline source, overlaps with base year 2018. |



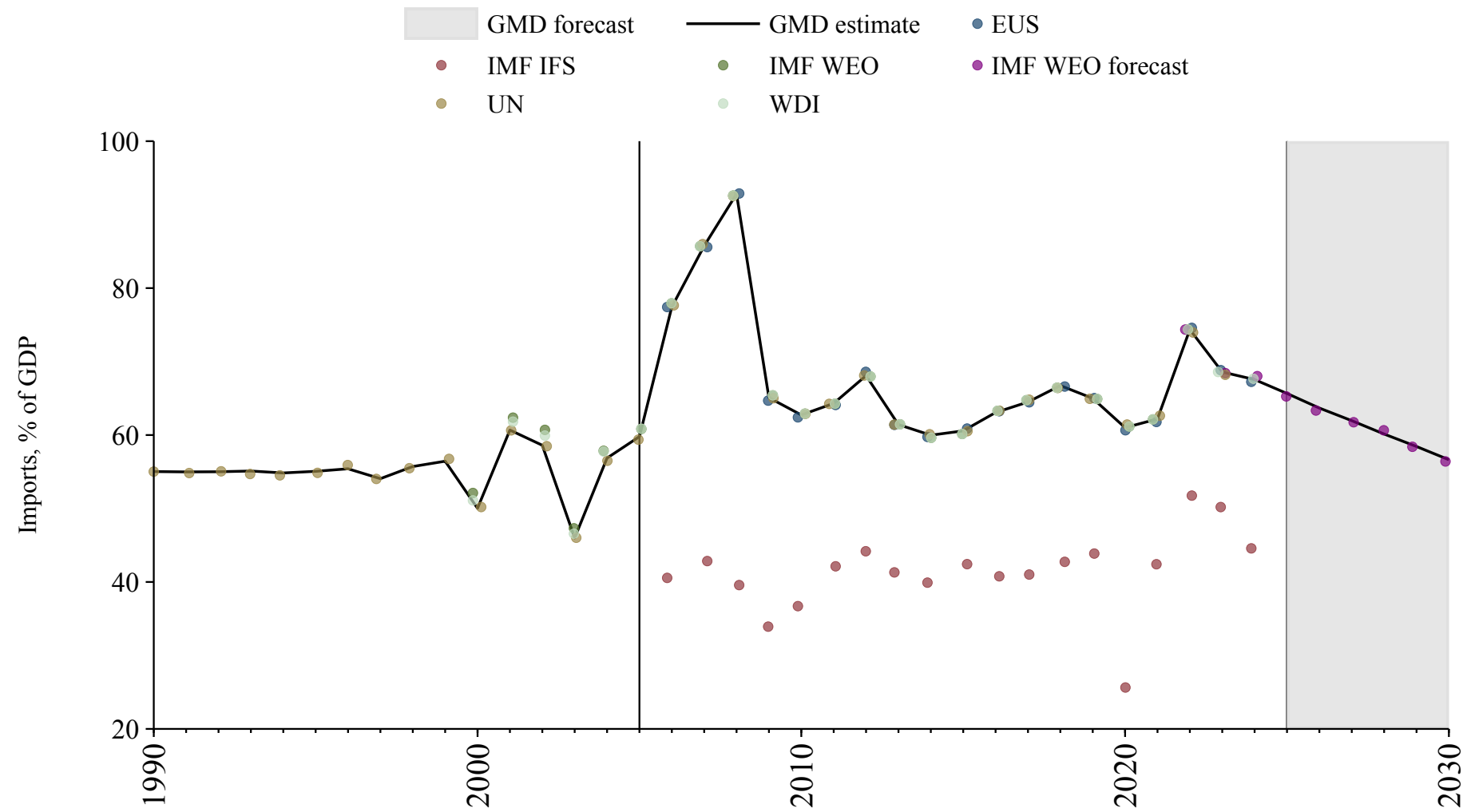
Mongolia

| Source | Time span | Notes |
|--|-------------|--|
| United Nations (2024) | 1970 - 2023 | Baseline source, overlaps with base year 2018. |
| International Monetary Fund (2025) | 2024 - 2024 | Spliced using overlapping data in 2025. |
| WEO (2024b) | 2025 - 2030 | Spliced using overlapping data in 2031. |



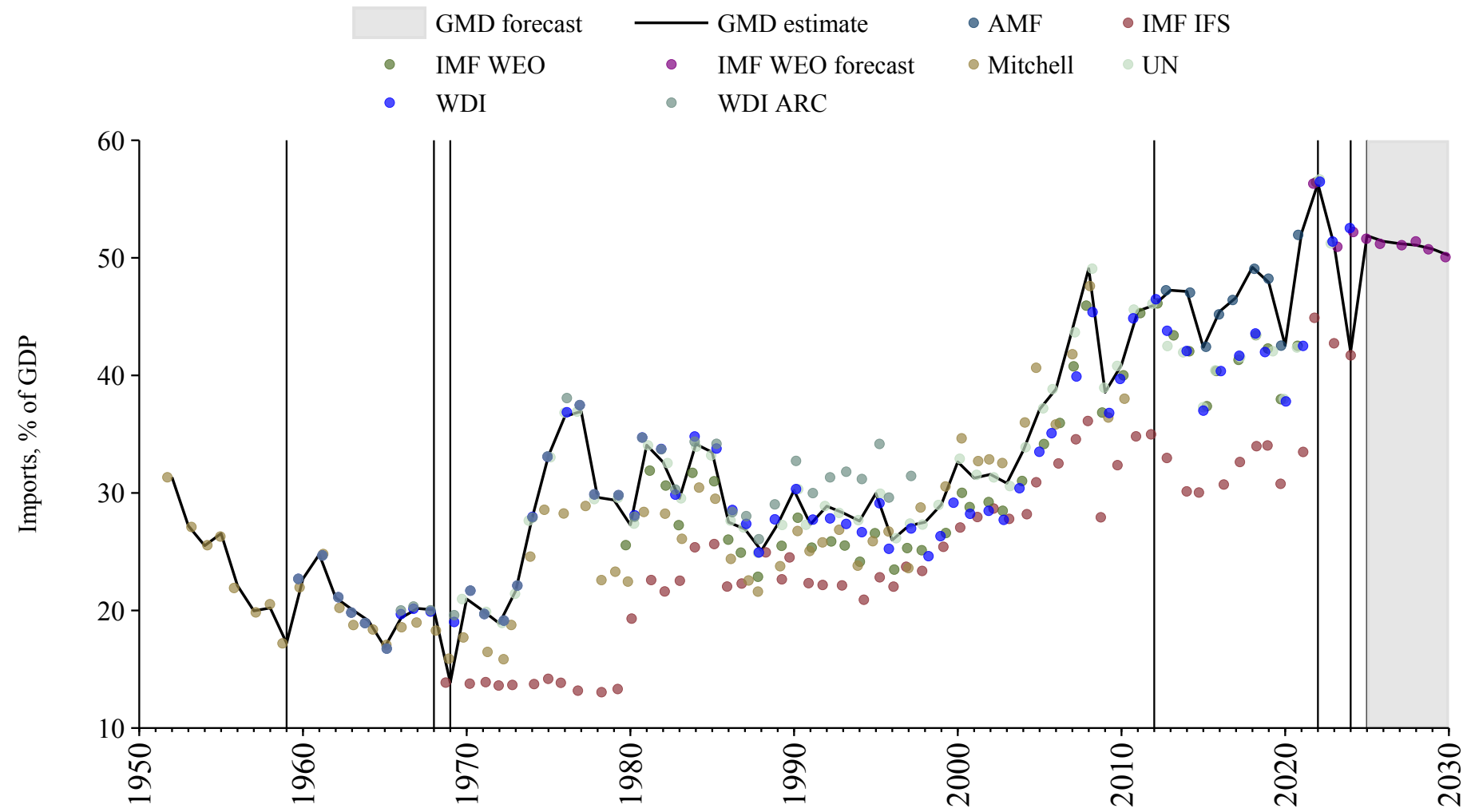
Montenegro

| Source | Time span | Notes |
|---------------------------------------|-------------|--|
| United Nations (2024) | 1990 - 2005 | Spliced using overlapping data in 2006. |
| Commission (2024) | 2006 - 2024 | Baseline source, overlaps with base year 2018. |
| WEO (2024b) | 2025 - 2030 | Spliced using overlapping data in 2031. |



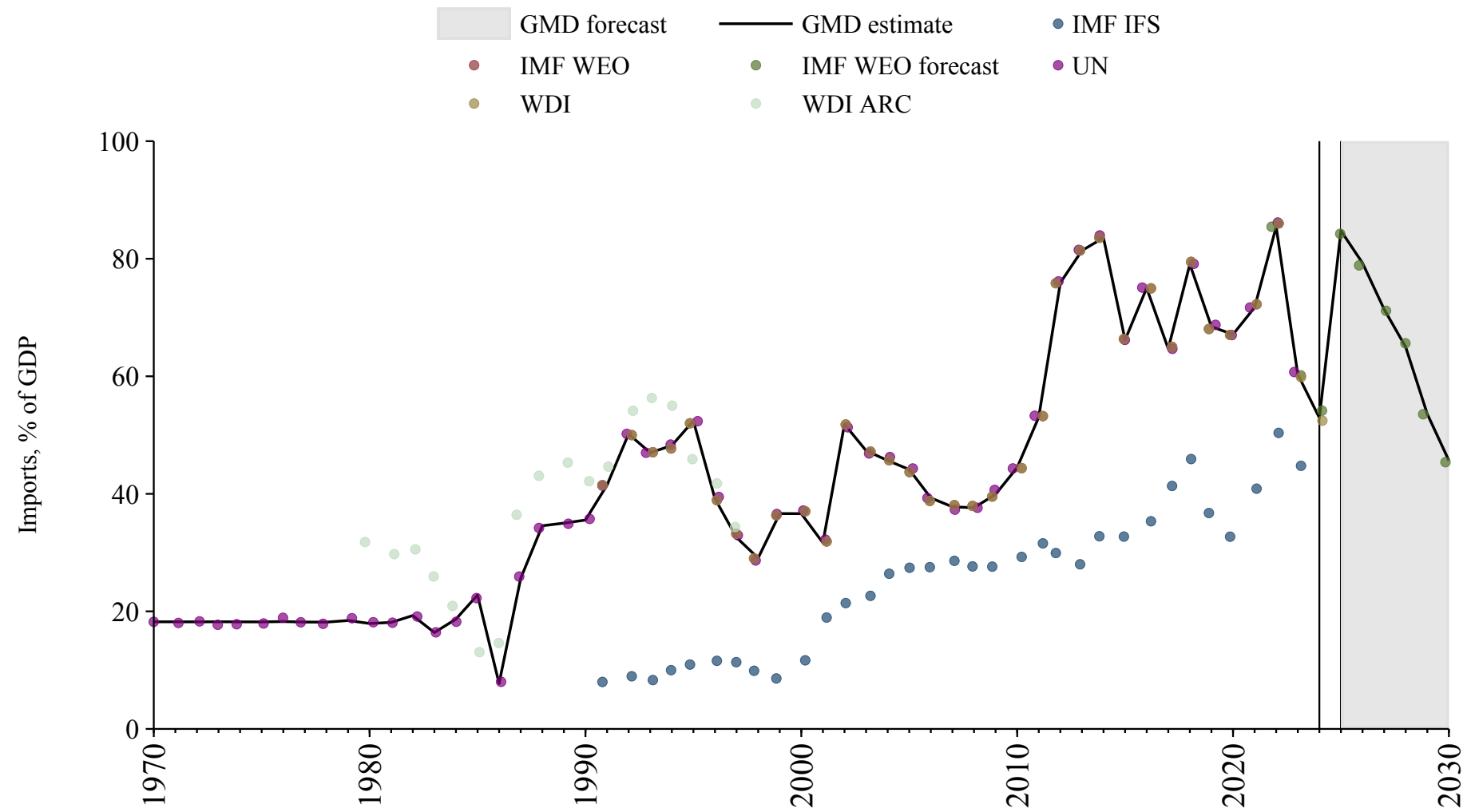
Morocco

| Source | Time span | Notes |
|--|-------------|--|
| Mitchell (2013) | 1952 - 1959 | Spliced using overlapping data in 1960. |
| World Bank (2024) | 1960 - 1968 | Spliced using overlapping data in 1969. |
| International Monetary Fund (2025) | 1969 - 1969 | Spliced using overlapping data in 1970. |
| United Nations (2024) | 1970 - 2012 | Spliced using overlapping data in 2013. |
| Arab Monetary Fund (2024) | 2013 - 2021 | Baseline source, overlaps with base year 2018. |
| United Nations (2024) | 2022 - 2023 | Spliced using overlapping data in 2024. |
| International Monetary Fund (2025) | 2024 - 2024 | Spliced using overlapping data in 2025. |
| WEO (2024b) | 2025 - 2030 | Spliced using overlapping data in 2031. |



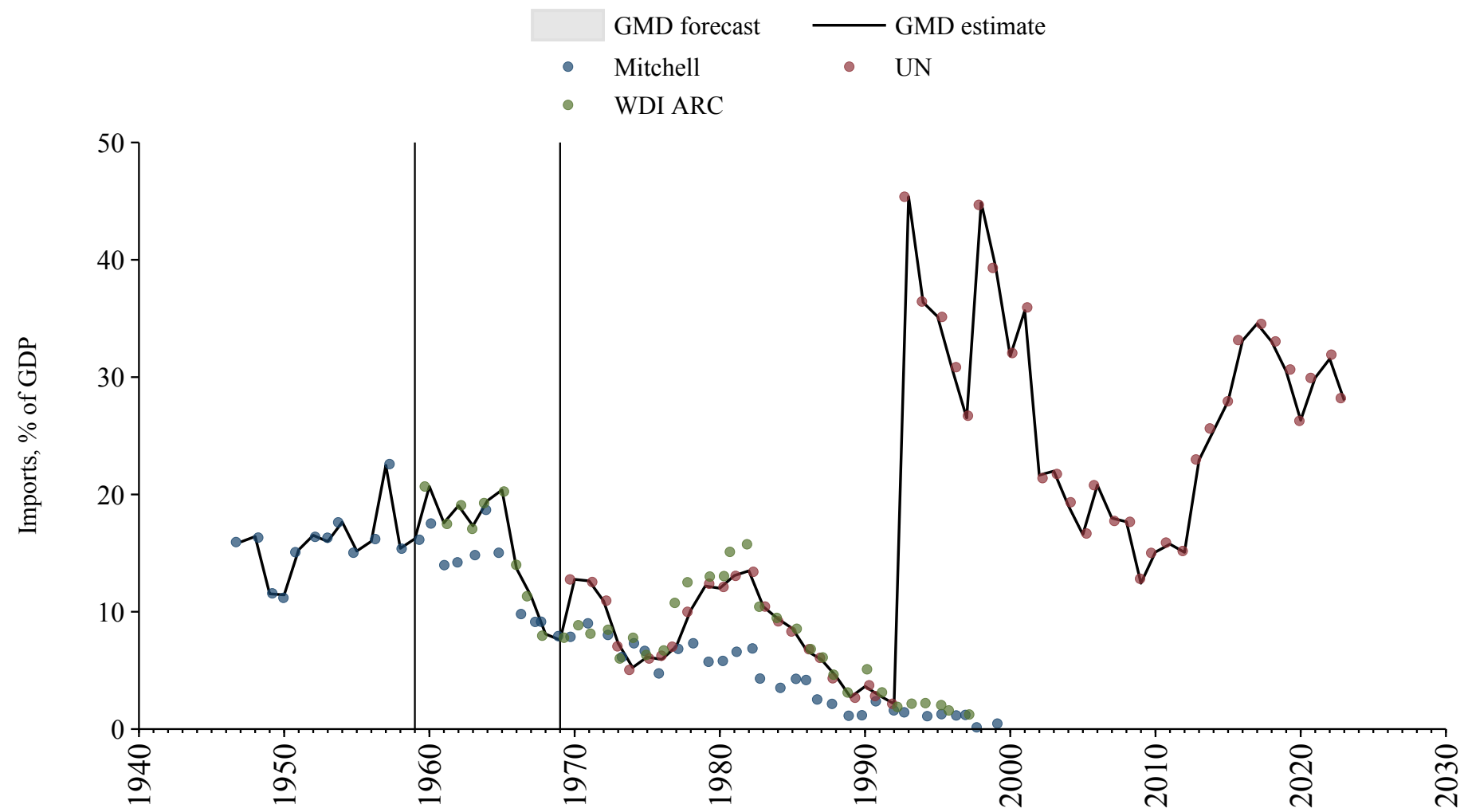
Mozambique

| Source | Time span | Notes |
|---------------------------------------|-------------|--|
| United Nations (2024) | 1970 - 2023 | Baseline source, overlaps with base year 2018. |
| World Bank (2024) | 2024 - 2024 | Spliced using overlapping data in 2025. |
| WEO (2024b) | 2025 - 2030 | Spliced using overlapping data in 2031. |



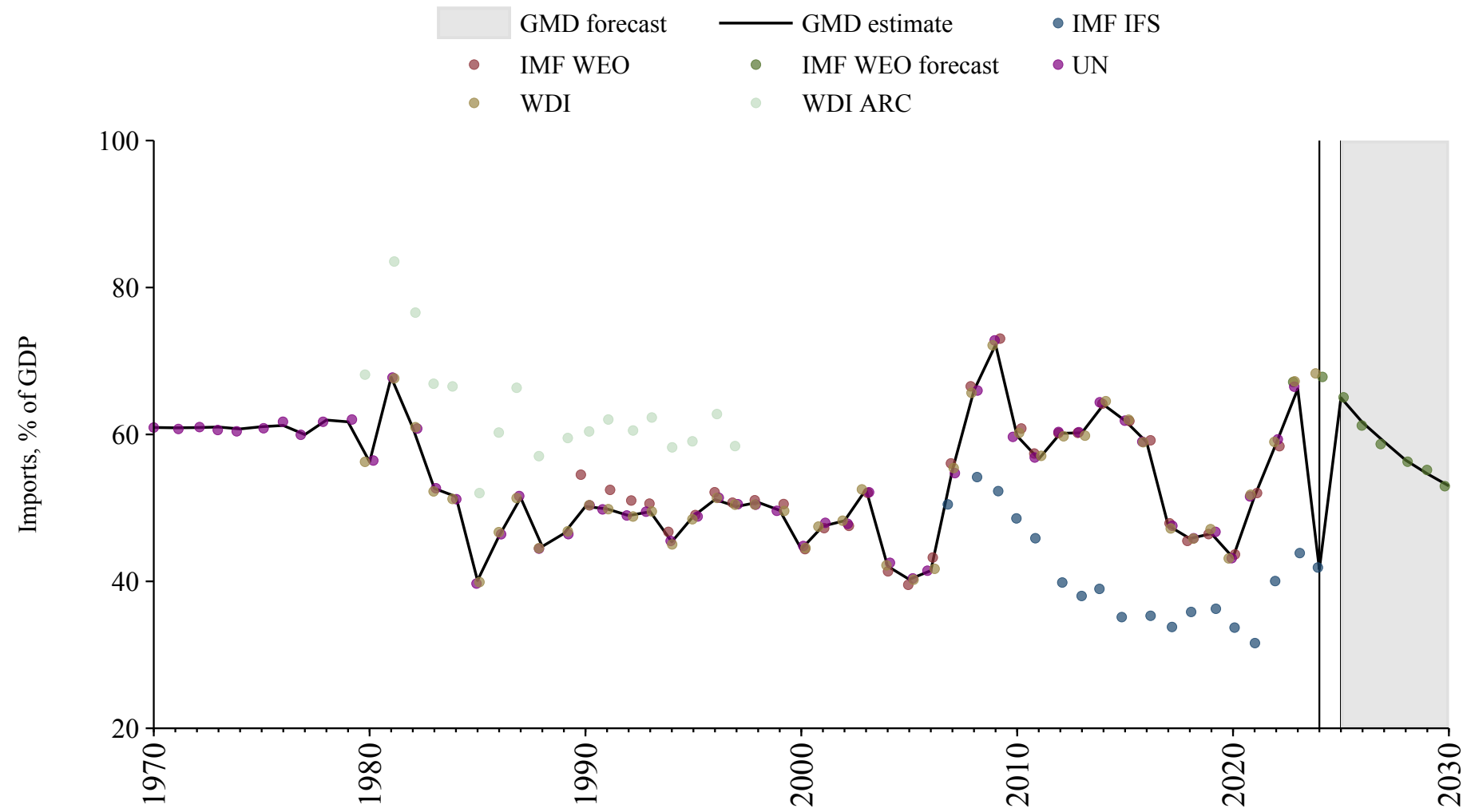
Myanmar

| Source | Time span | Notes |
|--|-------------|--|
| Mitchell (2013) | 1947 - 1959 | Spliced using overlapping data in 1960. |
| World Bank (Archives) (1999) | 1960 - 1969 | Spliced using overlapping data in 1970. |
| United Nations (2024) | 1970 - 2023 | Baseline source, overlaps with base year 2018. |



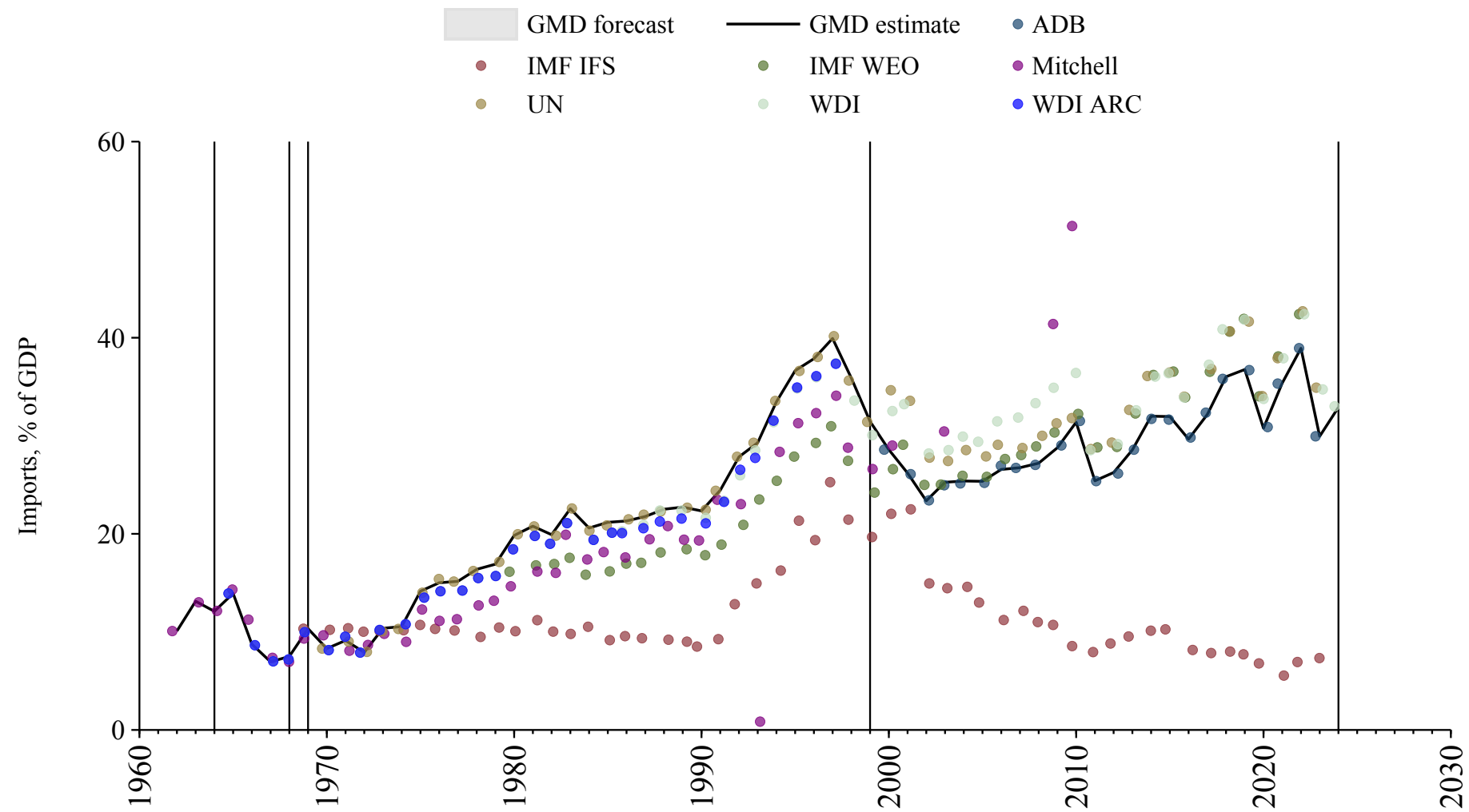
Namibia

| Source | Time span | Notes |
|--|-------------|--|
| United Nations (2024) | 1970 - 2023 | Baseline source, overlaps with base year 2018. |
| International Monetary Fund (2025) | 2024 - 2024 | Spliced using overlapping data in 2025. |
| WEO (2024b) | 2025 - 2030 | Spliced using overlapping data in 2031. |



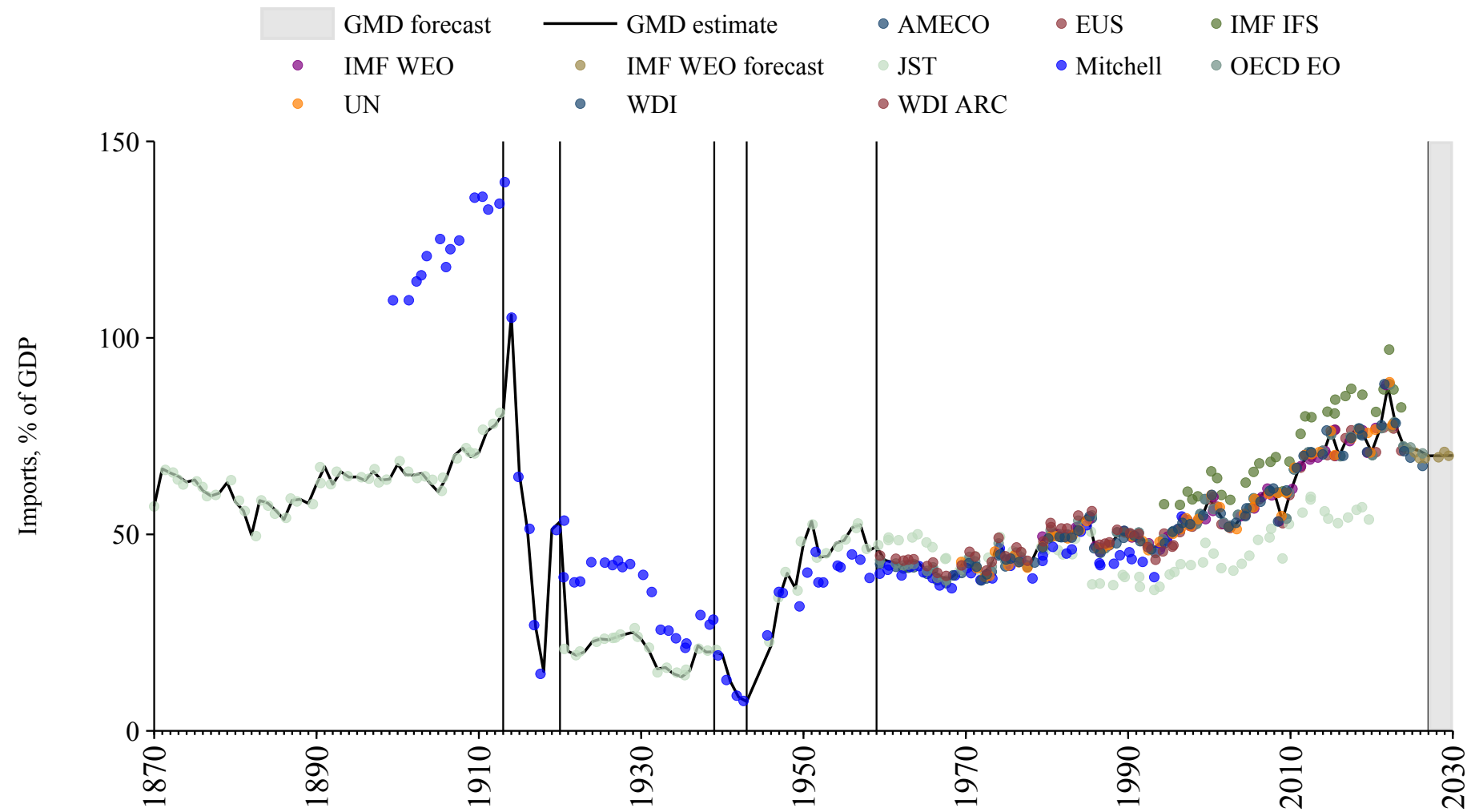
Nepal

| Source | Time span | Notes |
|--|-------------|--|
| Mitchell (2013) | 1962 - 1964 | Spliced using overlapping data in 1965. |
| World Bank (2024) | 1965 - 1968 | Spliced using overlapping data in 1969. |
| International Monetary Fund (2025) | 1969 - 1969 | Spliced using overlapping data in 1970. |
| United Nations (2024) | 1970 - 1999 | Spliced using overlapping data in 2000. |
| Asian Development Bank (2024) | 2000 - 2023 | Baseline source, overlaps with base year 2018. |
| World Bank (2024) | 2024 - 2024 | Spliced using overlapping data in 2025. |



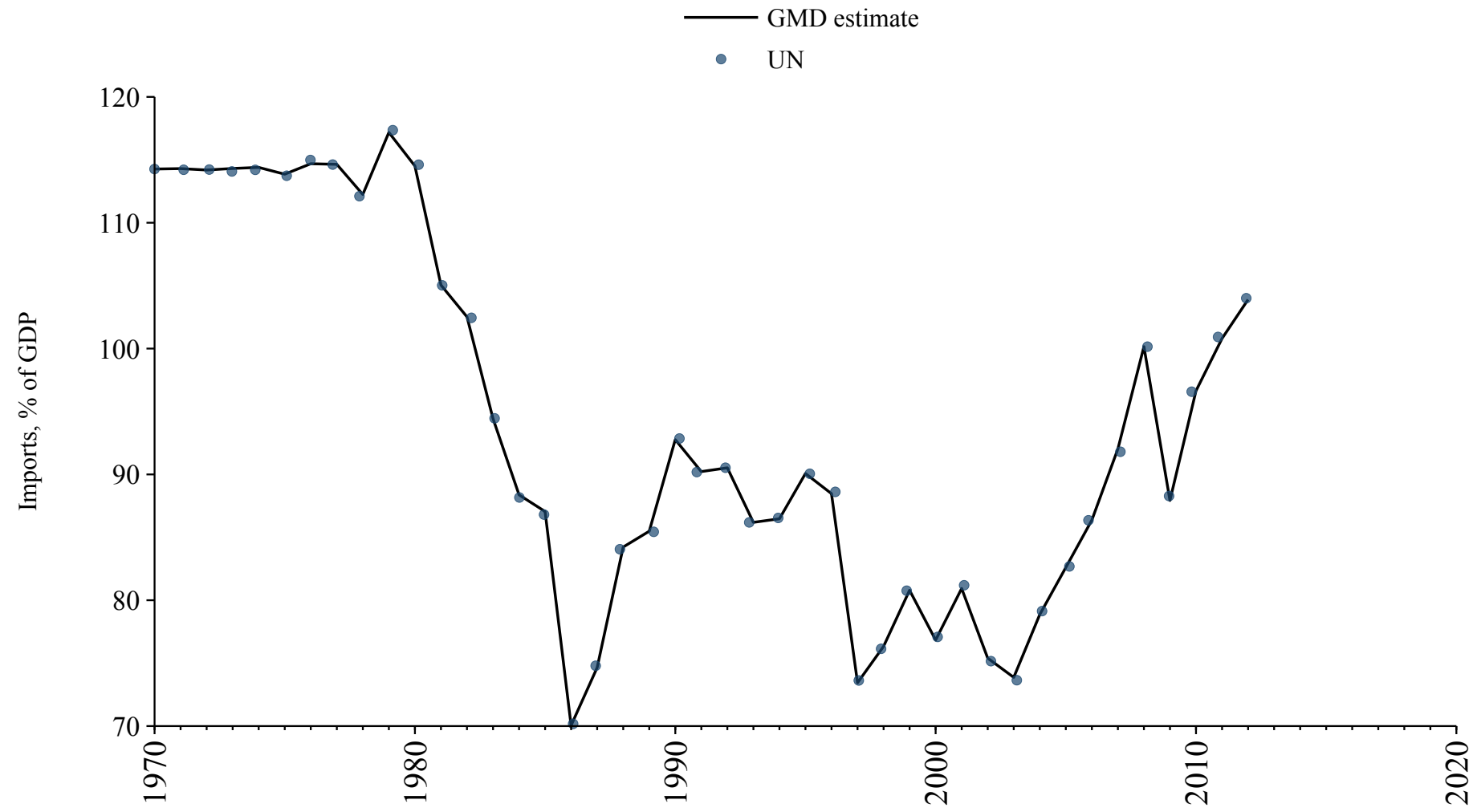
Netherlands

| Source | Time span | Notes |
|--|-------------|--|
| Jordà et al. (2017) | 1870 - 1913 | Spliced using overlapping data in 1914. |
| Mitchell (2013) | 1914 - 1920 | Spliced using overlapping data in 1921. |
| Jordà et al. (2017) | 1921 - 1939 | Spliced using overlapping data in 1940. |
| Mitchell (2013) | 1940 - 1943 | Spliced using overlapping data in 1944. |
| Jordà et al. (2017) | 1944 - 1959 | Spliced using overlapping data in 1960. |
| OECD Economic Outlook (2024) | 1960 - 2026 | Baseline source, overlaps with base year 2018. |
| WEO (2024b) | 2027 - 2030 | Spliced using overlapping data in 2031. |



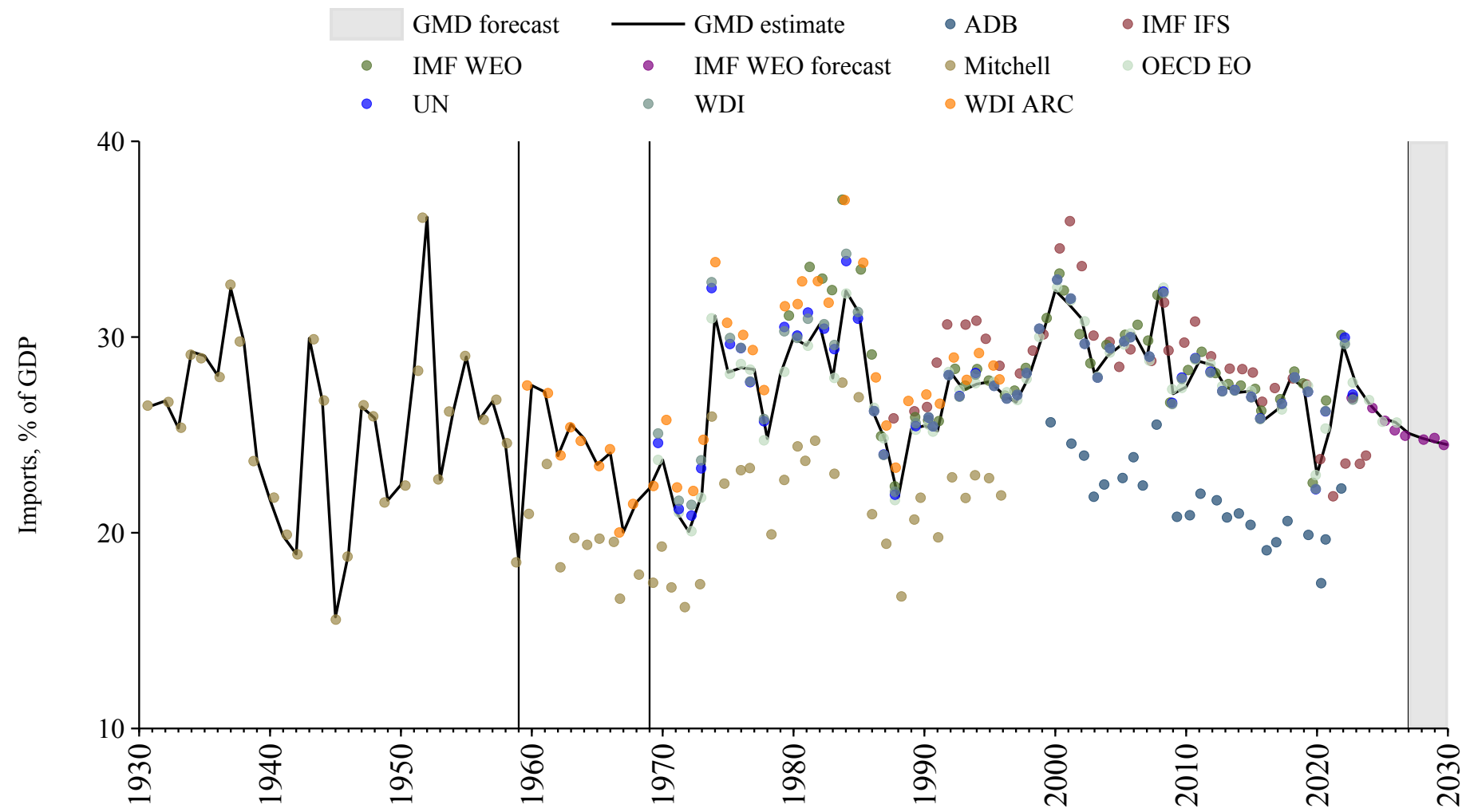
Netherlands Antilles

| Source | Time span | Notes |
|---------------------------------------|-------------|---|
| United Nations (2024) | 1970 - 2012 | Spliced using overlapping data in 2013. |



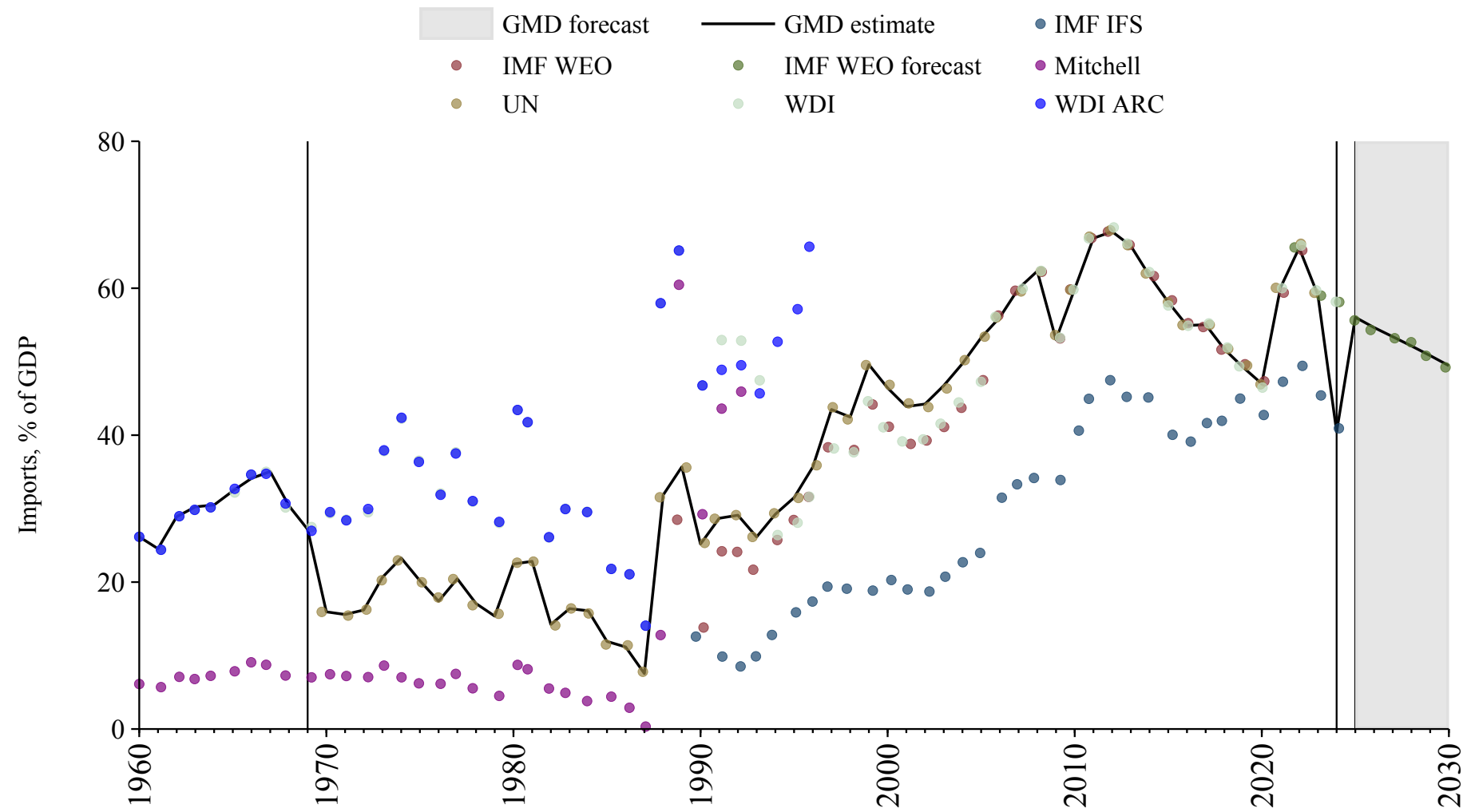
New Zealand

| Source | Time span | Notes |
|--|-------------|--|
| Mitchell (2013) | 1931 - 1959 | Spliced using overlapping data in 1960. |
| World Bank (Archives) (1999) | 1960 - 1969 | Spliced using overlapping data in 1970. |
| OECD Economic Outlook (2024) | 1970 - 2026 | Baseline source, overlaps with base year 2018. |
| WEO (2024b) | 2027 - 2030 | Spliced using overlapping data in 2031. |



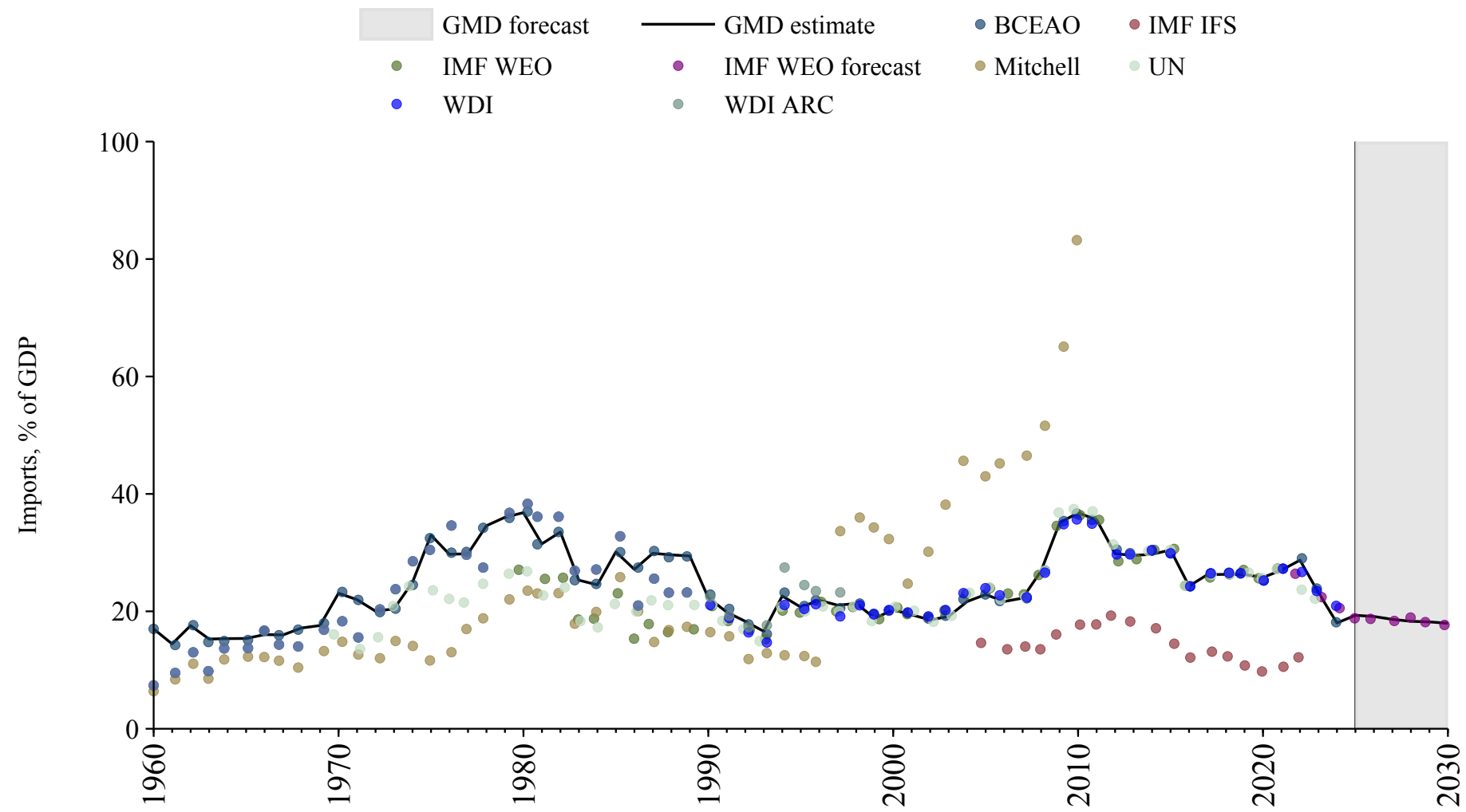
Nicaragua

| Source | Time span | Notes |
|--|-------------|--|
| World Bank (2024) | 1960 - 1969 | Spliced using overlapping data in 1970. |
| United Nations (2024) | 1970 - 2023 | Baseline source, overlaps with base year 2018. |
| International Monetary Fund (2025) | 2024 - 2024 | Spliced using overlapping data in 2025. |
| WEO (2024b) | 2025 - 2030 | Spliced using overlapping data in 2031. |



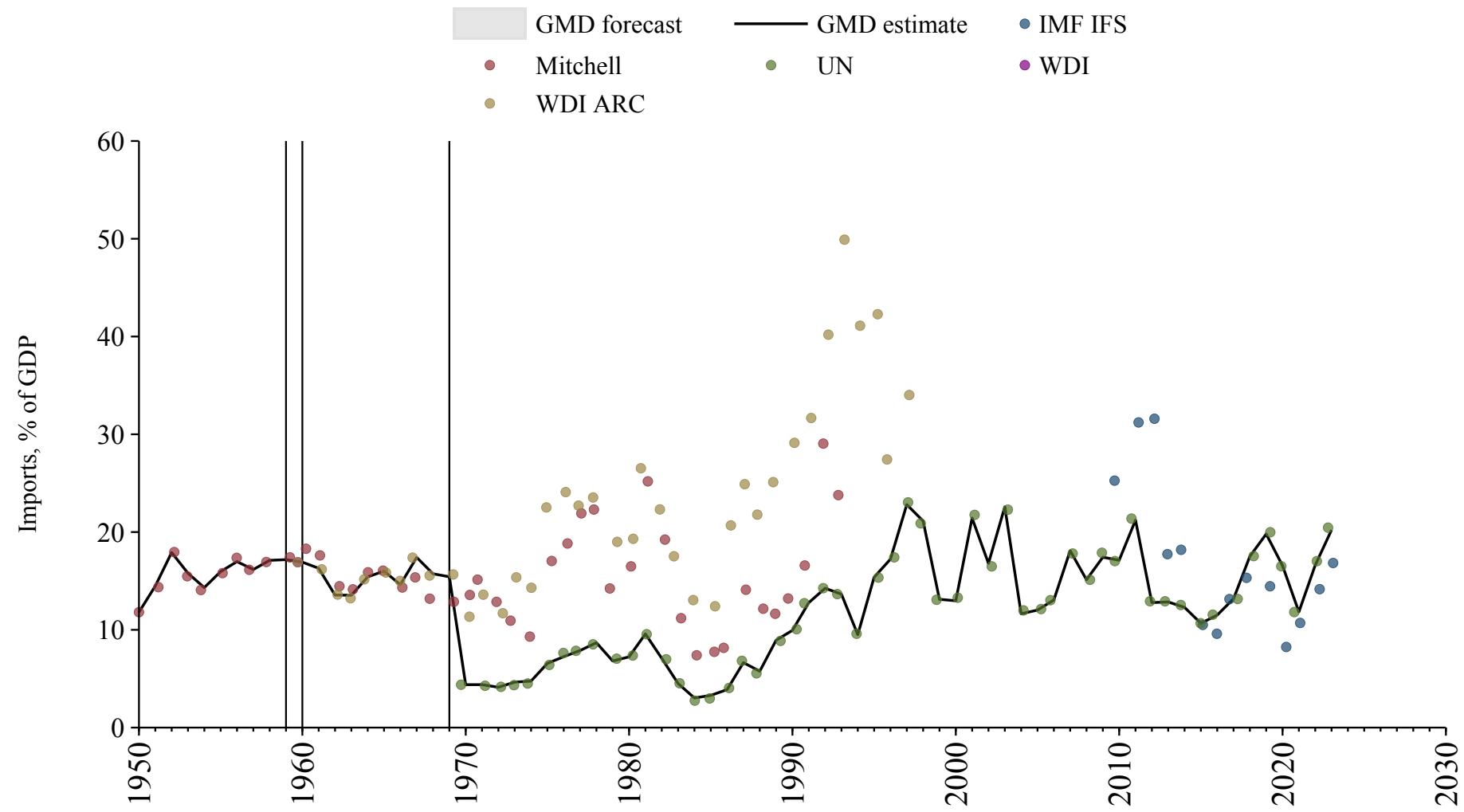
Niger

| Source | Time span | Notes |
|--|-------------|--|
| Banque centrale des États de l'Afrique de l'Ouest (2024) | 1960 - 2024 | Baseline source, overlaps with base year 2018. |
| WEO (2024b) | 2025 - 2030 | Spliced using overlapping data in 2031. |



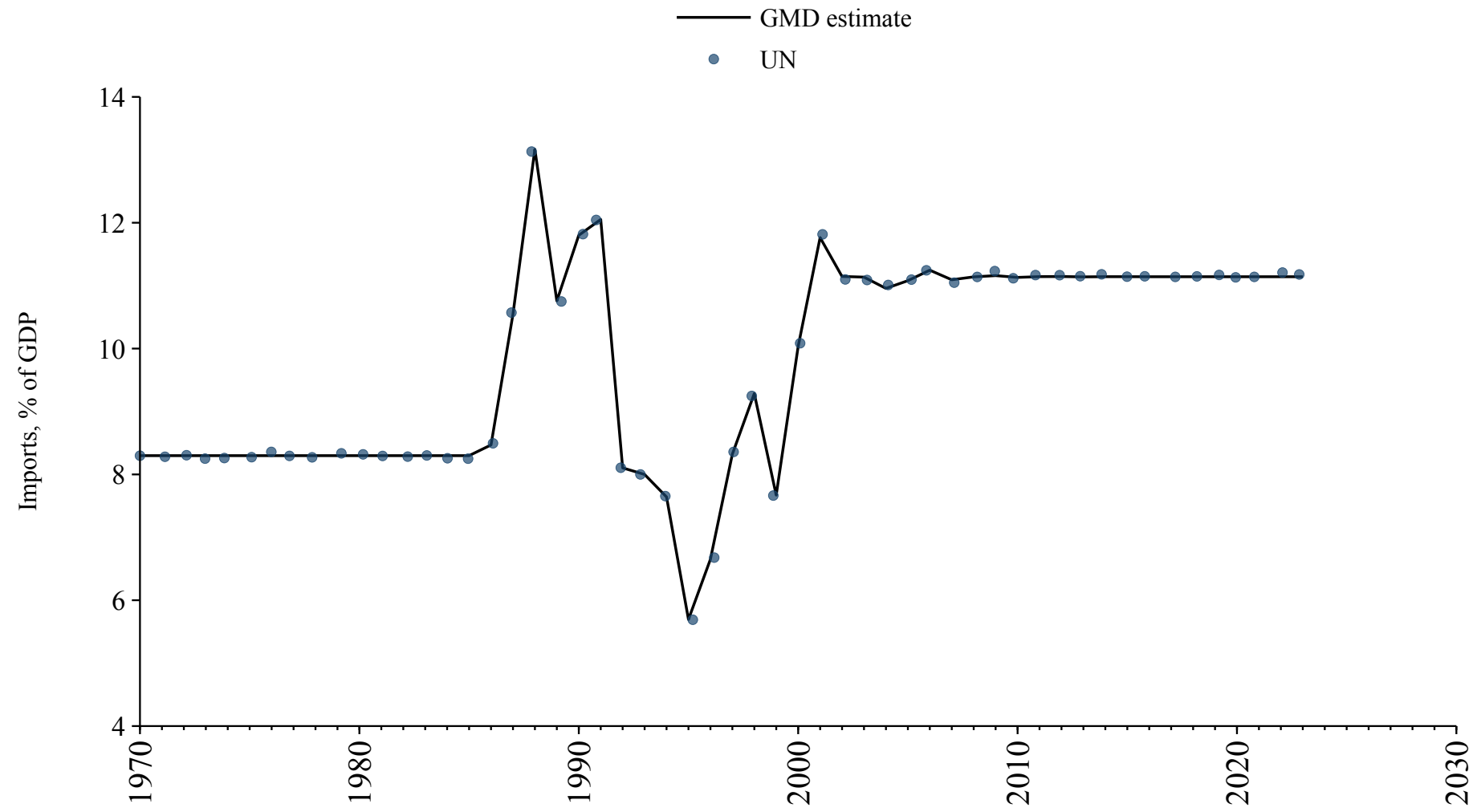
Nigeria

| Source | Time span | Notes |
|--|-------------|--|
| Mitchell (2013) | 1950 - 1959 | Spliced using overlapping data in 1960. |
| World Bank (2024) | 1960 - 1960 | Spliced using overlapping data in 1961. |
| World Bank (Archives) (1999) | 1961 - 1969 | Spliced using overlapping data in 1970. |
| United Nations (2024) | 1970 - 2023 | Baseline source, overlaps with base year 2018. |



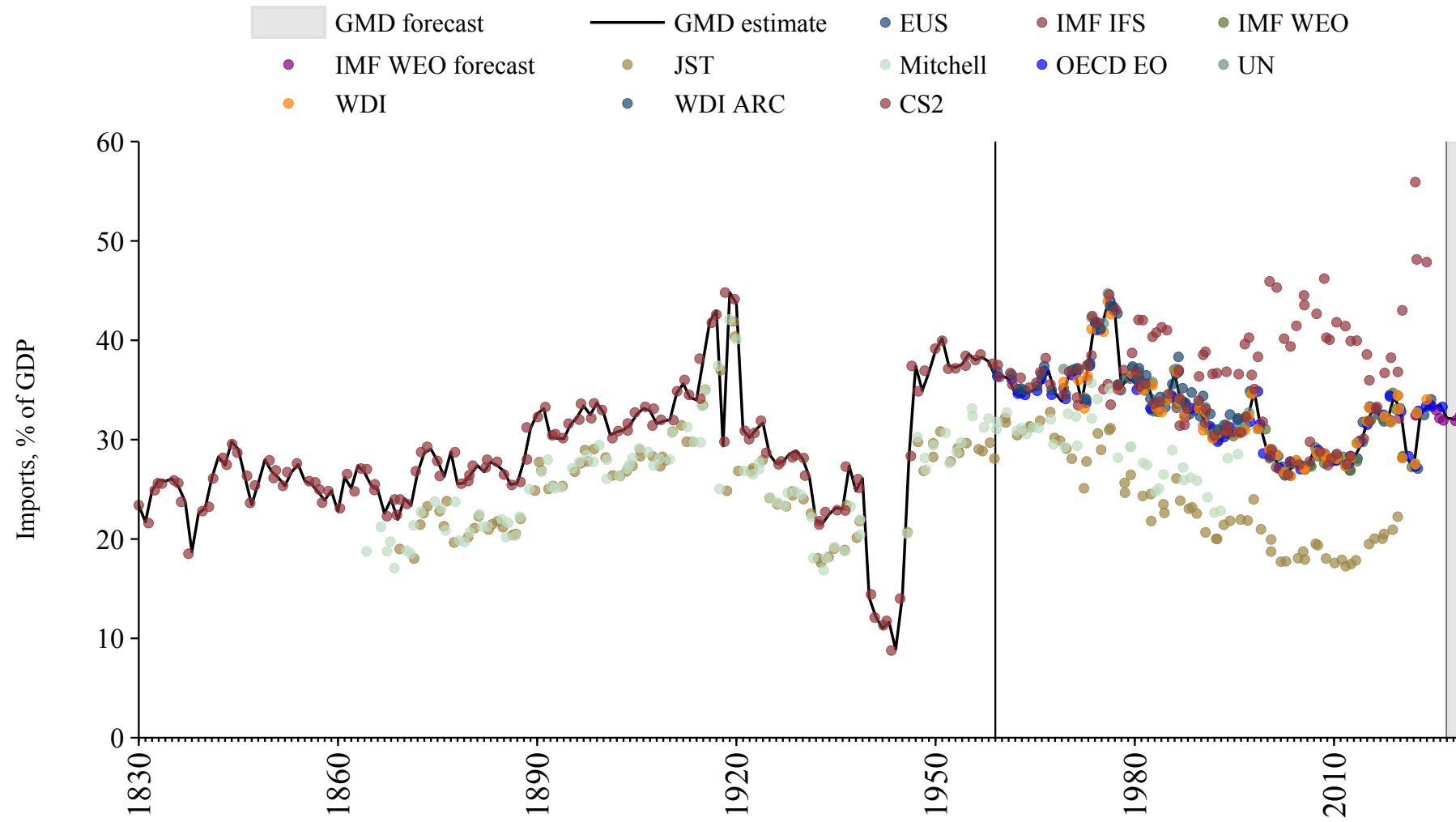
North Korea

| Source | Time span | Notes |
|---------------------------------------|-------------|--|
| United Nations (2024) | 1970 - 2023 | Baseline source, overlaps with base year 2018. |



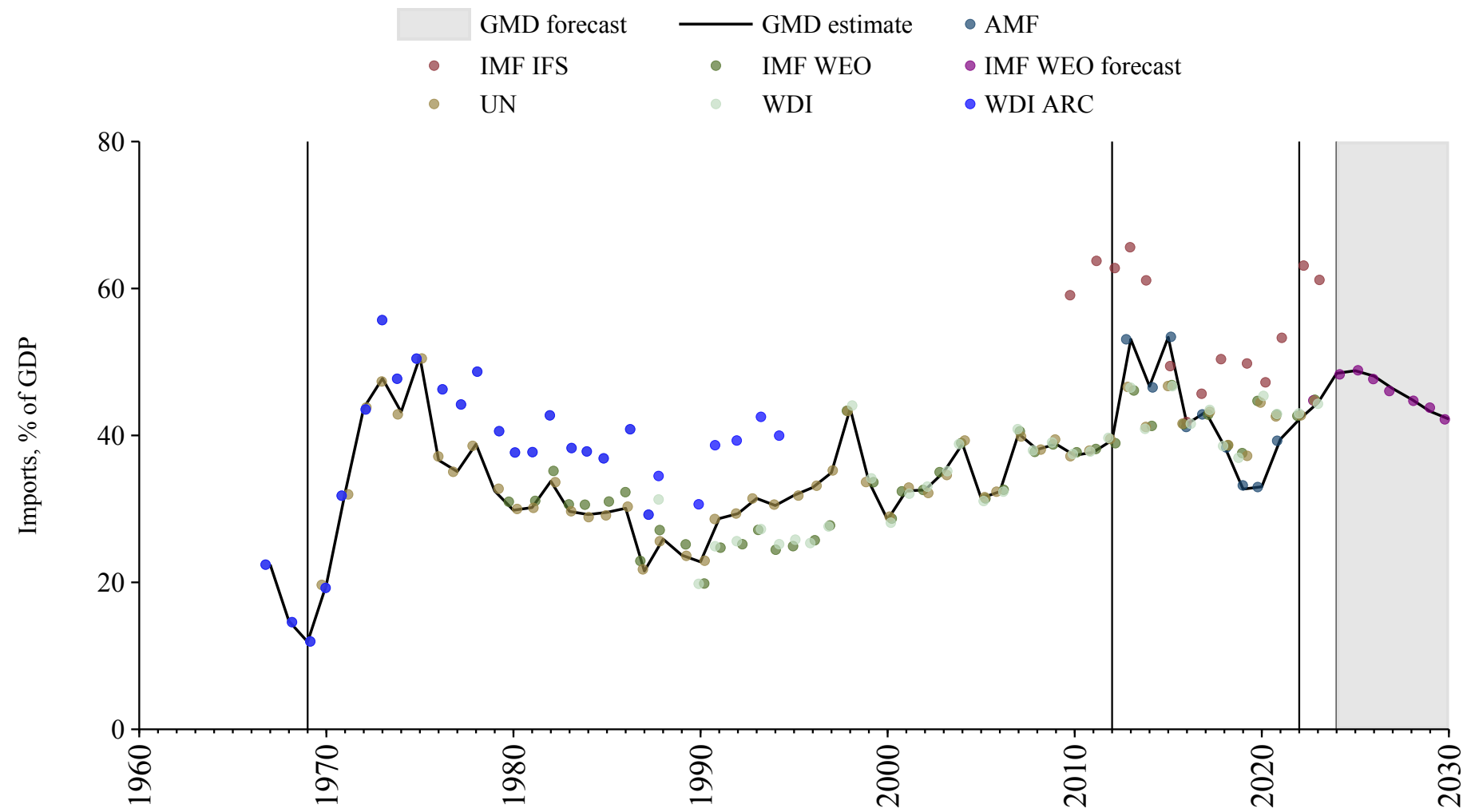
Norway

| Source | Time span | Notes |
|--|-------------|--|
| Norges Bank | 1830 - 1959 | Spliced using overlapping data in 1960. |
| OECD Economic Outlook (2024) | 1960 - 2026 | Baseline source, overlaps with base year 2018. |
| WEO (2024b) | 2027 - 2030 | Spliced using overlapping data in 2031. |



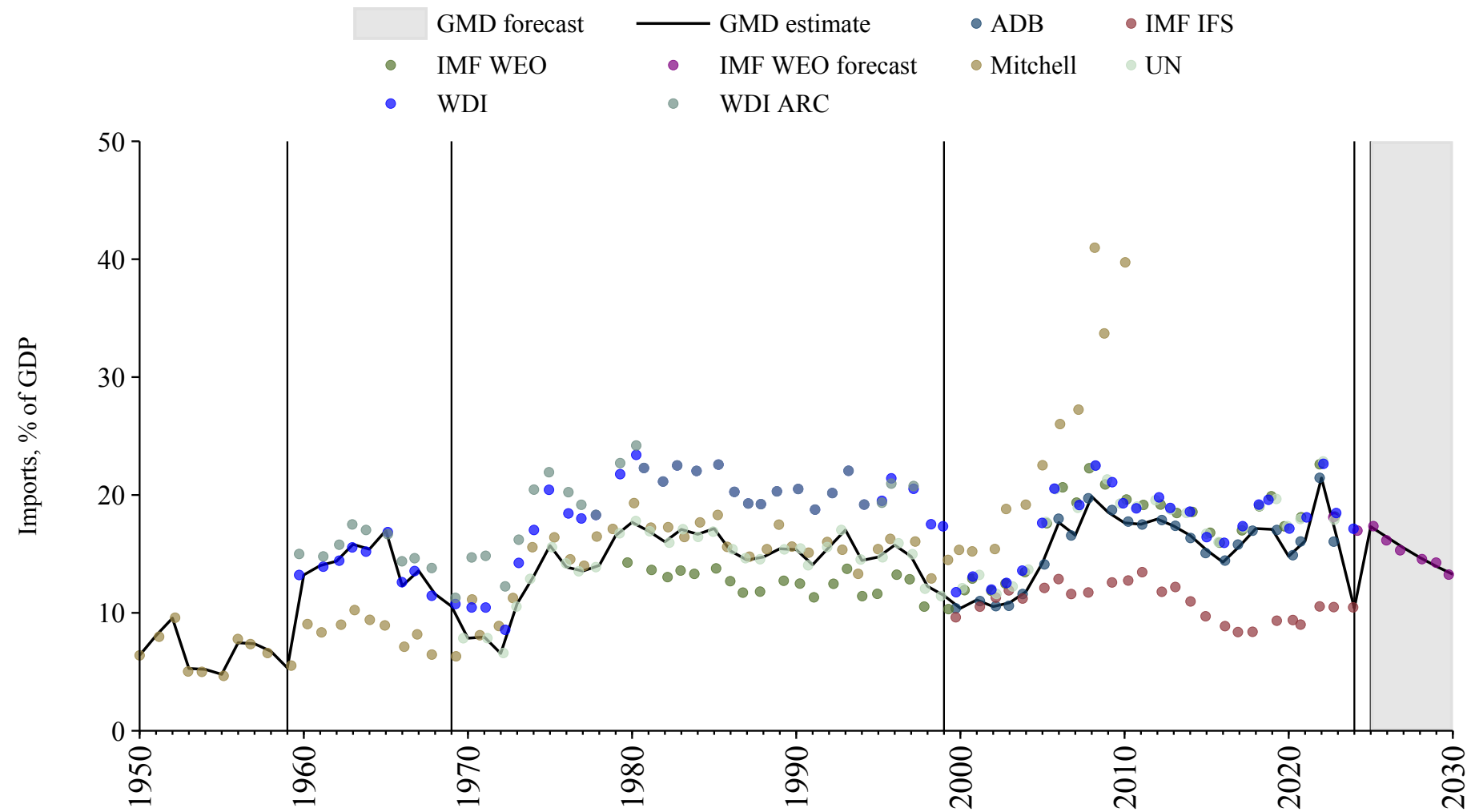
Oman

| Source | Time span | Notes |
|---|-------------|--|
| World Bank (2024) | 1967 - 1969 | Spliced using overlapping data in 1970. |
| United Nations (2024) | 1970 - 2012 | Spliced using overlapping data in 2013. |
| Arab Monetary Fund (2024) | 2013 - 2021 | Baseline source, overlaps with base year 2018. |
| United Nations (2024) | 2022 - 2023 | Spliced using overlapping data in 2024. |
| WEO (2024b) | 2024 - 2030 | Spliced using overlapping data in 2031. |



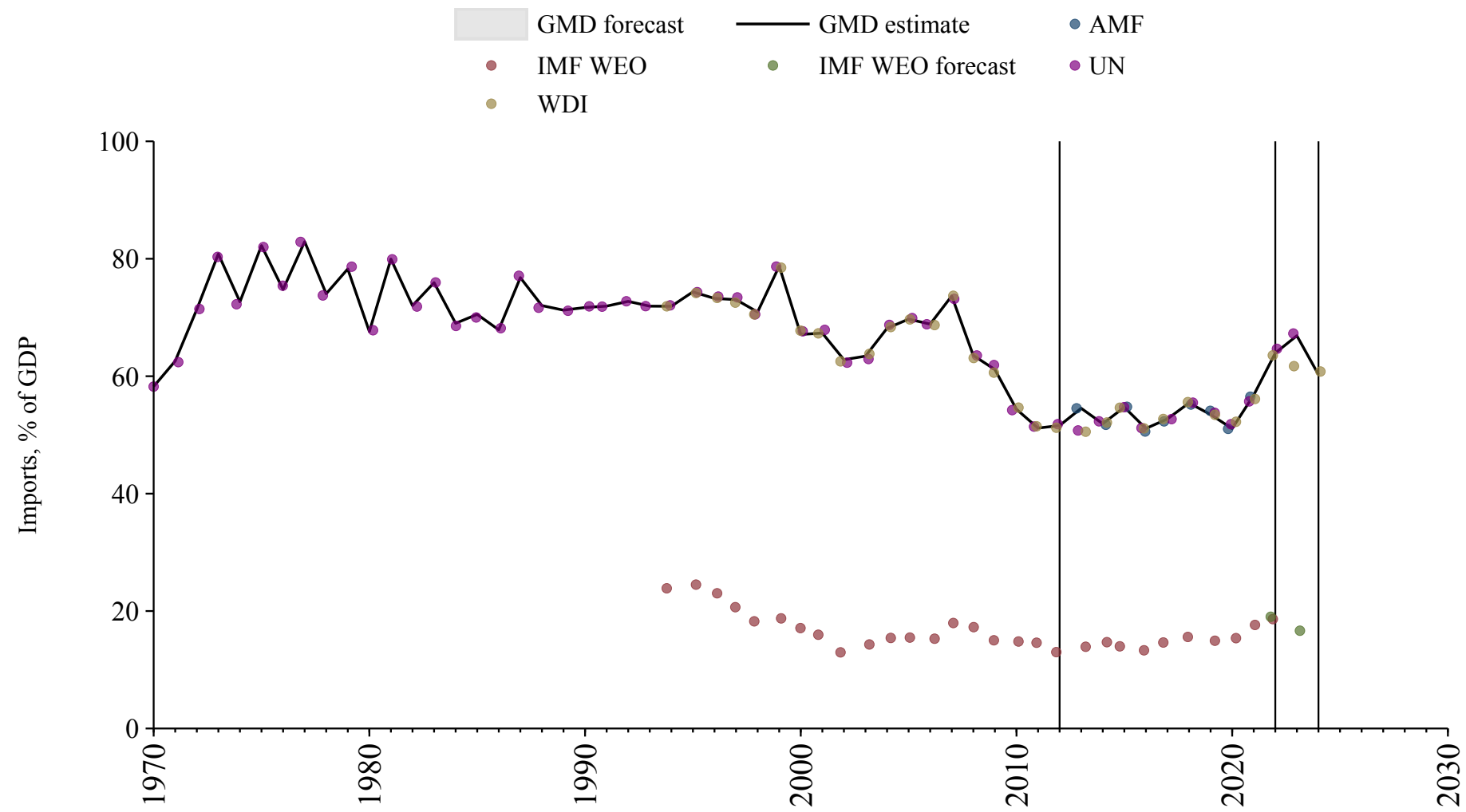
Pakistan

| Source | Time span | Notes |
|--|-------------|--|
| Mitchell (2013) | 1950 - 1959 | Spliced using overlapping data in 1960. |
| World Bank (2024) | 1960 - 1969 | Spliced using overlapping data in 1970. |
| United Nations (2024) | 1970 - 1999 | Spliced using overlapping data in 2000. |
| Asian Development Bank (2024) | 2000 - 2023 | Baseline source, overlaps with base year 2018. |
| International Monetary Fund (2025) | 2024 - 2024 | Spliced using overlapping data in 2025. |
| WEO (2024b) | 2025 - 2030 | Spliced using overlapping data in 2031. |



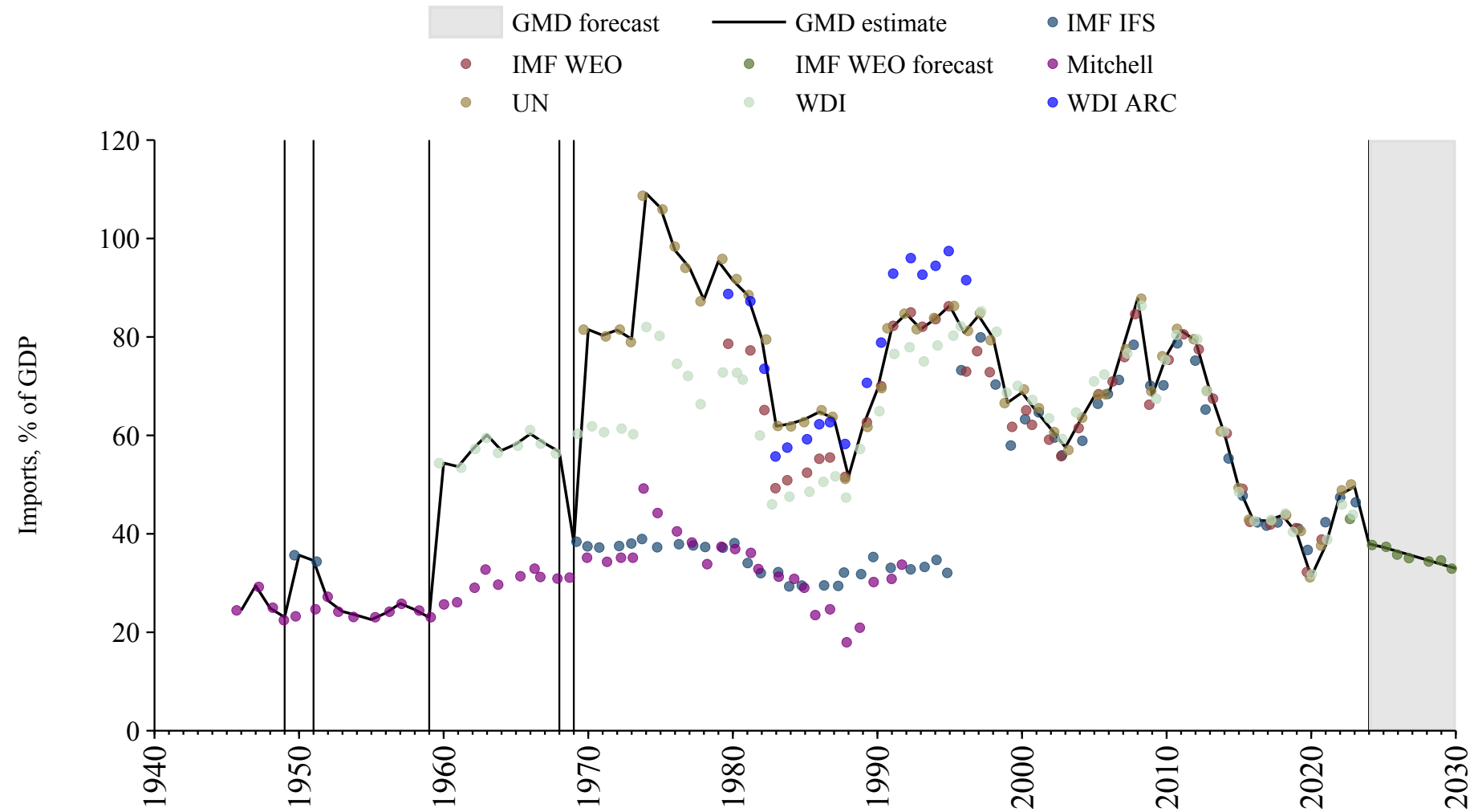
Palestine

| Source | Time span | Notes |
|---|-------------|--|
| United Nations (2024) | 1970 - 2012 | Spliced using overlapping data in 2013. |
| Arab Monetary Fund (2024) | 2013 - 2021 | Baseline source, overlaps with base year 2018. |
| United Nations (2024) | 2022 - 2023 | Spliced using overlapping data in 2024. |
| World Bank (2024) | 2024 - 2024 | Spliced using overlapping data in 2025. |



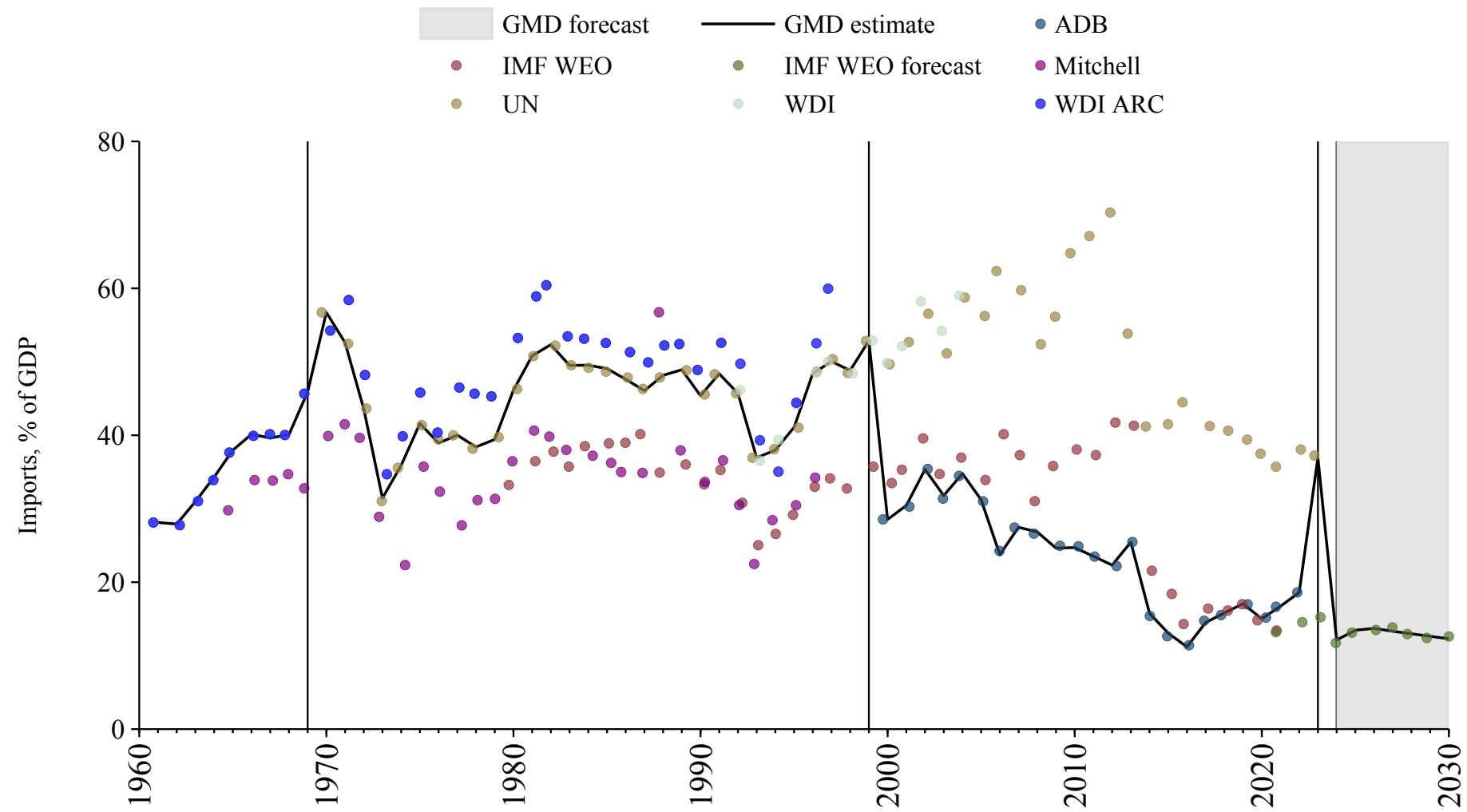
Panama

| Source | Time span | Notes |
|--|-------------|--|
| Mitchell (2013) | 1946 - 1949 | Spliced using overlapping data in 1950. |
| International Monetary Fund (2025) | 1950 - 1951 | Spliced using overlapping data in 1952. |
| Mitchell (2013) | 1952 - 1959 | Spliced using overlapping data in 1960. |
| World Bank (2024) | 1960 - 1968 | Spliced using overlapping data in 1969. |
| International Monetary Fund (2025) | 1969 - 1969 | Spliced using overlapping data in 1970. |
| United Nations (2024) | 1970 - 2023 | Baseline source, overlaps with base year 2018. |
| WEO (2024b) | 2024 - 2030 | Spliced using overlapping data in 2031. |



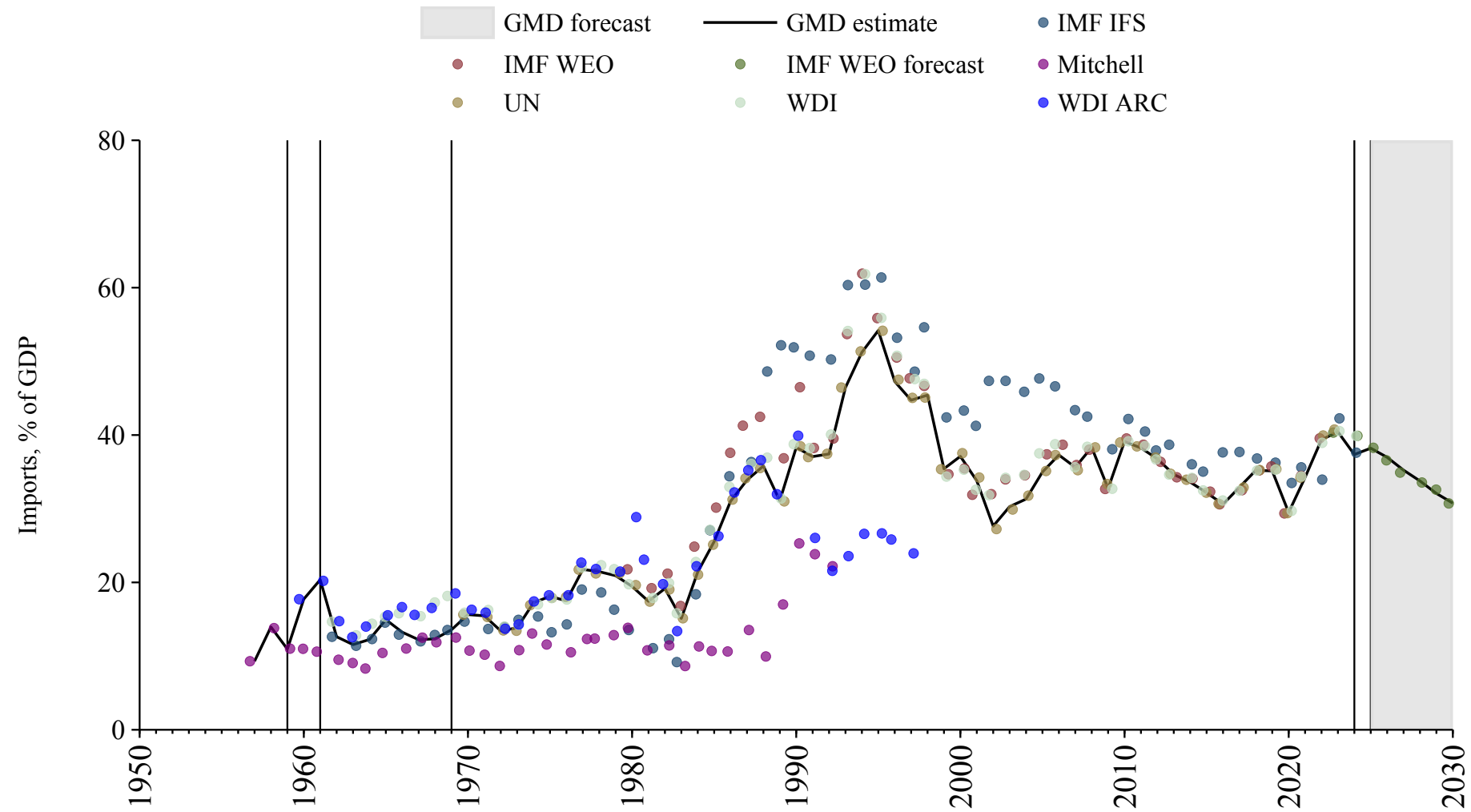
Papua New Guinea

| Source | Time span | Notes |
|---|-------------|--|
| World Bank (2024) | 1961 - 1969 | Spliced using overlapping data in 1970. |
| United Nations (2024) | 1970 - 1999 | Spliced using overlapping data in 2000. |
| Asian Development Bank (2024) | 2000 - 2022 | Baseline source, overlaps with base year 2018. |
| United Nations (2024) | 2023 - 2023 | Spliced using overlapping data in 2024. |
| WEO (2024b) | 2024 - 2030 | Spliced using overlapping data in 2031. |



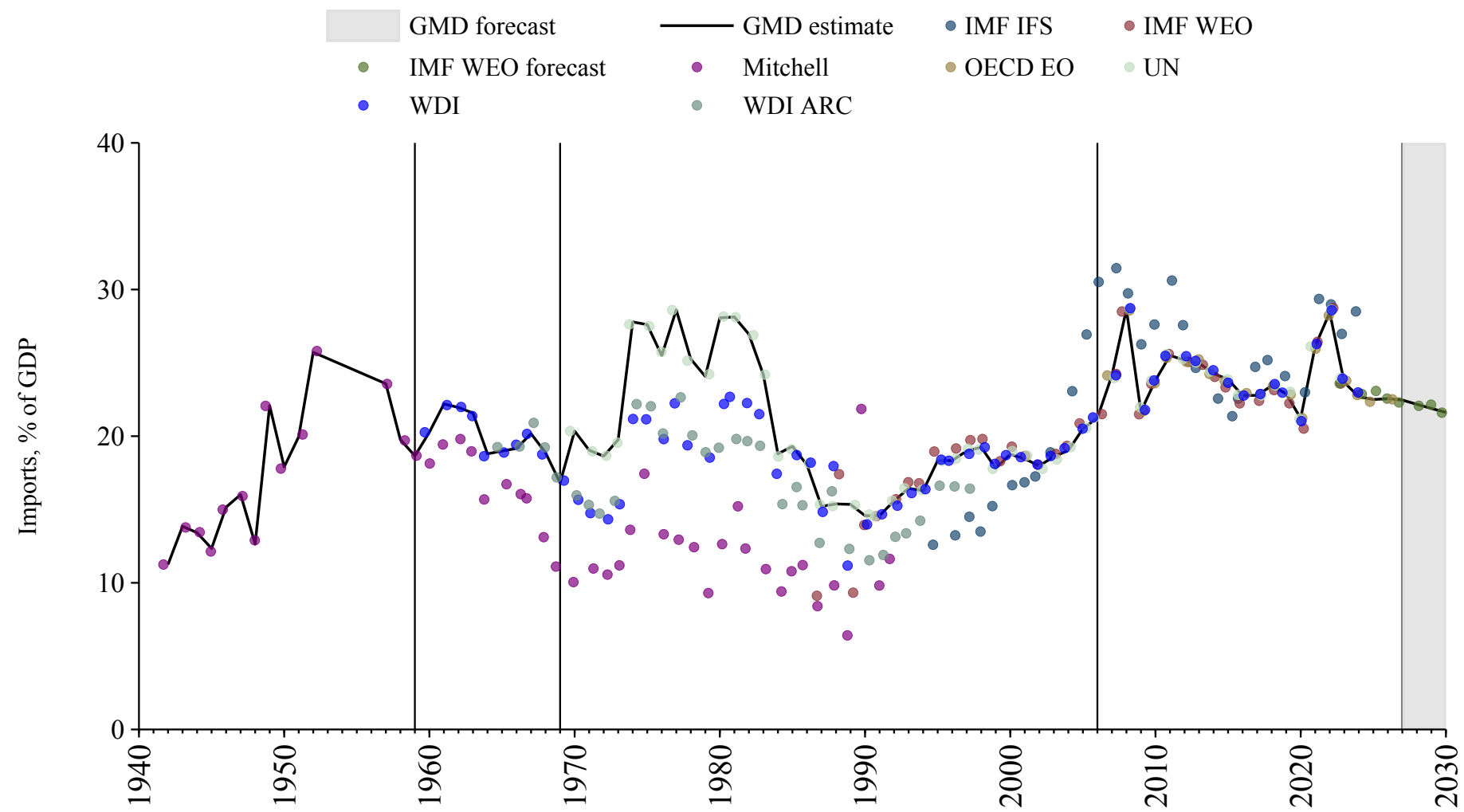
Paraguay

| Source | Time span | Notes |
|--|-------------|--|
| Mitchell (2013) | 1957 - 1959 | Spliced using overlapping data in 1960. |
| World Bank (Archives) (1999) | 1960 - 1961 | Spliced using overlapping data in 1962. |
| International Monetary Fund (2025) | 1962 - 1969 | Spliced using overlapping data in 1970. |
| United Nations (2024) | 1970 - 2023 | Baseline source, overlaps with base year 2018. |
| International Monetary Fund (2025) | 2024 - 2024 | Spliced using overlapping data in 2025. |
| WEO (2024b) | 2025 - 2030 | Spliced using overlapping data in 2031. |



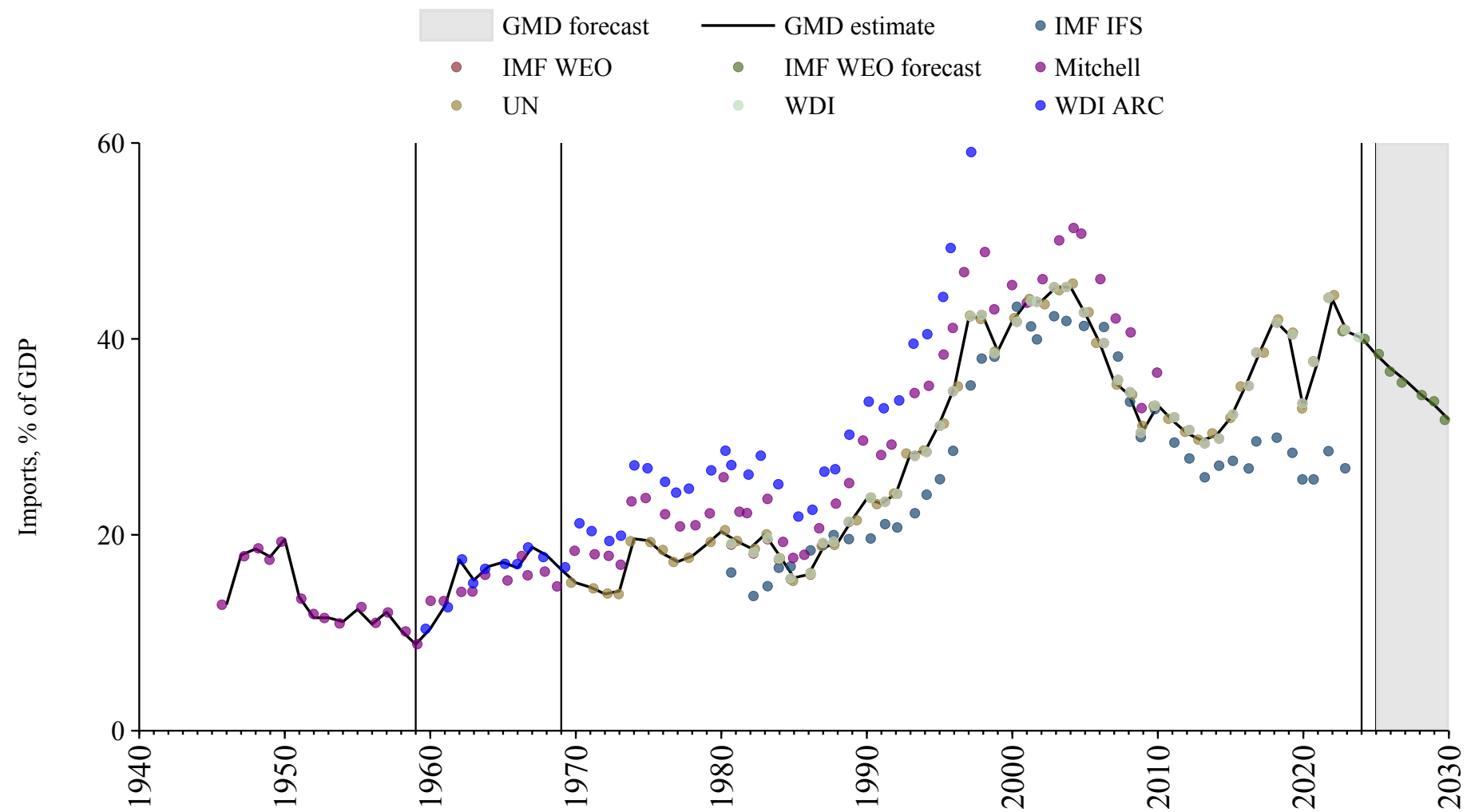
Peru

| Source | Time span | Notes |
|--|-------------|--|
| Mitchell (2013) | 1942 - 1959 | Spliced using overlapping data in 1960. |
| World Bank (2024) | 1960 - 1969 | Spliced using overlapping data in 1970. |
| United Nations (2024) | 1970 - 2006 | Spliced using overlapping data in 2007. |
| OECD Economic Outlook (2024) | 2007 - 2026 | Baseline source, overlaps with base year 2018. |
| WEO (2024b) | 2027 - 2030 | Spliced using overlapping data in 2031. |



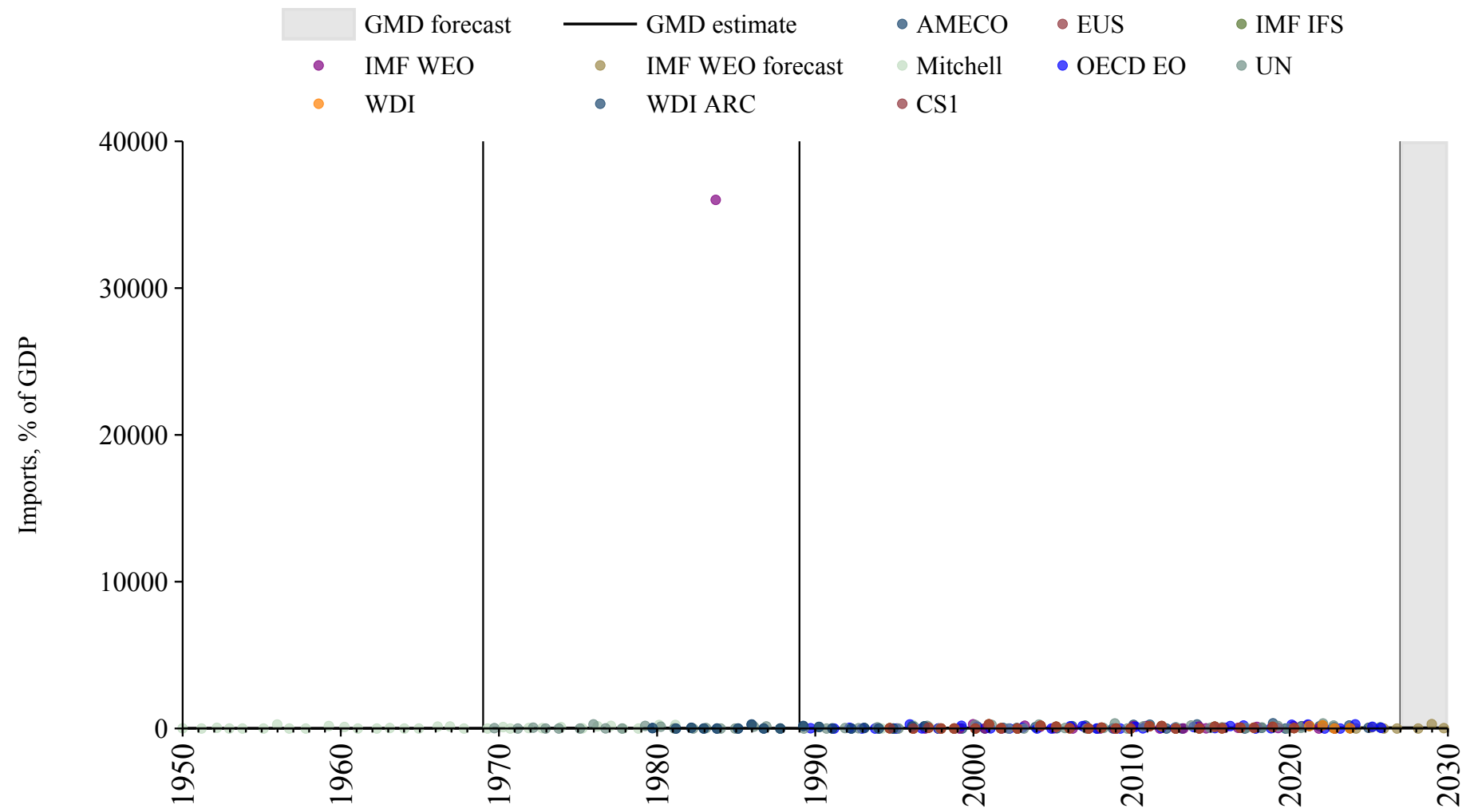
Philippines

| Source | Time span | Notes |
|--|-------------|--|
| Mitchell (2013) | 1946 - 1959 | Spliced using overlapping data in 1960. |
| World Bank (Archives) (1999) | 1960 - 1969 | Spliced using overlapping data in 1970. |
| United Nations (2024) | 1970 - 2023 | Baseline source, overlaps with base year 2018. |
| World Bank (2024) | 2024 - 2024 | Spliced using overlapping data in 2025. |
| WEO (2024b) | 2025 - 2030 | Spliced using overlapping data in 2031. |



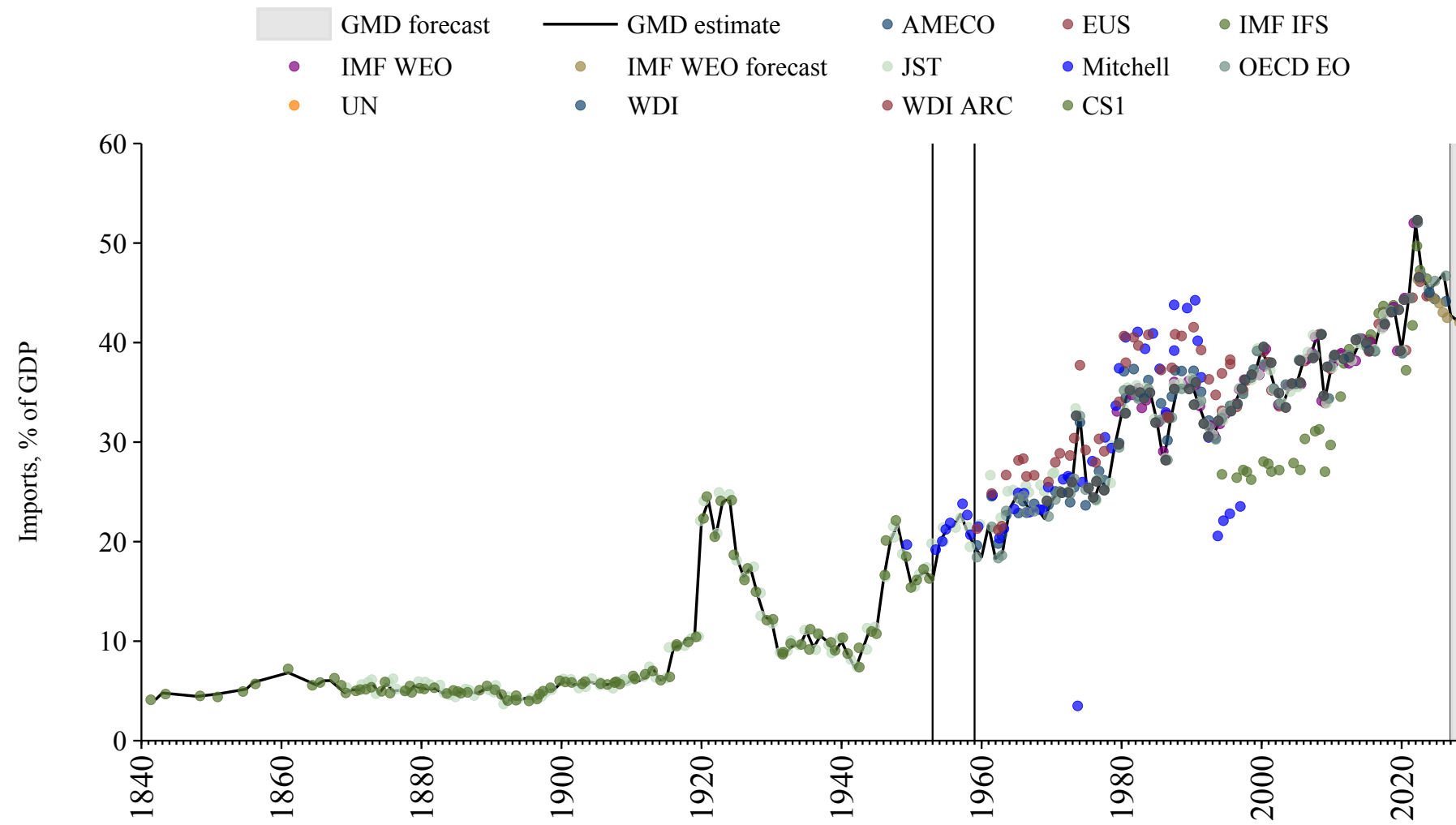
Poland

| Source | Time span | Notes |
|--|-------------|--|
| Mitchell (2013) | 1950 - 1969 | Spliced using overlapping data in 1970. |
| United Nations (2024) | 1970 - 1989 | Spliced using overlapping data in 1990. |
| OECD Economic Outlook (2024) | 1990 - 2026 | Baseline source, overlaps with base year 2018. |
| WEO (2024b) | 2027 - 2030 | Spliced using overlapping data in 2031. |



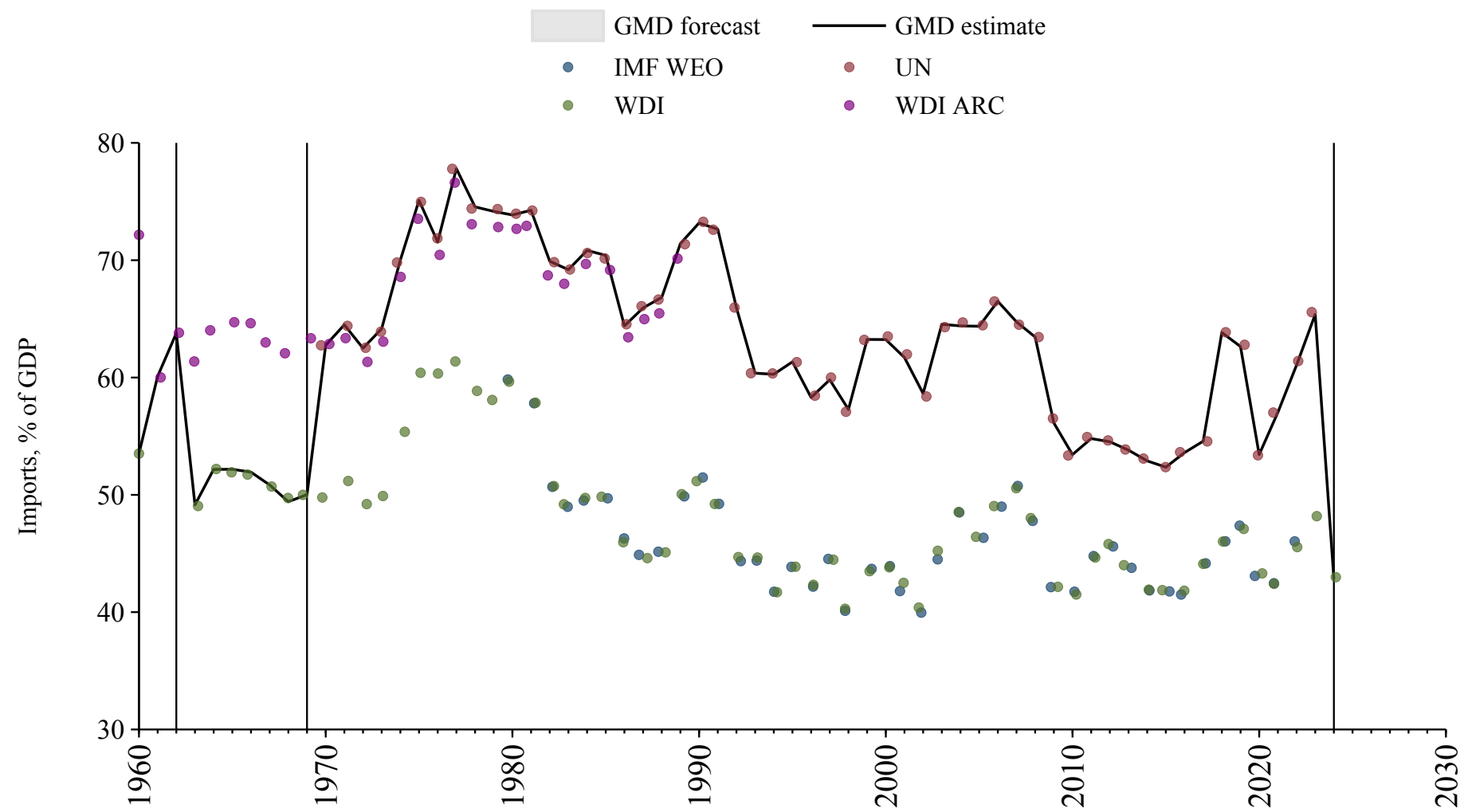
Portugal

| Source | Time span | Notes |
|--|-------------|--|
| Instituto Nacional de Estatística (2001) | 1842 - 1953 | Spliced using overlapping data in 1954. |
| Jordà et al. (2017) | 1954 - 1959 | Spliced using overlapping data in 1960. |
| OECD Economic Outlook (2024) | 1960 - 2026 | Baseline source, overlaps with base year 2018. |
| WEO (2024b) | 2027 - 2030 | Spliced using overlapping data in 2031. |



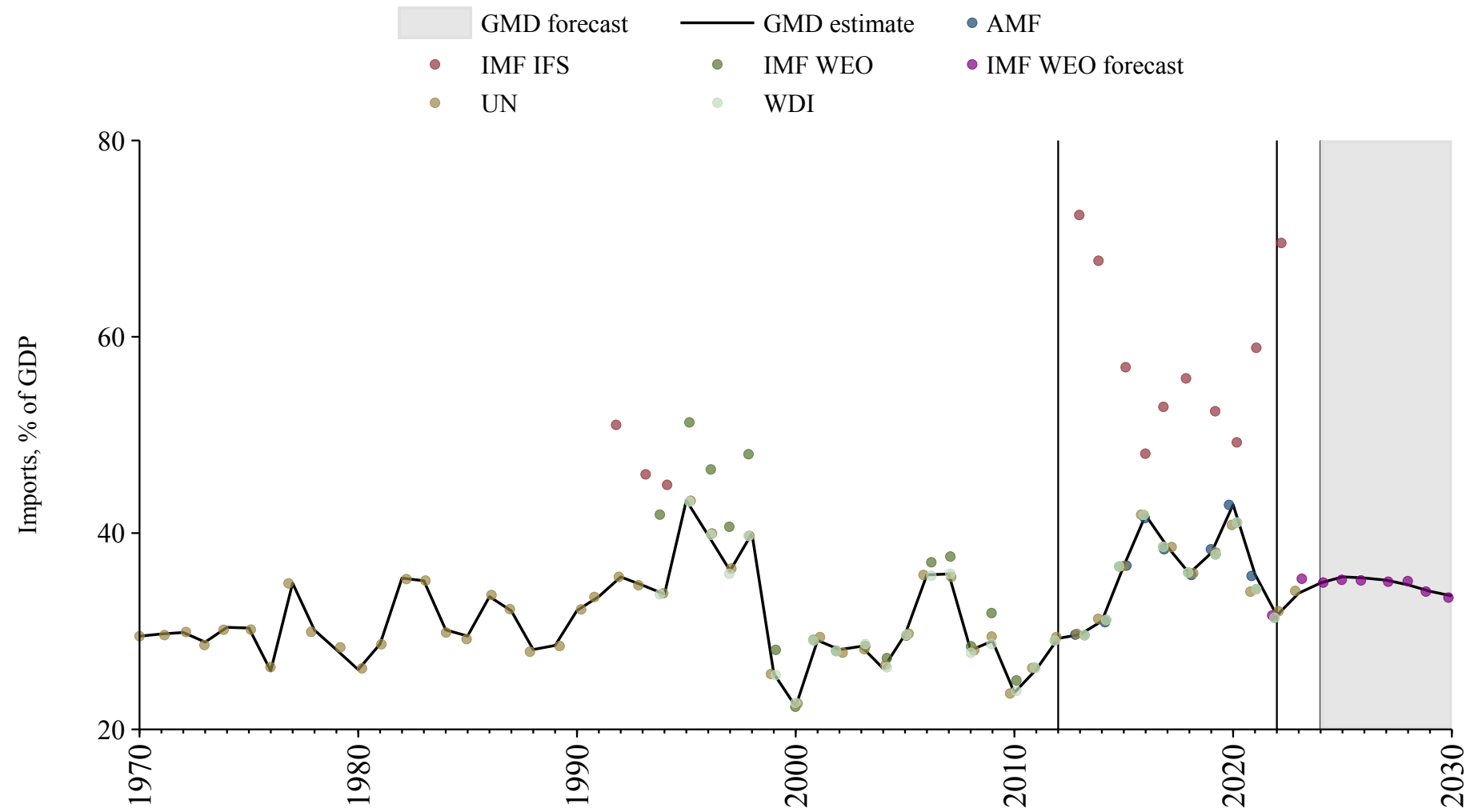
Puerto Rico

| Source | Time span | Notes |
|--|-------------|--|
| World Bank (2024) | 1960 - 1960 | Spliced using overlapping data in 1961. |
| World Bank (Archives) (1999) | 1961 - 1962 | Spliced using overlapping data in 1963. |
| World Bank (2024) | 1963 - 1969 | Spliced using overlapping data in 1970. |
| United Nations (2024) | 1970 - 2023 | Baseline source, overlaps with base year 2018. |
| World Bank (2024) | 2024 - 2024 | Spliced using overlapping data in 2025. |



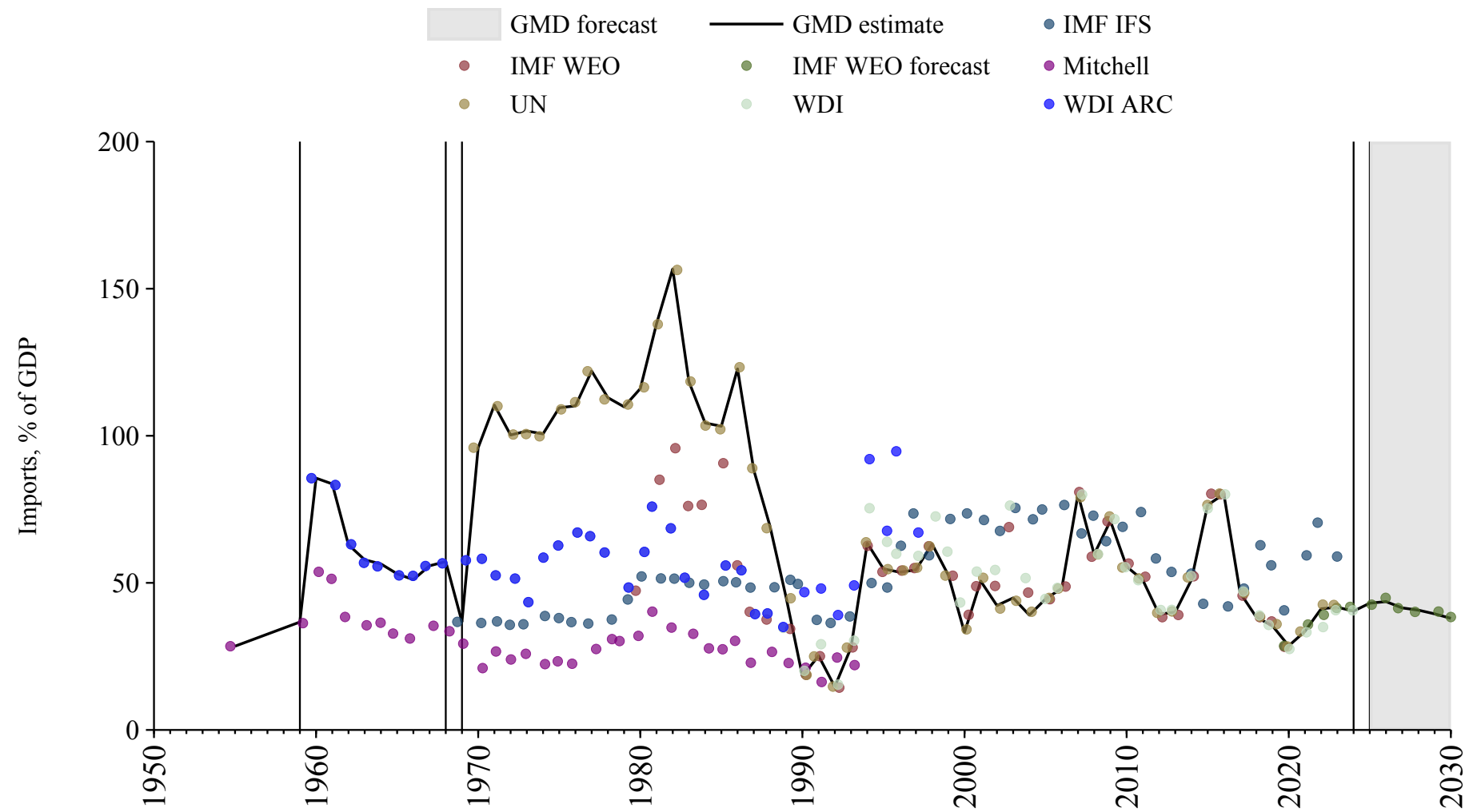
Qatar

| Source | Time span | Notes |
|---|-------------|--|
| United Nations (2024) | 1970 - 2012 | Spliced using overlapping data in 2013. |
| Arab Monetary Fund (2024) | 2013 - 2021 | Baseline source, overlaps with base year 2018. |
| United Nations (2024) | 2022 - 2023 | Spliced using overlapping data in 2024. |
| WEO (2024b) | 2024 - 2030 | Spliced using overlapping data in 2031. |



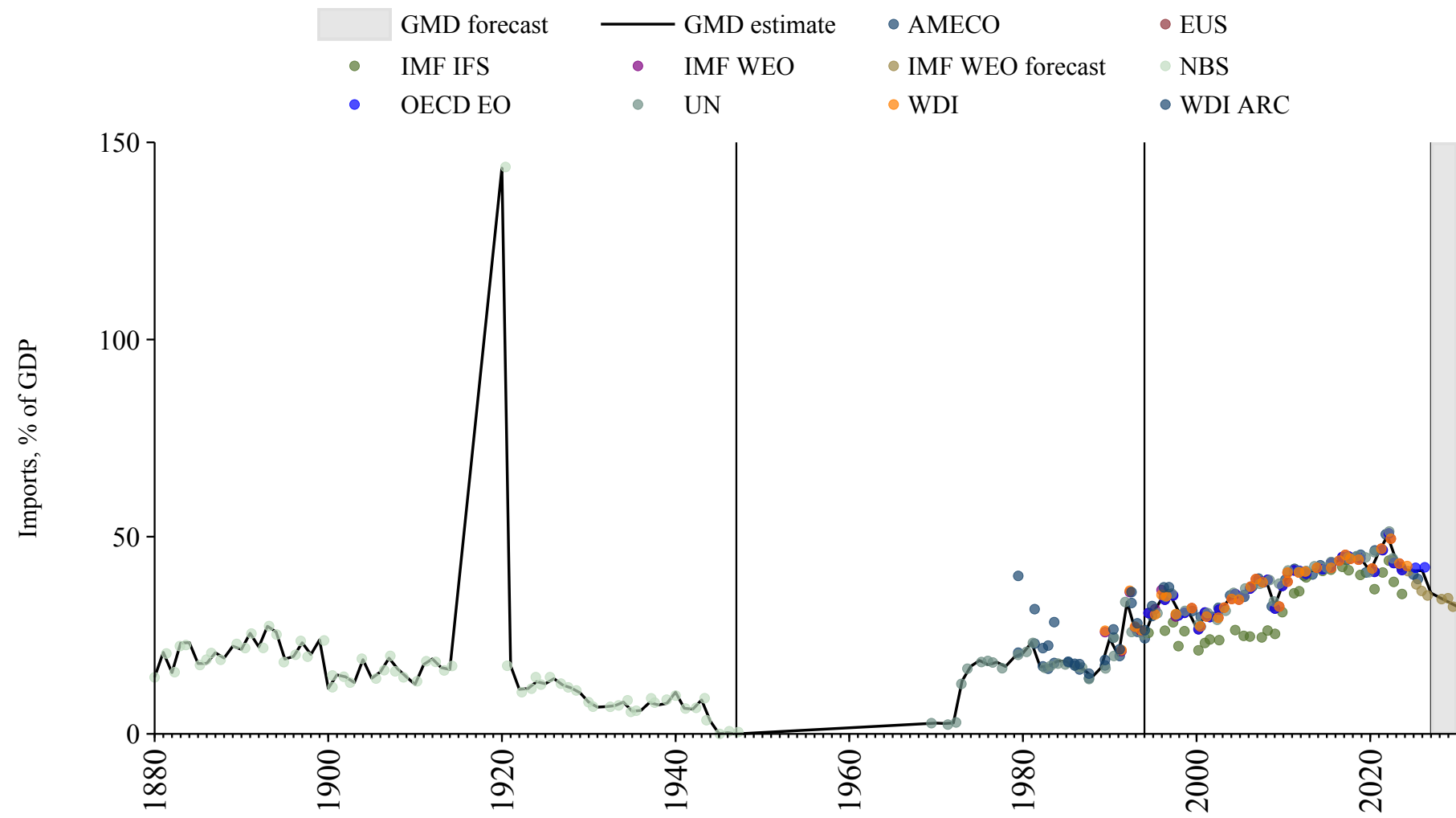
Republic of the Congo

| Source | Time span | Notes |
|--|-------------|--|
| Mitchell (2013) | 1955 - 1959 | Spliced using overlapping data in 1960. |
| World Bank (2024) | 1960 - 1968 | Spliced using overlapping data in 1969. |
| International Monetary Fund (2025) | 1969 - 1969 | Spliced using overlapping data in 1970. |
| United Nations (2024) | 1970 - 2023 | Baseline source, overlaps with base year 2018. |
| World Bank (2024) | 2024 - 2024 | Spliced using overlapping data in 2025. |
| WEO (2024b) | 2025 - 2030 | Spliced using overlapping data in 2031. |



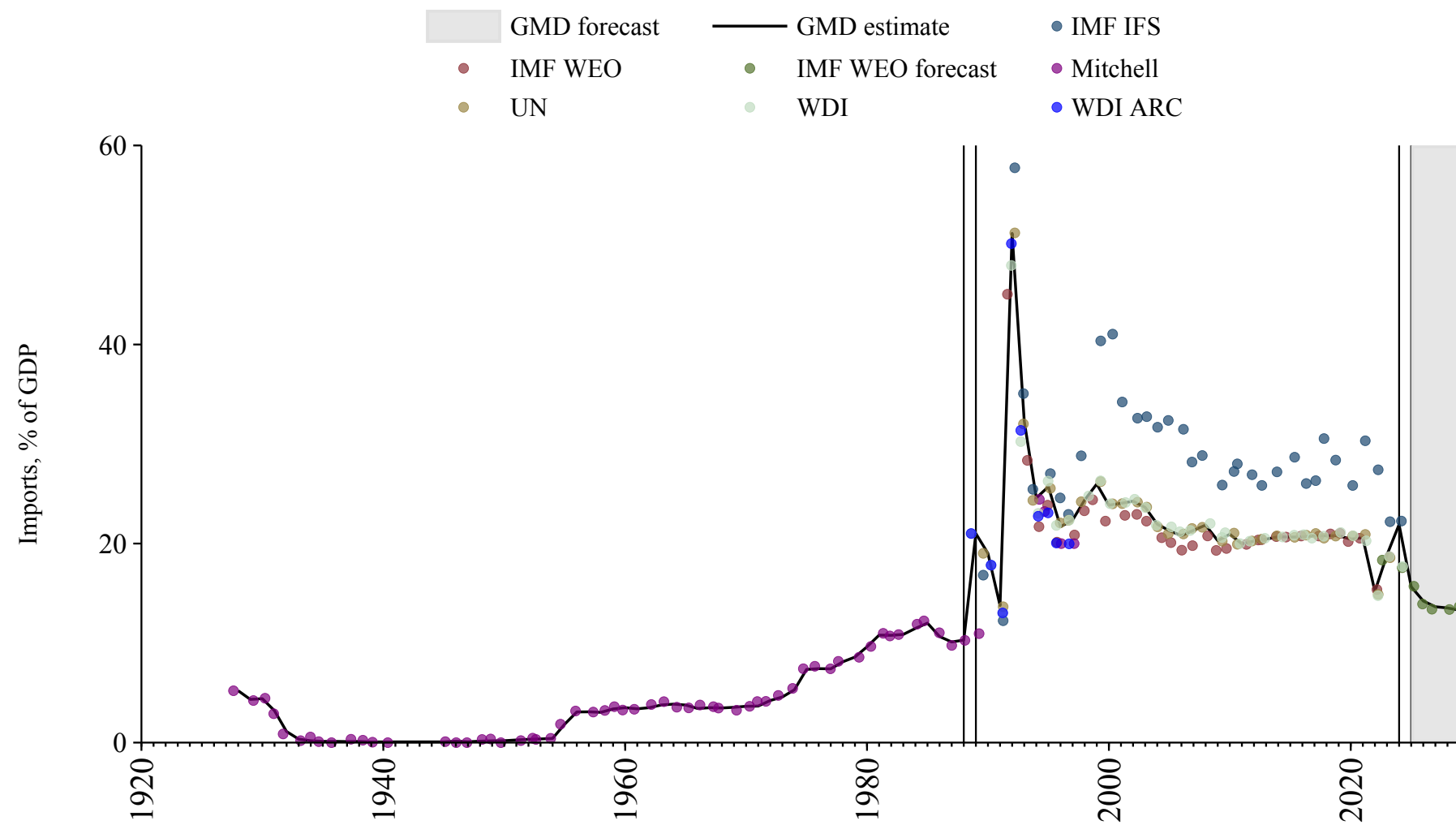
Romania

| Source | Time span | Notes |
|--|-------------|--|
| National Bank of Serbia (2024) | 1880 - 1947 | Spliced using overlapping data in 1948. |
| United Nations (2024) | 1948 - 1994 | Spliced using overlapping data in 1995. |
| OECD Economic Outlook (2024) | 1995 - 2026 | Baseline source, overlaps with base year 2018. |
| WEO (2024b) | 2027 - 2030 | Spliced using overlapping data in 2031. |



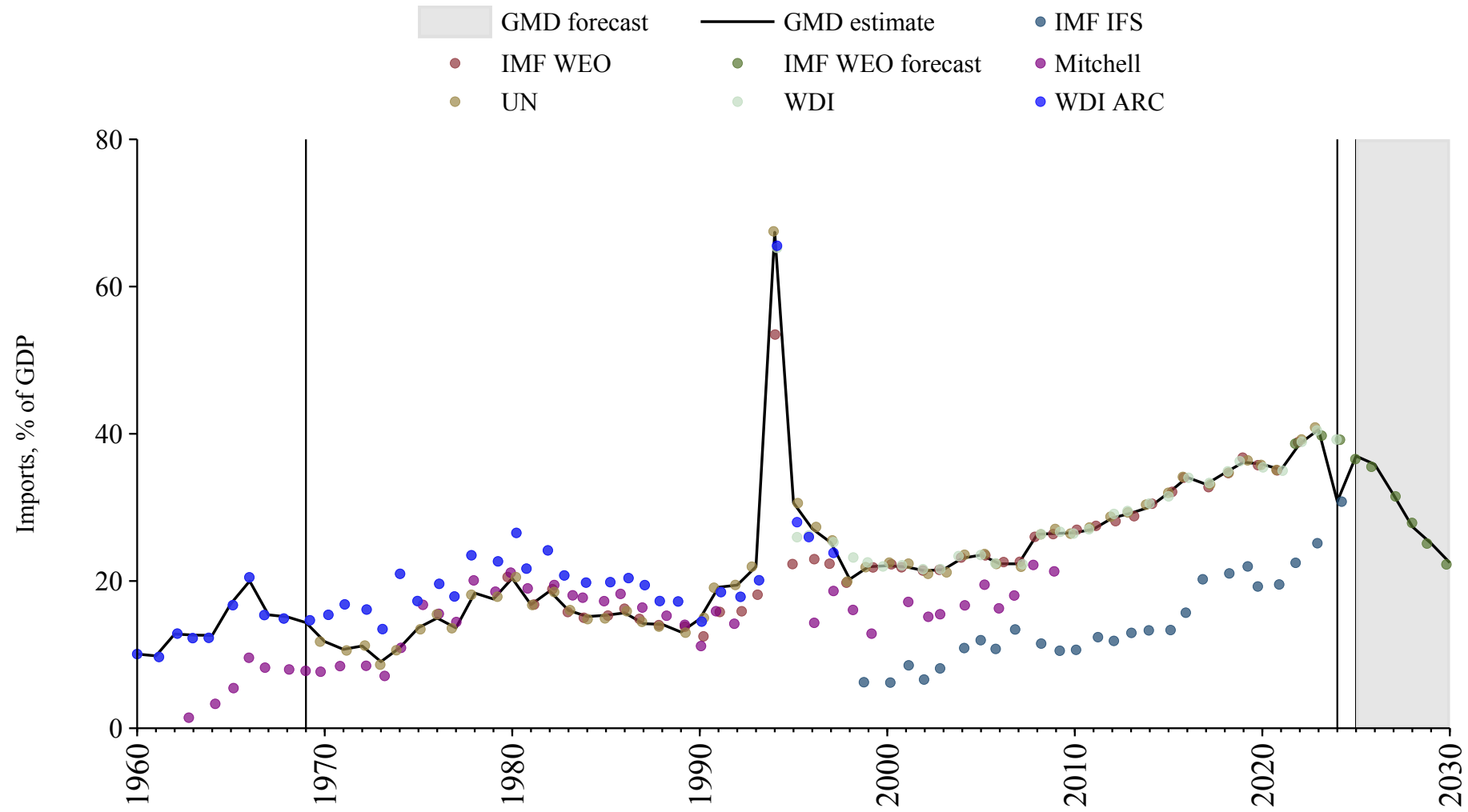
Russian Federation

| Source | Time span | Notes |
|--|-------------|--|
| Mitchell (2013) | 1928 - 1988 | Spliced using overlapping data in 1989. |
| World Bank (2024) | 1989 - 1989 | Spliced using overlapping data in 1990. |
| United Nations (2024) | 1990 - 2023 | Baseline source, overlaps with base year 2018. |
| International Monetary Fund (2025) | 2024 - 2024 | Spliced using overlapping data in 2025. |
| WEO (2024b) | 2025 - 2030 | Spliced using overlapping data in 2031. |



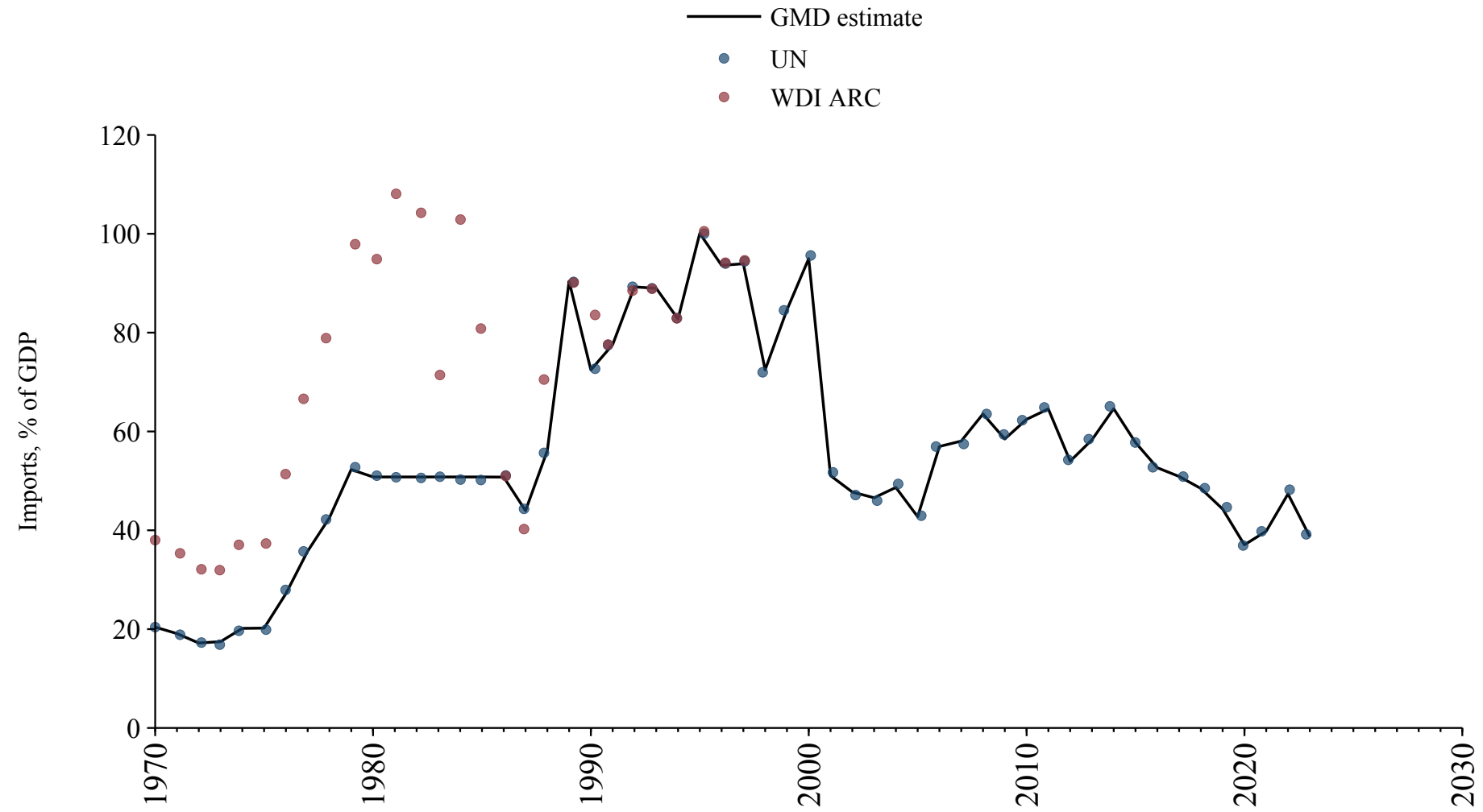
Rwanda

| Source | Time span | Notes |
|--|-------------|--|
| World Bank (2024) | 1960 - 1969 | Spliced using overlapping data in 1970. |
| United Nations (2024) | 1970 - 2023 | Baseline source, overlaps with base year 2018. |
| International Monetary Fund (2025) | 2024 - 2024 | Spliced using overlapping data in 2025. |
| WEO (2024b) | 2025 - 2030 | Spliced using overlapping data in 2031. |



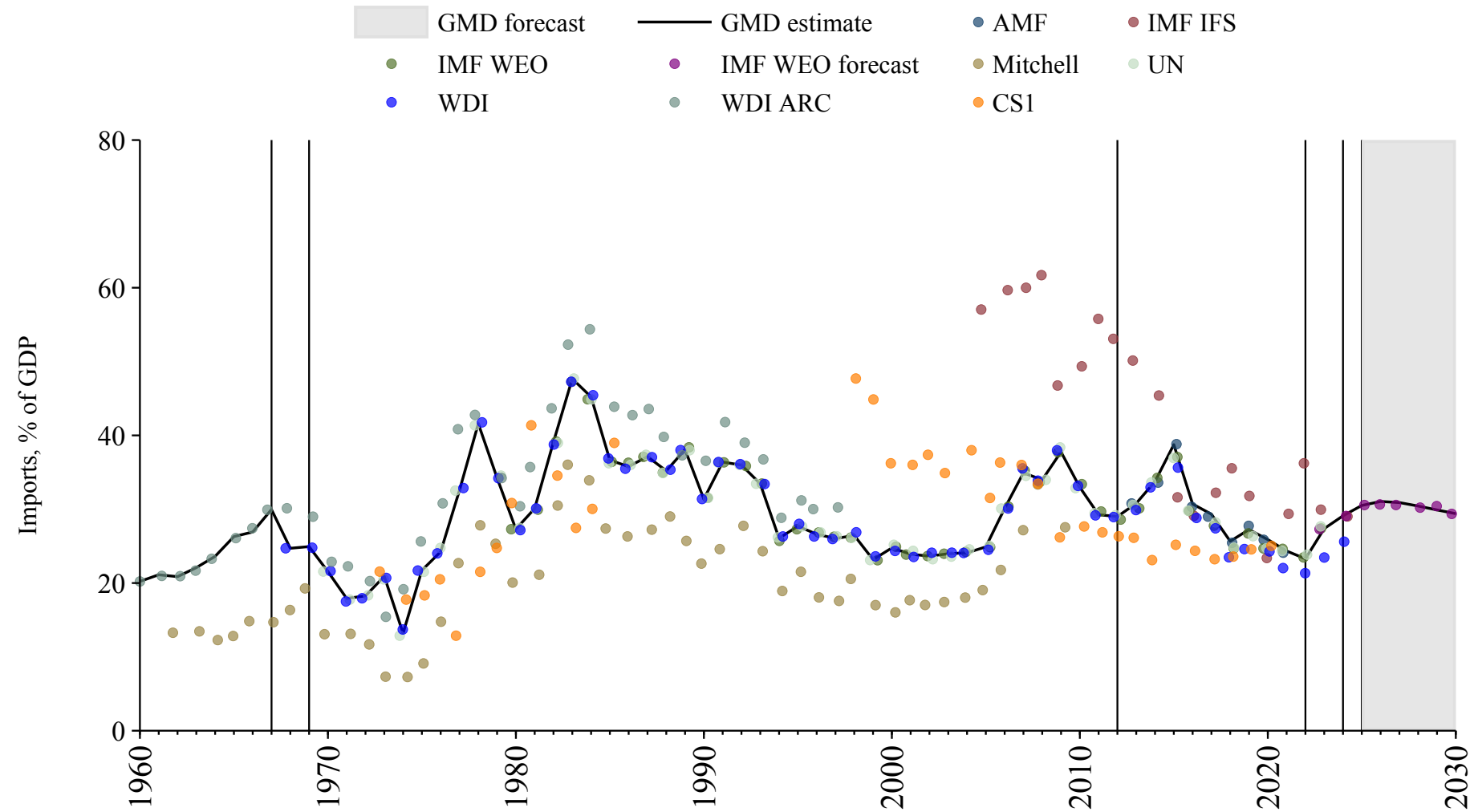
Sao Tome and Principe

| Source | Time span | Notes |
|---------------------------------------|-------------|--|
| United Nations (2024) | 1970 - 2023 | Baseline source, overlaps with base year 2018. |



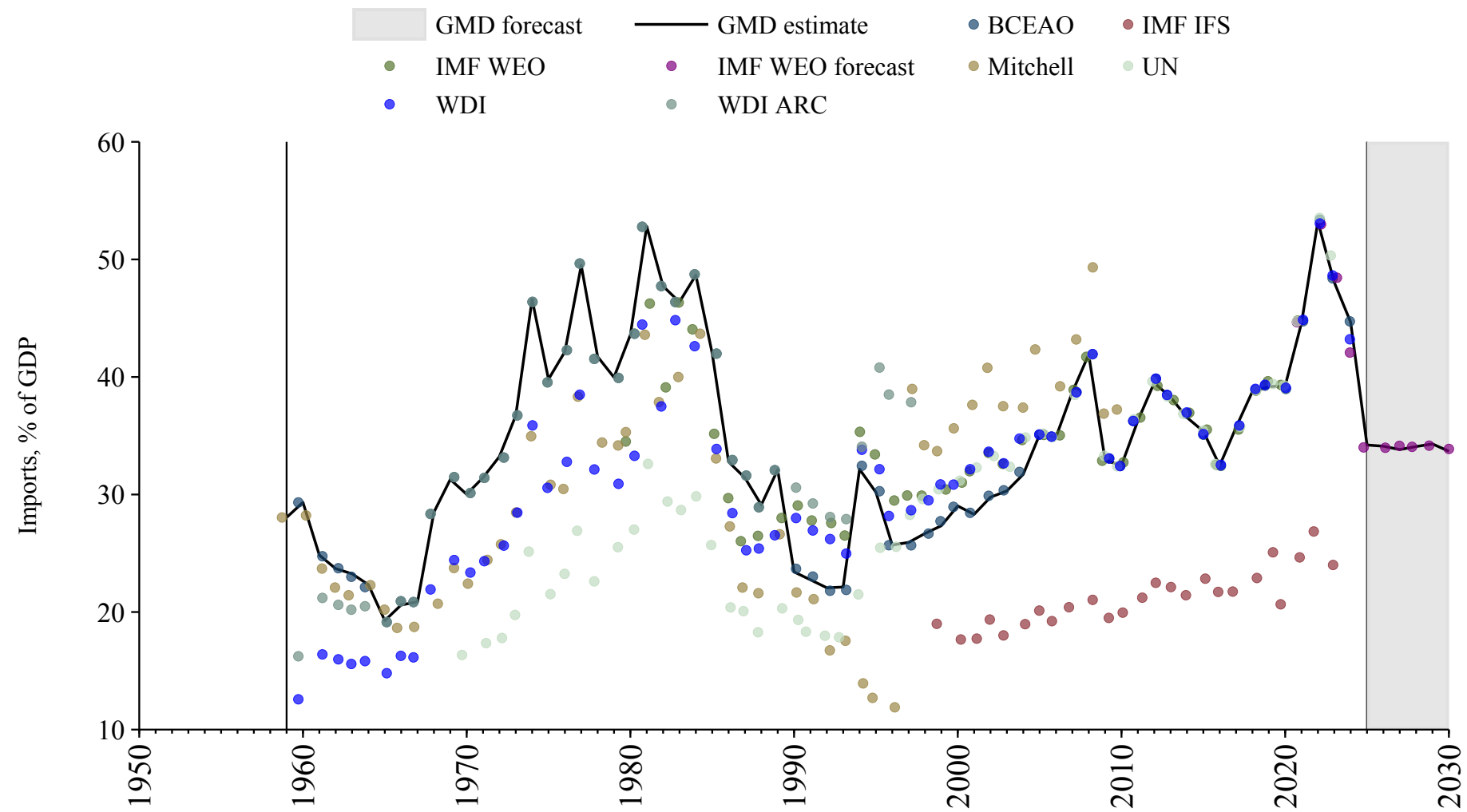
Saudi Arabia

| Source | Time span | Notes |
|--|-------------|--|
| World Bank (Archives) (1999) | 1960 - 1967 | Spliced using overlapping data in 1968. |
| World Bank (2024) | 1968 - 1969 | Spliced using overlapping data in 1970. |
| United Nations (2024) | 1970 - 2012 | Spliced using overlapping data in 2013. |
| Arab Monetary Fund (2024) | 2013 - 2021 | Baseline source, overlaps with base year 2018. |
| United Nations (2024) | 2022 - 2023 | Spliced using overlapping data in 2024. |
| International Monetary Fund (2025) | 2024 - 2024 | Spliced using overlapping data in 2025. |
| WEO (2024b) | 2025 - 2030 | Spliced using overlapping data in 2031. |



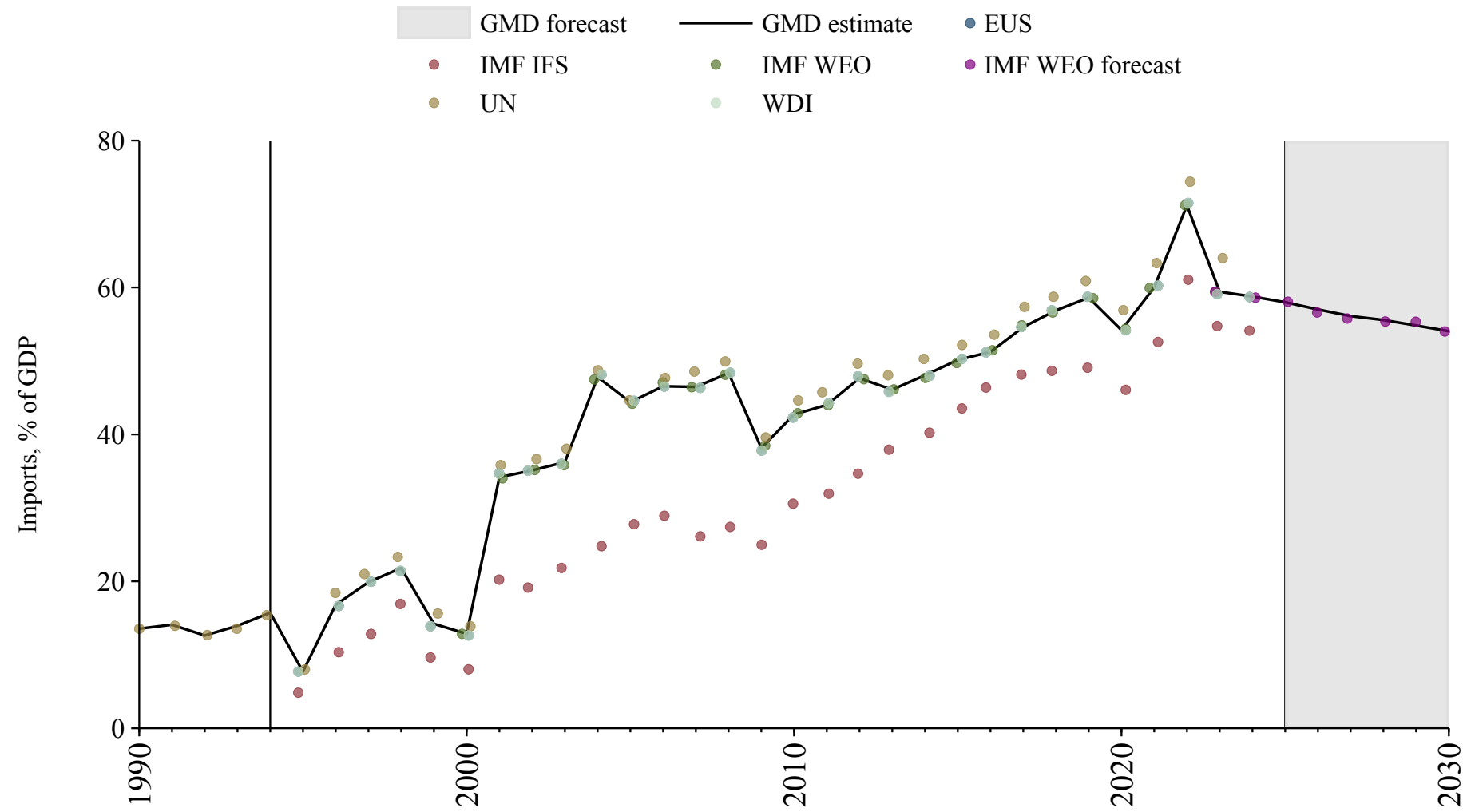
Senegal

| Source | Time span | Notes |
|--|-------------|--|
| Mitchell (2013) | 1959 - 1959 | Spliced using overlapping data in 1960. |
| Banque centrale des États de l'Afrique de l'Ouest (2024) | 1960 - 2024 | Baseline source, overlaps with base year 2018. |
| WEO (2024b) | 2025 - 2030 | Spliced using overlapping data in 2031. |



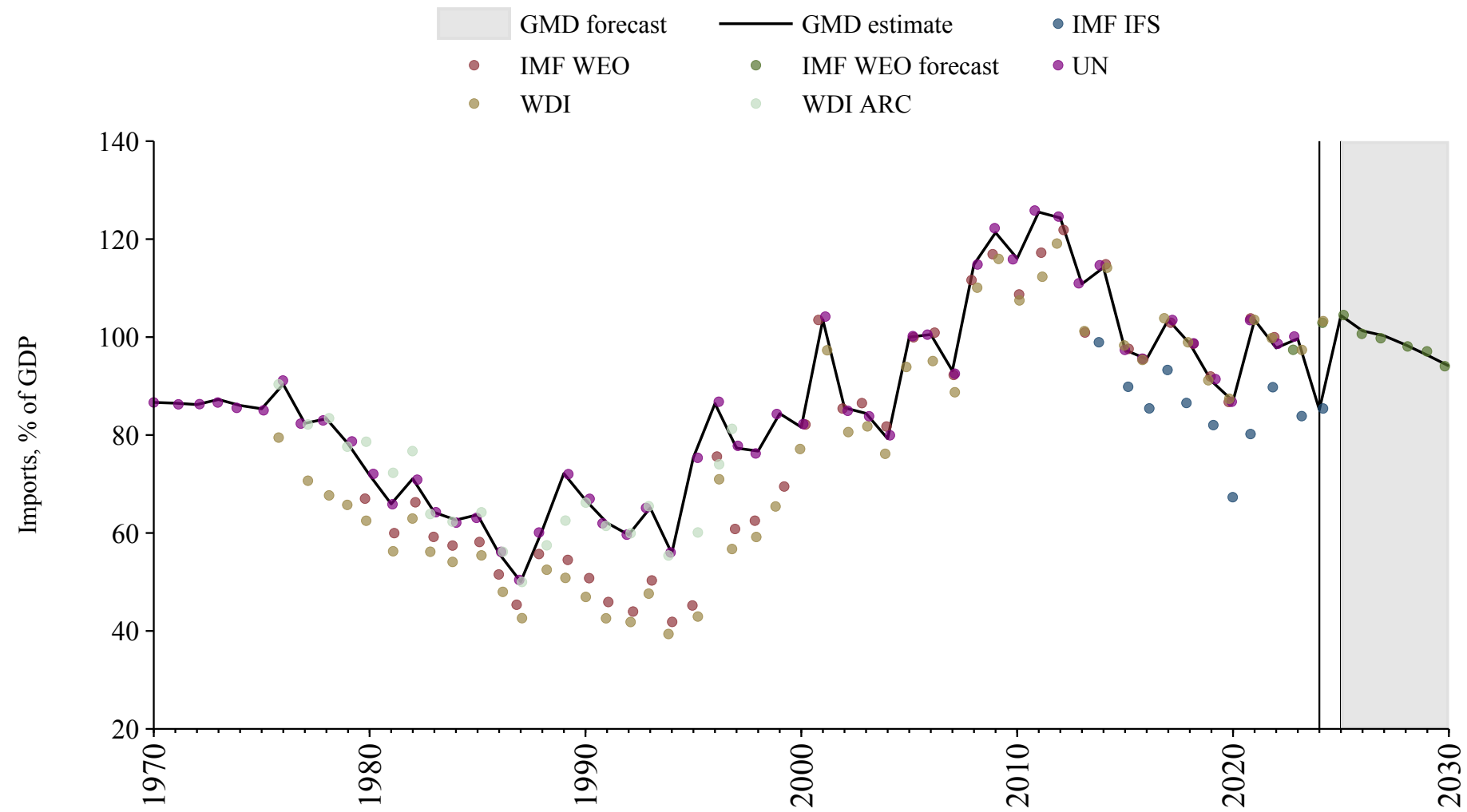
Serbia

| Source | Time span | Notes |
|---------------------------------------|-------------|--|
| United Nations (2024) | 1990 - 1994 | Spliced using overlapping data in 1995. |
| Commission (2024) | 1995 - 2024 | Baseline source, overlaps with base year 2018. |
| WEO (2024b) | 2025 - 2030 | Spliced using overlapping data in 2031. |



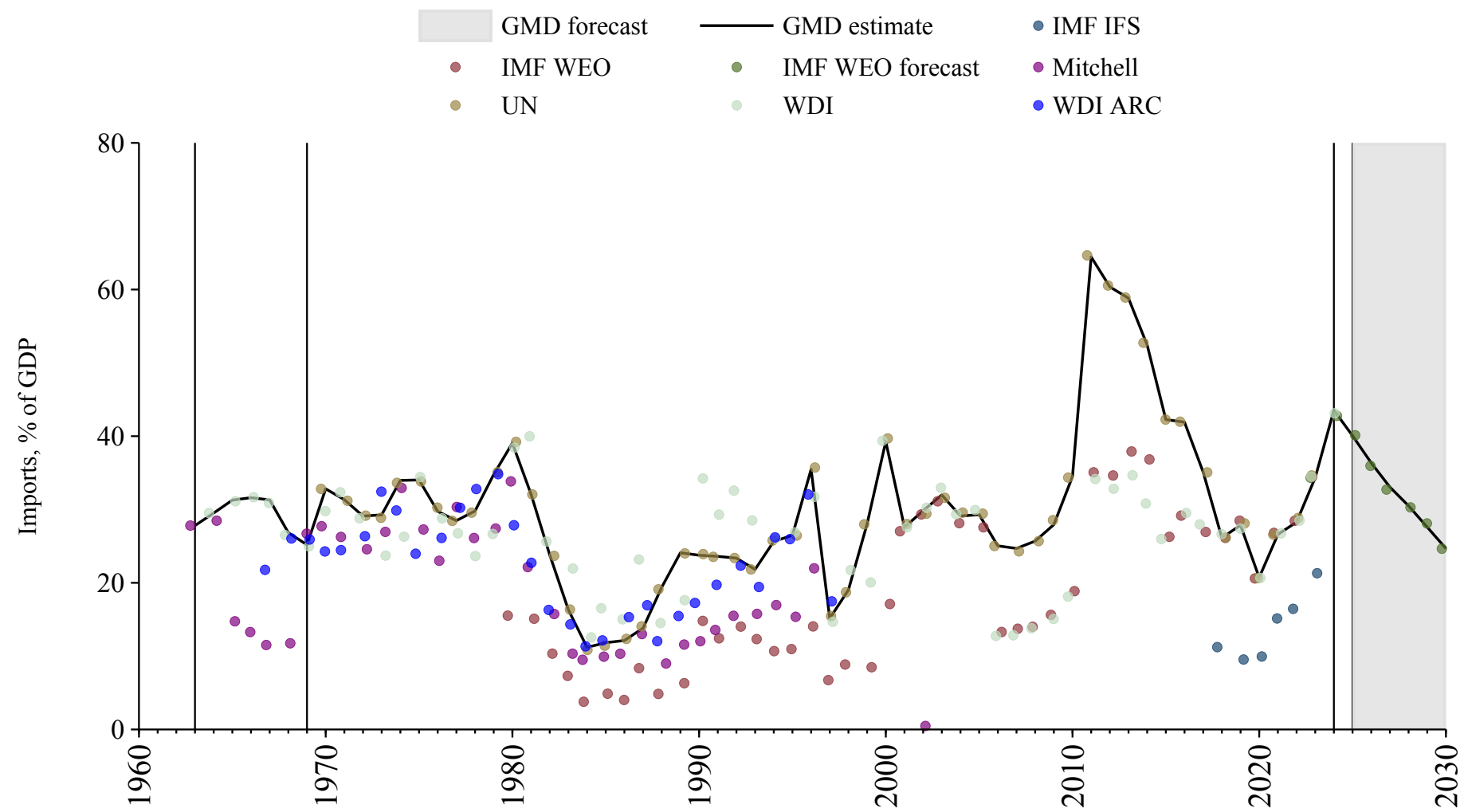
Seychelles

| Source | Time span | Notes |
|--|-------------|--|
| United Nations (2024) | 1970 - 2023 | Baseline source, overlaps with base year 2018. |
| International Monetary Fund (2025) | 2024 - 2024 | Spliced using overlapping data in 2025. |
| WEO (2024b) | 2025 - 2030 | Spliced using overlapping data in 2031. |



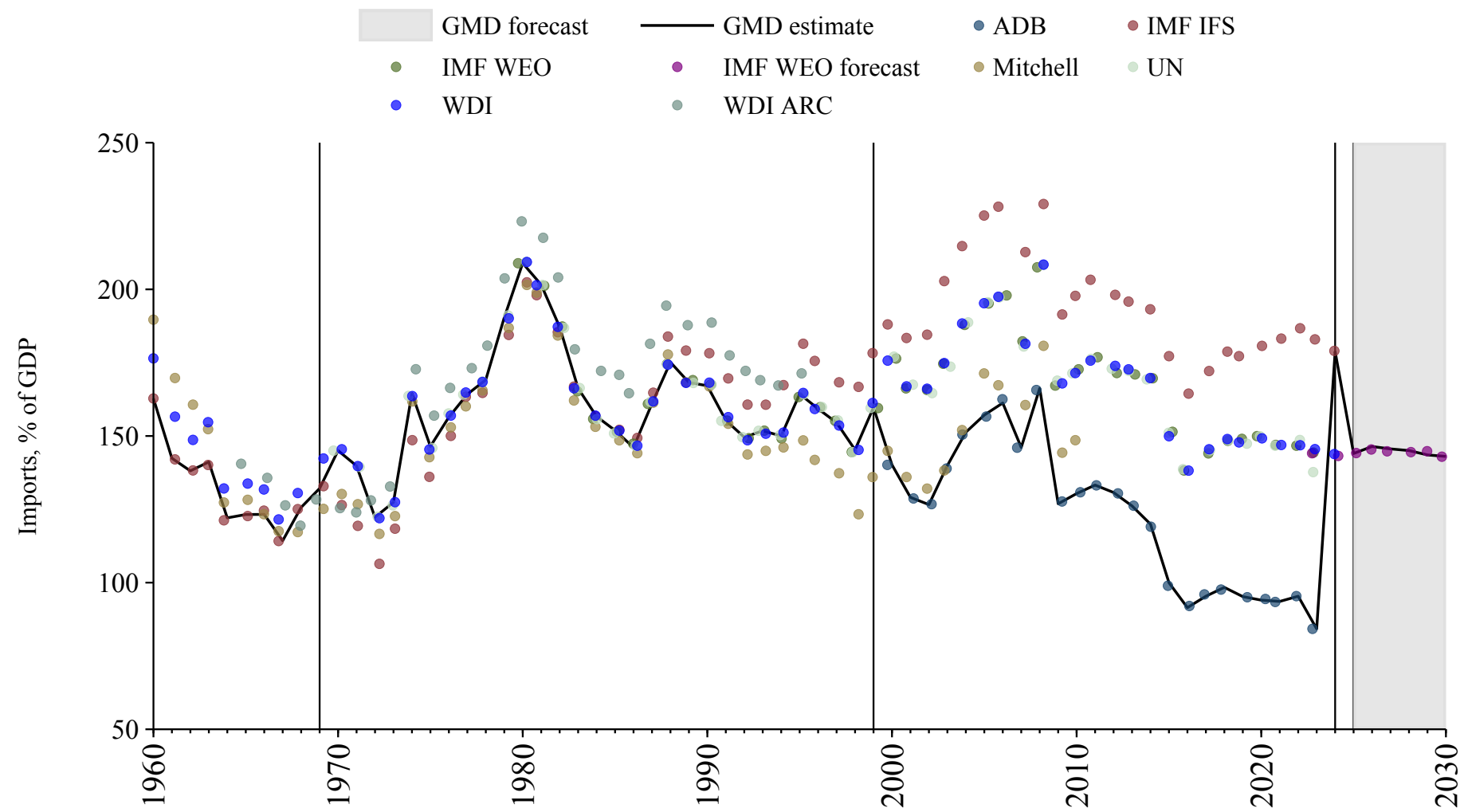
Sierra Leone

| Source | Time span | Notes |
|---------------------------------------|-------------|--|
| Mitchell (2013) | 1963 - 1963 | Spliced using overlapping data in 1964. |
| World Bank (2024) | 1964 - 1969 | Spliced using overlapping data in 1970. |
| United Nations (2024) | 1970 - 2023 | Baseline source, overlaps with base year 2018. |
| World Bank (2024) | 2024 - 2024 | Spliced using overlapping data in 2025. |
| WEO (2024b) | 2025 - 2030 | Spliced using overlapping data in 2031. |



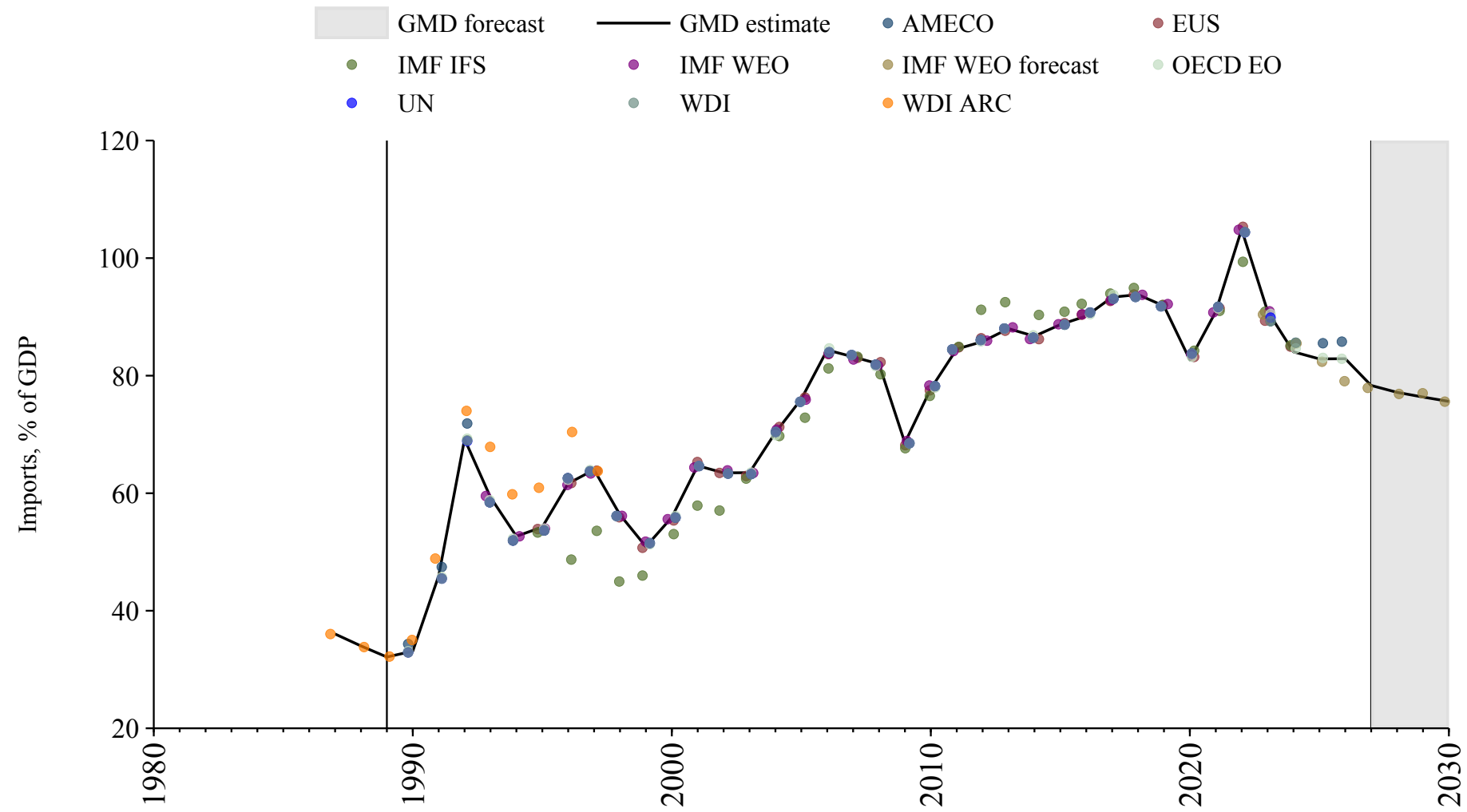
Singapore

| Source | Time span | Notes |
|--|-------------|--|
| International Monetary Fund (2025) | 1960 - 1969 | Spliced using overlapping data in 1970. |
| United Nations (2024) | 1970 - 1999 | Spliced using overlapping data in 2000. |
| Asian Development Bank (2024) | 2000 - 2023 | Baseline source, overlaps with base year 2018. |
| International Monetary Fund (2025) | 2024 - 2024 | Spliced using overlapping data in 2025. |
| WEO (2024b) | 2025 - 2030 | Spliced using overlapping data in 2031. |



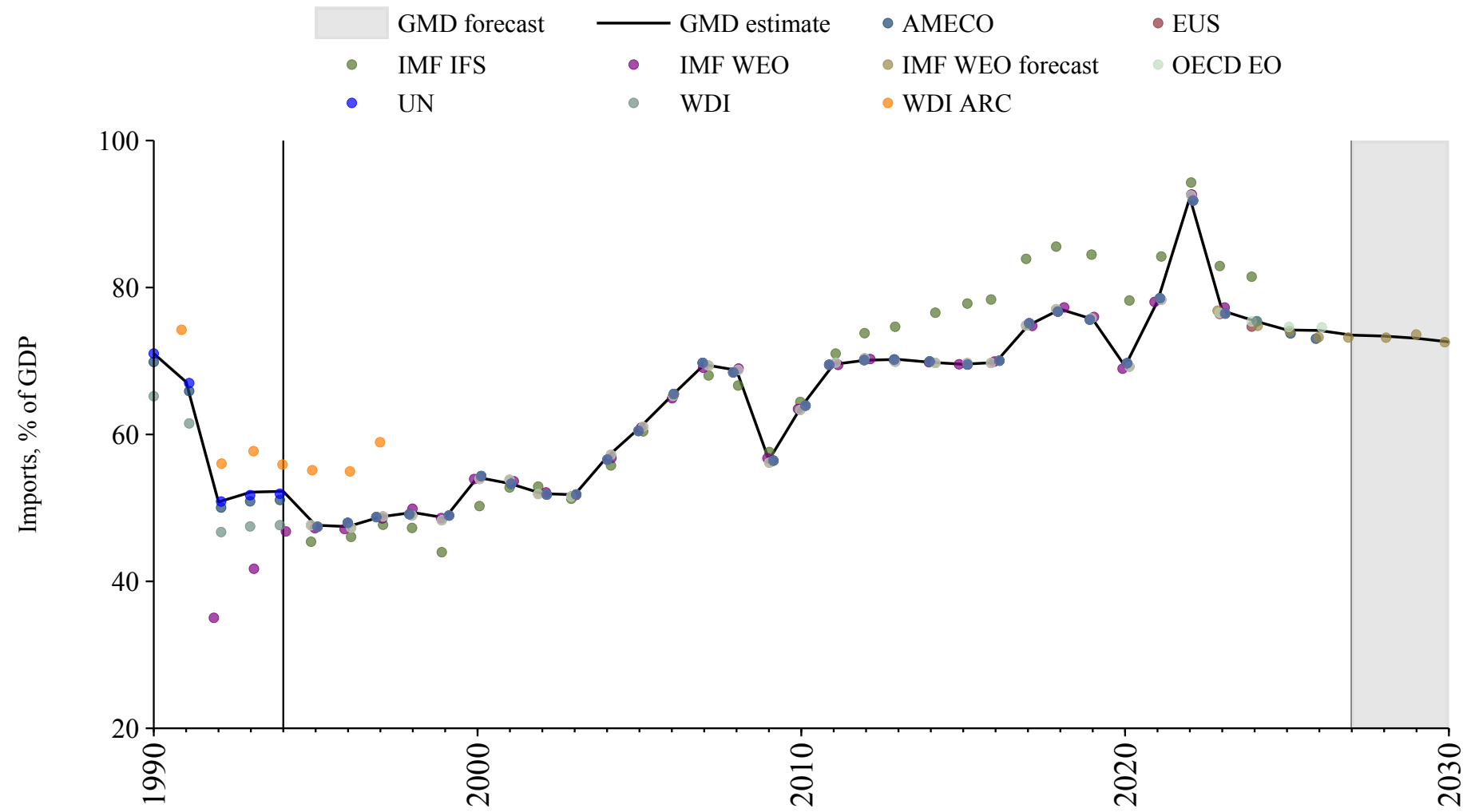
Slovakia

| Source | Time span | Notes |
|--|-------------|--|
| World Bank (Archives) (1999) | 1987 - 1989 | Spliced using overlapping data in 1990. |
| OECD Economic Outlook (2024) | 1990 - 2026 | Baseline source, overlaps with base year 2018. |
| WEO (2024b) | 2027 - 2030 | Spliced using overlapping data in 2031. |



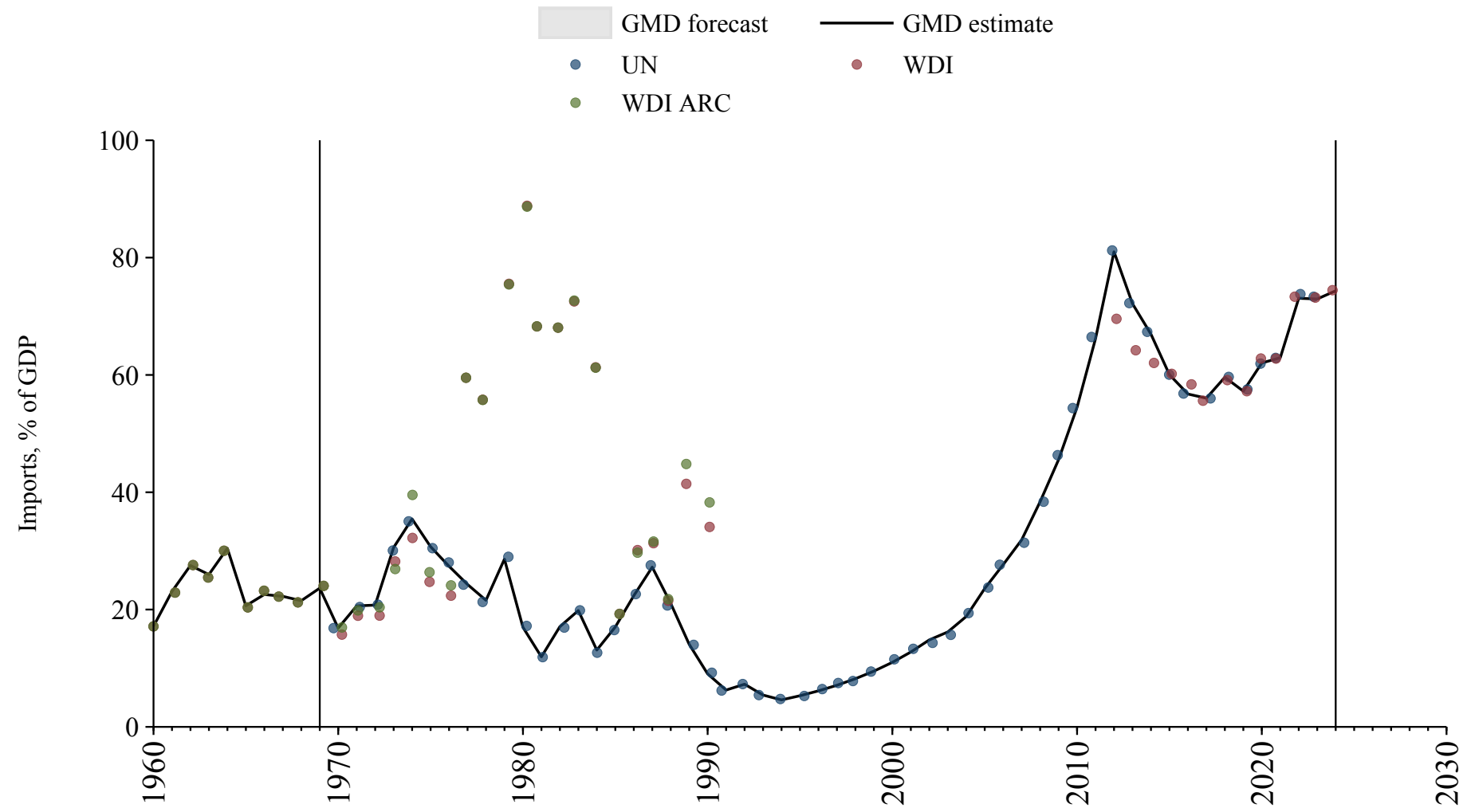
Slovenia

| Source | Time span | Notes |
|--|-------------|--|
| United Nations (2024) | 1990 - 1994 | Spliced using overlapping data in 1995. |
| OECD Economic Outlook (2024) | 1995 - 2026 | Baseline source, overlaps with base year 2018. |
| WEO (2024b) | 2027 - 2030 | Spliced using overlapping data in 2031. |



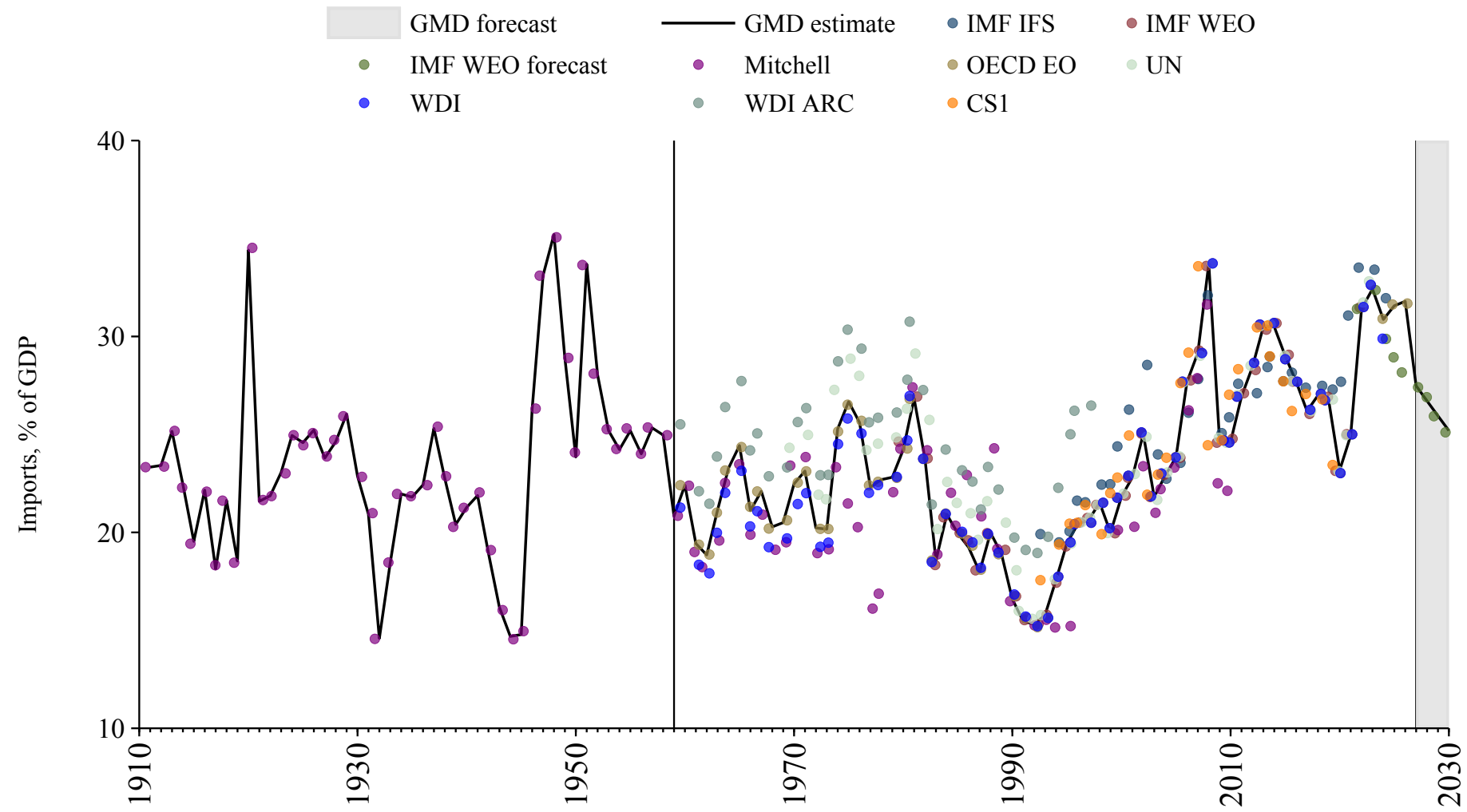
Somalia

| Source | Time span | Notes |
|---------------------------------------|-------------|--|
| World Bank (2024) | 1960 - 1969 | Spliced using overlapping data in 1970. |
| United Nations (2024) | 1970 - 2023 | Baseline source, overlaps with base year 2018. |
| World Bank (2024) | 2024 - 2024 | Spliced using overlapping data in 2025. |



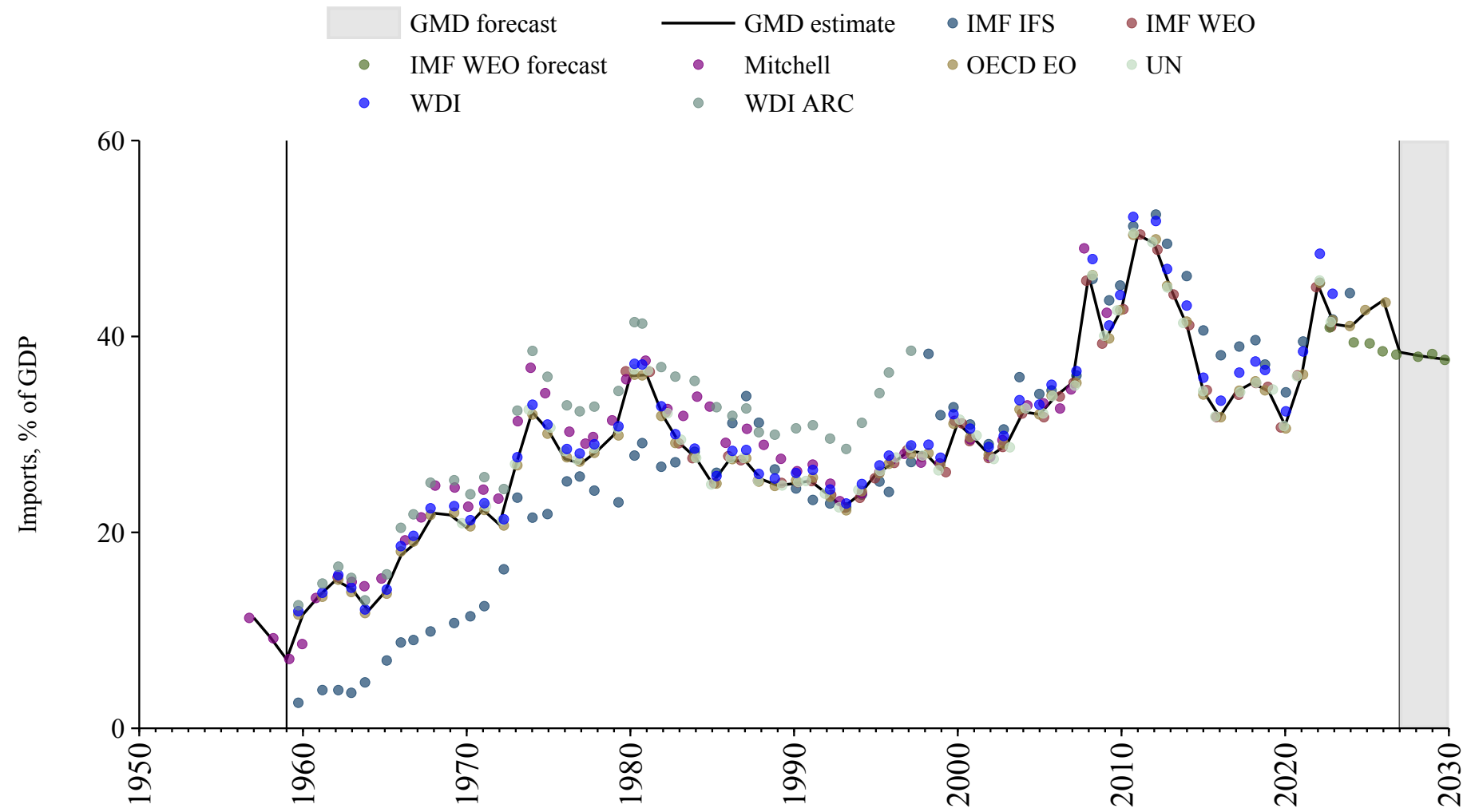
South Africa

| Source | Time span | Notes |
|--|-------------|--|
| Mitchell (2013) | 1911 - 1959 | Spliced using overlapping data in 1960. |
| OECD Economic Outlook (2024) | 1960 - 2026 | Baseline source, overlaps with base year 2018. |
| WEO (2024b) | 2027 - 2030 | Spliced using overlapping data in 2031. |



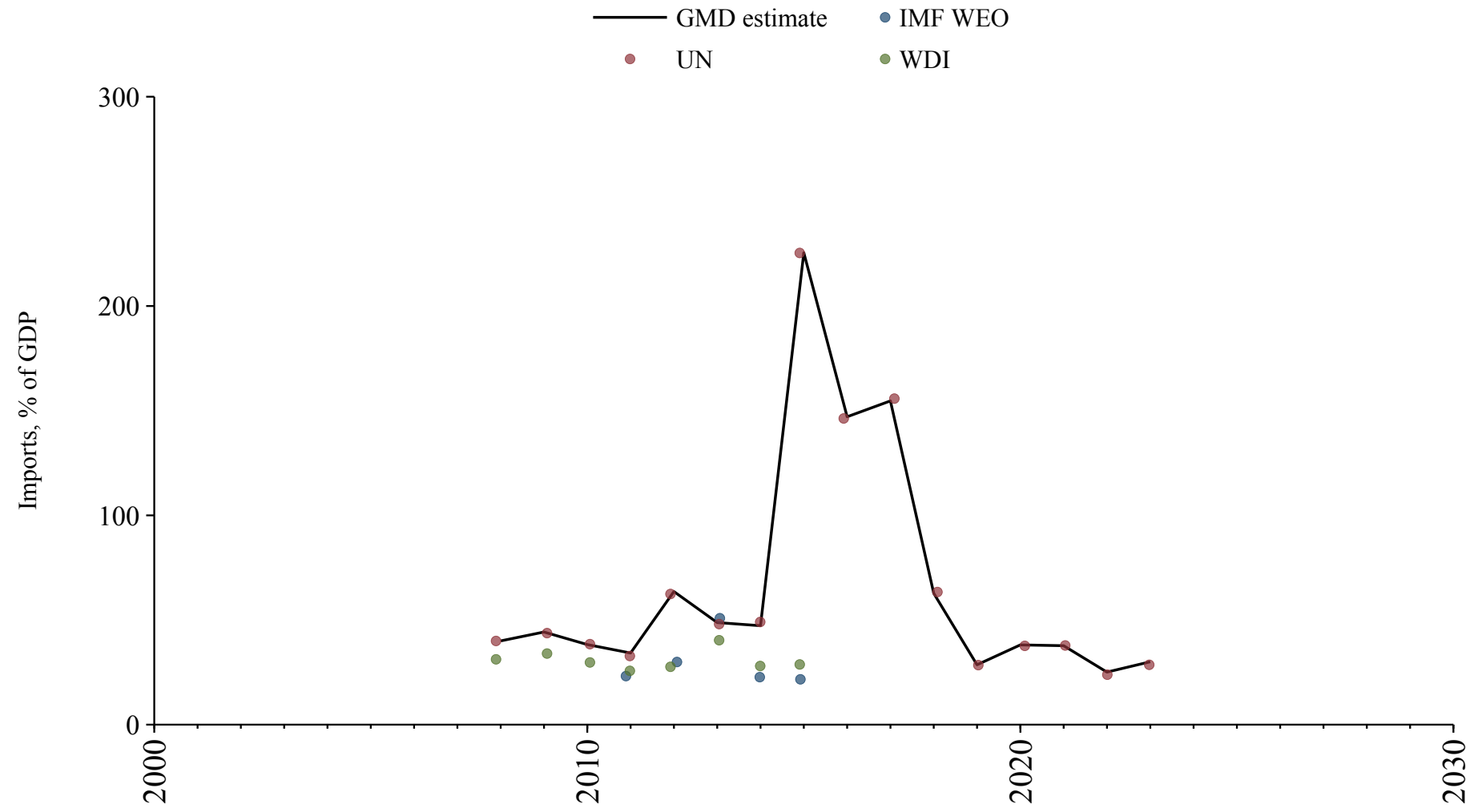
South Korea

| Source | Time span | Notes |
|--|-------------|--|
| Mitchell (2013) | 1957 - 1959 | Spliced using overlapping data in 1960. |
| OECD Economic Outlook (2024) | 1960 - 2026 | Baseline source, overlaps with base year 2018. |
| WEO (2024b) | 2027 - 2030 | Spliced using overlapping data in 2031. |



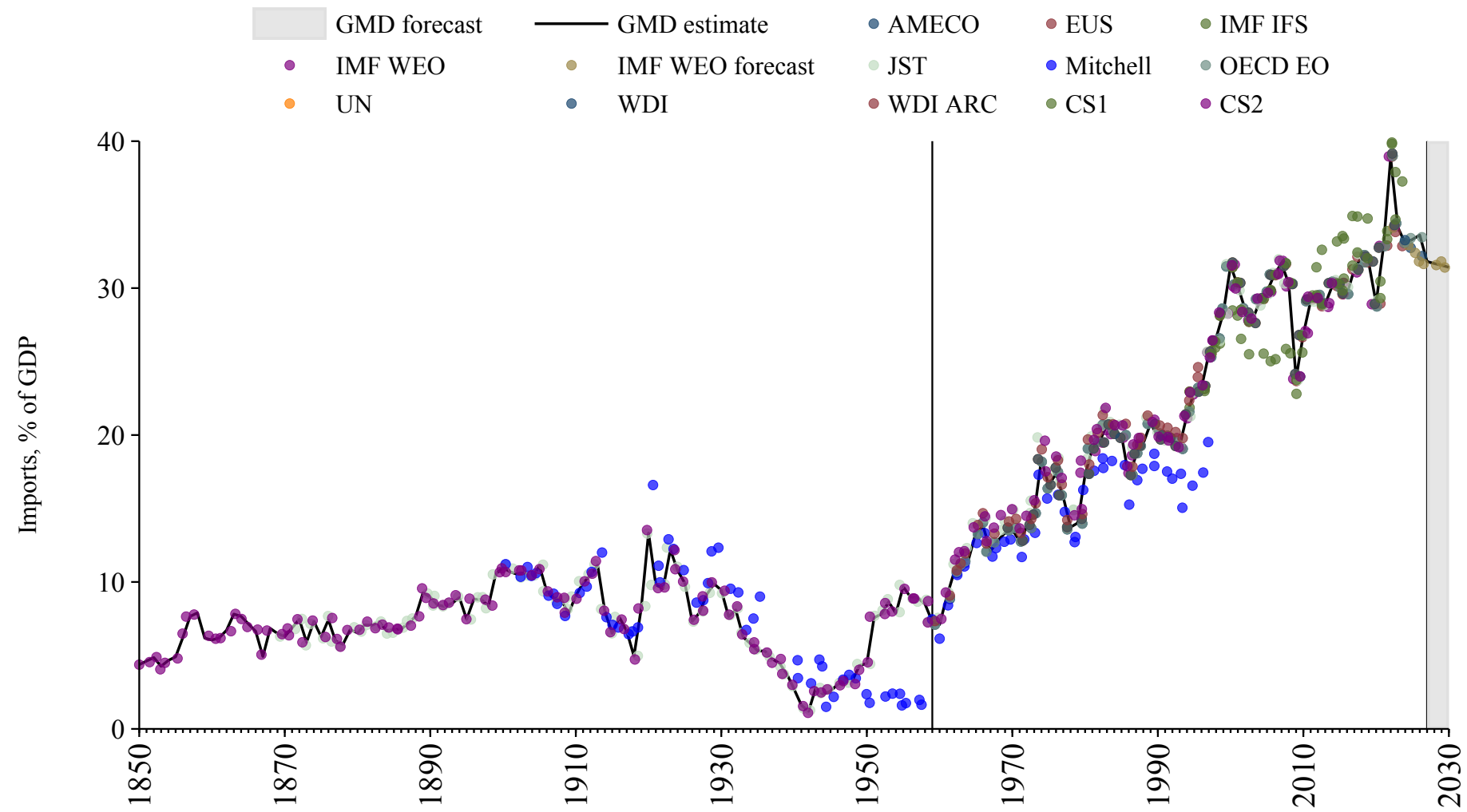
South Sudan

| Source | Time span | Notes |
|---------------------------------------|-------------|--|
| United Nations (2024) | 2008 - 2023 | Baseline source, overlaps with base year 2018. |



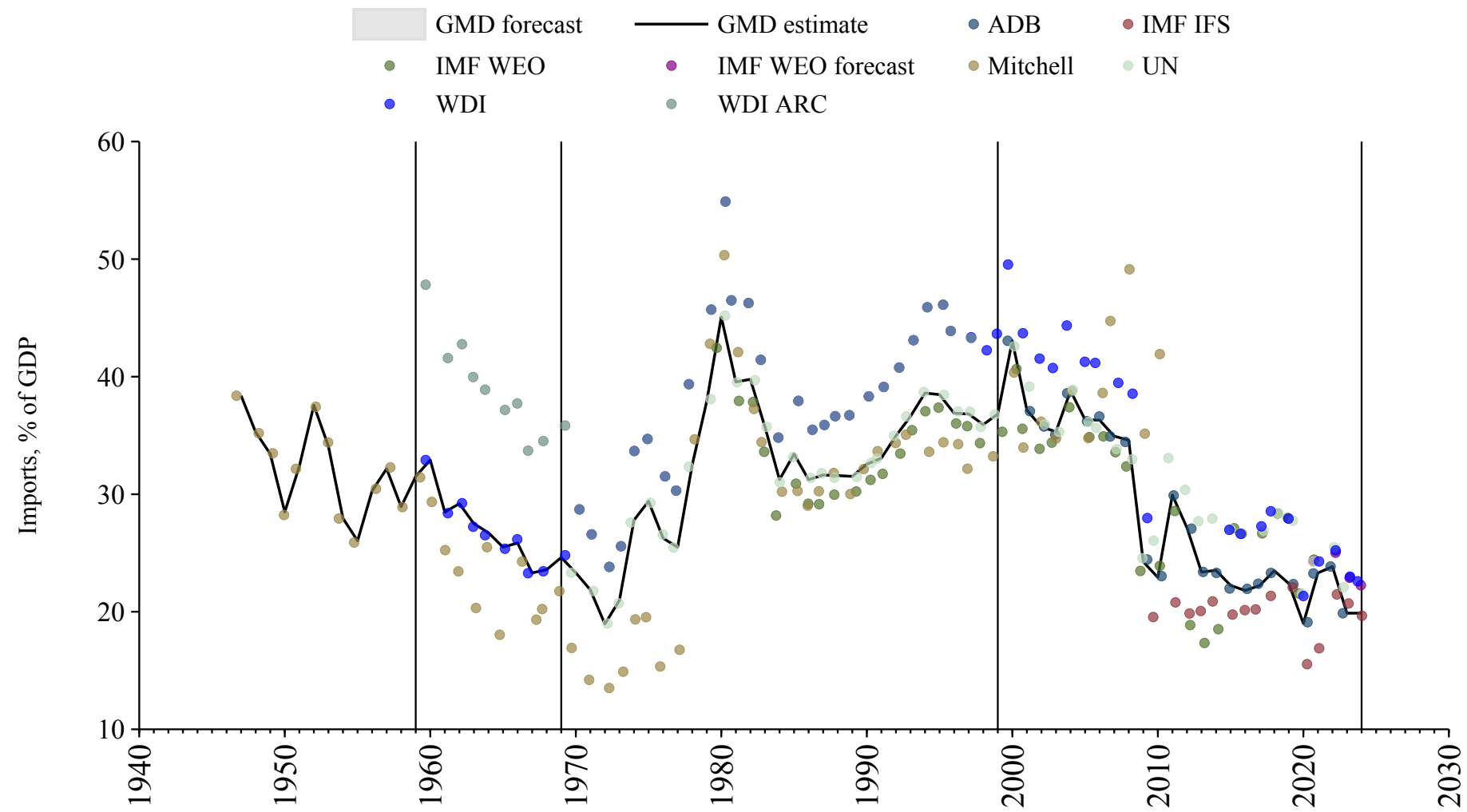
Spain

| Source | Time span | Notes |
|--|-------------|--|
| Banco de España (2021) | 1850 - 1959 | Spliced using overlapping data in 1960. |
| OECD Economic Outlook (2024) | 1960 - 2026 | Baseline source, overlaps with base year 2018. |
| WEO (2024b) | 2027 - 2030 | Spliced using overlapping data in 2031. |



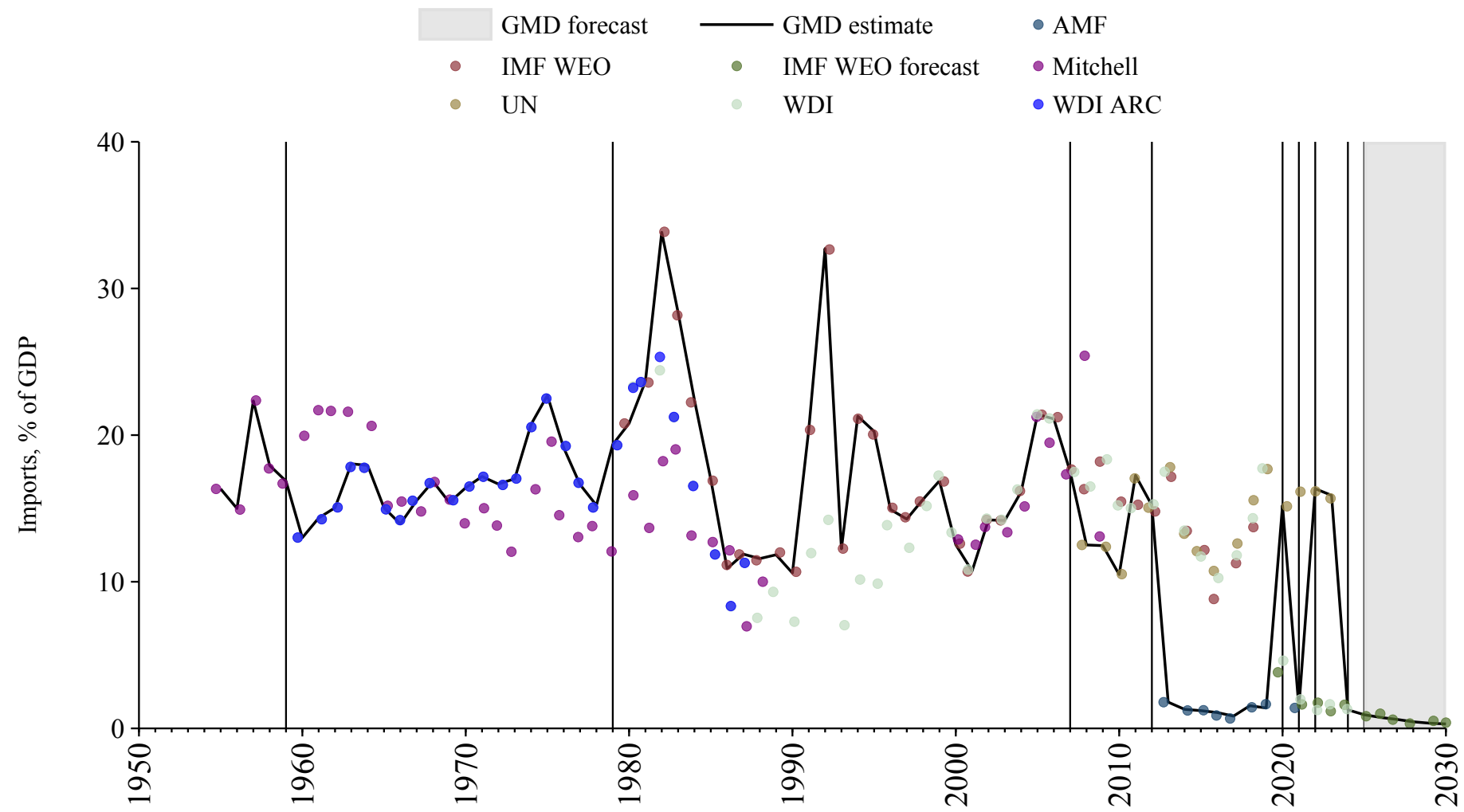
Sri Lanka

| Source | Time span | Notes |
|--|-------------|--|
| Mitchell (2013) | 1947 - 1959 | Spliced using overlapping data in 1960. |
| World Bank (2024) | 1960 - 1969 | Spliced using overlapping data in 1970. |
| United Nations (2024) | 1970 - 1999 | Spliced using overlapping data in 2000. |
| Asian Development Bank (2024) | 2000 - 2023 | Baseline source, overlaps with base year 2018. |
| International Monetary Fund (2025) | 2024 - 2024 | Spliced using overlapping data in 2025. |



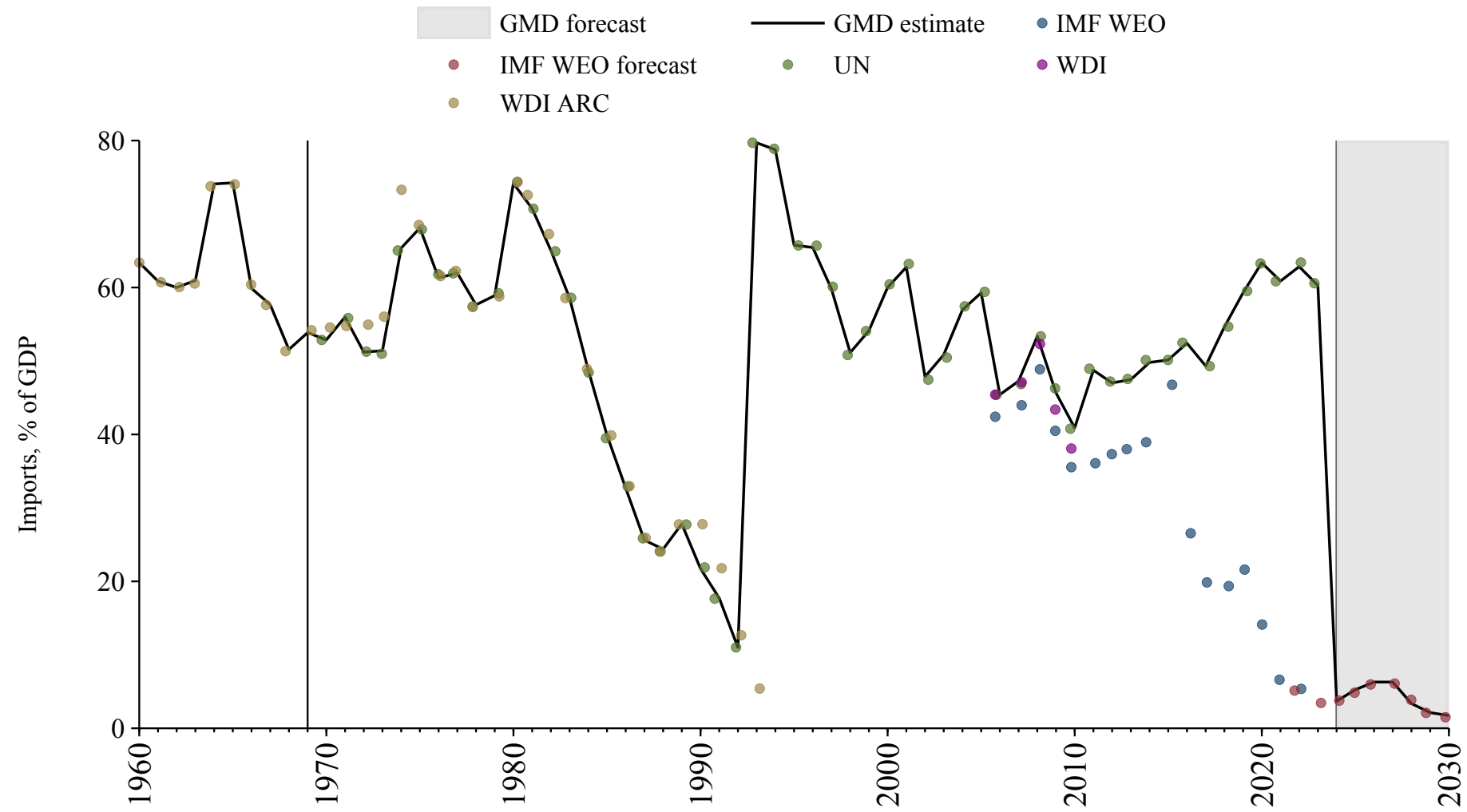
Sudan

| Source | Time span | Notes |
|---|-------------|--|
| Mitchell (2013) | 1955 - 1959 | Spliced using overlapping data in 1960. |
| World Bank (2024) | 1960 - 1979 | Spliced using overlapping data in 1980. |
| WEO (2024a) | 1980 - 2007 | Spliced using overlapping data in 2008. |
| United Nations (2024) | 2008 - 2012 | Spliced using overlapping data in 2013. |
| Arab Monetary Fund (2024) | 2013 - 2019 | Baseline source, overlaps with base year 2018. |
| United Nations (2024) | 2020 - 2020 | Spliced using overlapping data in 2021. |
| Arab Monetary Fund (2024) | 2021 - 2021 | Spliced using overlapping data in 2022. |
| United Nations (2024) | 2022 - 2023 | Spliced using overlapping data in 2024. |
| World Bank (2024) | 2024 - 2024 | Spliced using overlapping data in 2025. |
| WEO (2024b) | 2025 - 2030 | Spliced using overlapping data in 2031. |



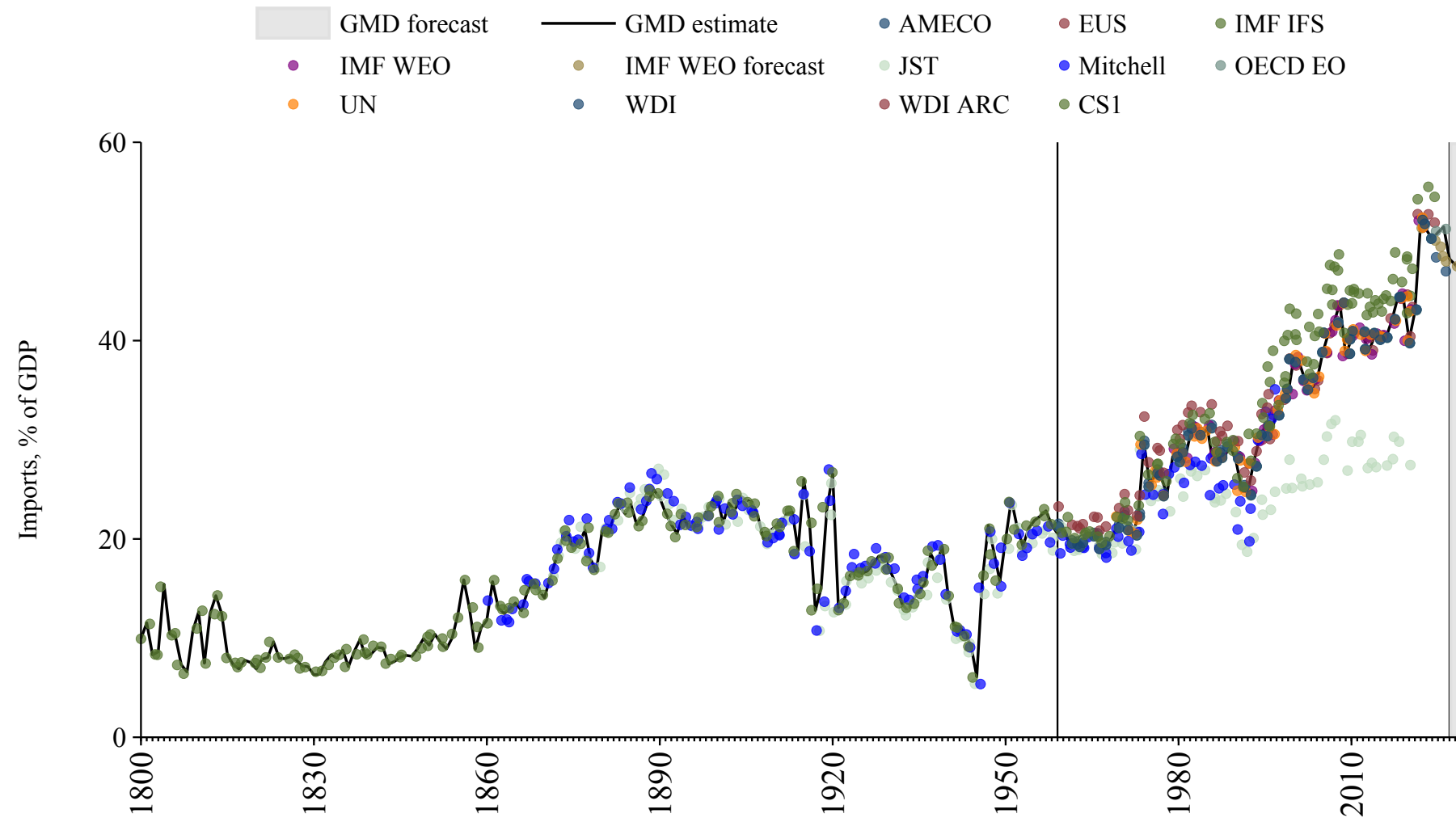
Suriname

| Source | Time span | Notes |
|--|-------------|--|
| World Bank (Archives) (1999) | 1960 - 1969 | Spliced using overlapping data in 1970. |
| United Nations (2024) | 1970 - 2023 | Baseline source, overlaps with base year 2018. |
| WEO (2024b) | 2024 - 2030 | Spliced using overlapping data in 2031. |



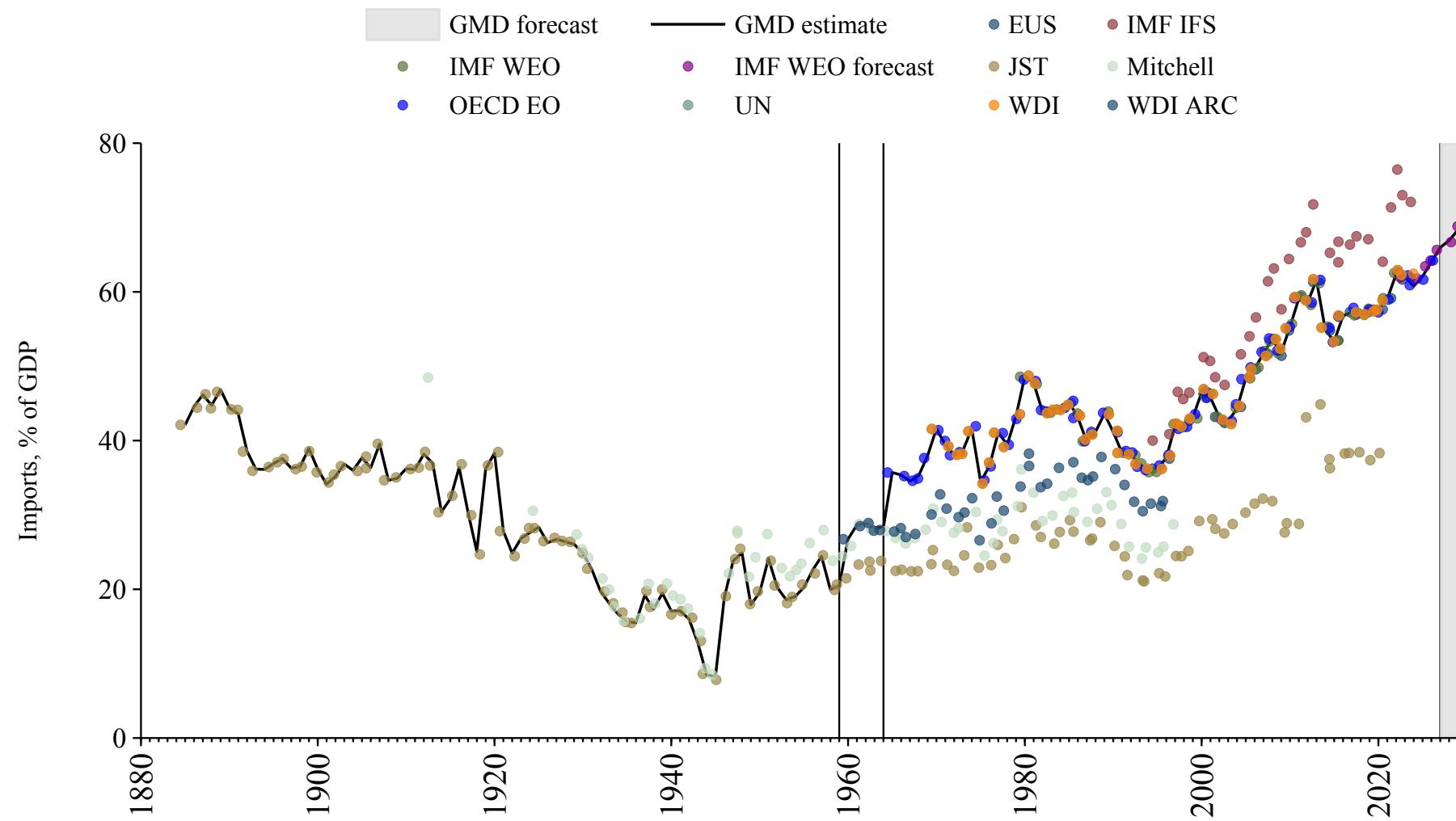
Sweden

| Source | Time span | Notes |
|--|-------------|--|
| Krantz | 1800 - 1959 | Spliced using overlapping data in 1960. |
| OECD Economic Outlook (2024) | 1960 - 2026 | Baseline source, overlaps with base year 2018. |
| WEO (2024b) | 2027 - 2030 | Spliced using overlapping data in 2031. |



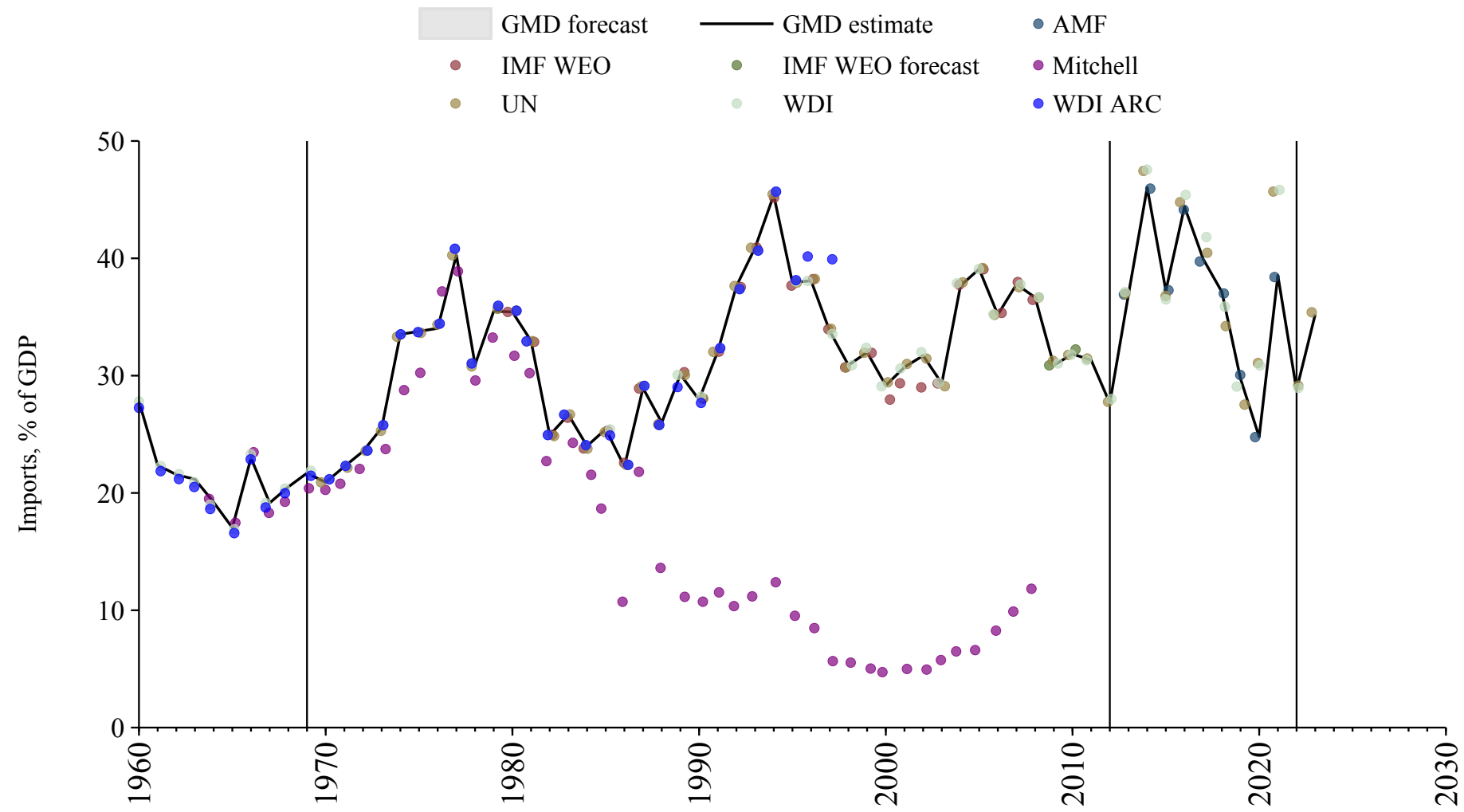
Switzerland

| Source | Time span | Notes |
|--|-------------|--|
| Jordà et al. (2017) | 1885 - 1959 | Spliced using overlapping data in 1960. |
| World Bank (Archives) (1999) | 1960 - 1964 | Spliced using overlapping data in 1965. |
| OECD Economic Outlook (2024) | 1965 - 2026 | Baseline source, overlaps with base year 2018. |
| WEO (2024b) | 2027 - 2030 | Spliced using overlapping data in 2031. |



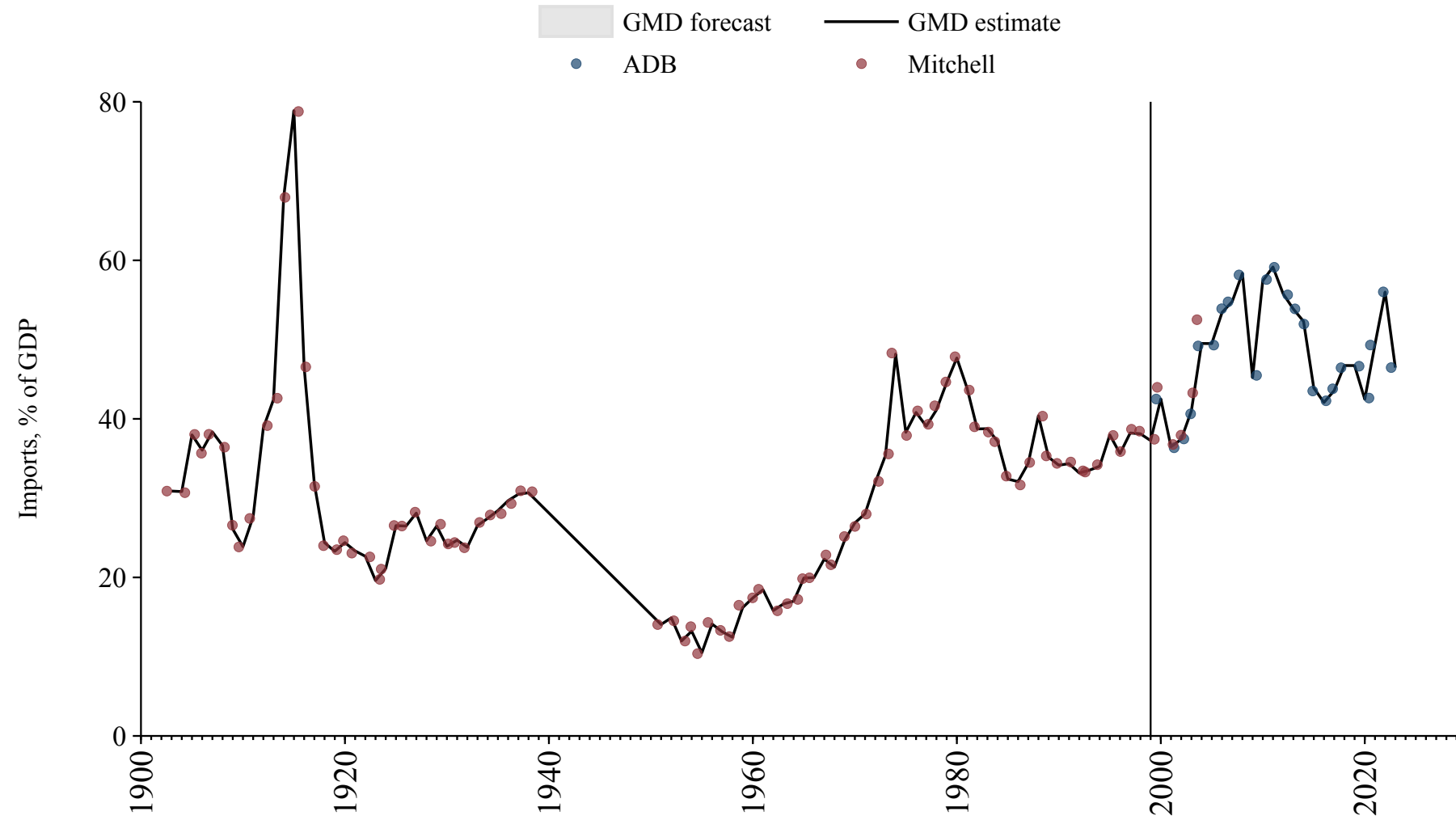
Syria

| Source | Time span | Notes |
|---|-------------|--|
| World Bank (2024) | 1960 - 1969 | Spliced using overlapping data in 1970. |
| United Nations (2024) | 1970 - 2012 | Spliced using overlapping data in 2013. |
| Arab Monetary Fund (2024) | 2013 - 2021 | Baseline source, overlaps with base year 2018. |
| United Nations (2024) | 2022 - 2023 | Spliced using overlapping data in 2024. |



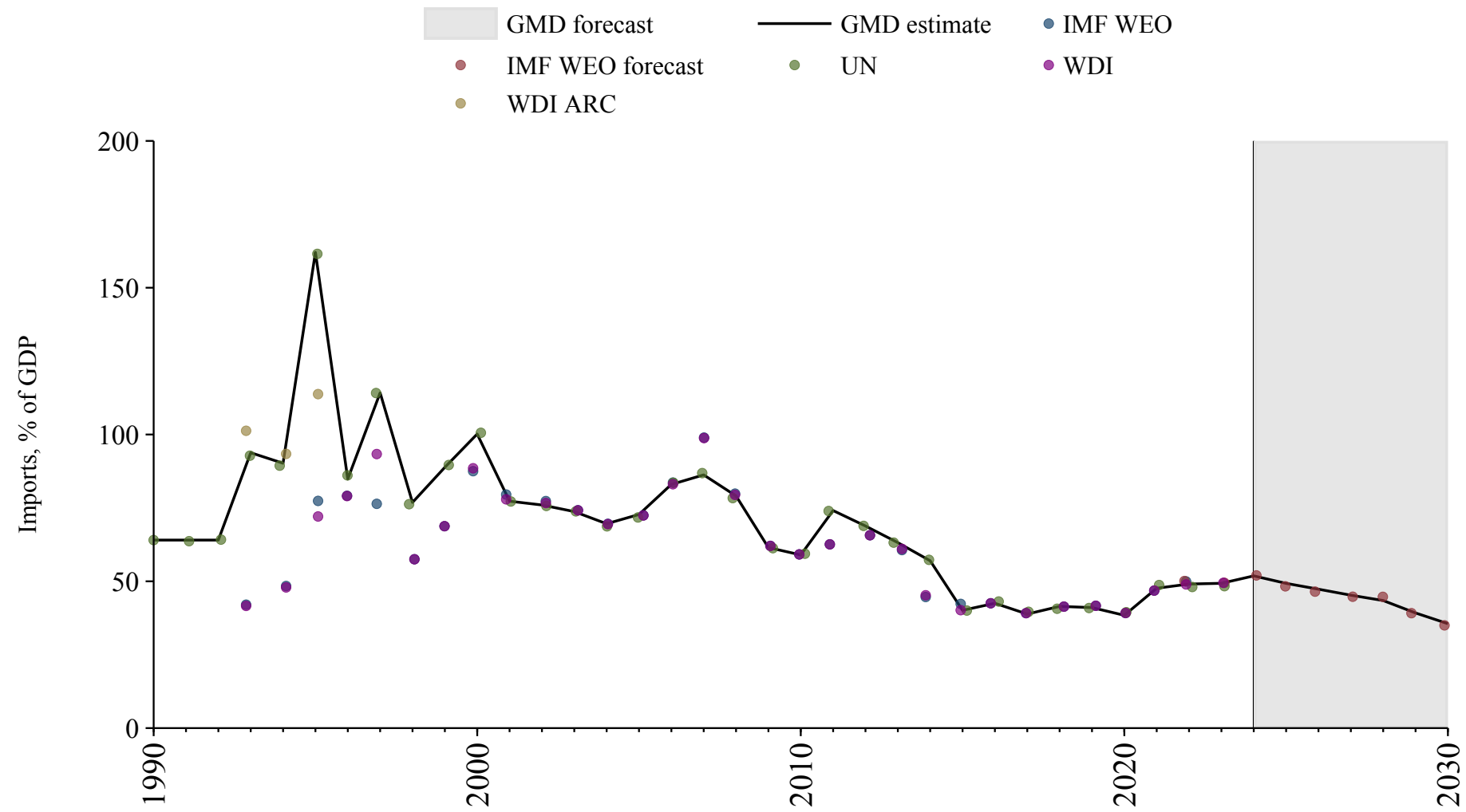
Taiwan

| Source | Time span | Notes |
|---|-------------|--|
| Mitchell (2013) | 1903 - 1999 | Spliced using overlapping data in 2000. |
| Asian Development Bank (2024) | 2000 - 2023 | Baseline source, overlaps with base year 2018. |



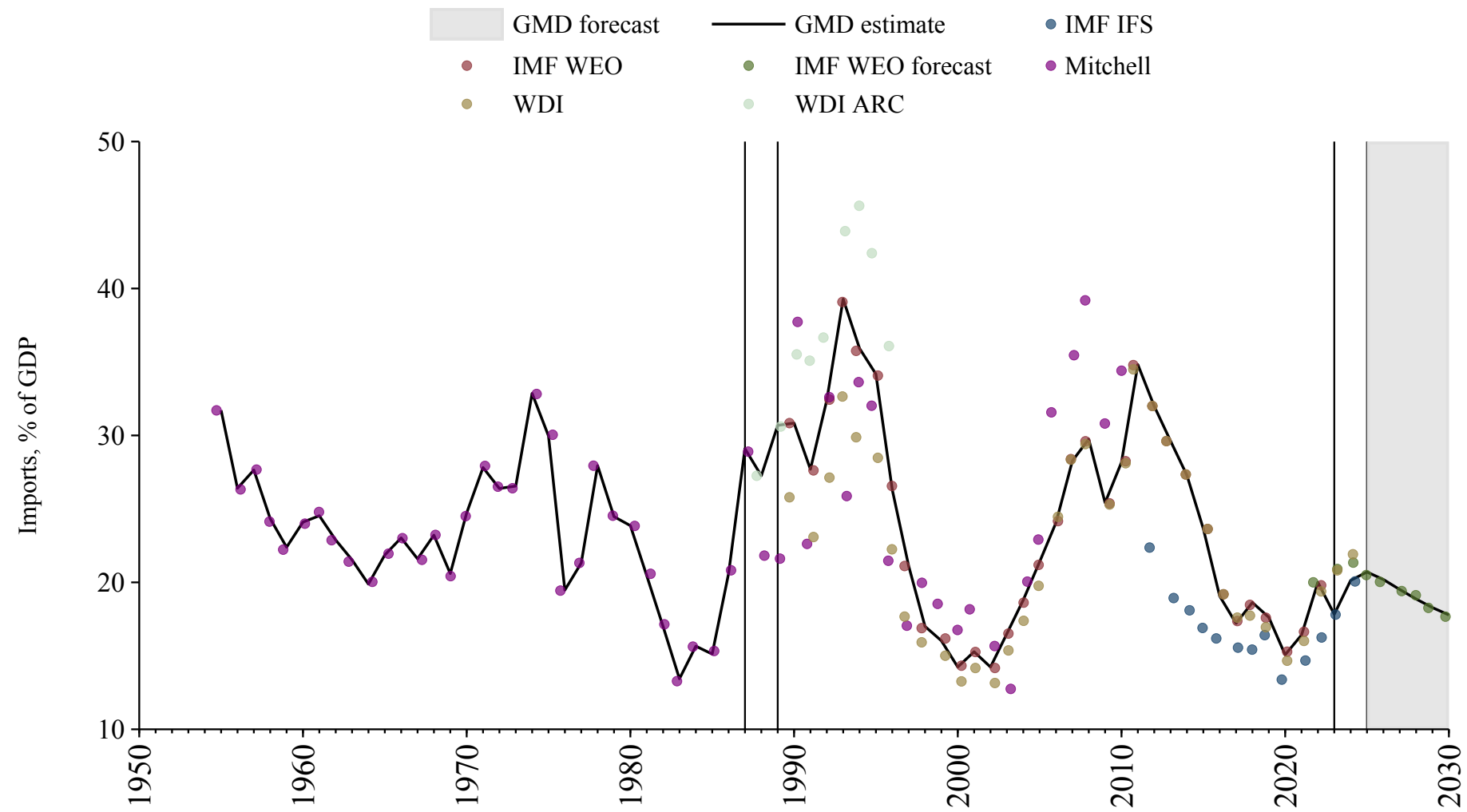
Tajikistan

| Source | Time span | Notes |
|---------------------------------------|-------------|--|
| United Nations (2024) | 1990 - 2023 | Baseline source, overlaps with base year 2018. |
| WEO (2024b) | 2024 - 2030 | Spliced using overlapping data in 2031. |



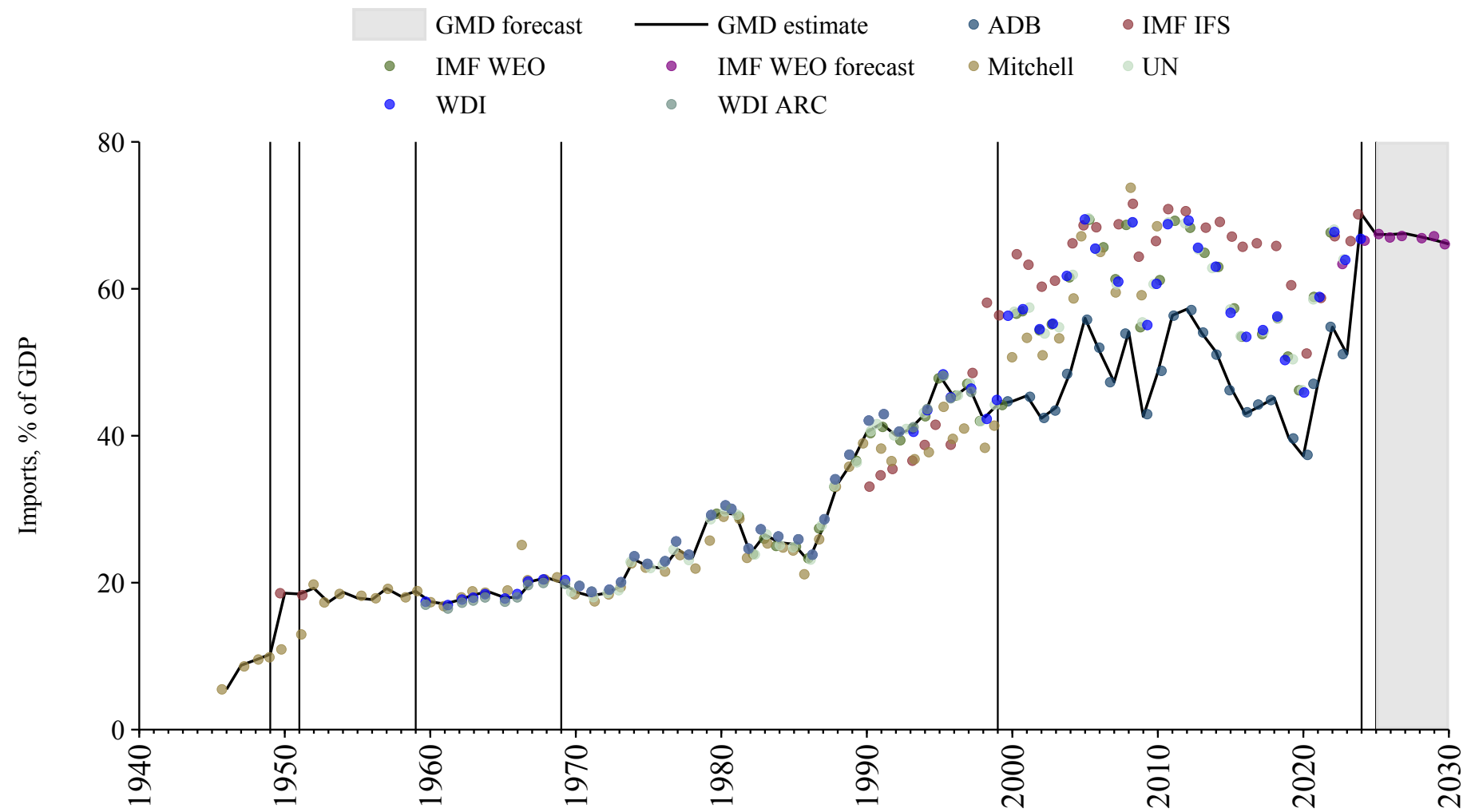
Tanzania

| Source | Time span | Notes |
|--|-------------|--|
| Mitchell (2013) | 1955 - 1987 | Spliced using overlapping data in 1988. |
| World Bank (Archives) (1999) | 1988 - 1989 | Spliced using overlapping data in 1990. |
| WEO (2024a) | 1990 - 2022 | Baseline source, overlaps with base year 2018. |
| International Monetary Fund (2025) | 2023 - 2024 | Spliced using overlapping data in 2025. |
| WEO (2024b) | 2025 - 2030 | Spliced using overlapping data in 2031. |



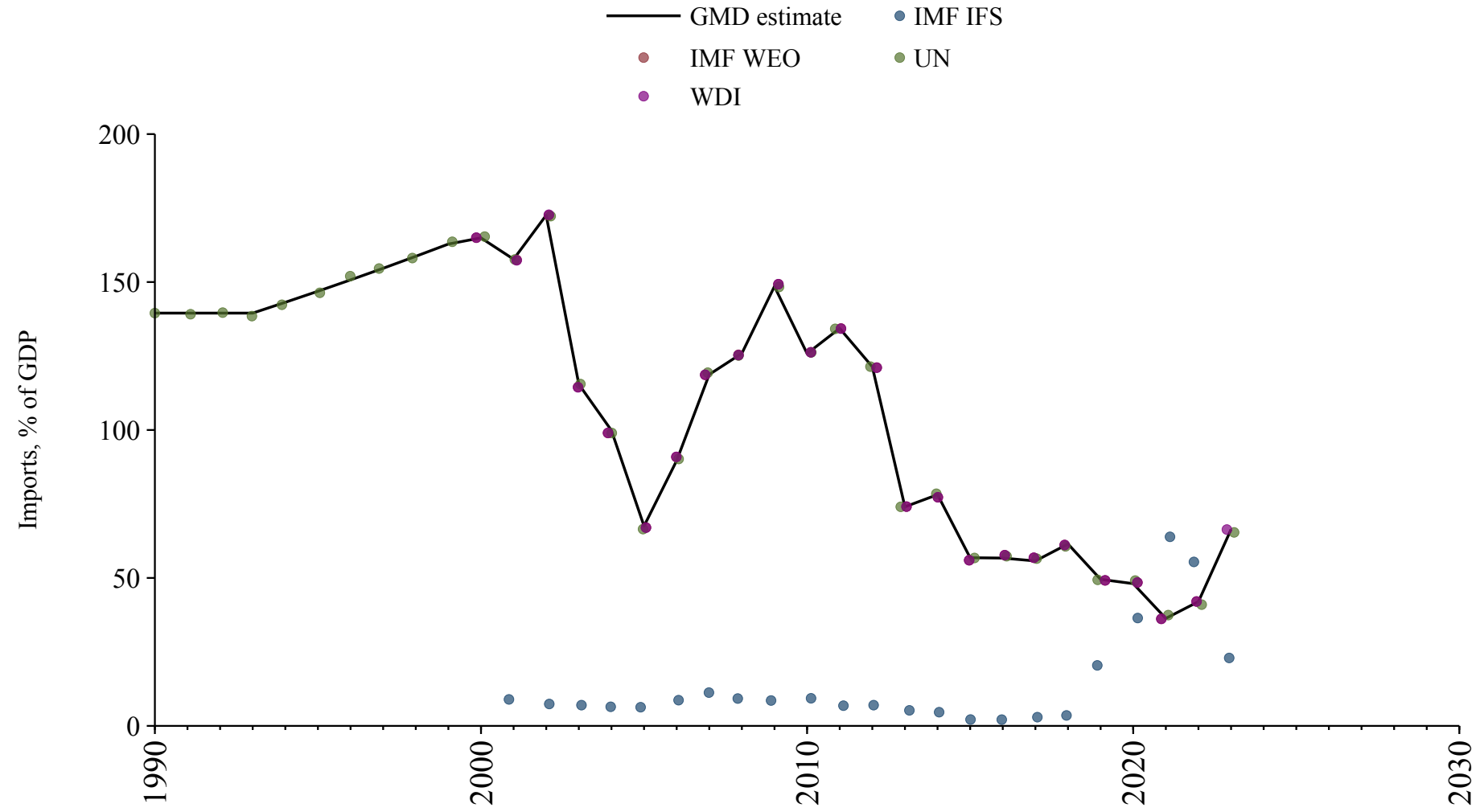
Thailand

| Source | Time span | Notes |
|--|-------------|--|
| Mitchell (2013) | 1946 - 1949 | Spliced using overlapping data in 1950. |
| International Monetary Fund (2025) | 1950 - 1951 | Spliced using overlapping data in 1952. |
| Mitchell (2013) | 1952 - 1959 | Spliced using overlapping data in 1960. |
| World Bank (2024) | 1960 - 1969 | Spliced using overlapping data in 1970. |
| United Nations (2024) | 1970 - 1999 | Spliced using overlapping data in 2000. |
| Asian Development Bank (2024) | 2000 - 2023 | Baseline source, overlaps with base year 2018. |
| International Monetary Fund (2025) | 2024 - 2024 | Spliced using overlapping data in 2025. |
| WEO (2024b) | 2025 - 2030 | Spliced using overlapping data in 2031. |



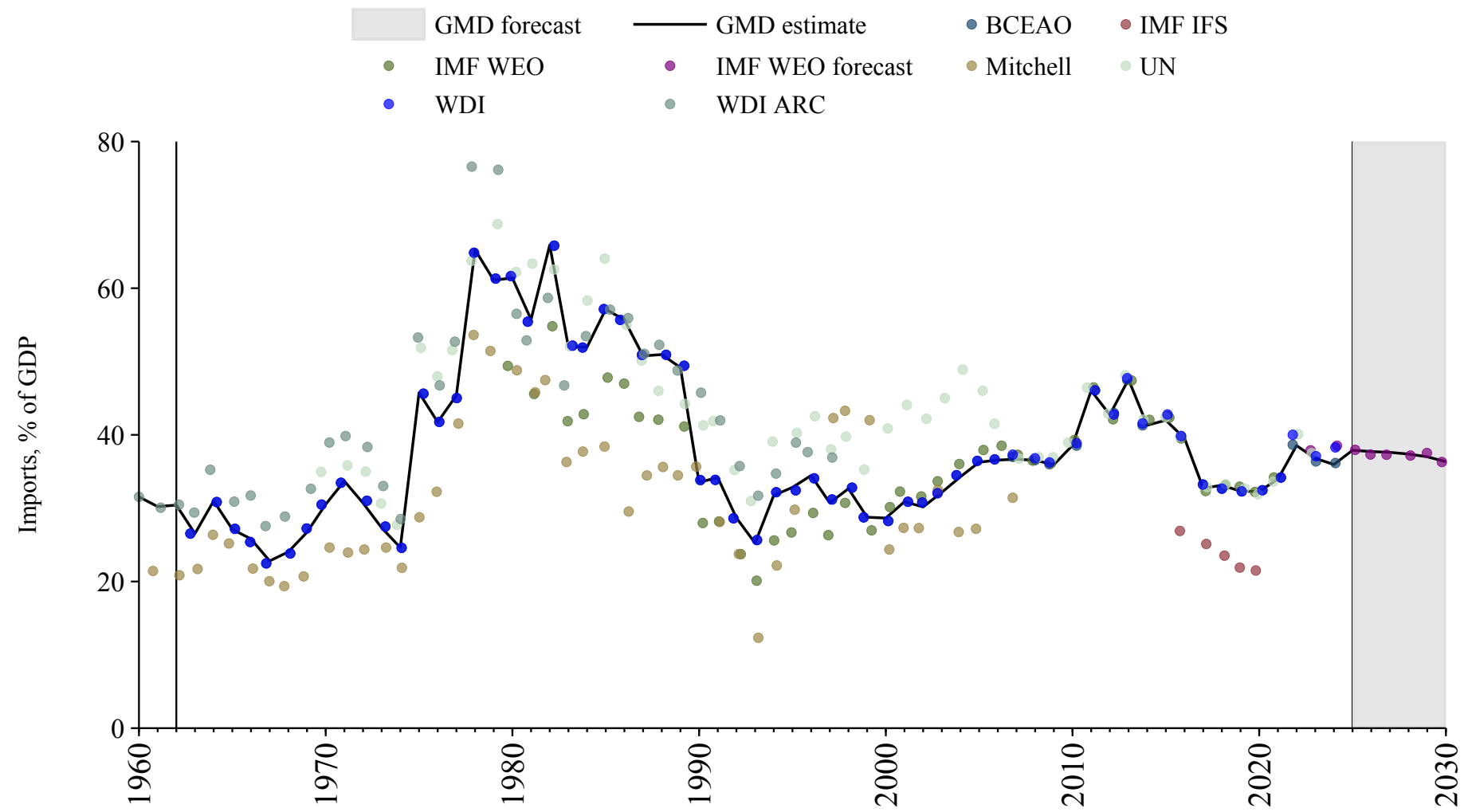
Timor-Leste

| Source | Time span | Notes |
|---------------------------------------|-------------|--|
| United Nations (2024) | 1990 - 2023 | Baseline source, overlaps with base year 2018. |



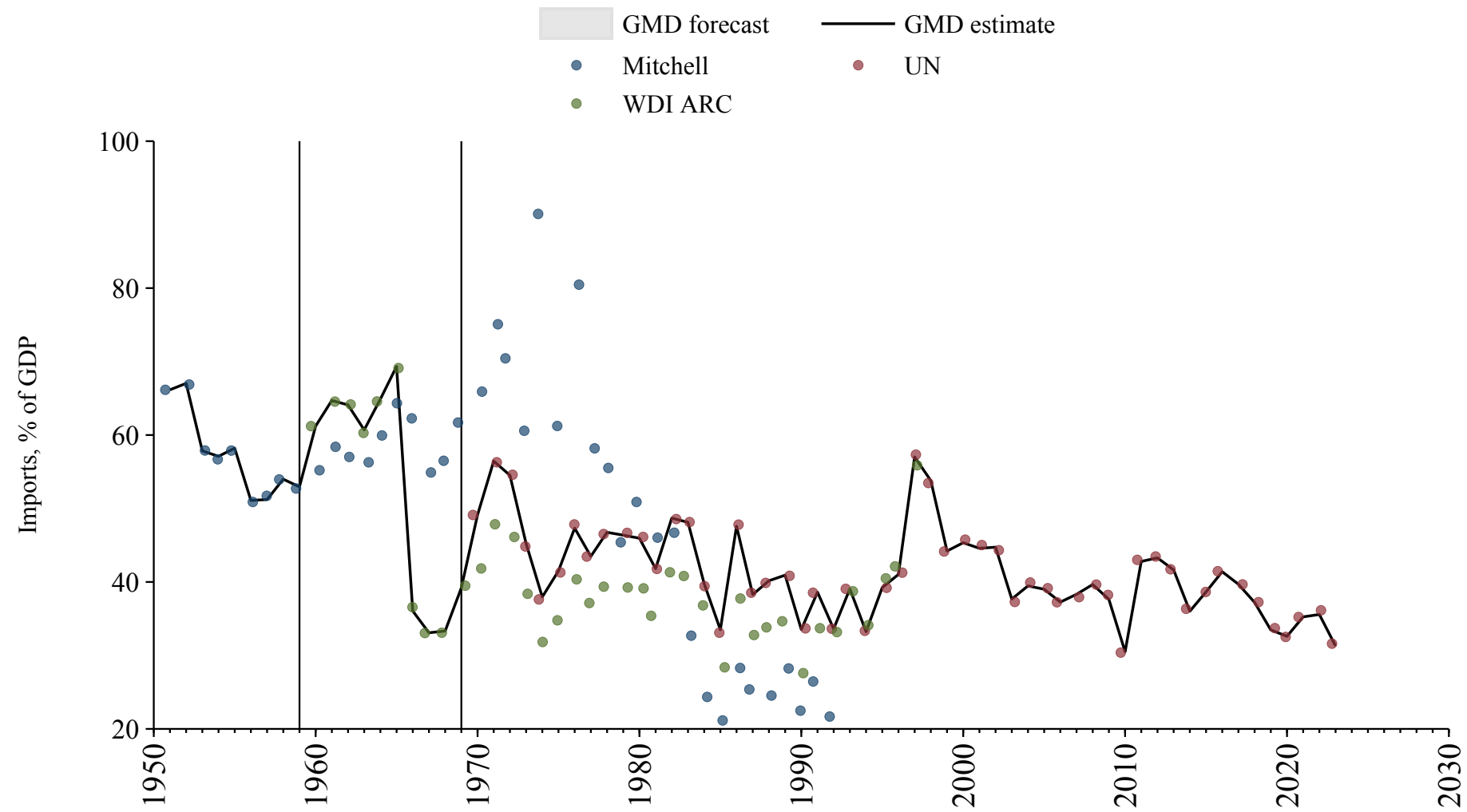
Togo

| Source | Time span | Notes |
|--|-------------|--|
| World Bank (Archives) (1999) | 1960 - 1962 | Spliced using overlapping data in 1963. |
| Banque centrale des États de l'Afrique de l'Ouest (2024) | 1963 - 2024 | Baseline source, overlaps with base year 2018. |
| WEO (2024b) | 2025 - 2030 | Spliced using overlapping data in 2031. |



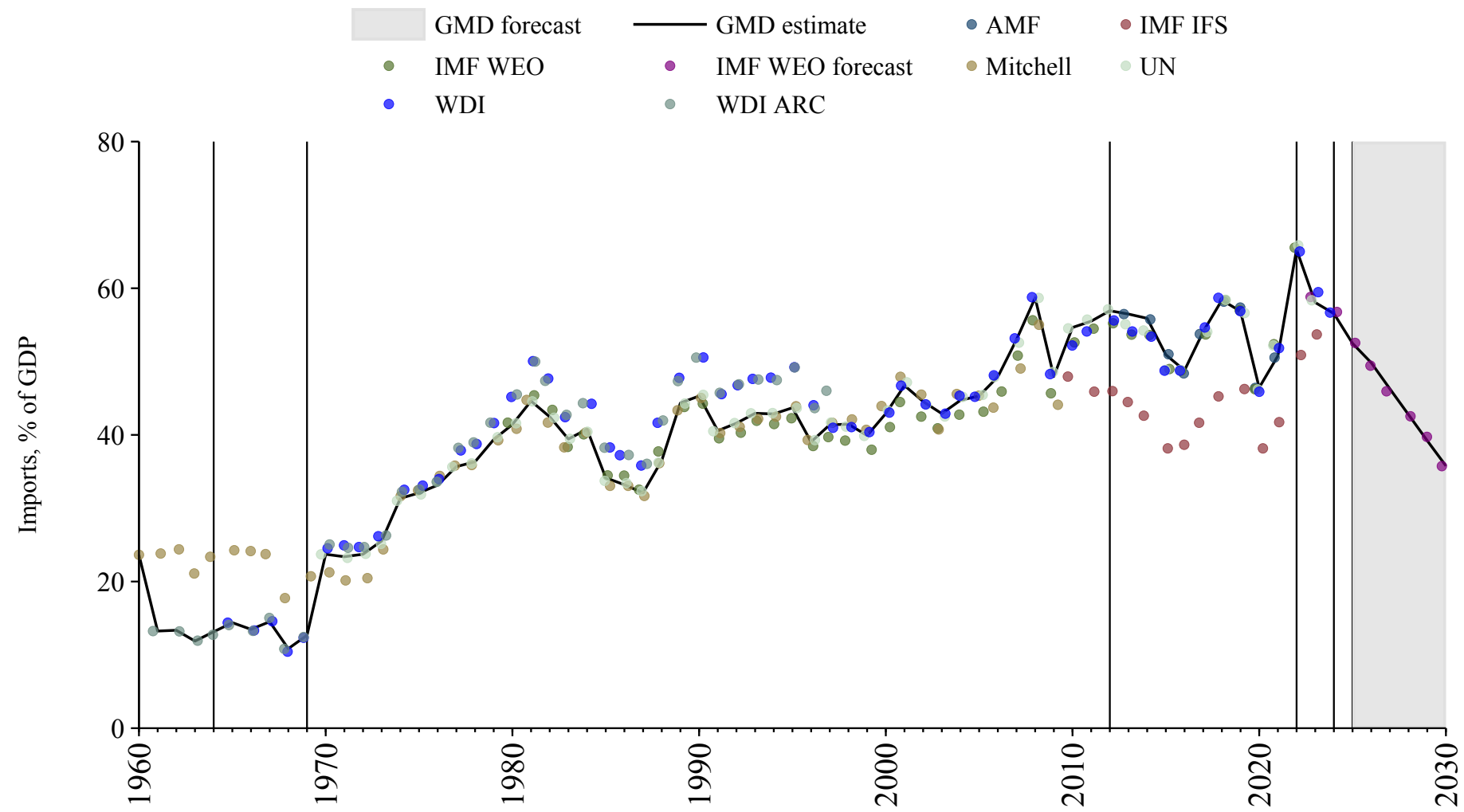
Trinidad and Tobago

| Source | Time span | Notes |
|--|-------------|--|
| Mitchell (2013) | 1951 - 1959 | Spliced using overlapping data in 1960. |
| World Bank (Archives) (1999) | 1960 - 1969 | Spliced using overlapping data in 1970. |
| United Nations (2024) | 1970 - 2023 | Baseline source, overlaps with base year 2018. |



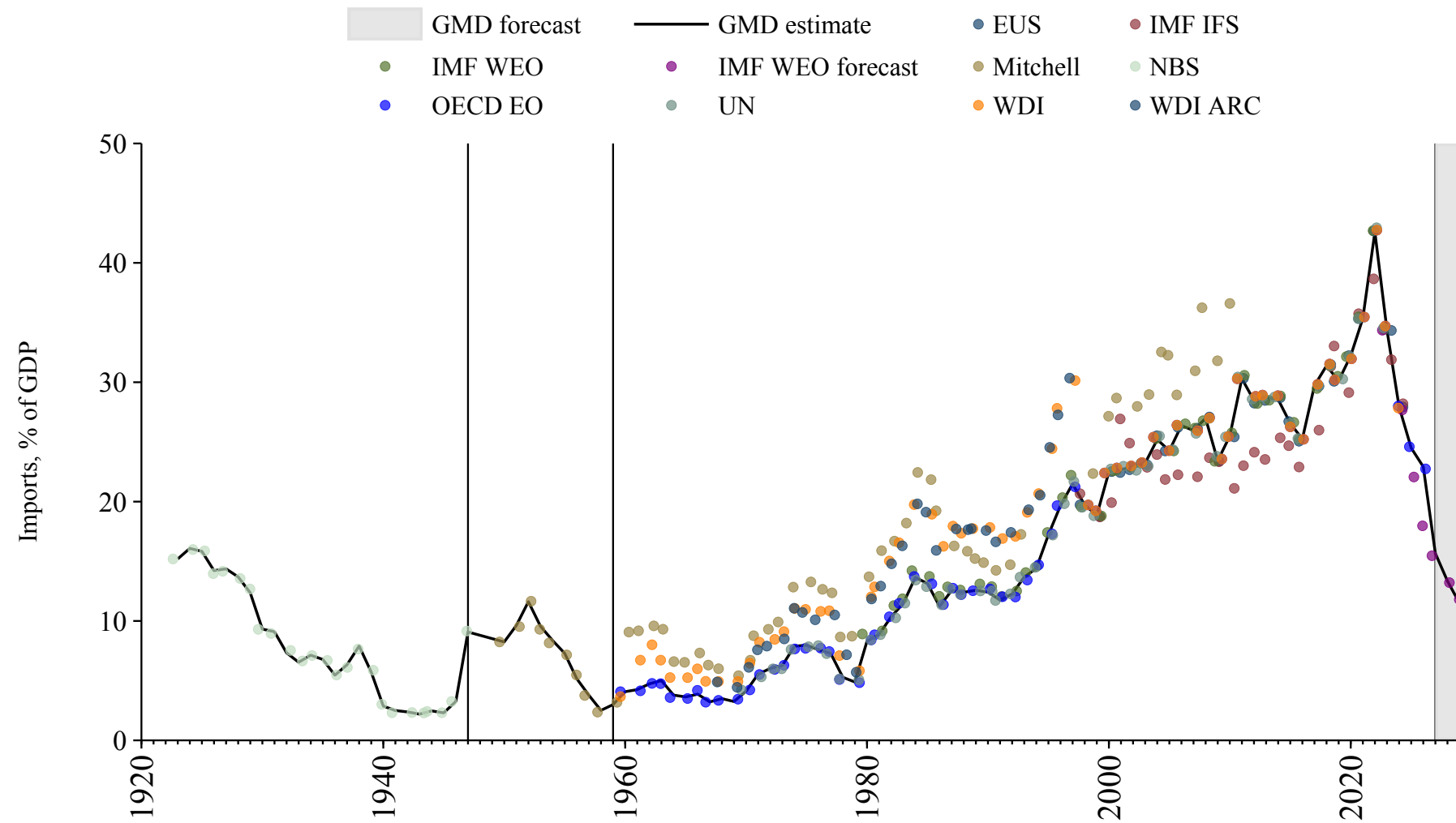
Tunisia

| Source | Time span | Notes |
|--|-------------|--|
| Mitchell (2013) | 1960 - 1960 | Spliced using overlapping data in 1961. |
| World Bank (Archives) (1999) | 1961 - 1964 | Spliced using overlapping data in 1965. |
| World Bank (2024) | 1965 - 1969 | Spliced using overlapping data in 1970. |
| United Nations (2024) | 1970 - 2012 | Spliced using overlapping data in 2013. |
| Arab Monetary Fund (2024) | 2013 - 2021 | Baseline source, overlaps with base year 2018. |
| United Nations (2024) | 2022 - 2023 | Spliced using overlapping data in 2024. |
| World Bank (2024) | 2024 - 2024 | Spliced using overlapping data in 2025. |
| WEO (2024b) | 2025 - 2030 | Spliced using overlapping data in 2031. |



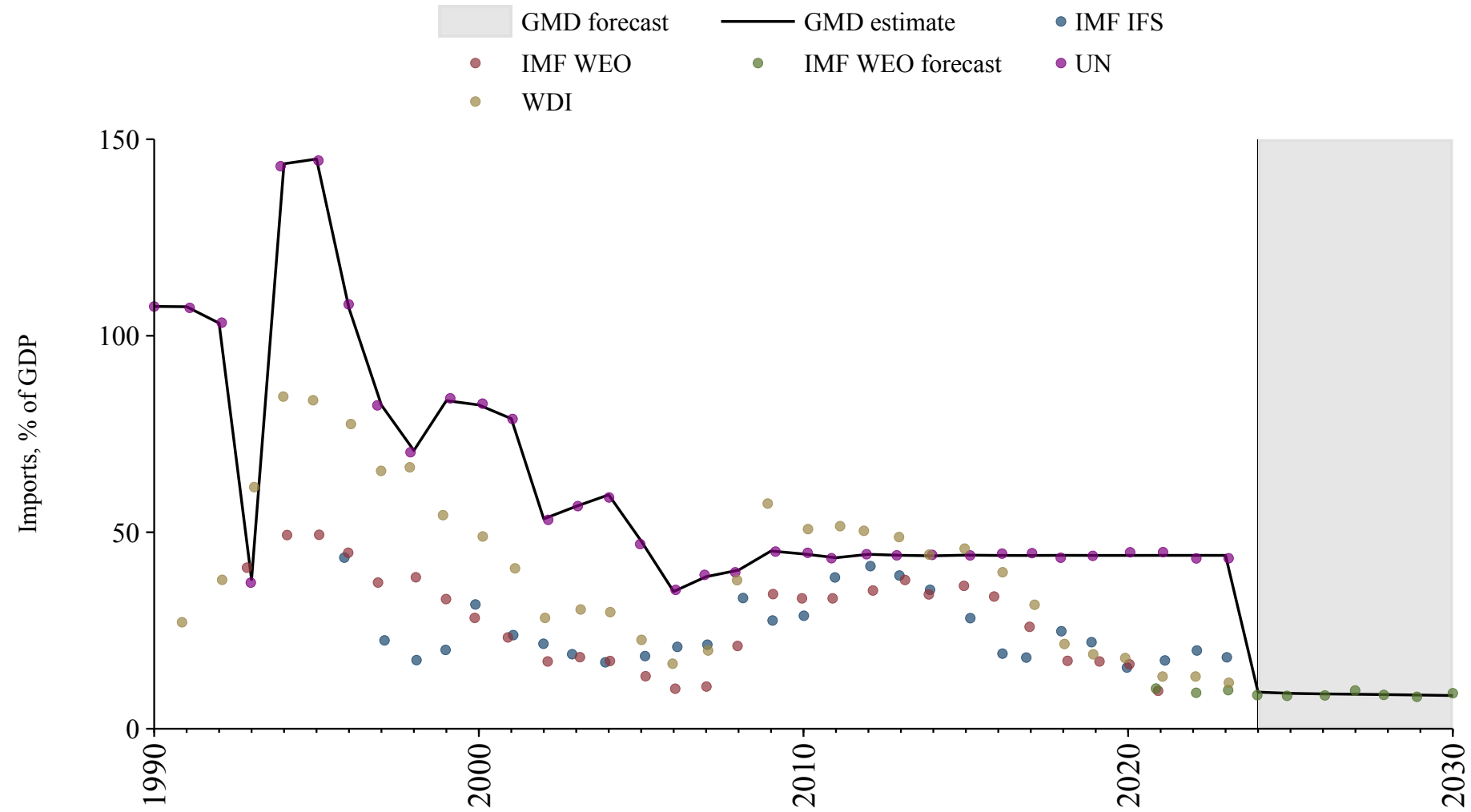
Turkey

| Source | Time span | Notes |
|--|-------------|--|
| National Bank of Serbia (2024) | 1923 - 1947 | Spliced using overlapping data in 1948. |
| Mitchell (2013) | 1948 - 1959 | Spliced using overlapping data in 1960. |
| OECD Economic Outlook (2024) | 1960 - 2026 | Baseline source, overlaps with base year 2018. |
| WEO (2024b) | 2027 - 2030 | Spliced using overlapping data in 2031. |



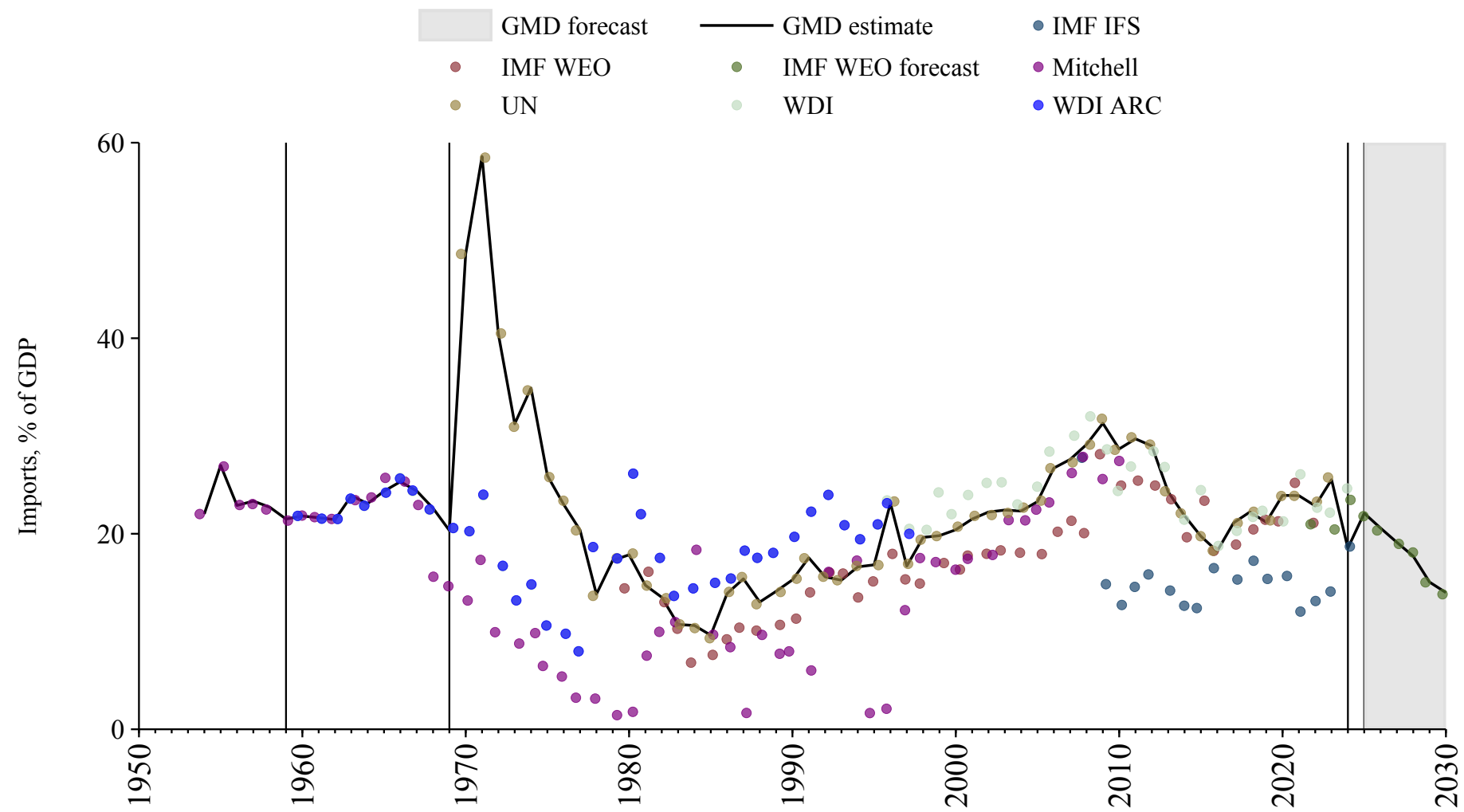
Turkmenistan

| Source | Time span | Notes |
|---------------------------------------|-------------|--|
| United Nations (2024) | 1990 - 2023 | Baseline source, overlaps with base year 2018. |
| WEO (2024b) | 2024 - 2030 | Spliced using overlapping data in 2031. |



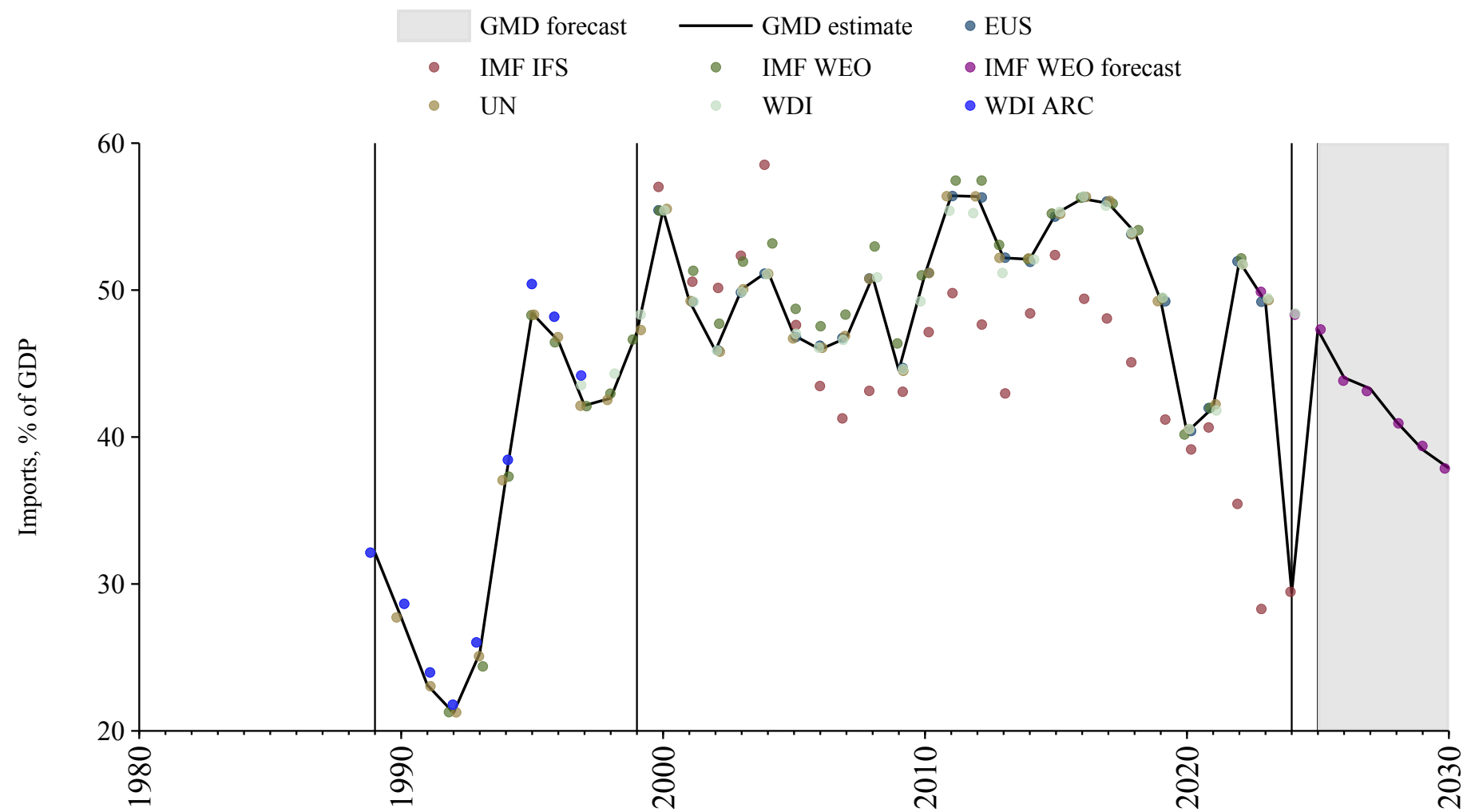
Uganda

| Source | Time span | Notes |
|--|-------------|--|
| Mitchell (2013) | 1954 - 1959 | Spliced using overlapping data in 1960. |
| World Bank (2024) | 1960 - 1969 | Spliced using overlapping data in 1970. |
| United Nations (2024) | 1970 - 2023 | Baseline source, overlaps with base year 2018. |
| International Monetary Fund (2025) | 2024 - 2024 | Spliced using overlapping data in 2025. |
| WEO (2024b) | 2025 - 2030 | Spliced using overlapping data in 2031. |



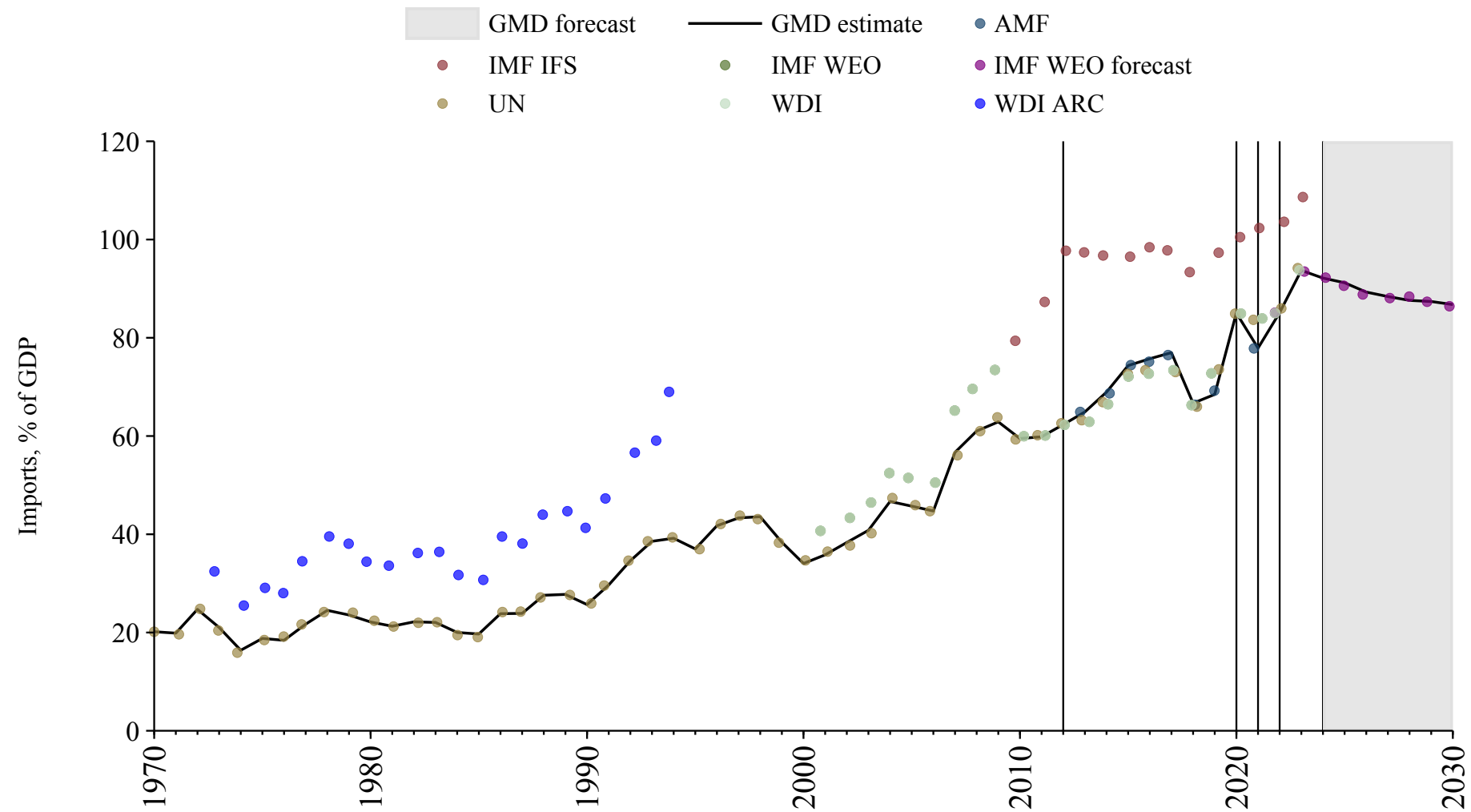
Ukraine

| Source | Time span | Notes |
|--|-------------|--|
| World Bank (2024) | 1989 - 1989 | Spliced using overlapping data in 1990. |
| United Nations (2024) | 1990 - 1999 | Spliced using overlapping data in 2000. |
| Commission (2024) | 2000 - 2023 | Baseline source, overlaps with base year 2018. |
| International Monetary Fund (2025) | 2024 - 2024 | Spliced using overlapping data in 2025. |
| WEO (2024b) | 2025 - 2030 | Spliced using overlapping data in 2031. |



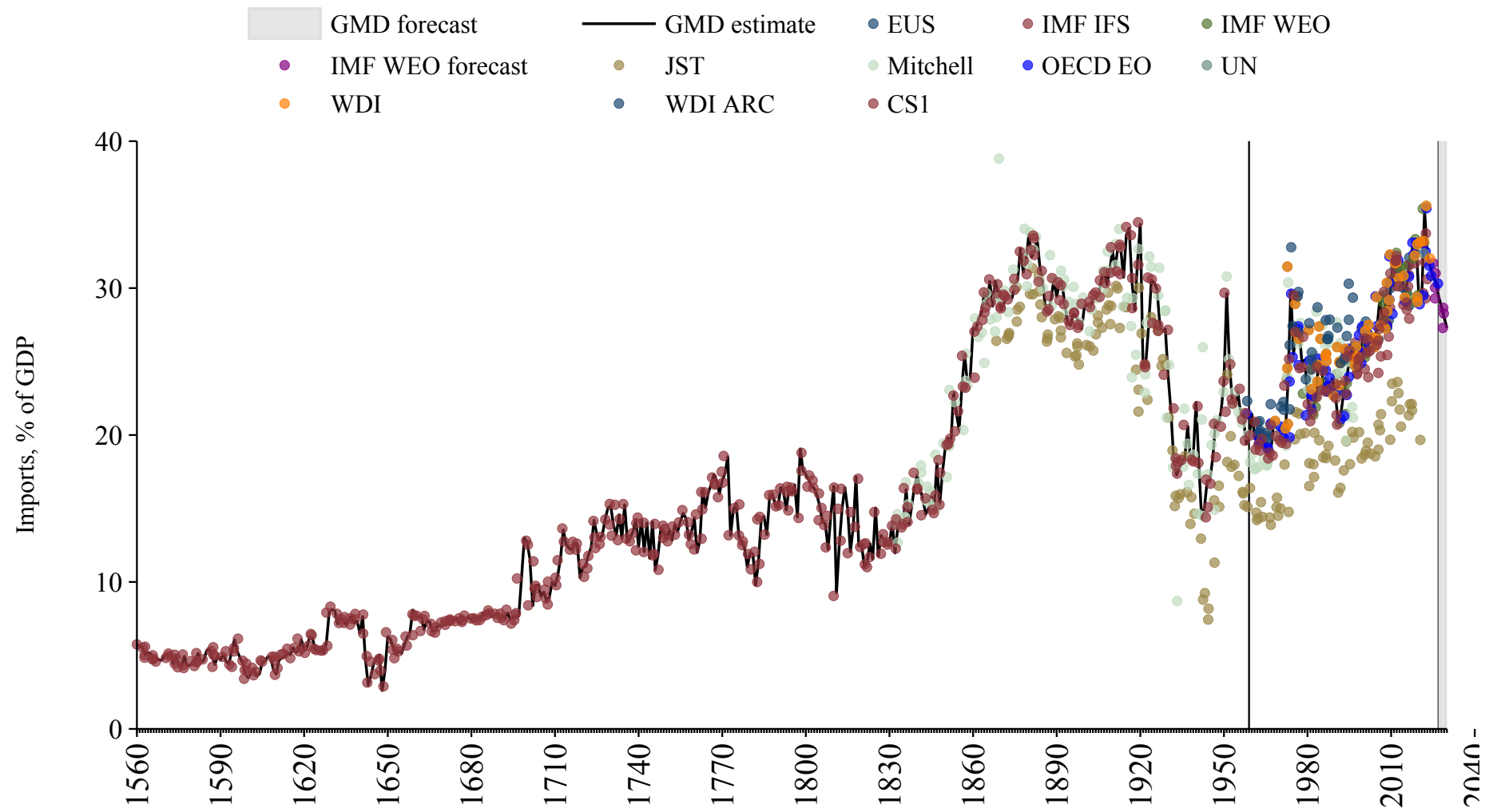
United Arab Emirates

| Source | Time span | Notes |
|---|-------------|--|
| United Nations (2024) | 1970 - 2012 | Spliced using overlapping data in 2013. |
| Arab Monetary Fund (2024) | 2013 - 2019 | Baseline source, overlaps with base year 2018. |
| United Nations (2024) | 2020 - 2020 | Spliced using overlapping data in 2021. |
| Arab Monetary Fund (2024) | 2021 - 2021 | Spliced using overlapping data in 2022. |
| United Nations (2024) | 2022 - 2023 | Spliced using overlapping data in 2024. |
| WEO (2024b) | 2024 - 2030 | Spliced using overlapping data in 2031. |



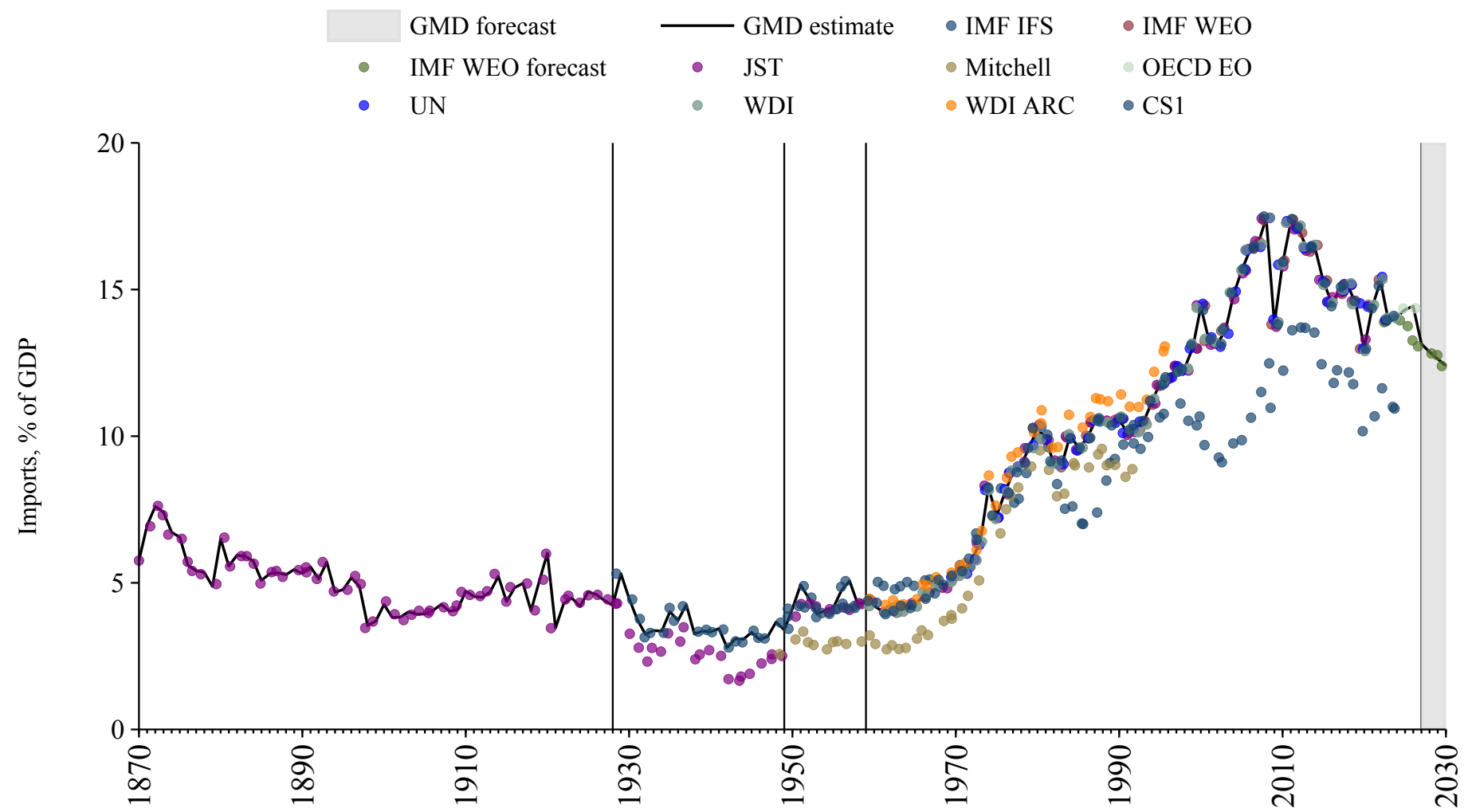
United Kingdom

| Source | Time span | Notes |
|--|-------------|--|
| Thomas and Dimsdale (2017) | 1560 - 1959 | Spliced using overlapping data in 1960. |
| OECD Economic Outlook (2024) | 1960 - 2026 | Baseline source, overlaps with base year 2018. |
| WEO (2024b) | 2027 - 2030 | Spliced using overlapping data in 2031. |



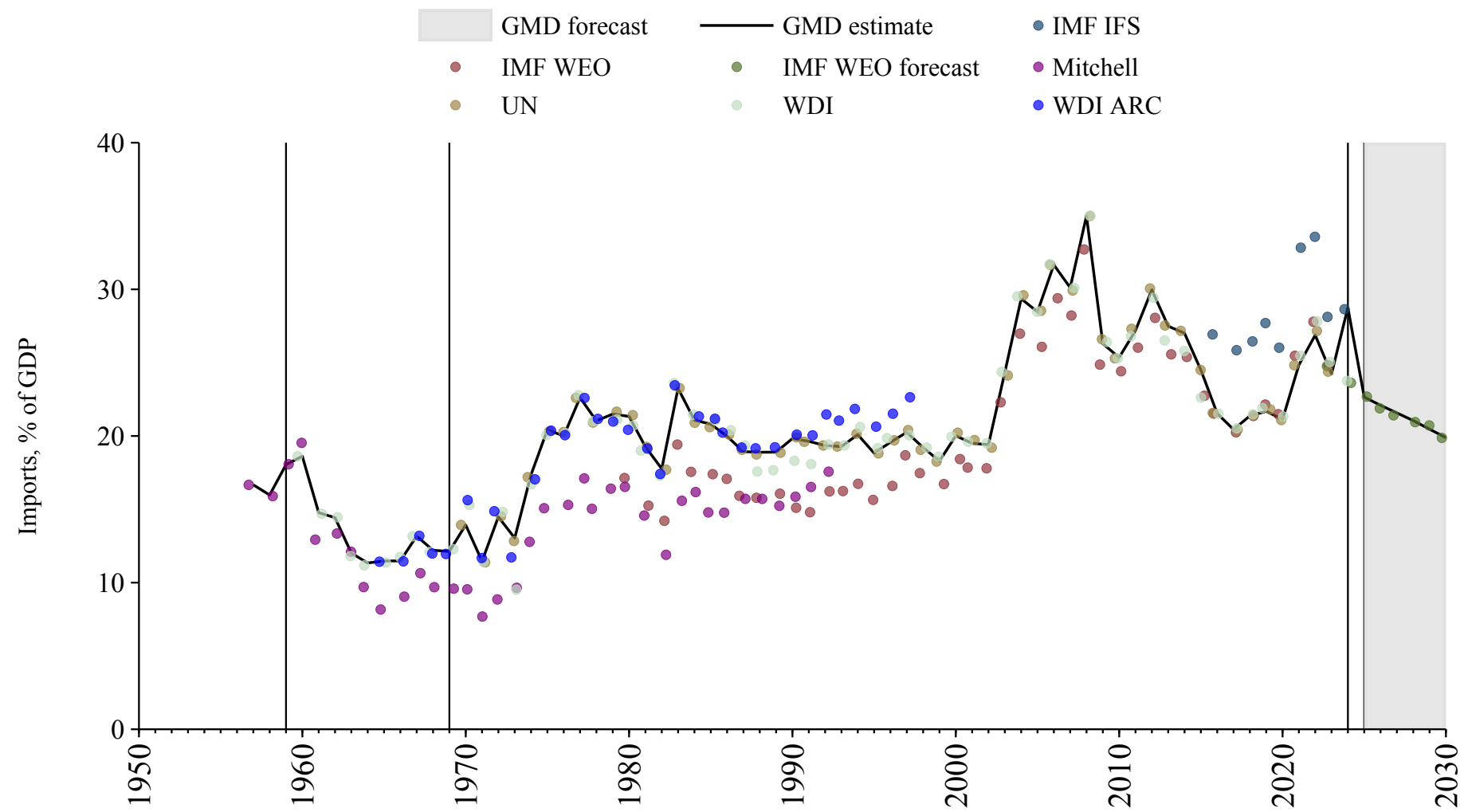
United States

| Source | Time span | Notes |
|--|-------------|--|
| Jordà et al. (2017) | 1870 - 1928 | Spliced using overlapping data in 1929. |
| Federal Reserve Bank of St. Louis (2024) | 1929 - 1949 | Spliced using overlapping data in 1950. |
| International Monetary Fund (2025) | 1950 - 1959 | Spliced using overlapping data in 1960. |
| OECD Economic Outlook (2024) | 1960 - 2026 | Baseline source, overlaps with base year 2018. |
| WEO (2024b) | 2027 - 2030 | Spliced using overlapping data in 2031. |



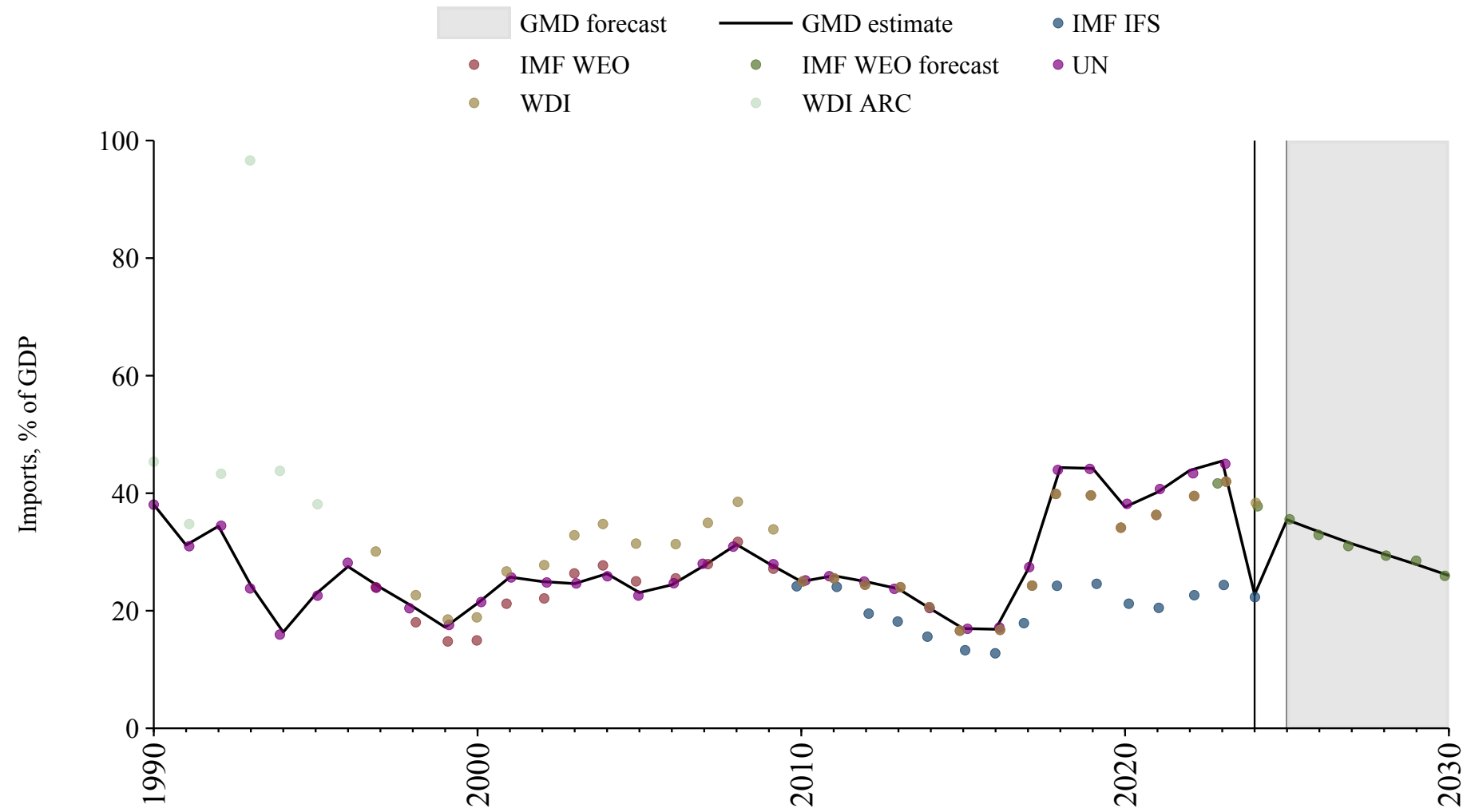
Uruguay

| Source | Time span | Notes |
|--|-------------|--|
| Mitchell (2013) | 1957 - 1959 | Spliced using overlapping data in 1960. |
| World Bank (2024) | 1960 - 1969 | Spliced using overlapping data in 1970. |
| United Nations (2024) | 1970 - 2023 | Baseline source, overlaps with base year 2018. |
| International Monetary Fund (2025) | 2024 - 2024 | Spliced using overlapping data in 2025. |
| WEO (2024b) | 2025 - 2030 | Spliced using overlapping data in 2031. |



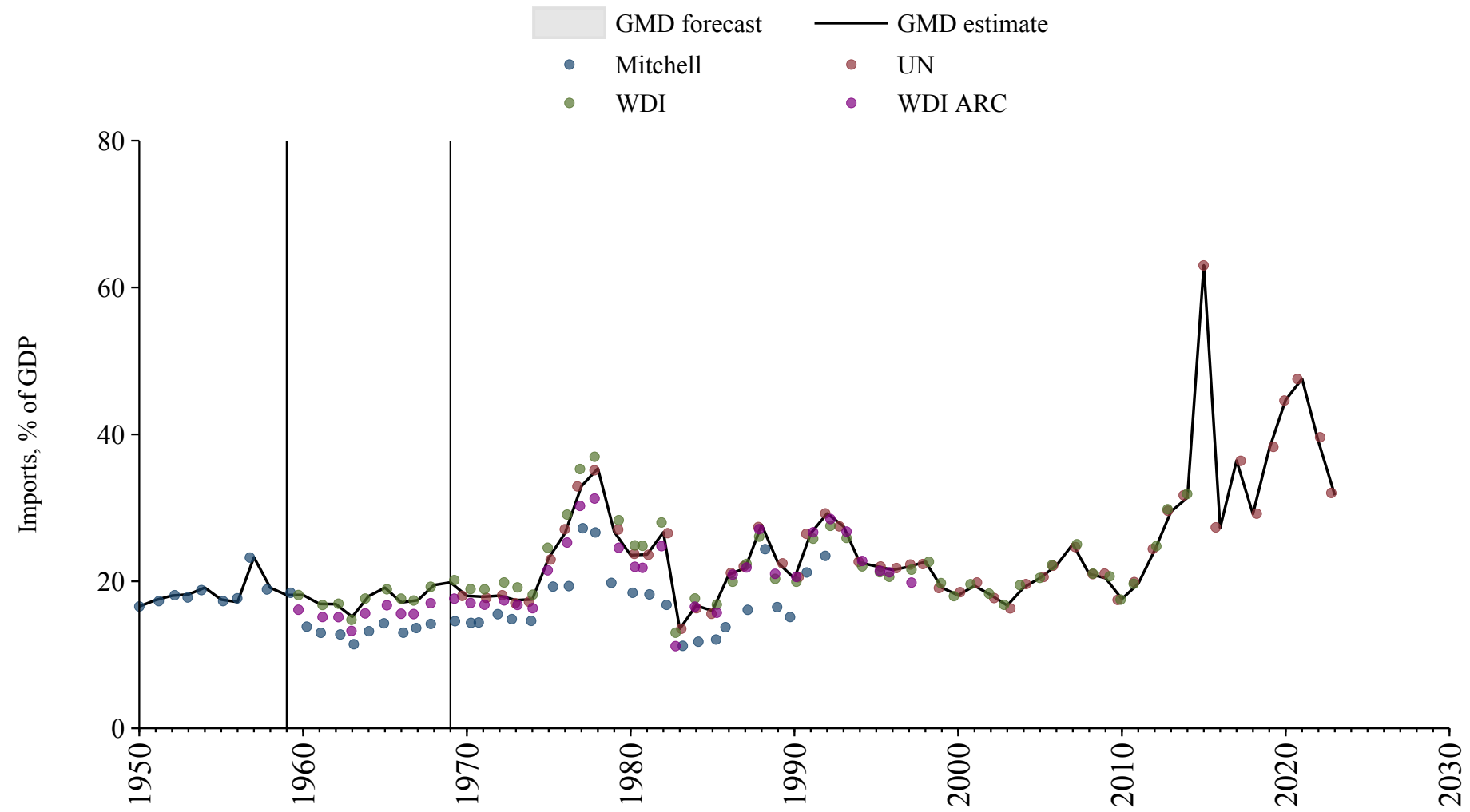
Uzbekistan

| Source | Time span | Notes |
|--|-------------|--|
| United Nations (2024) | 1990 - 2023 | Baseline source, overlaps with base year 2018. |
| International Monetary Fund (2025) | 2024 - 2024 | Spliced using overlapping data in 2025. |
| WEO (2024b) | 2025 - 2030 | Spliced using overlapping data in 2031. |



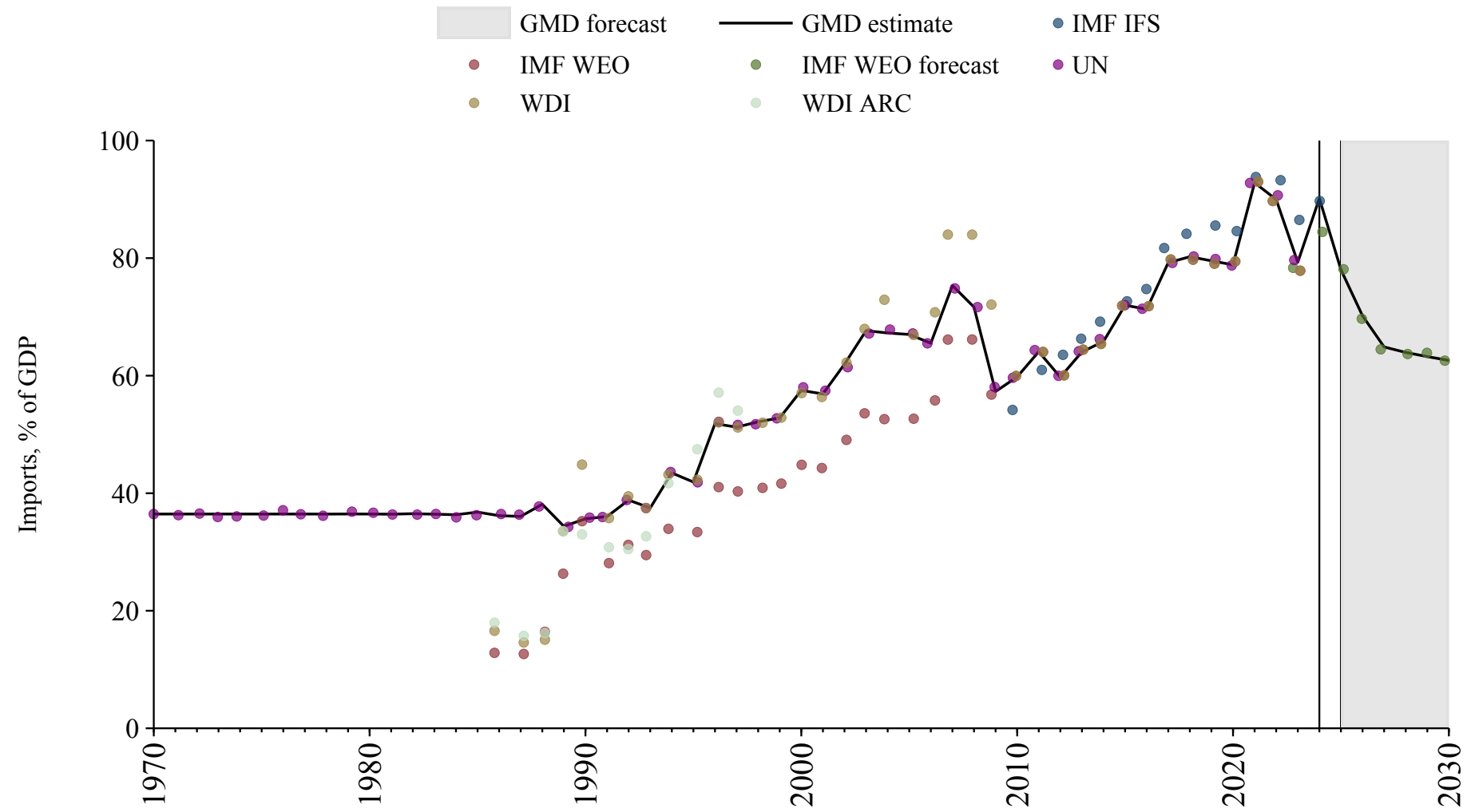
Venezuela

| Source | Time span | Notes |
|---------------------------------------|-------------|--|
| Mitchell (2013) | 1950 - 1959 | Spliced using overlapping data in 1960. |
| World Bank (2024) | 1960 - 1969 | Spliced using overlapping data in 1970. |
| United Nations (2024) | 1970 - 2023 | Baseline source, overlaps with base year 2018. |



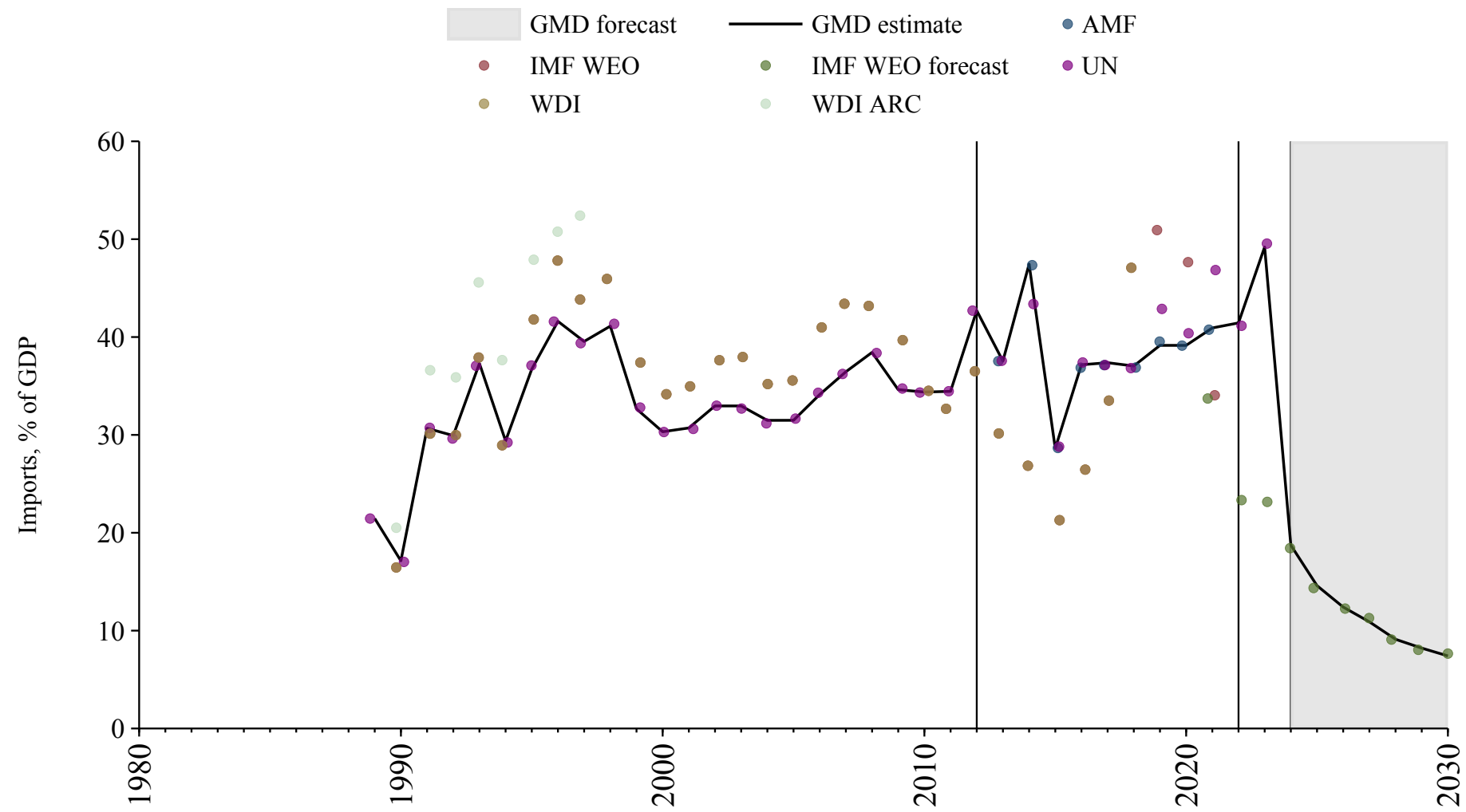
Vietnam

| Source | Time span | Notes |
|--|-------------|--|
| United Nations (2024) | 1970 - 2023 | Baseline source, overlaps with base year 2018. |
| International Monetary Fund (2025) | 2024 - 2024 | Spliced using overlapping data in 2025. |
| WEO (2024b) | 2025 - 2030 | Spliced using overlapping data in 2031. |



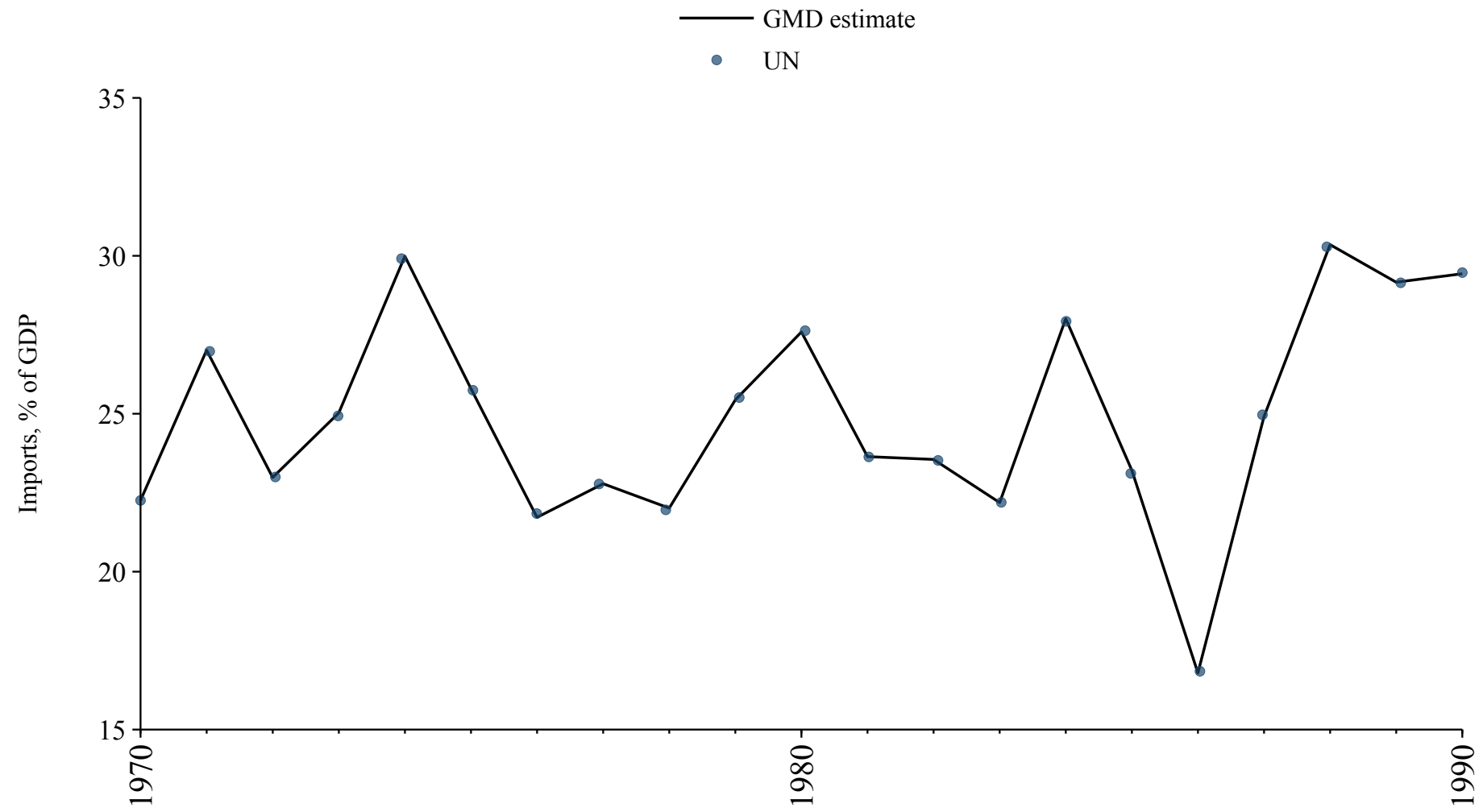
Yemen

| Source | Time span | Notes |
|---|-------------|--|
| United Nations (2024) | 1989 - 2012 | Spliced using overlapping data in 2013. |
| Arab Monetary Fund (2024) | 2013 - 2021 | Baseline source, overlaps with base year 2018. |
| United Nations (2024) | 2022 - 2023 | Spliced using overlapping data in 2024. |
| WEO (2024b) | 2024 - 2030 | Spliced using overlapping data in 2031. |



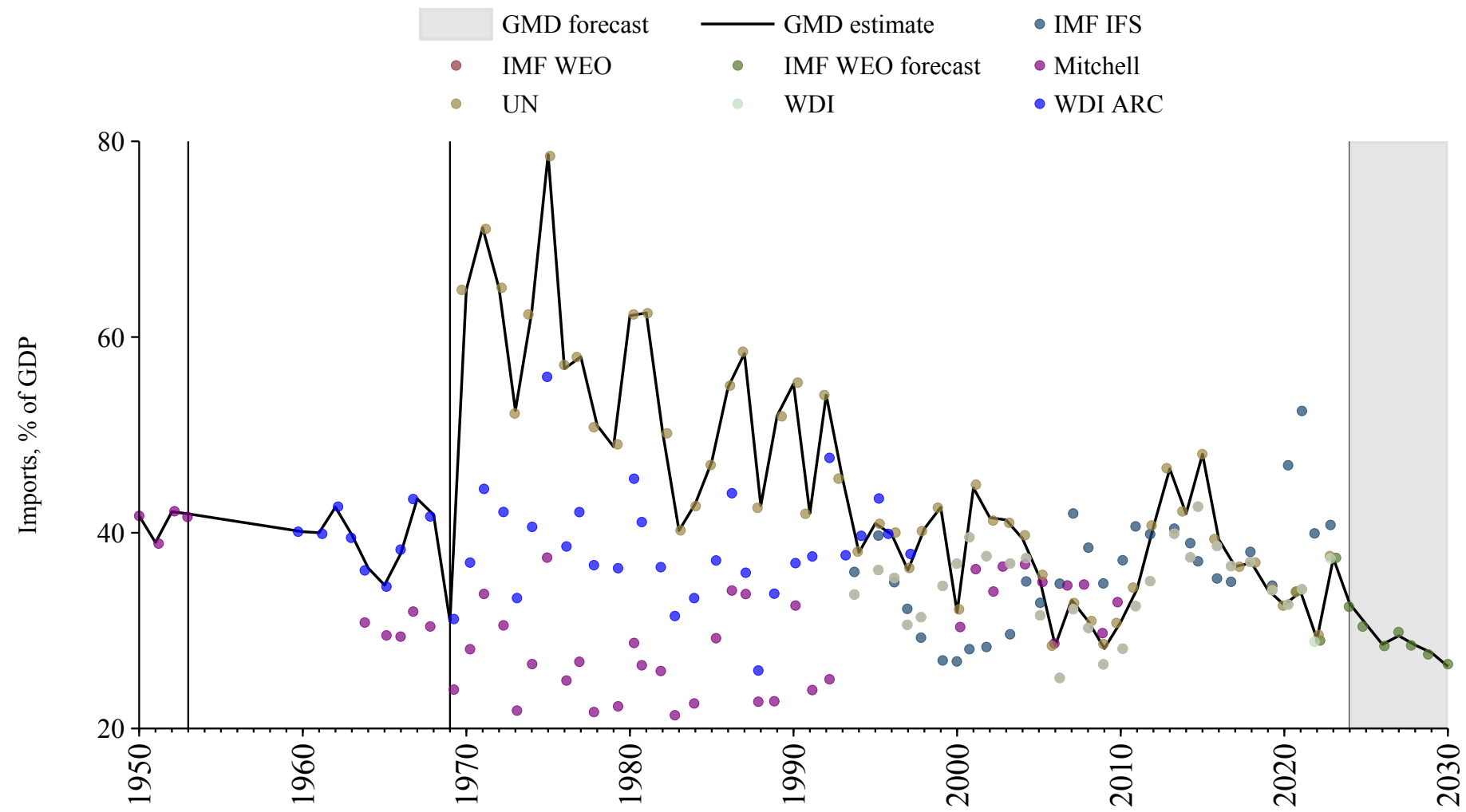
Yugoslavia

| Source | Time span | Notes |
|---------------------------------------|-------------|---|
| United Nations (2024) | 1970 - 1990 | Spliced using overlapping data in 1991. |



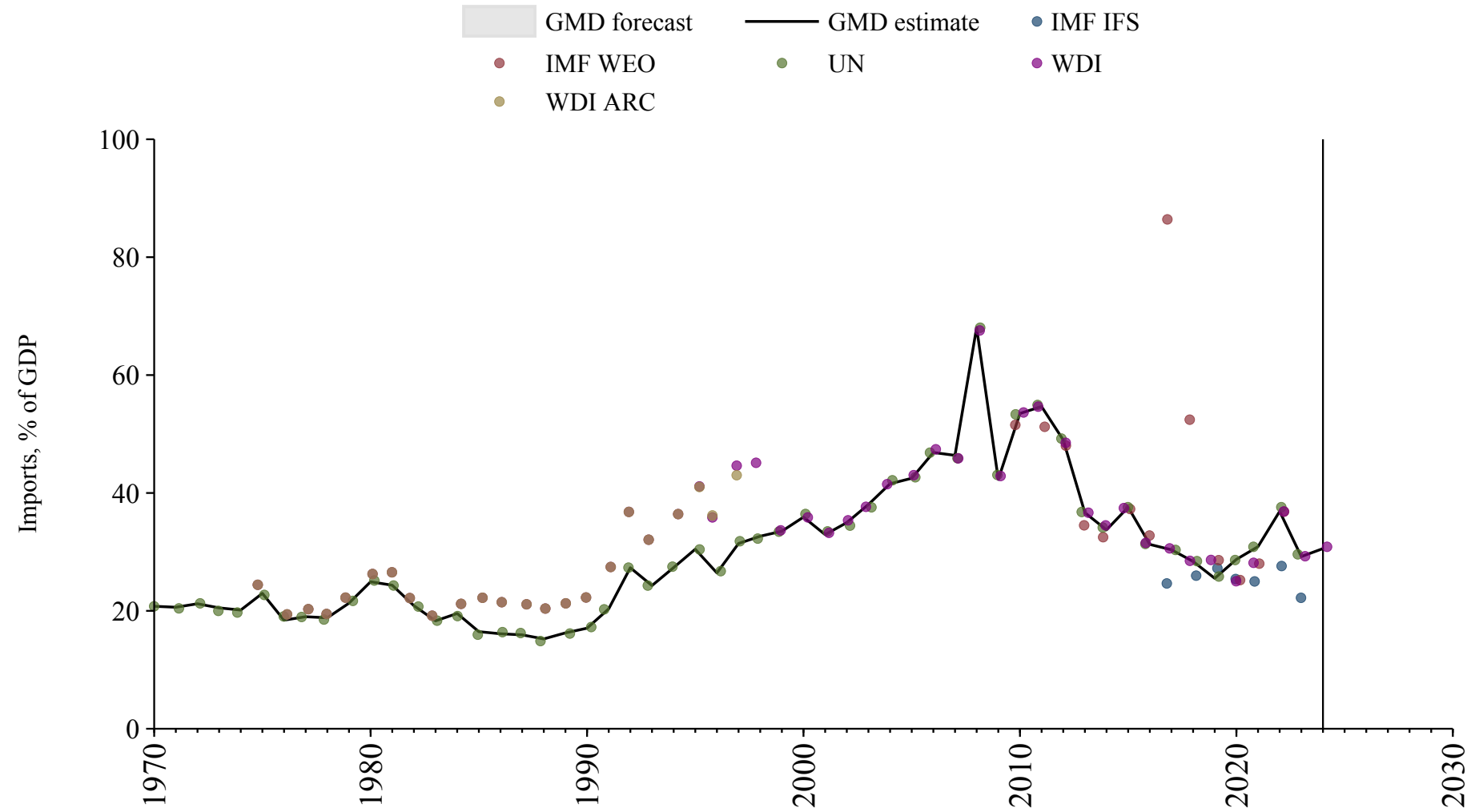
Zambia

| Source | Time span | Notes |
|--|-------------|--|
| Mitchell (2013) | 1950 - 1953 | Spliced using overlapping data in 1954. |
| World Bank (Archives) (1999) | 1954 - 1969 | Spliced using overlapping data in 1970. |
| United Nations (2024) | 1970 - 2023 | Baseline source, overlaps with base year 2018. |
| WEO (2024b) | 2024 - 2030 | Spliced using overlapping data in 2031. |



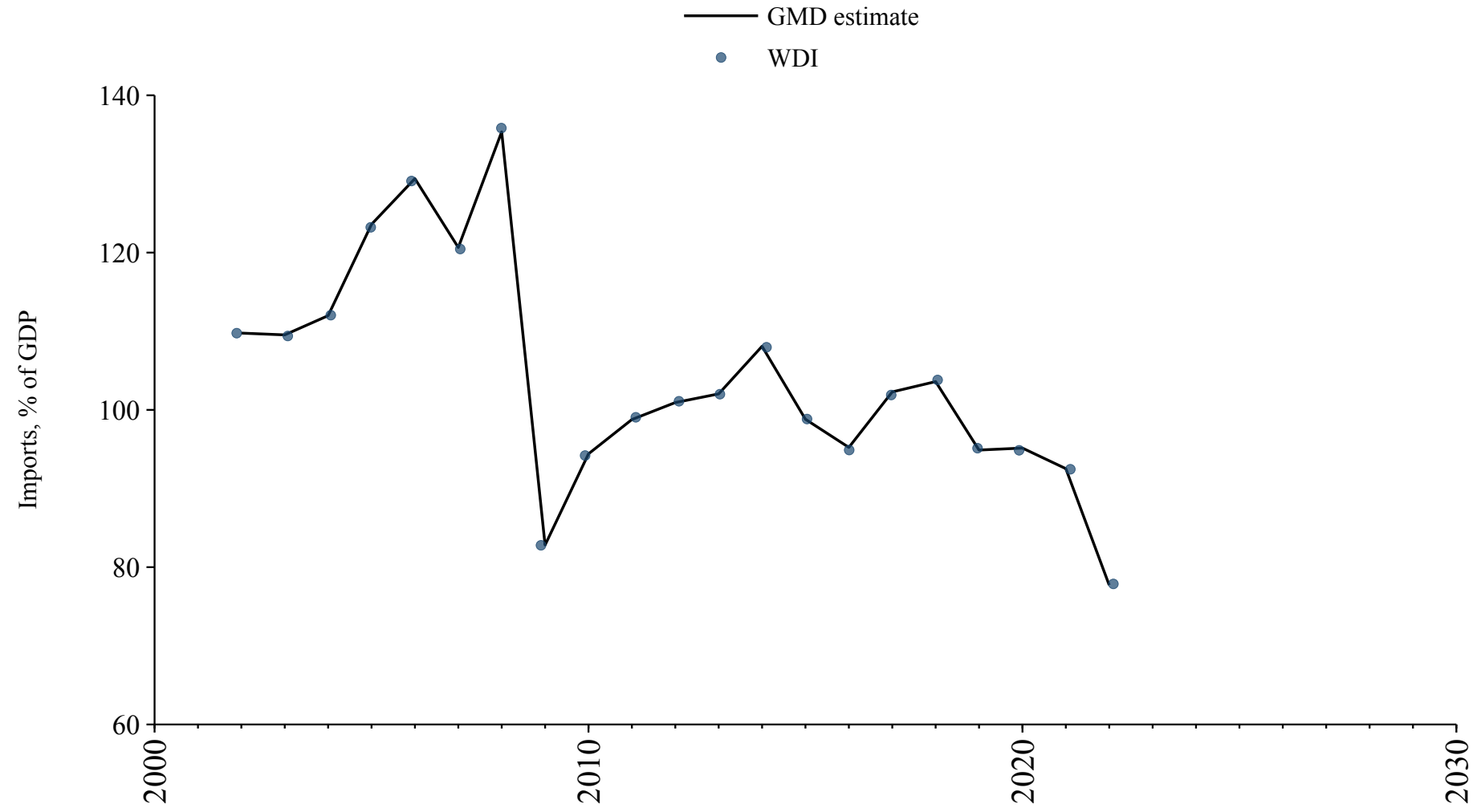
Zimbabwe

| Source | Time span | Notes |
|---------------------------------------|-------------|--|
| United Nations (2024) | 1970 - 2023 | Baseline source, overlaps with base year 2018. |
| World Bank (2024) | 2024 - 2024 | Spliced using overlapping data in 2025. |



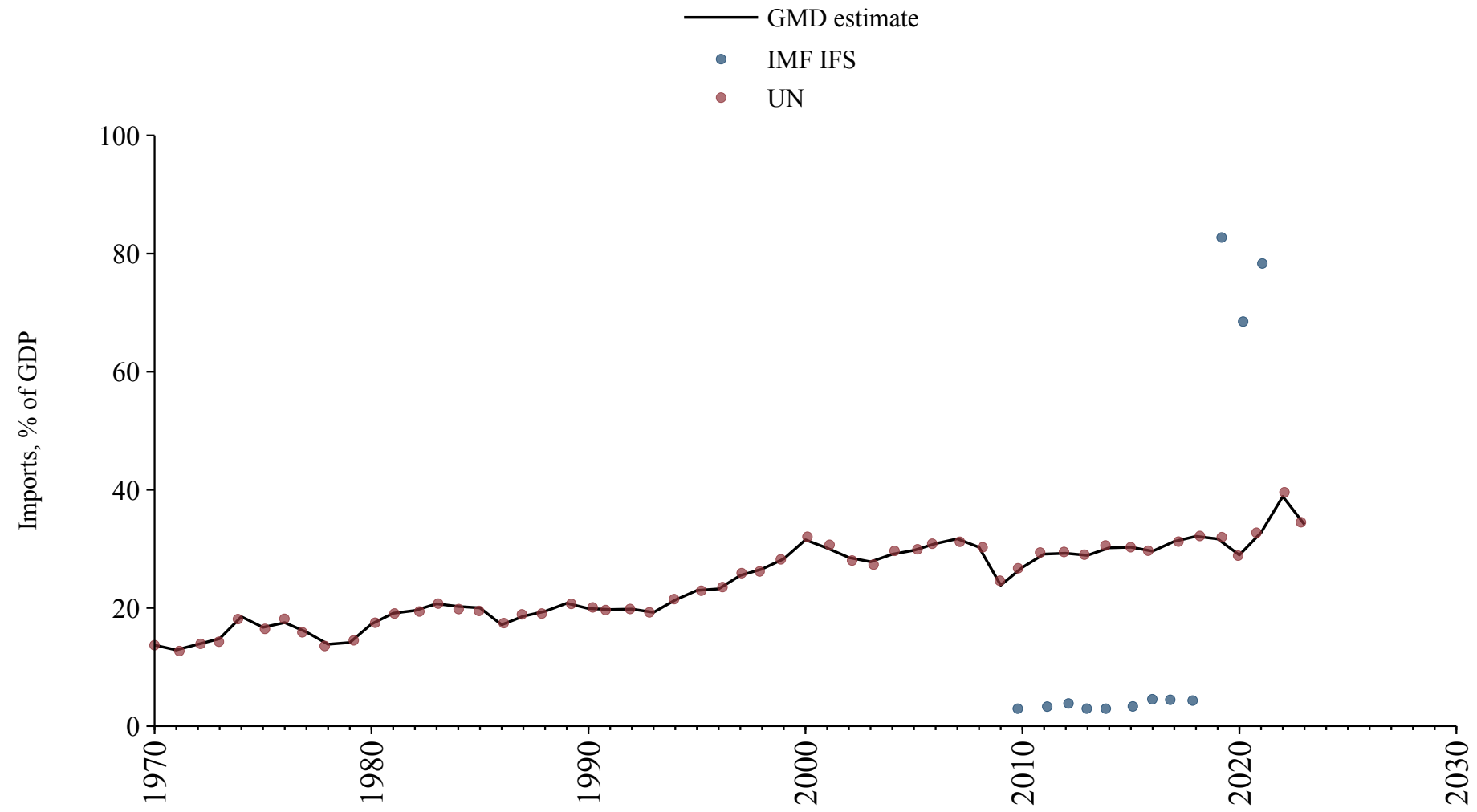
American Samoa

| Source | Time span | Notes |
|-----------------------------------|-------------|--|
| World Bank (2024) | 2002 - 2022 | Baseline source, overlaps with base year 2018. |



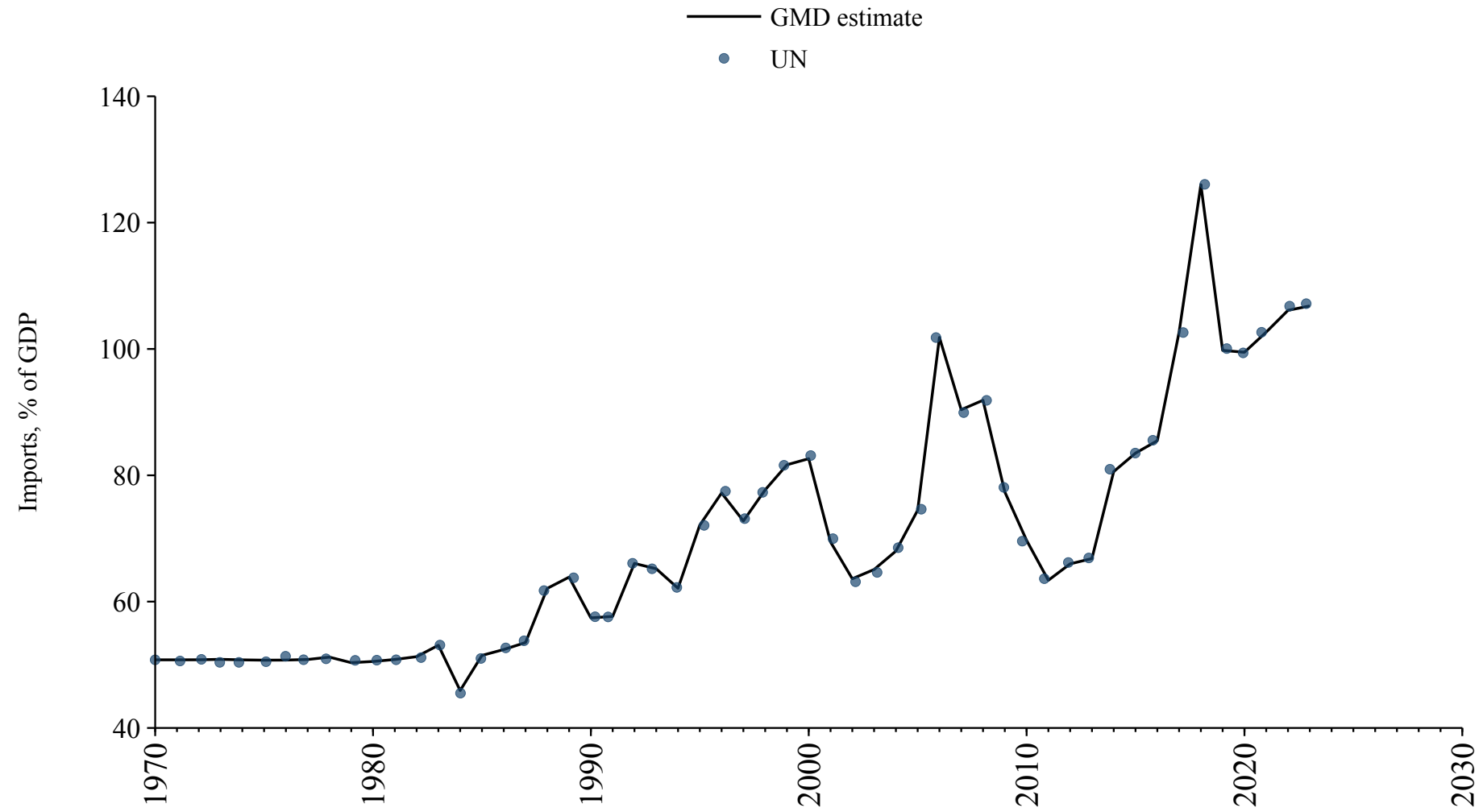
Andorra

| Source | Time span | Notes |
|---------------------------------------|-------------|--|
| United Nations (2024) | 1970 - 2023 | Baseline source, overlaps with base year 2018. |



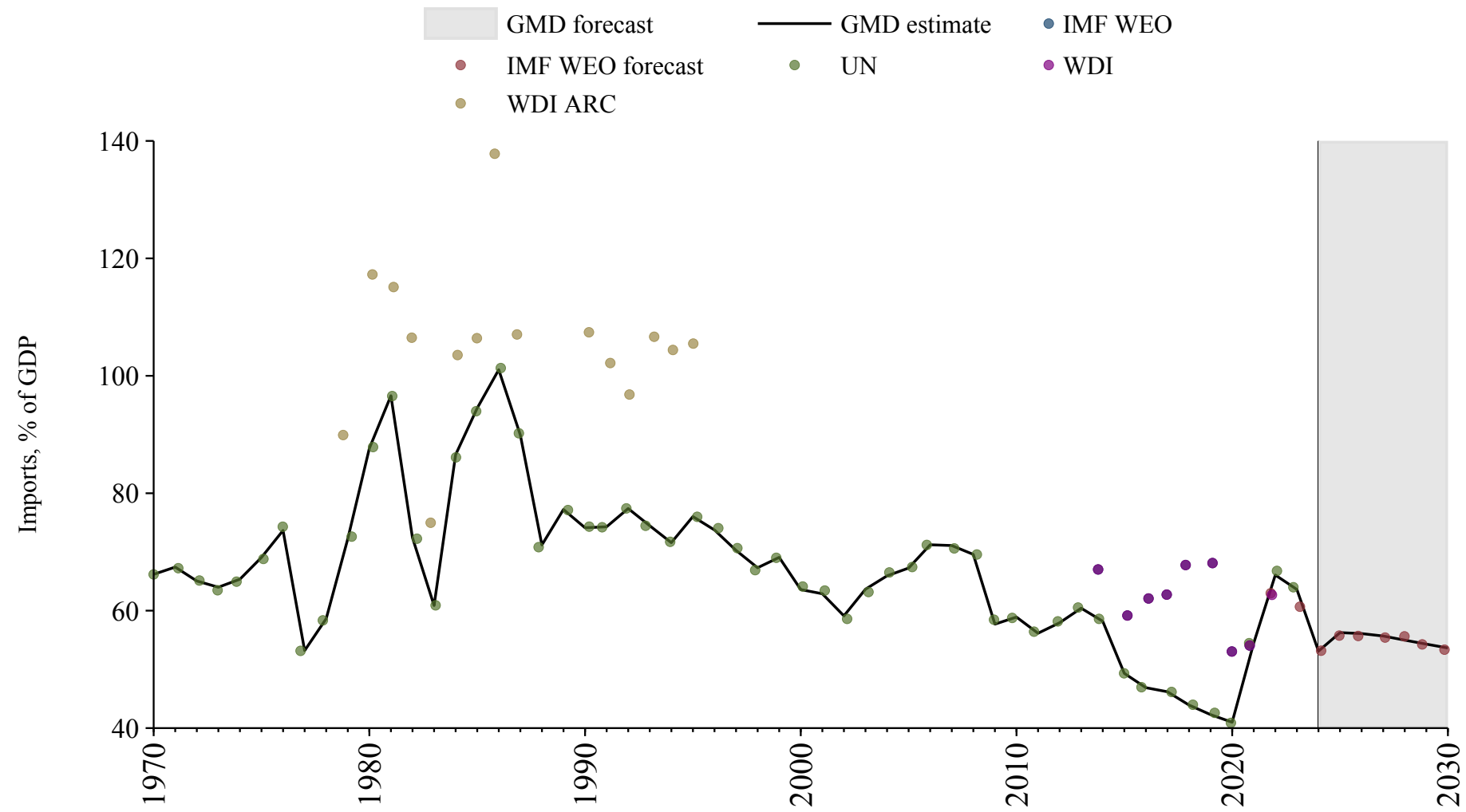
Anguilla

| Source | Time span | Notes |
|---------------------------------------|-------------|--|
| United Nations (2024) | 1970 - 2023 | Baseline source, overlaps with base year 2018. |



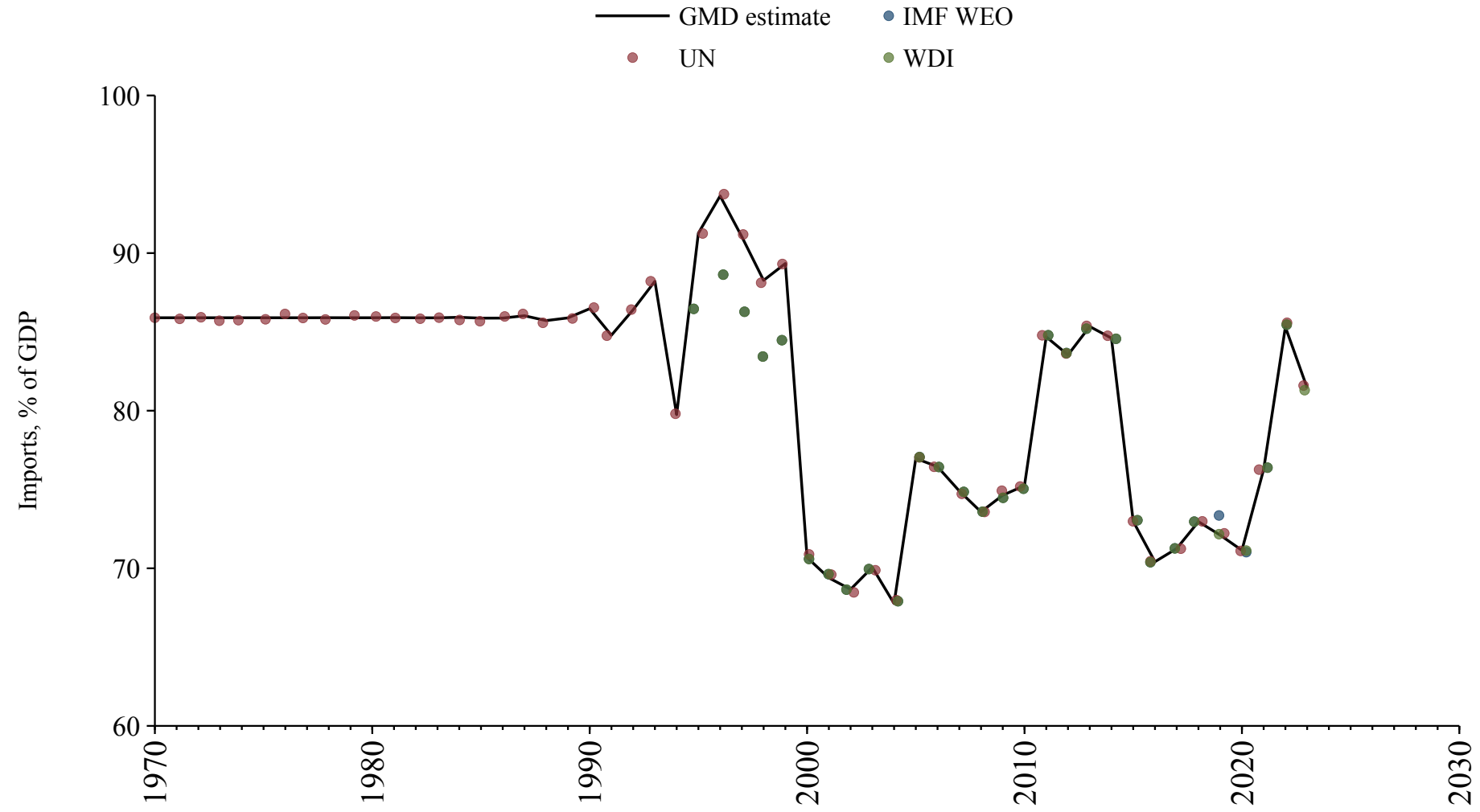
Antigua and Barbuda

| Source | Time span | Notes |
|---------------------------------------|-------------|--|
| United Nations (2024) | 1970 - 2023 | Baseline source, overlaps with base year 2018. |
| WEO (2024b) | 2024 - 2030 | Spliced using overlapping data in 2031. |



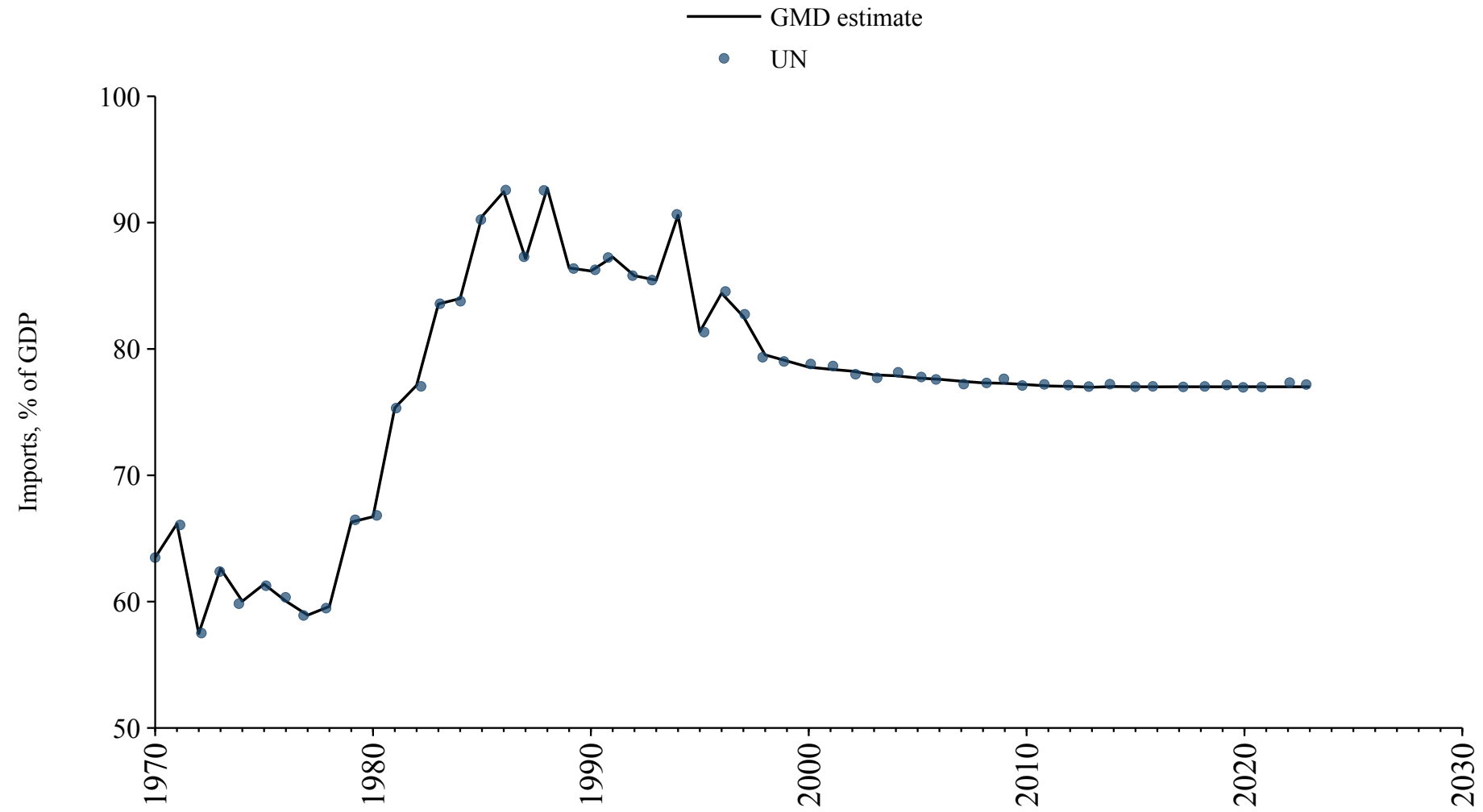
Aruba

| Source | Time span | Notes |
|---------------------------------------|-------------|--|
| United Nations (2024) | 1970 - 2023 | Baseline source, overlaps with base year 2018. |



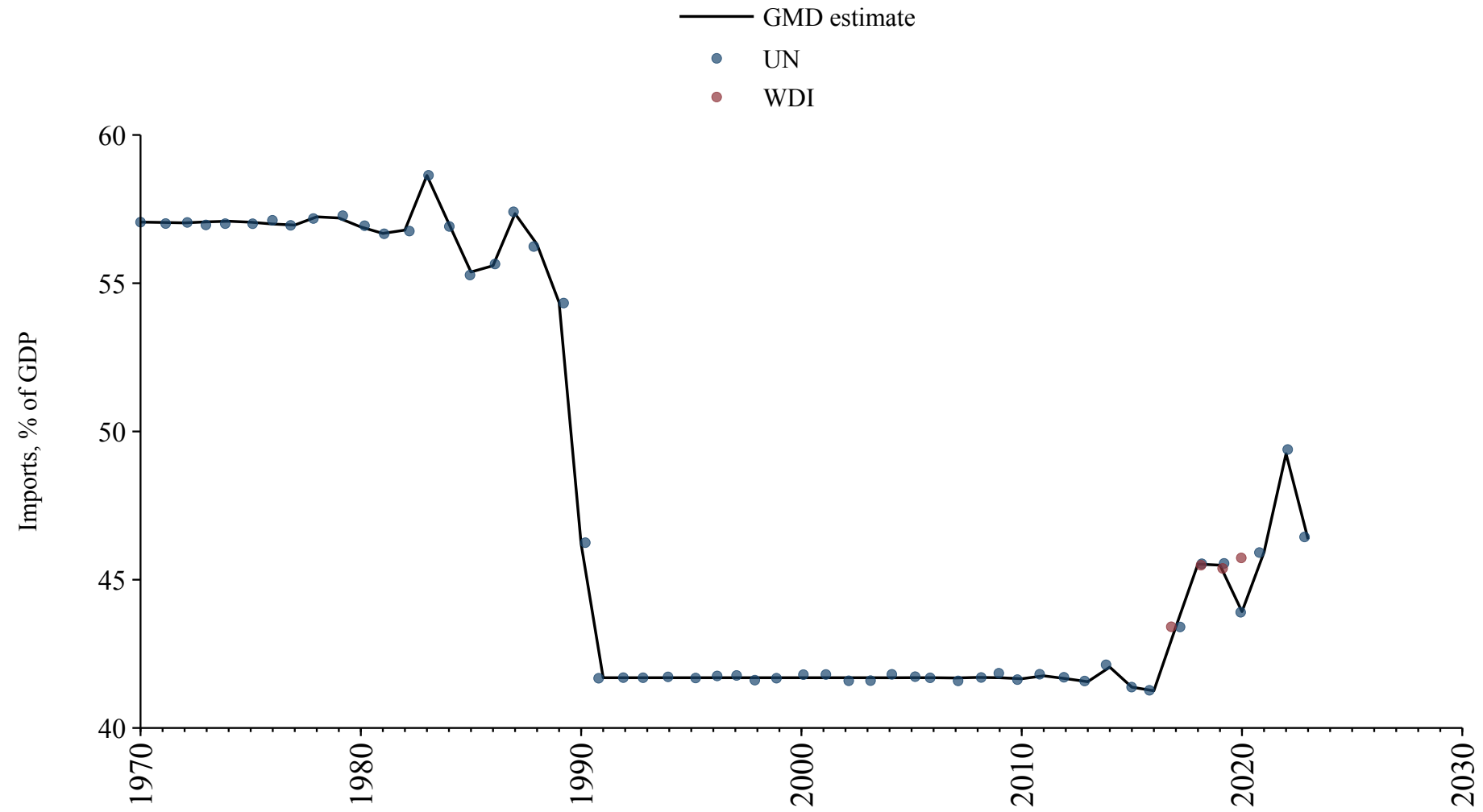
British Virgin Islands

| Source | Time span | Notes |
|---------------------------------------|-------------|--|
| United Nations (2024) | 1970 - 2023 | Baseline source, overlaps with base year 2018. |



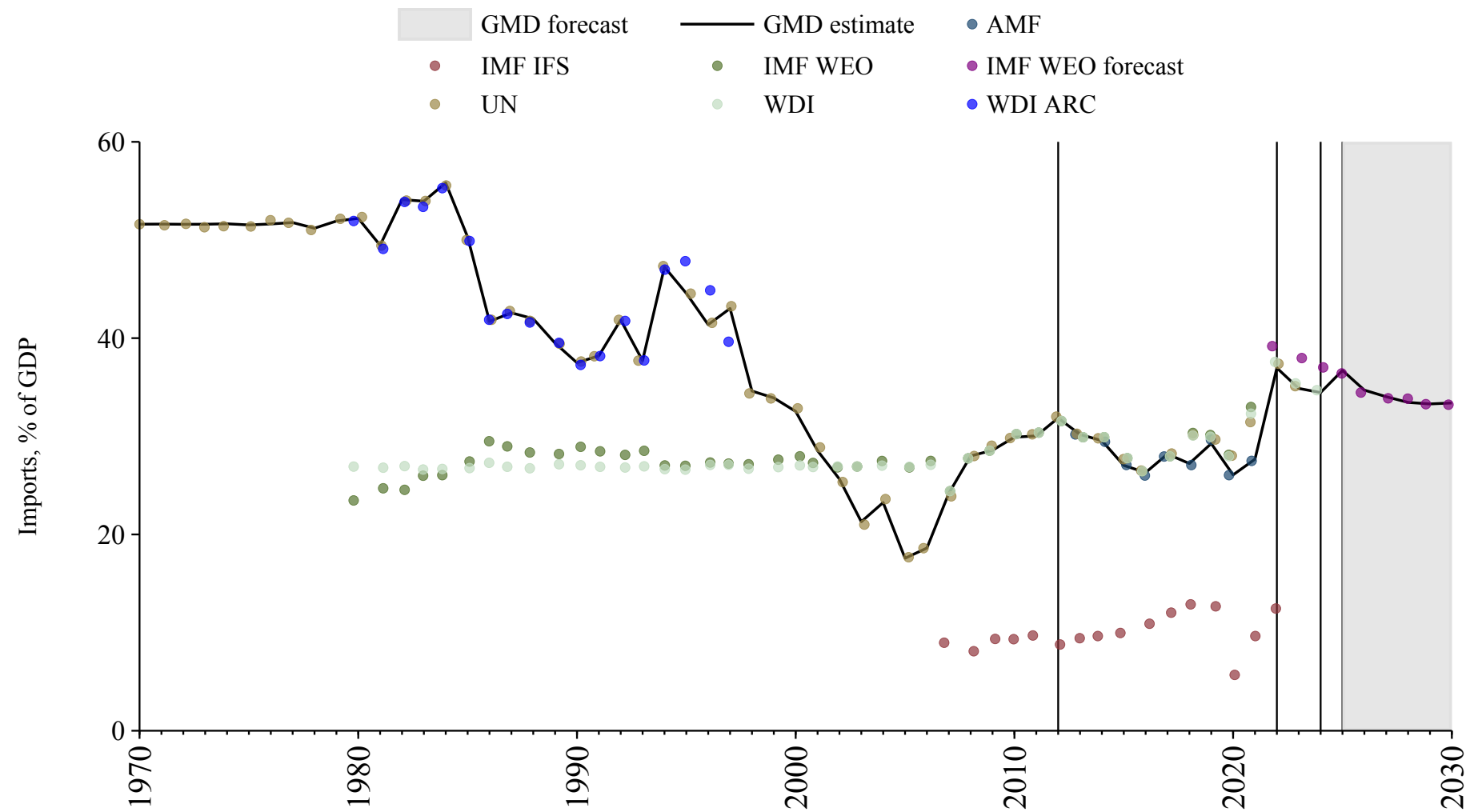
Cayman Islands

| Source | Time span | Notes |
|---------------------------------------|-------------|--|
| United Nations (2024) | 1970 - 2023 | Baseline source, overlaps with base year 2018. |



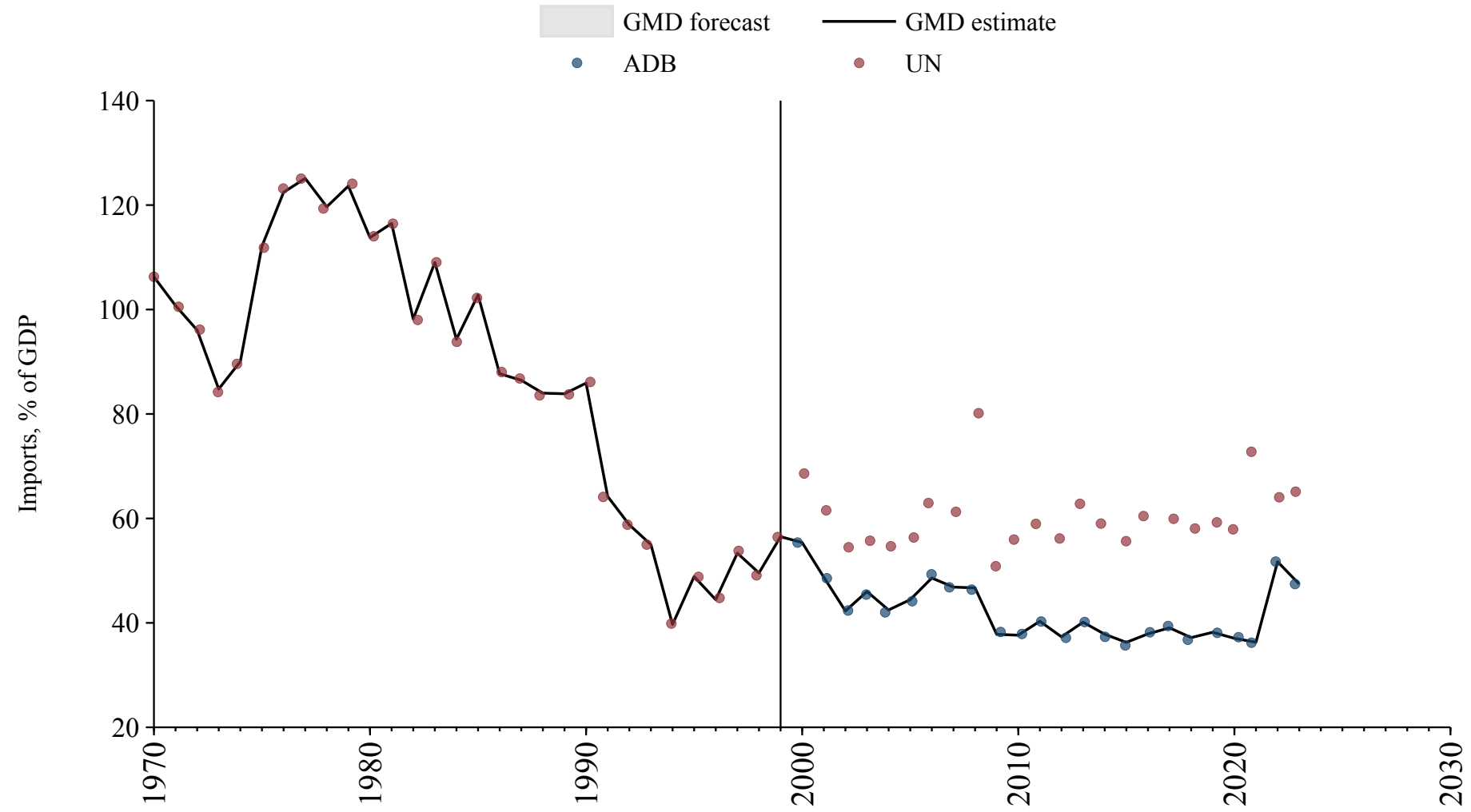
Comoros

| Source | Time span | Notes |
|---|-------------|--|
| United Nations (2024) | 1970 - 2012 | Spliced using overlapping data in 2013. |
| Arab Monetary Fund (2024) | 2013 - 2021 | Baseline source, overlaps with base year 2018. |
| United Nations (2024) | 2022 - 2023 | Spliced using overlapping data in 2024. |
| World Bank (2024) | 2024 - 2024 | Spliced using overlapping data in 2025. |
| WEO (2024b) | 2025 - 2030 | Spliced using overlapping data in 2031. |



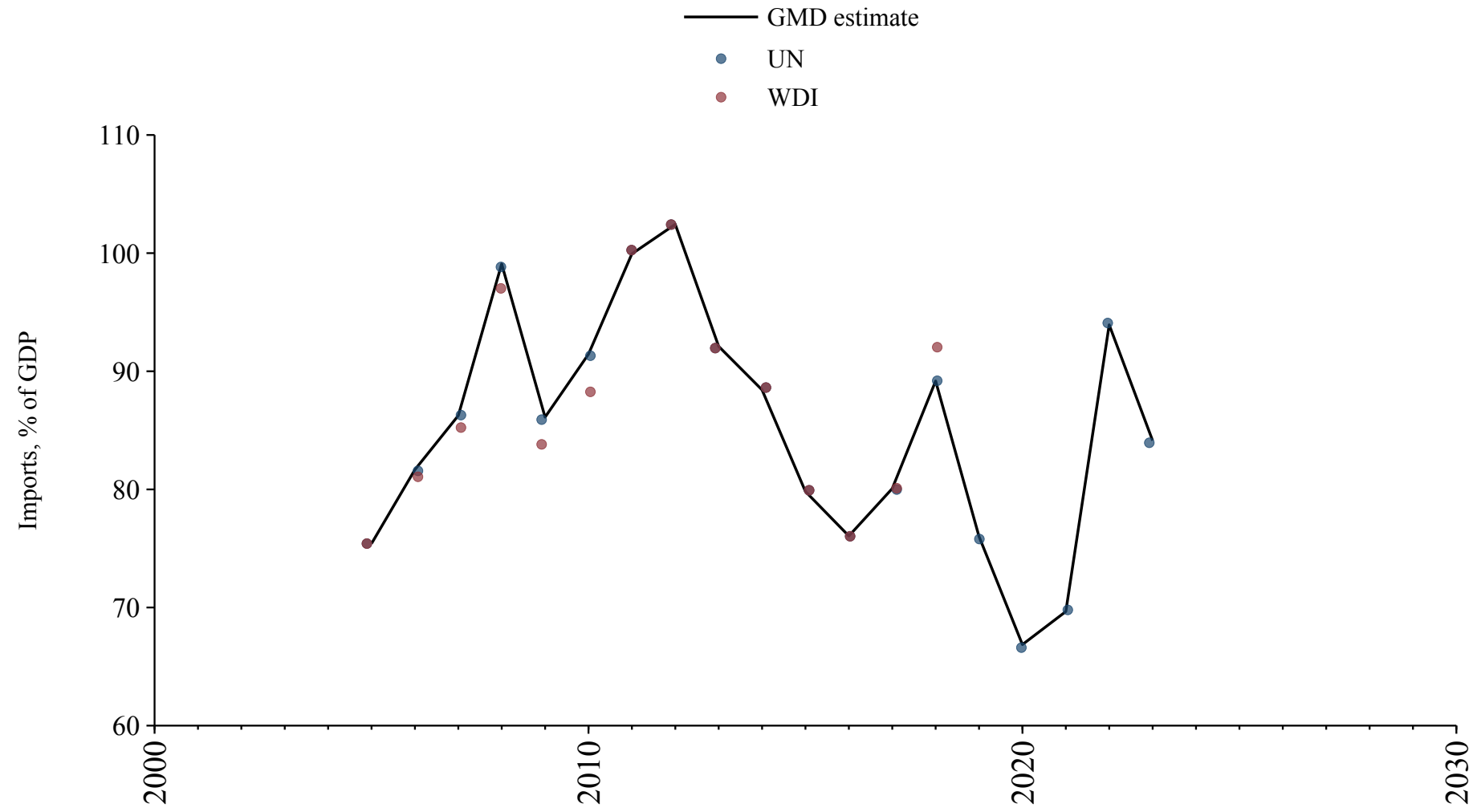
Cook Islands

| Source | Time span | Notes |
|---|-------------|--|
| United Nations (2024) | 1970 - 1999 | Spliced using overlapping data in 2000. |
| Asian Development Bank (2024) | 2000 - 2023 | Baseline source, overlaps with base year 2018. |



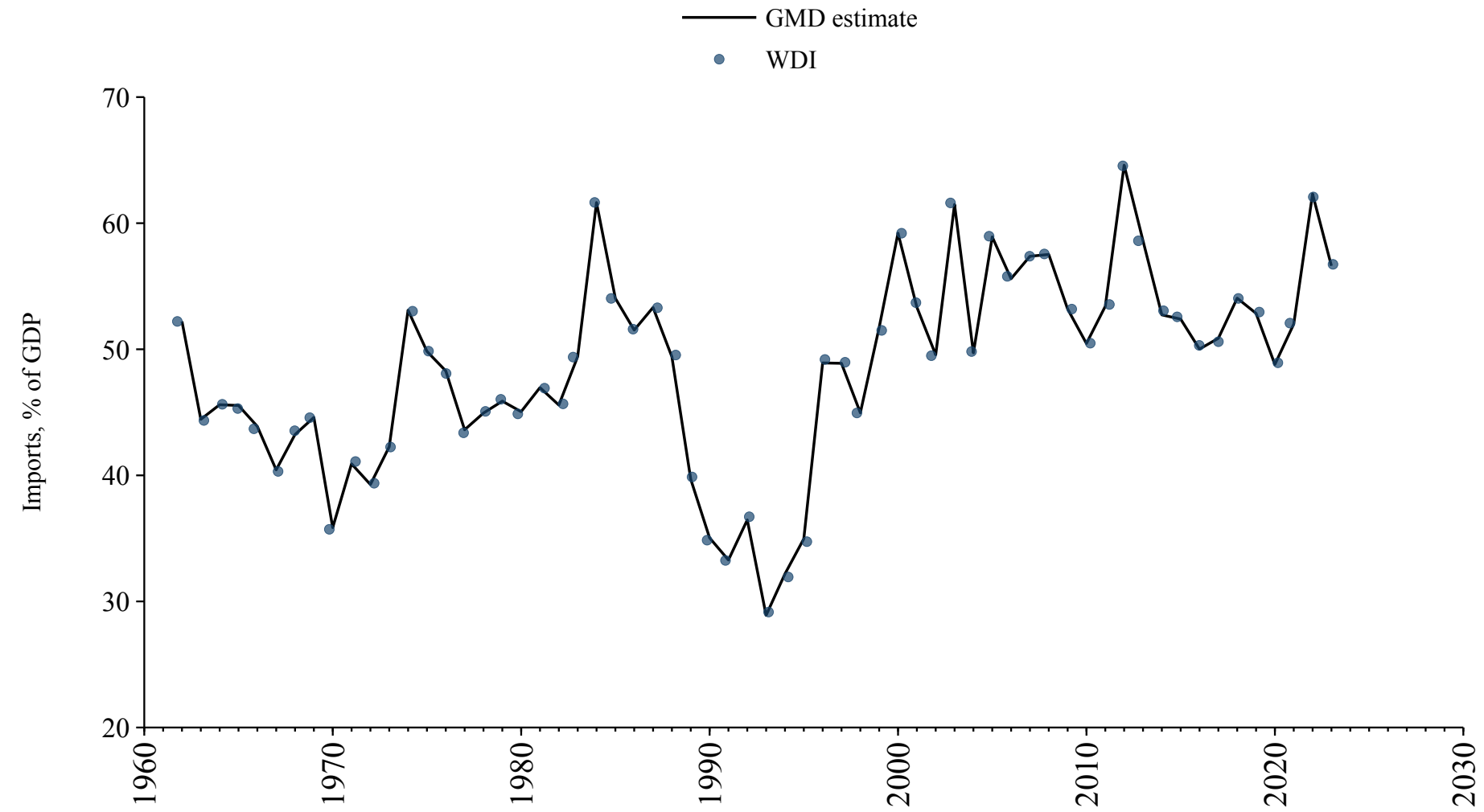
Curaçao

| Source | Time span | Notes |
|---------------------------------------|-------------|--|
| United Nations (2024) | 2005 - 2023 | Baseline source, overlaps with base year 2018. |



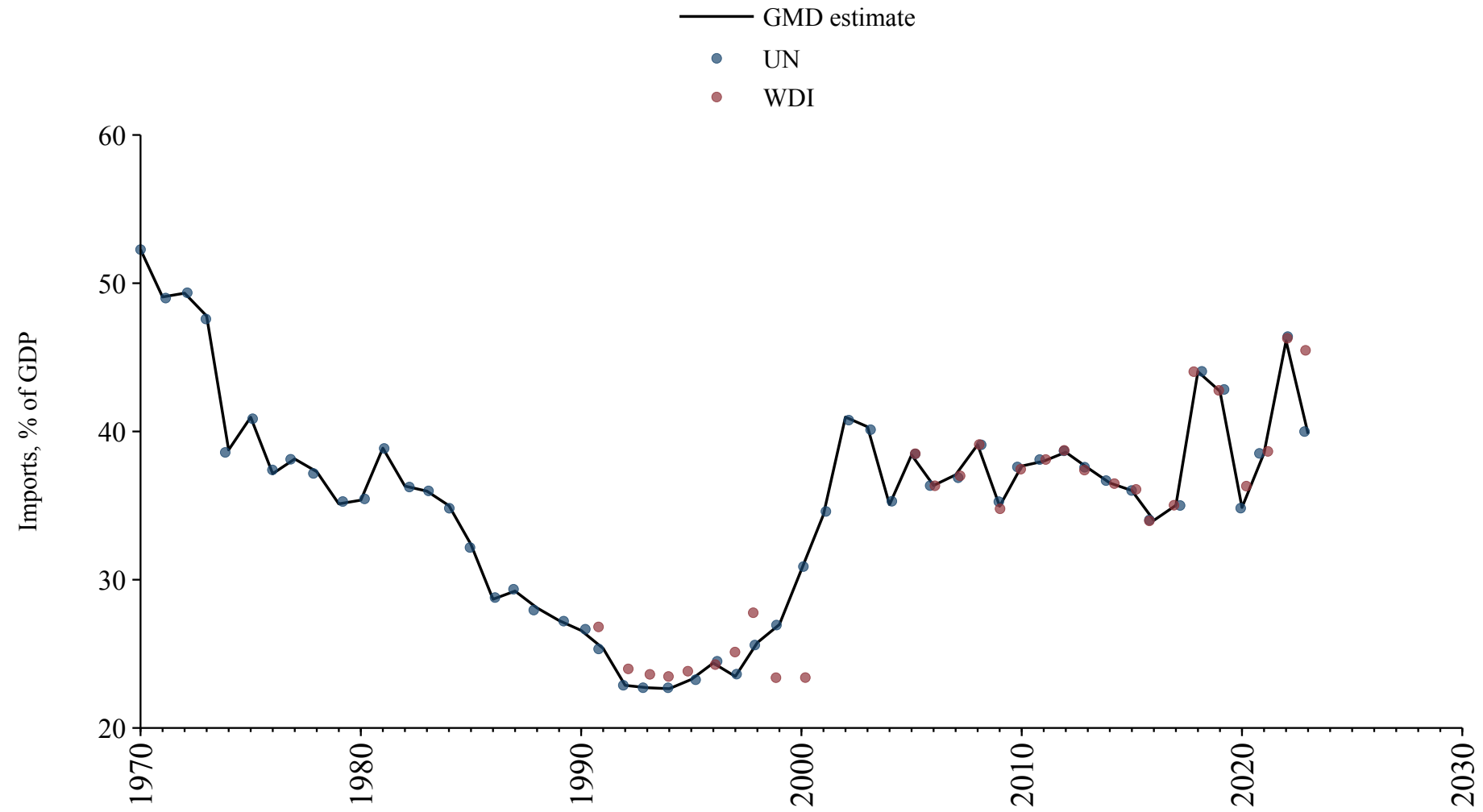
Faroe Islands

| Source | Time span | Notes |
|-----------------------------------|-------------|--|
| World Bank (2024) | 1962 - 2023 | Baseline source, overlaps with base year 2018. |



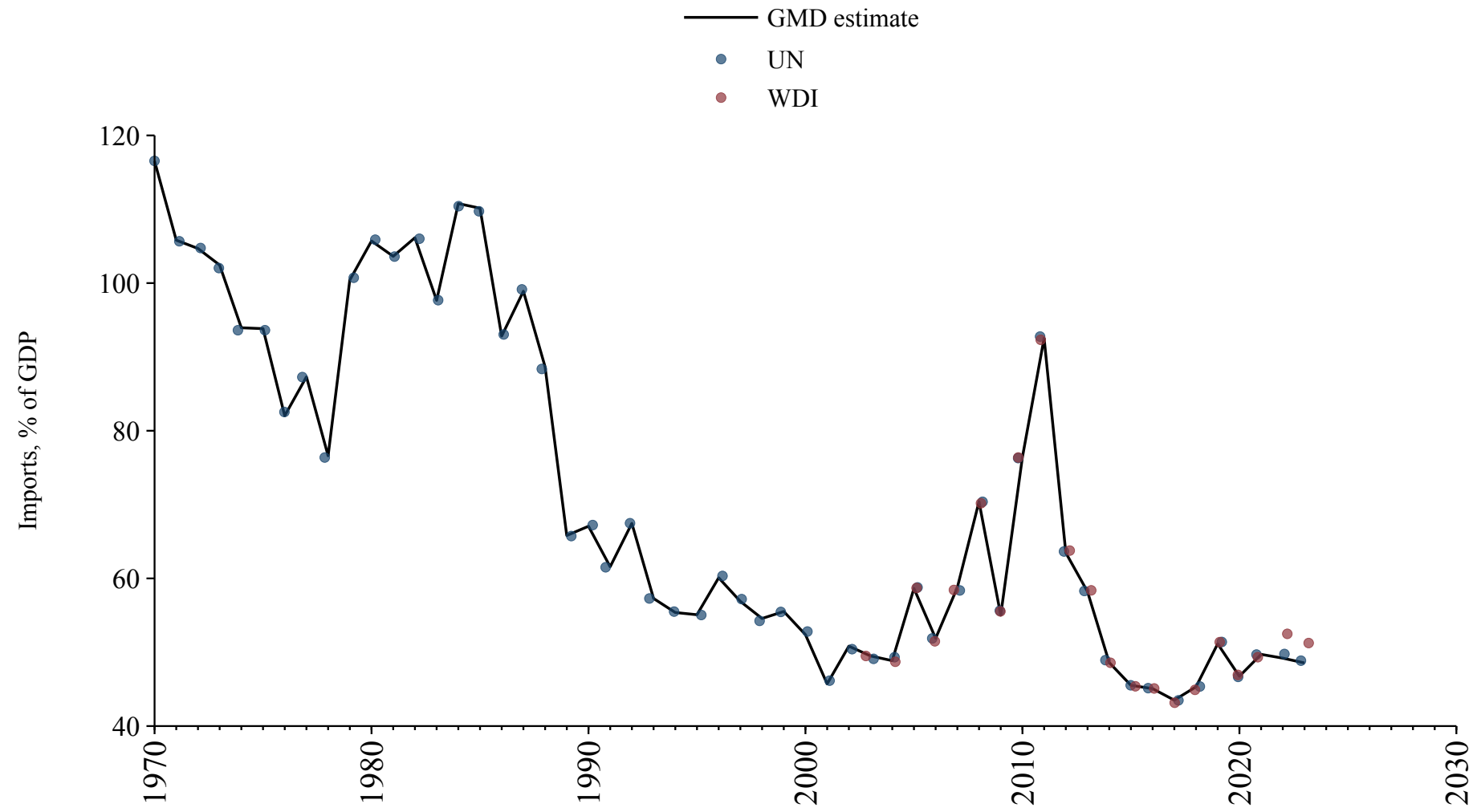
French Polynesia

| Source | Time span | Notes |
|---------------------------------------|-------------|--|
| United Nations (2024) | 1970 - 2023 | Baseline source, overlaps with base year 2018. |



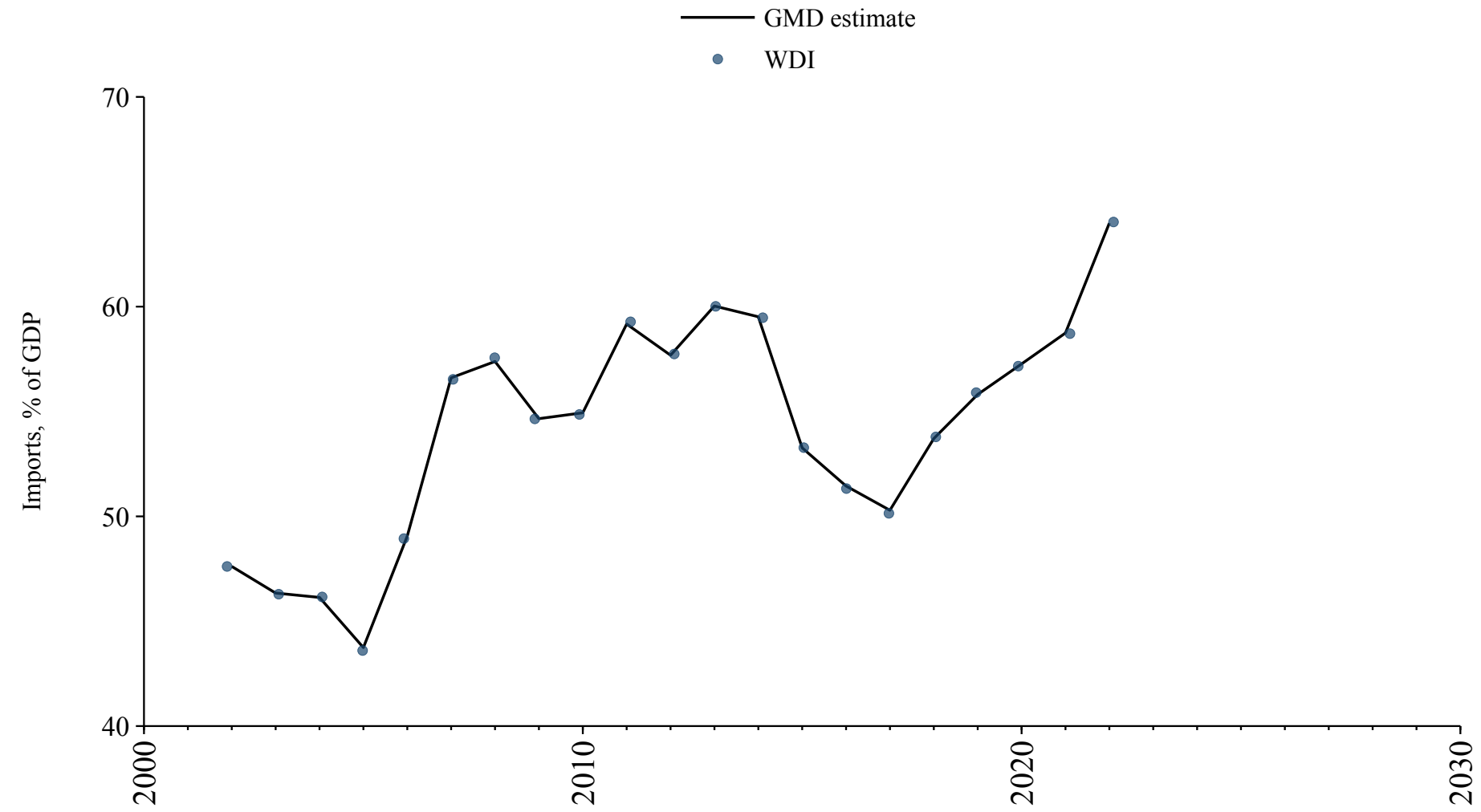
Greenland

| Source | Time span | Notes |
|---------------------------------------|-------------|--|
| United Nations (2024) | 1970 - 2023 | Baseline source, overlaps with base year 2018. |



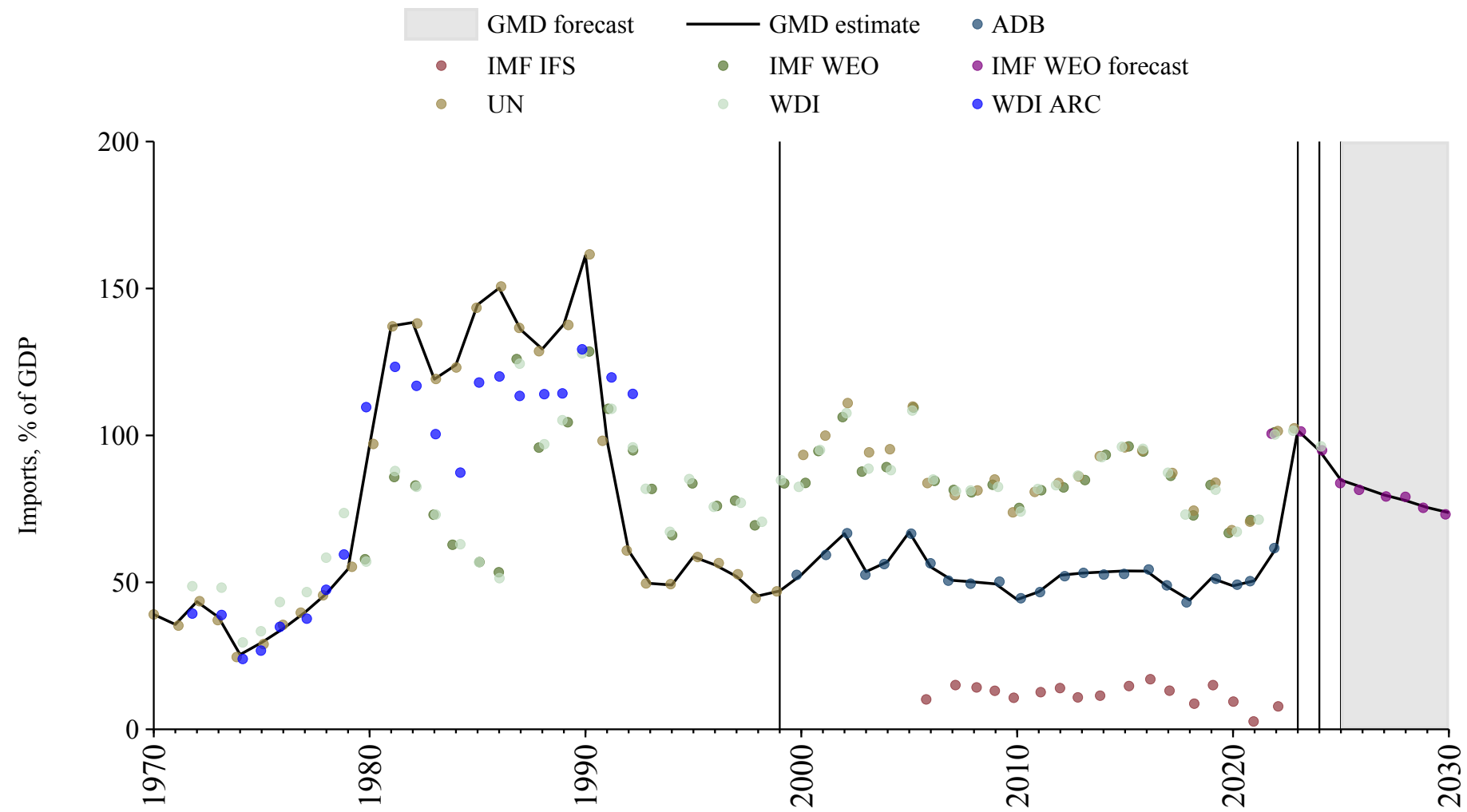
Guam

| Source | Time span | Notes |
|-----------------------------------|-------------|--|
| World Bank (2024) | 2002 - 2022 | Baseline source, overlaps with base year 2018. |



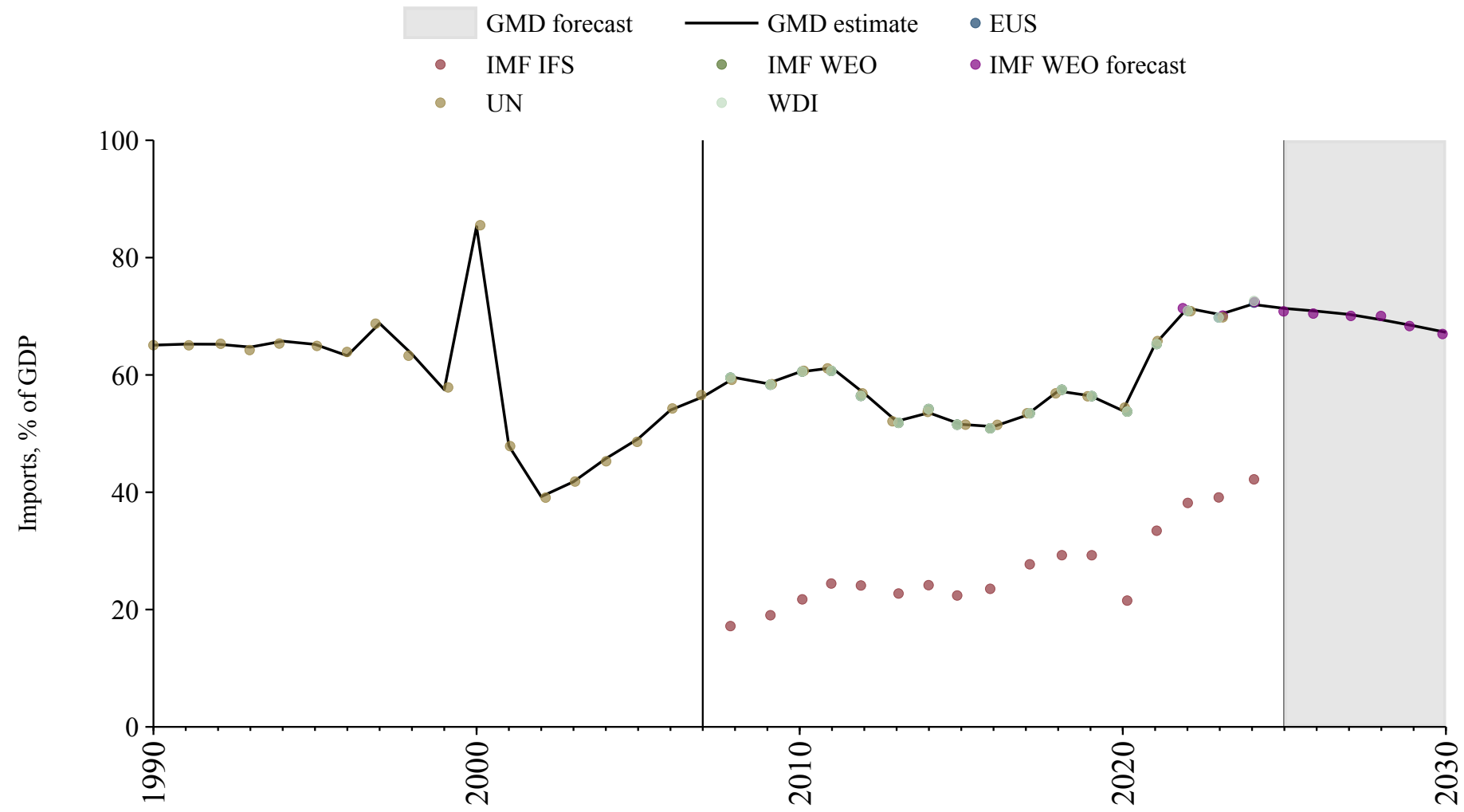
Kiribati

| Source | Time span | Notes |
|---|-------------|--|
| United Nations (2024) | 1970 - 1999 | Spliced using overlapping data in 2000. |
| Asian Development Bank (2024) | 2000 - 2022 | Baseline source, overlaps with base year 2018. |
| United Nations (2024) | 2023 - 2023 | Spliced using overlapping data in 2024. |
| World Bank (2024) | 2024 - 2024 | Spliced using overlapping data in 2025. |
| WEO (2024b) | 2025 - 2030 | Spliced using overlapping data in 2031. |



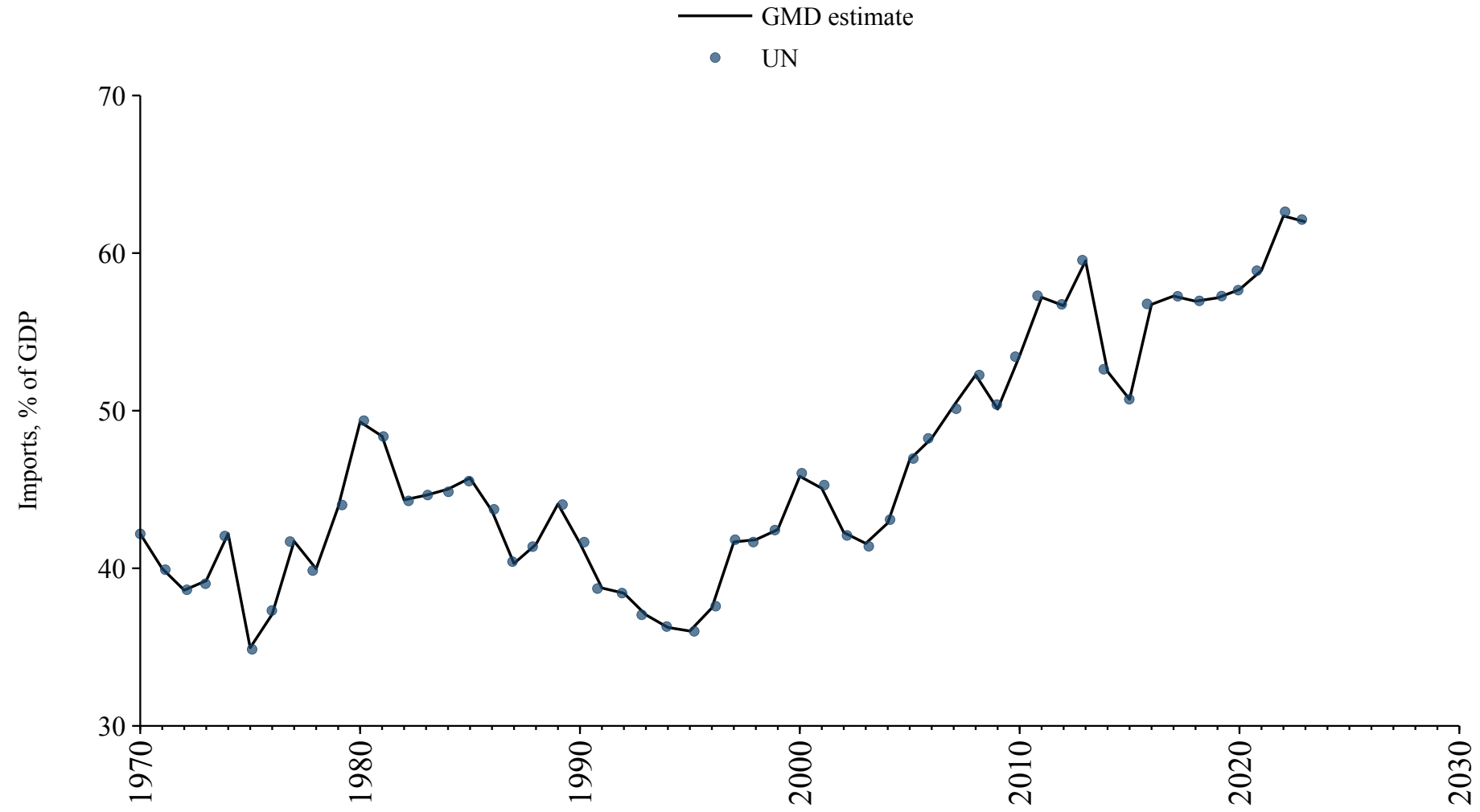
Kosovo

| Source | Time span | Notes |
|---------------------------------------|-------------|--|
| United Nations (2024) | 1990 - 2007 | Spliced using overlapping data in 2008. |
| Commission (2024) | 2008 - 2024 | Baseline source, overlaps with base year 2018. |
| WEO (2024b) | 2025 - 2030 | Spliced using overlapping data in 2031. |



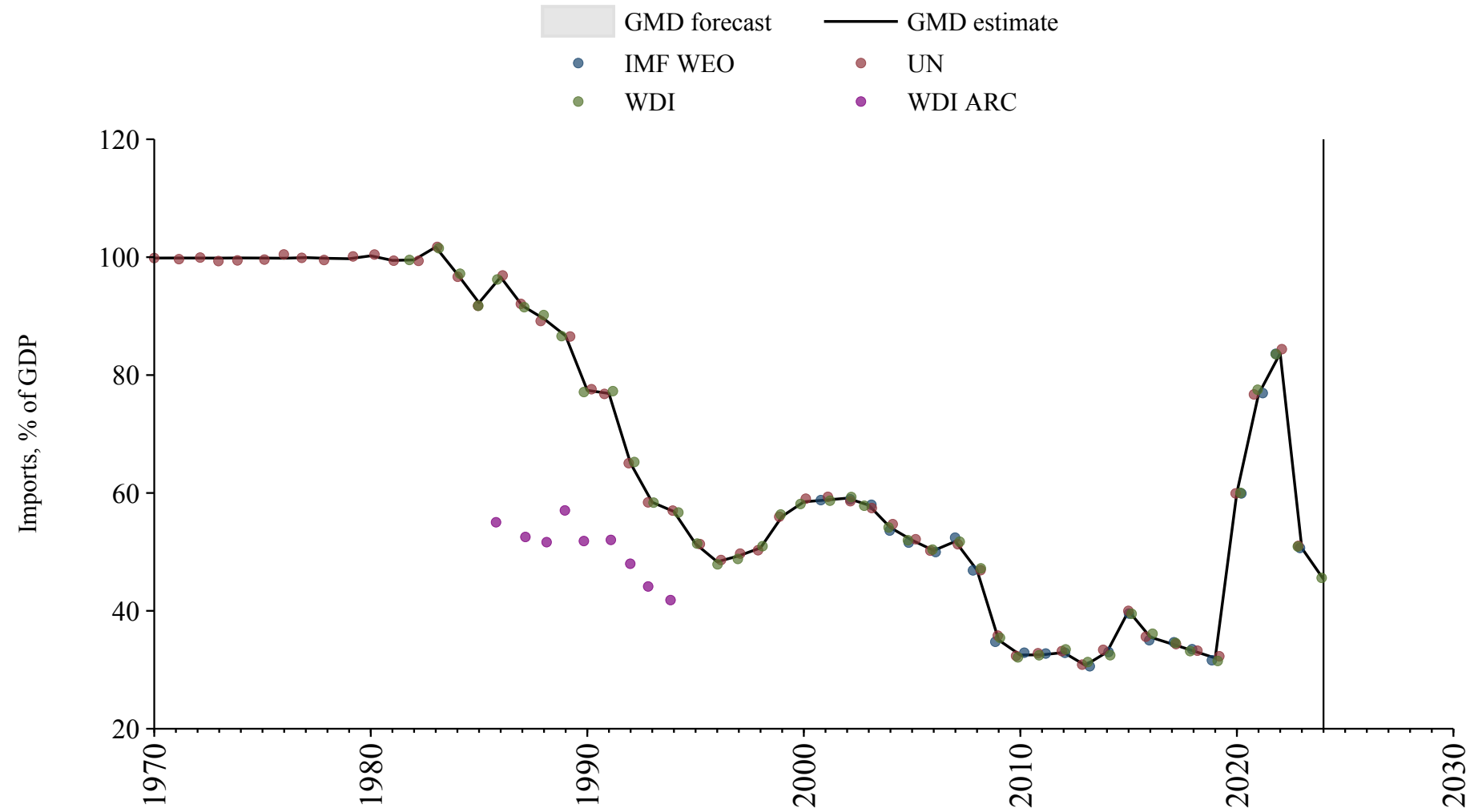
Liechtenstein

| Source | Time span | Notes |
|---------------------------------------|-------------|--|
| United Nations (2024) | 1970 - 2023 | Baseline source, overlaps with base year 2018. |



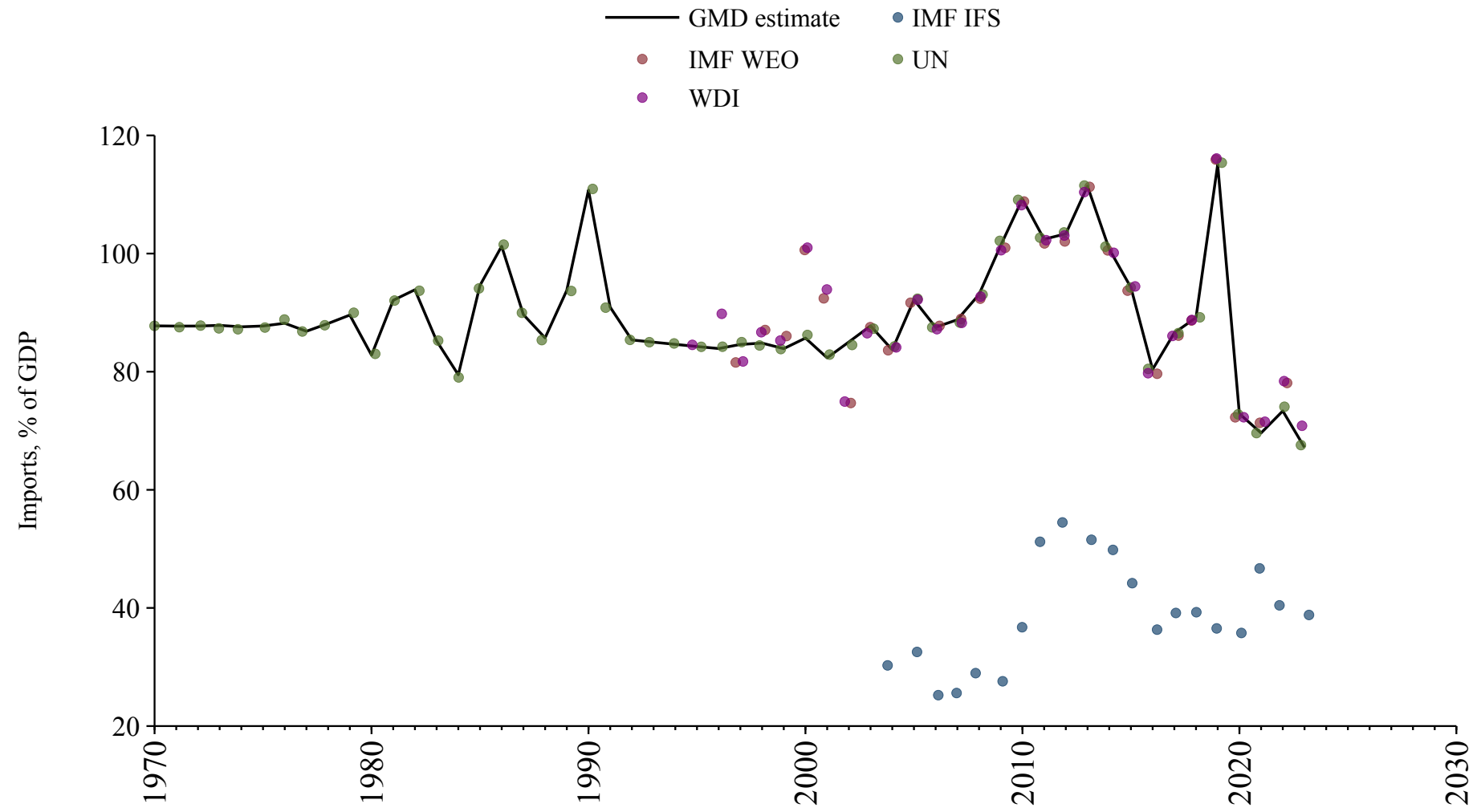
Macau

| Source | Time span | Notes |
|---------------------------------------|-------------|--|
| United Nations (2024) | 1970 - 2023 | Baseline source, overlaps with base year 2018. |
| World Bank (2024) | 2024 - 2024 | Spliced using overlapping data in 2025. |



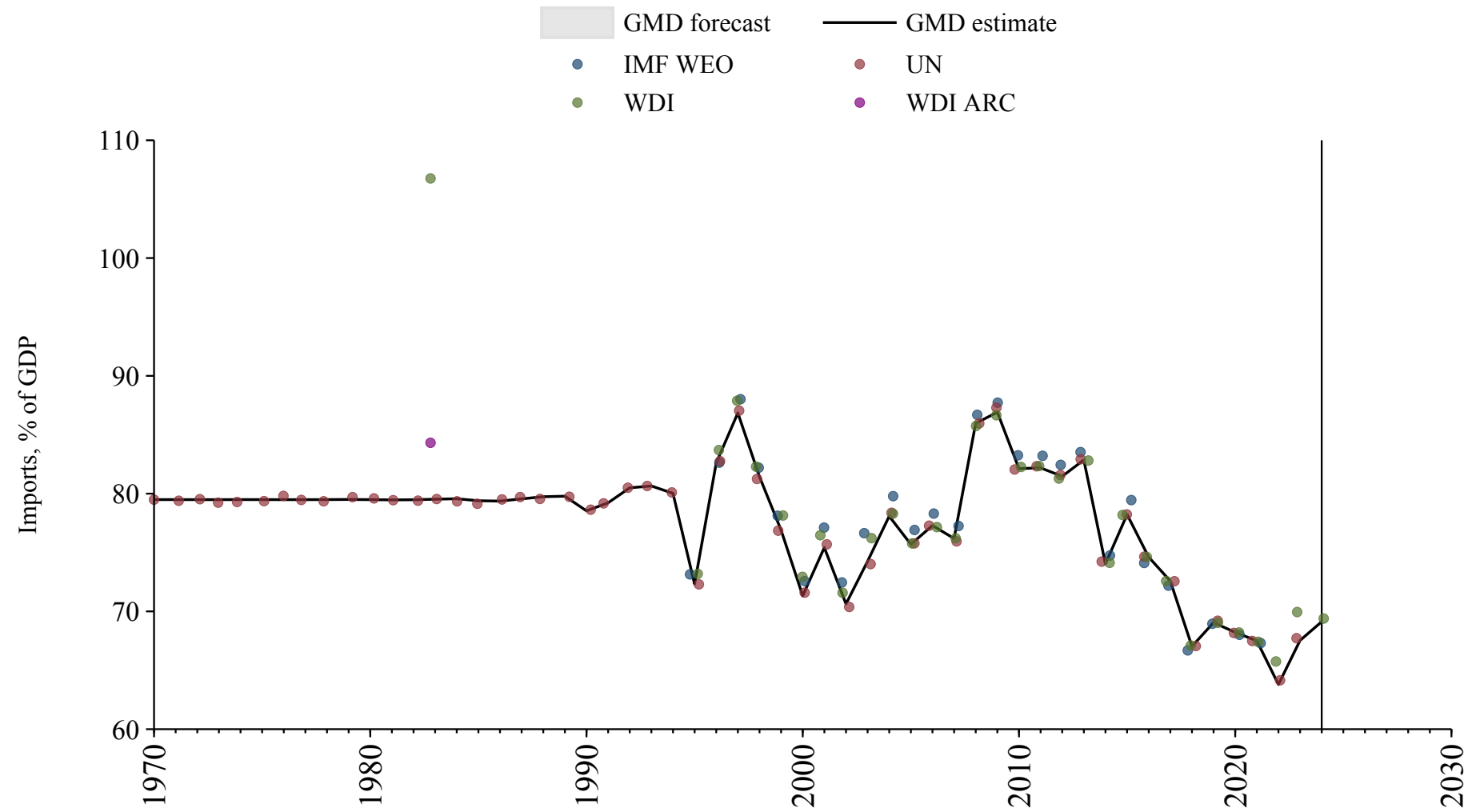
Marshall Islands

| Source | Time span | Notes |
|---------------------------------------|-------------|--|
| United Nations (2024) | 1970 - 2023 | Baseline source, overlaps with base year 2018. |



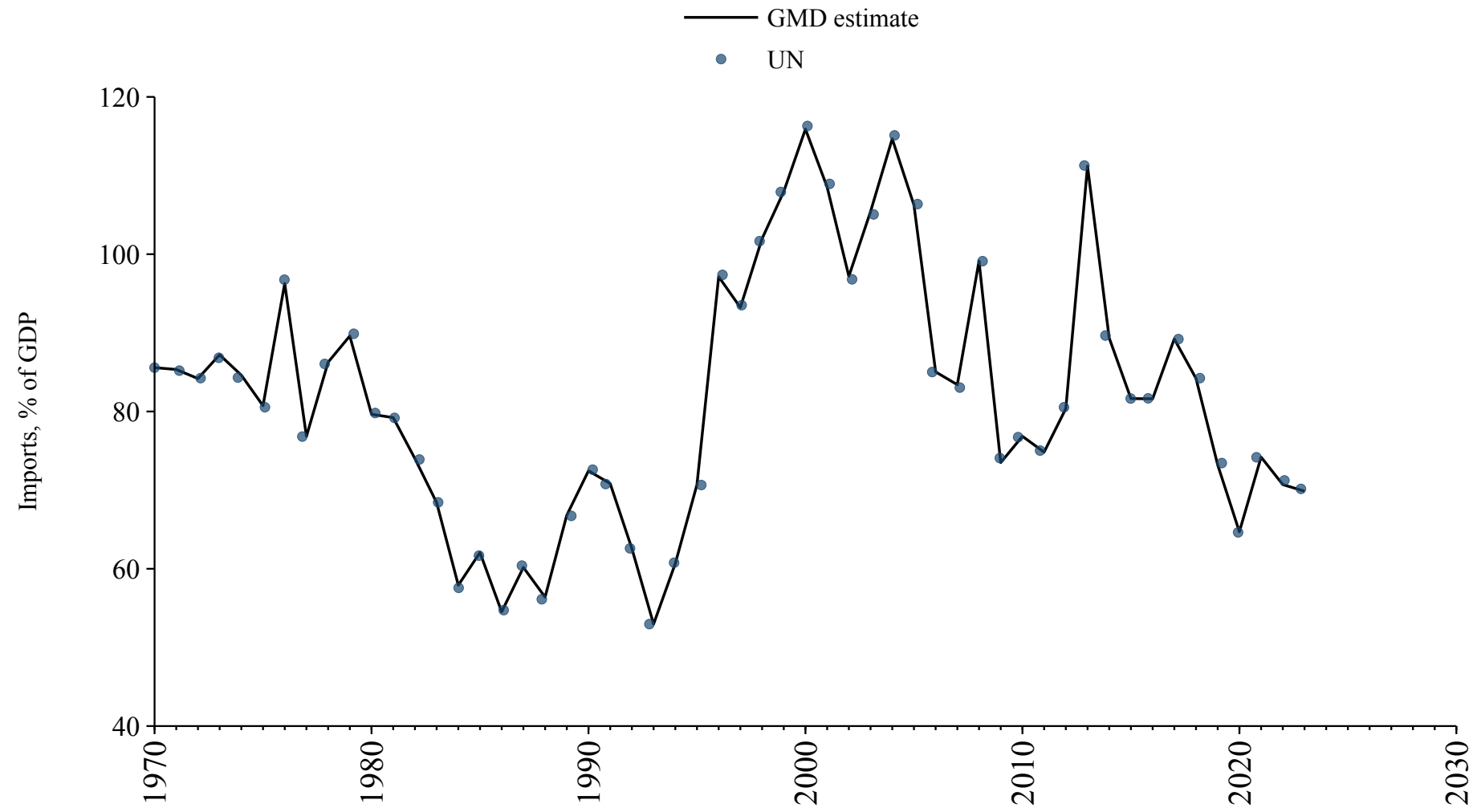
Micronesia (Federated States of)

| Source | Time span | Notes |
|---------------------------------------|-------------|--|
| United Nations (2024) | 1970 - 2023 | Baseline source, overlaps with base year 2018. |
| World Bank (2024) | 2024 - 2024 | Spliced using overlapping data in 2025. |



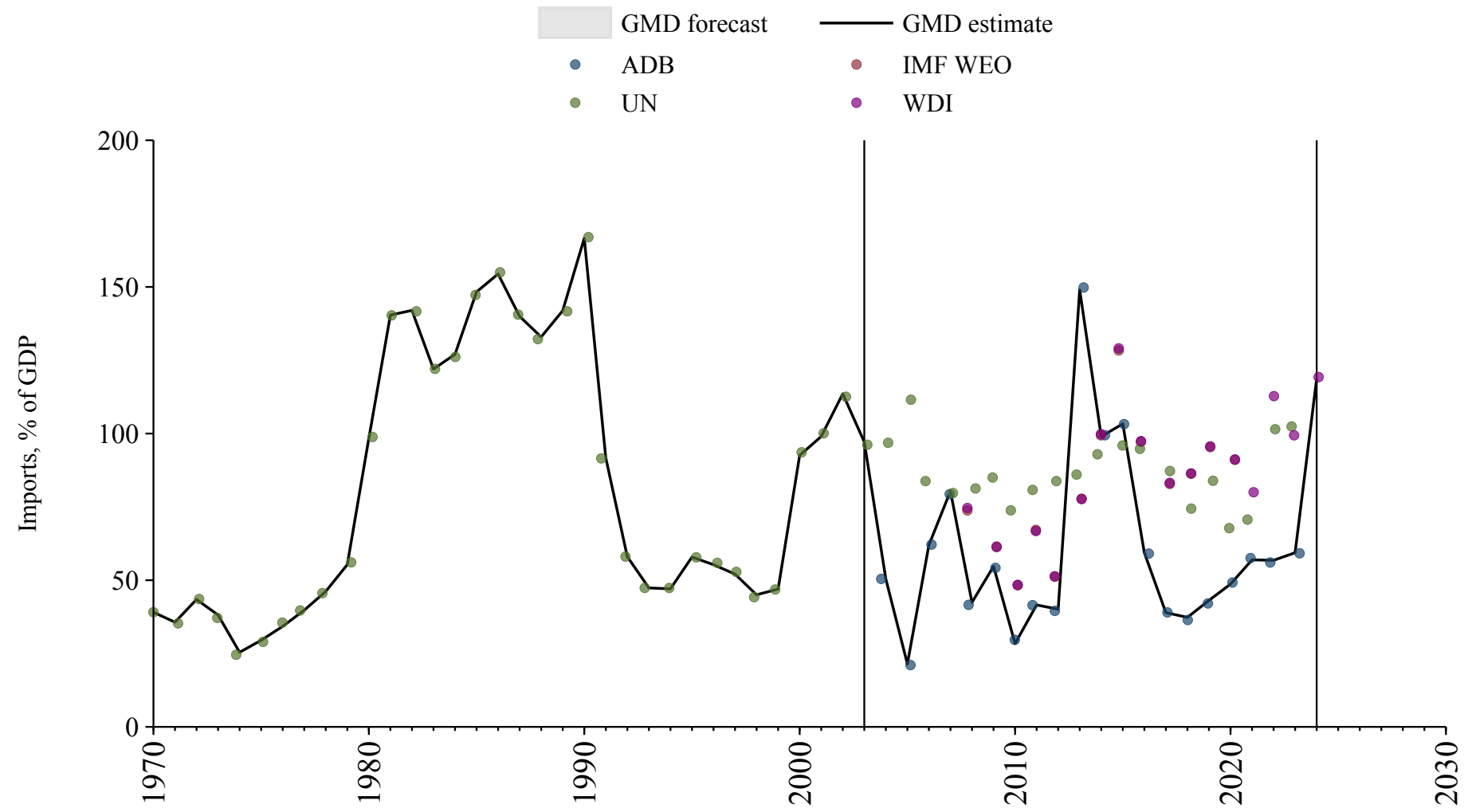
Montserrat

| Source | Time span | Notes |
|---------------------------------------|-------------|--|
| United Nations (2024) | 1970 - 2023 | Baseline source, overlaps with base year 2018. |



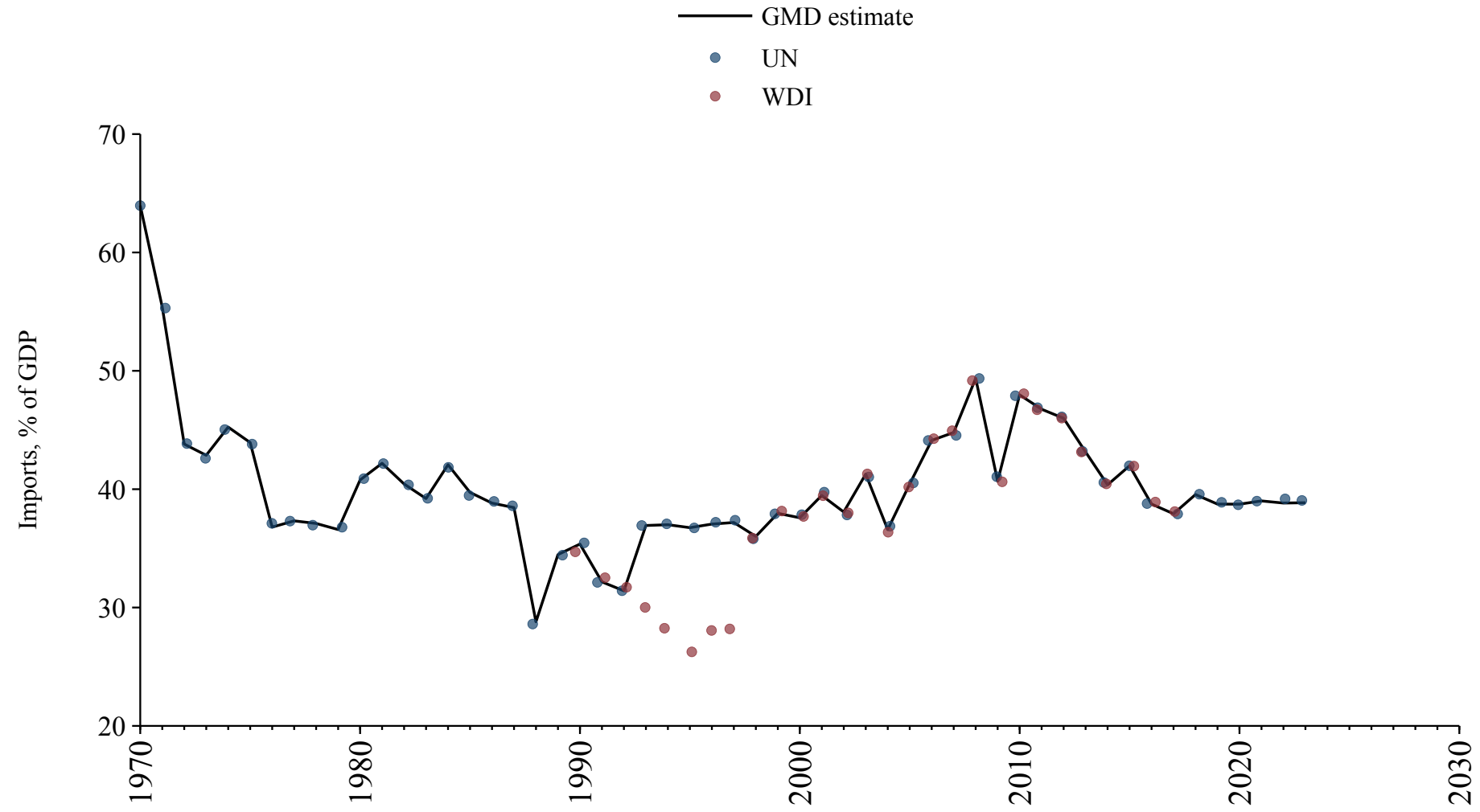
Nauru

| Source | Time span | Notes |
|---|-------------|--|
| United Nations (2024) | 1970 - 2003 | Spliced using overlapping data in 2004. |
| Asian Development Bank (2024) | 2004 - 2023 | Baseline source, overlaps with base year 2018. |
| World Bank (2024) | 2024 - 2024 | Spliced using overlapping data in 2025. |



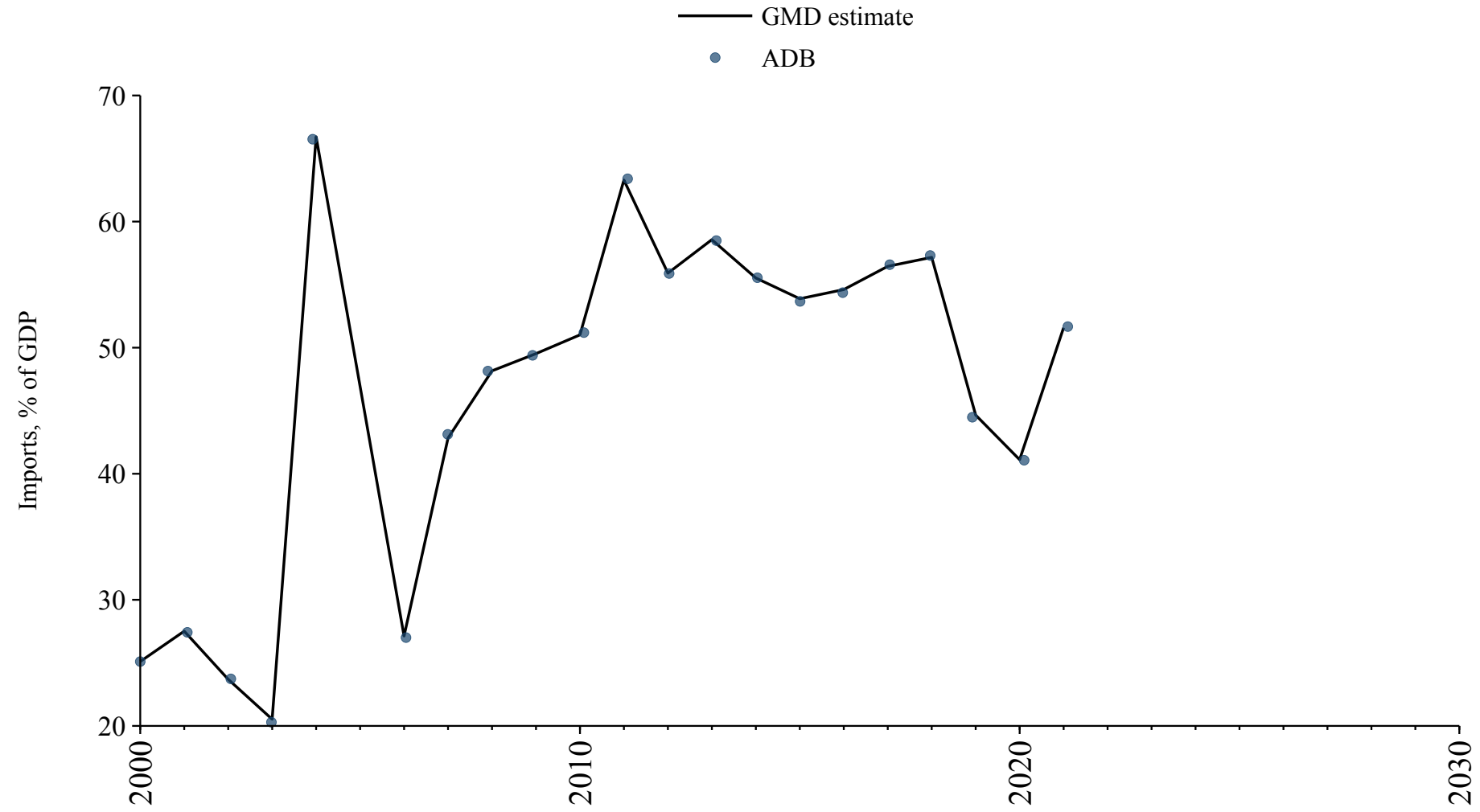
New Caledonia

| Source | Time span | Notes |
|---------------------------------------|-------------|--|
| United Nations (2024) | 1970 - 2023 | Baseline source, overlaps with base year 2018. |



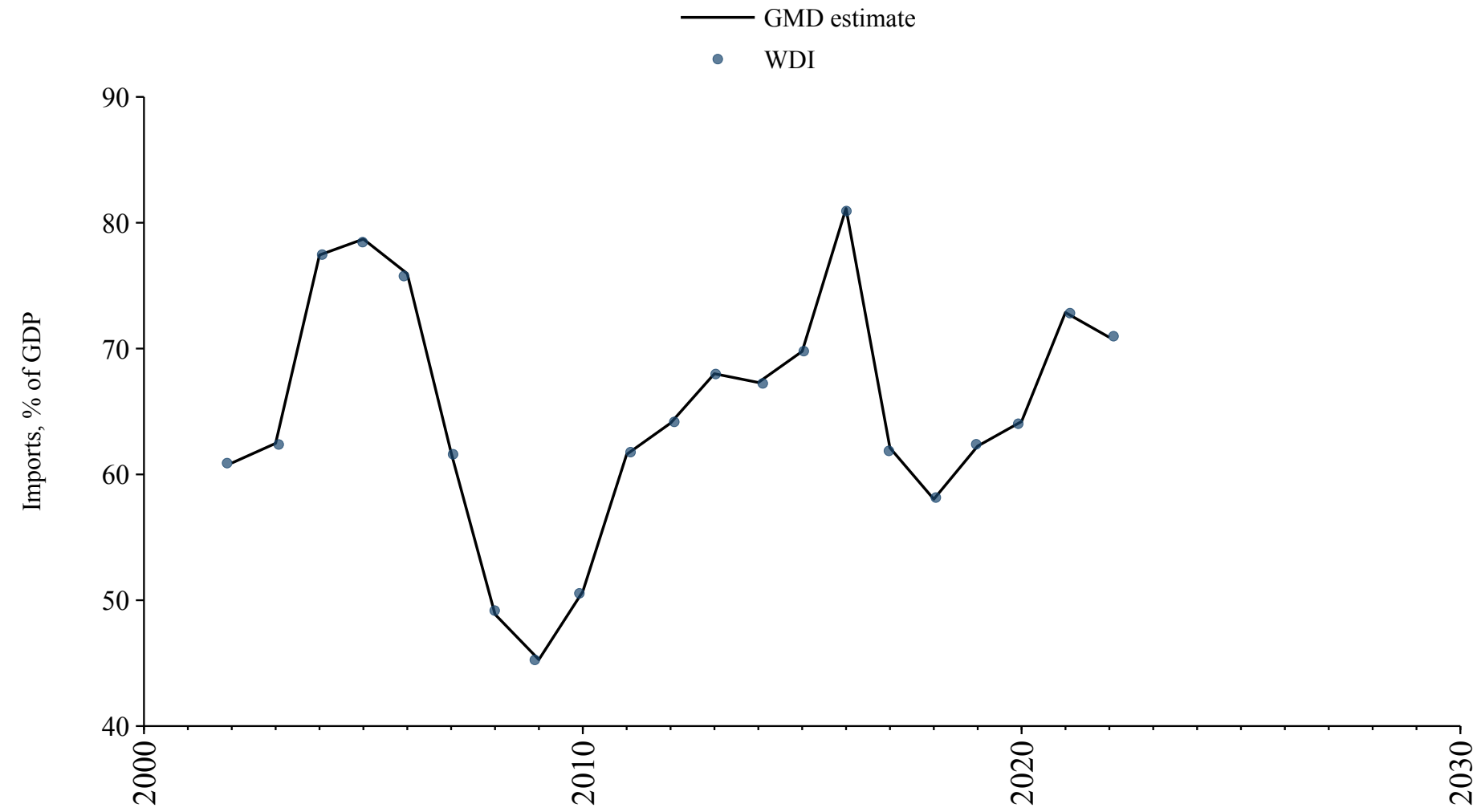
Niue

| Source | Time span | Notes |
|---|-------------|--|
| Asian Development Bank (2024) | 2000 - 2021 | Baseline source, overlaps with base year 2018. |



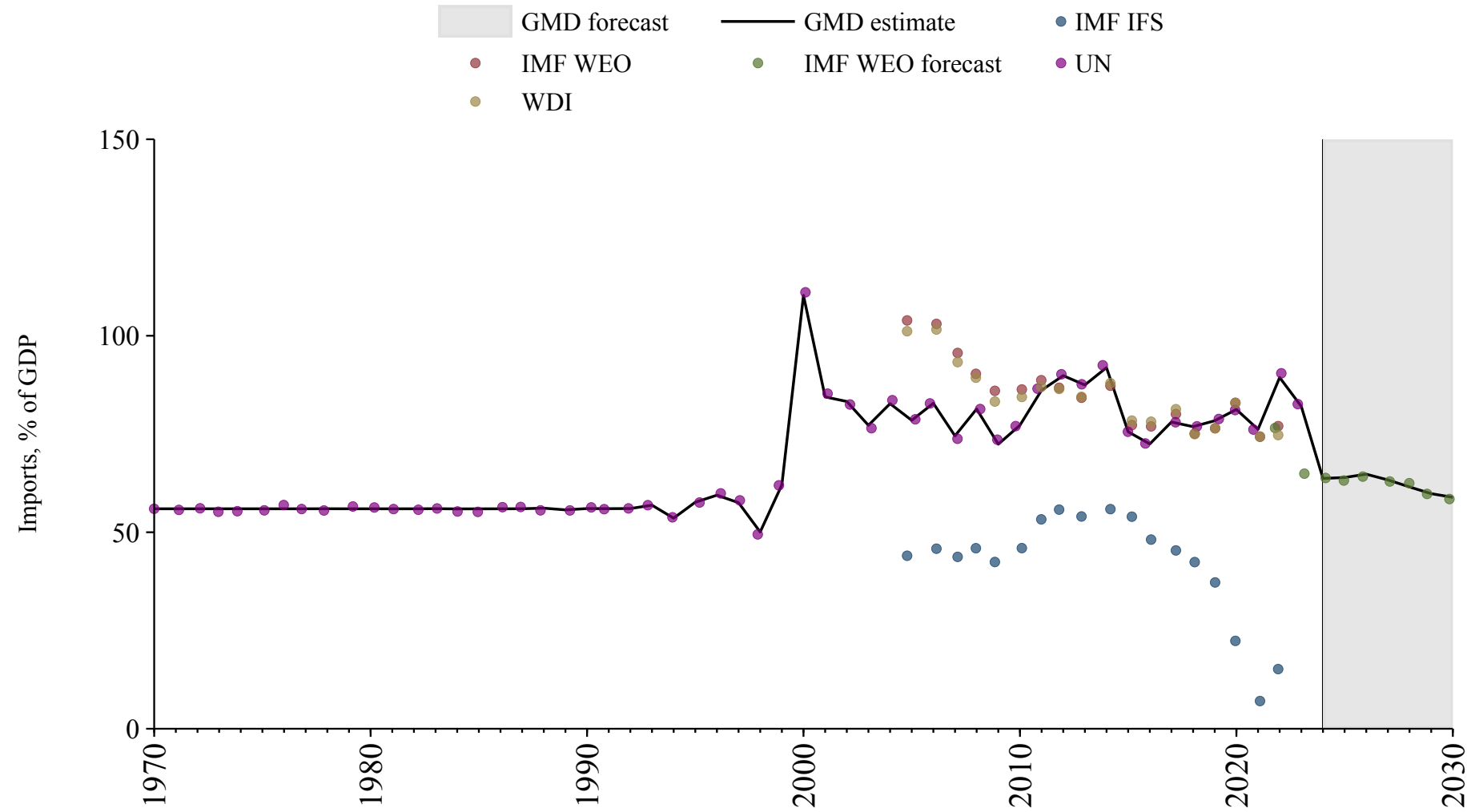
Northern Mariana Islands

| Source | Time span | Notes |
|-----------------------------------|-------------|--|
| World Bank (2024) | 2002 - 2022 | Baseline source, overlaps with base year 2018. |



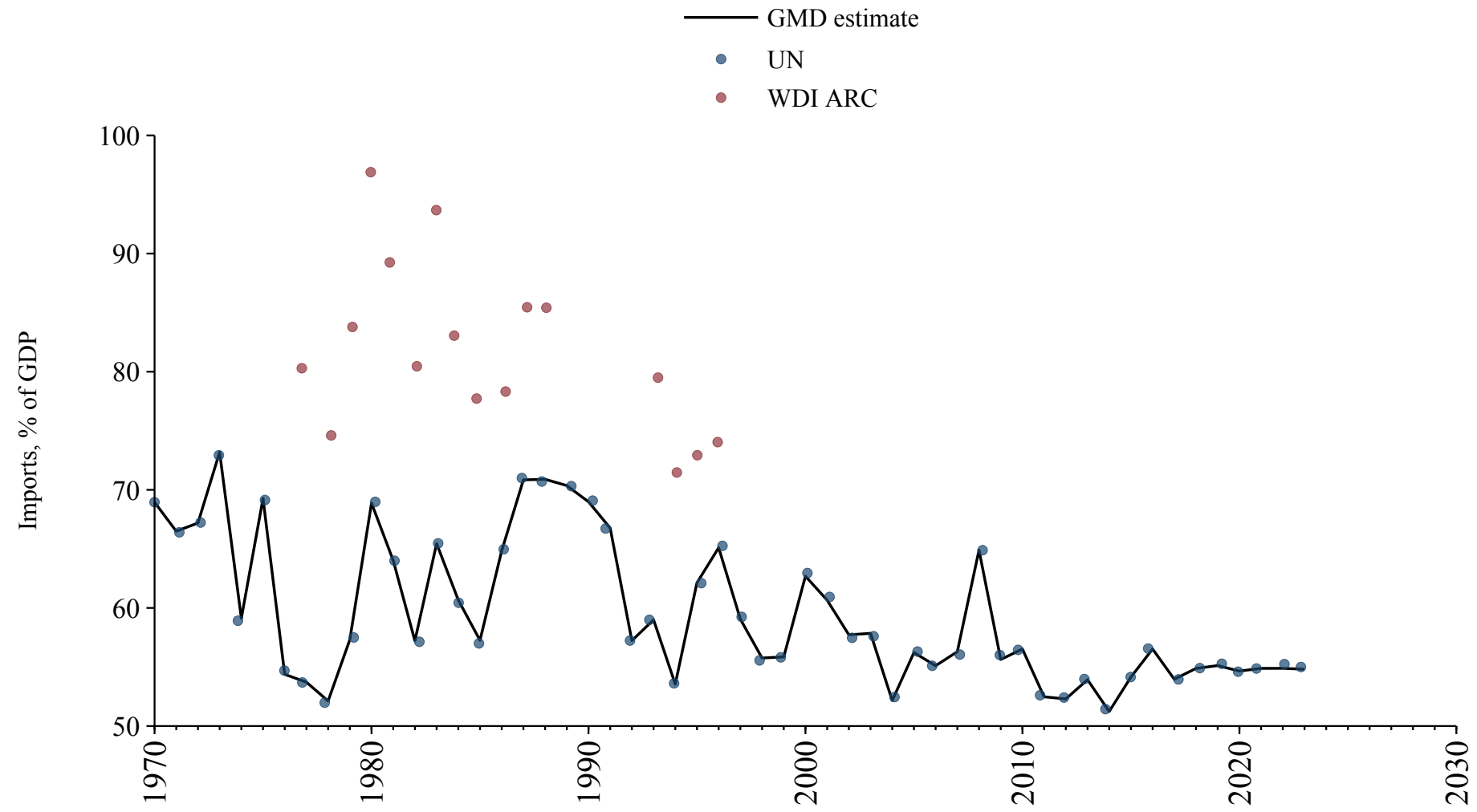
Palau

| Source | Time span | Notes |
|---------------------------------------|-------------|--|
| United Nations (2024) | 1970 - 2023 | Baseline source, overlaps with base year 2018. |
| WEO (2024b) | 2024 - 2030 | Spliced using overlapping data in 2031. |



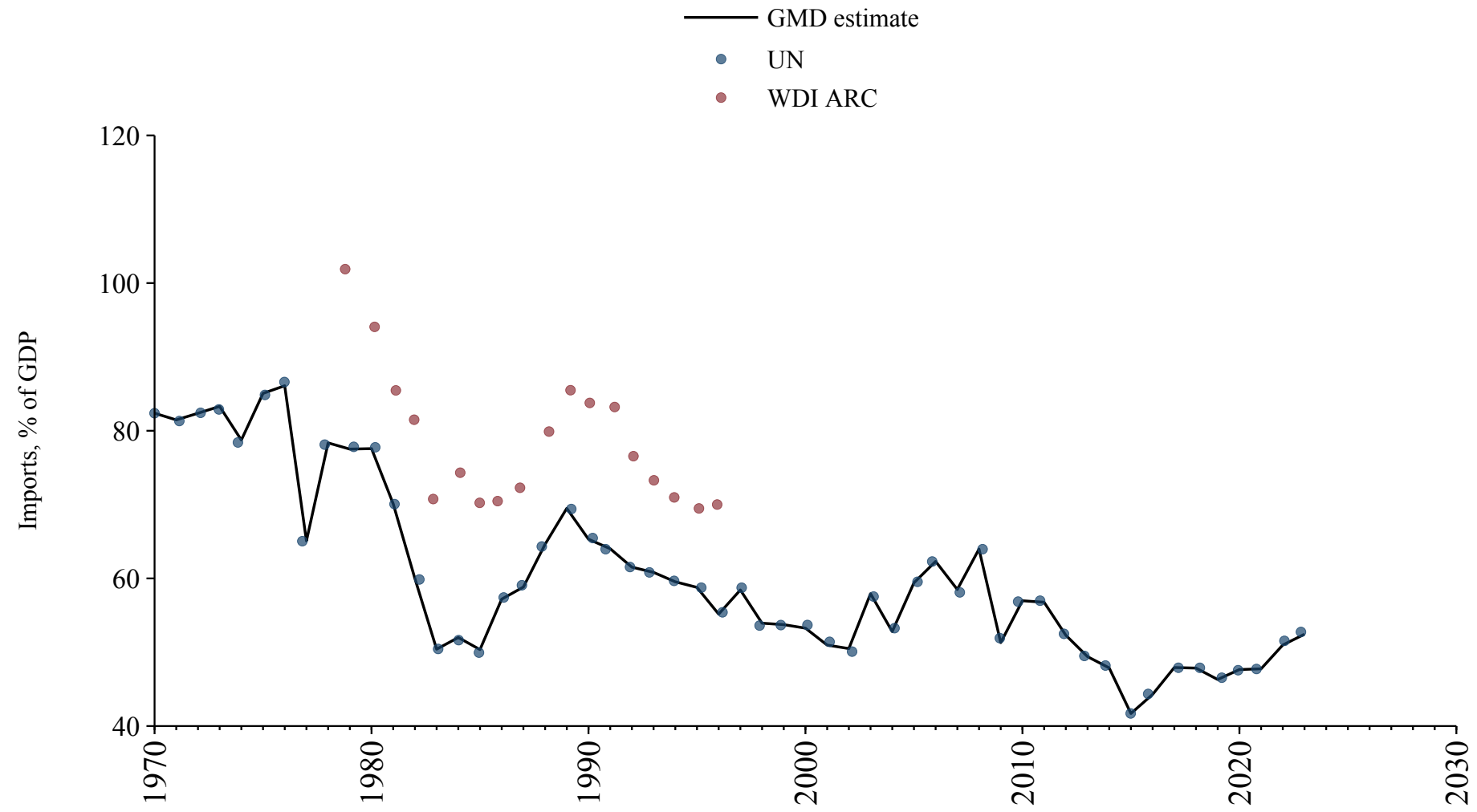
Saint Kitts and Nevis

| Source | Time span | Notes |
|---------------------------------------|-------------|--|
| United Nations (2024) | 1970 - 2023 | Baseline source, overlaps with base year 2018. |



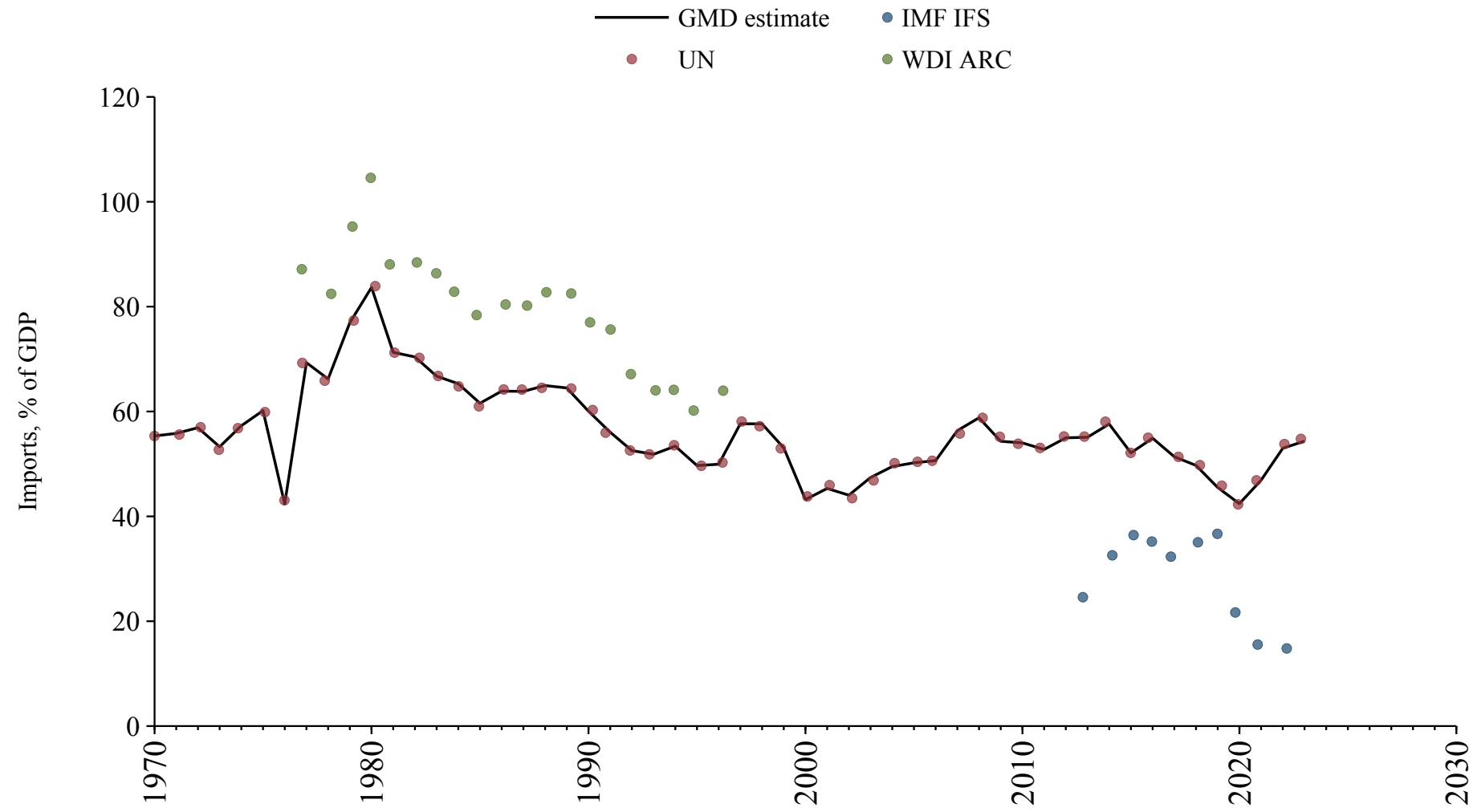
Saint Lucia

| Source | Time span | Notes |
|---------------------------------------|-------------|--|
| United Nations (2024) | 1970 - 2023 | Baseline source, overlaps with base year 2018. |



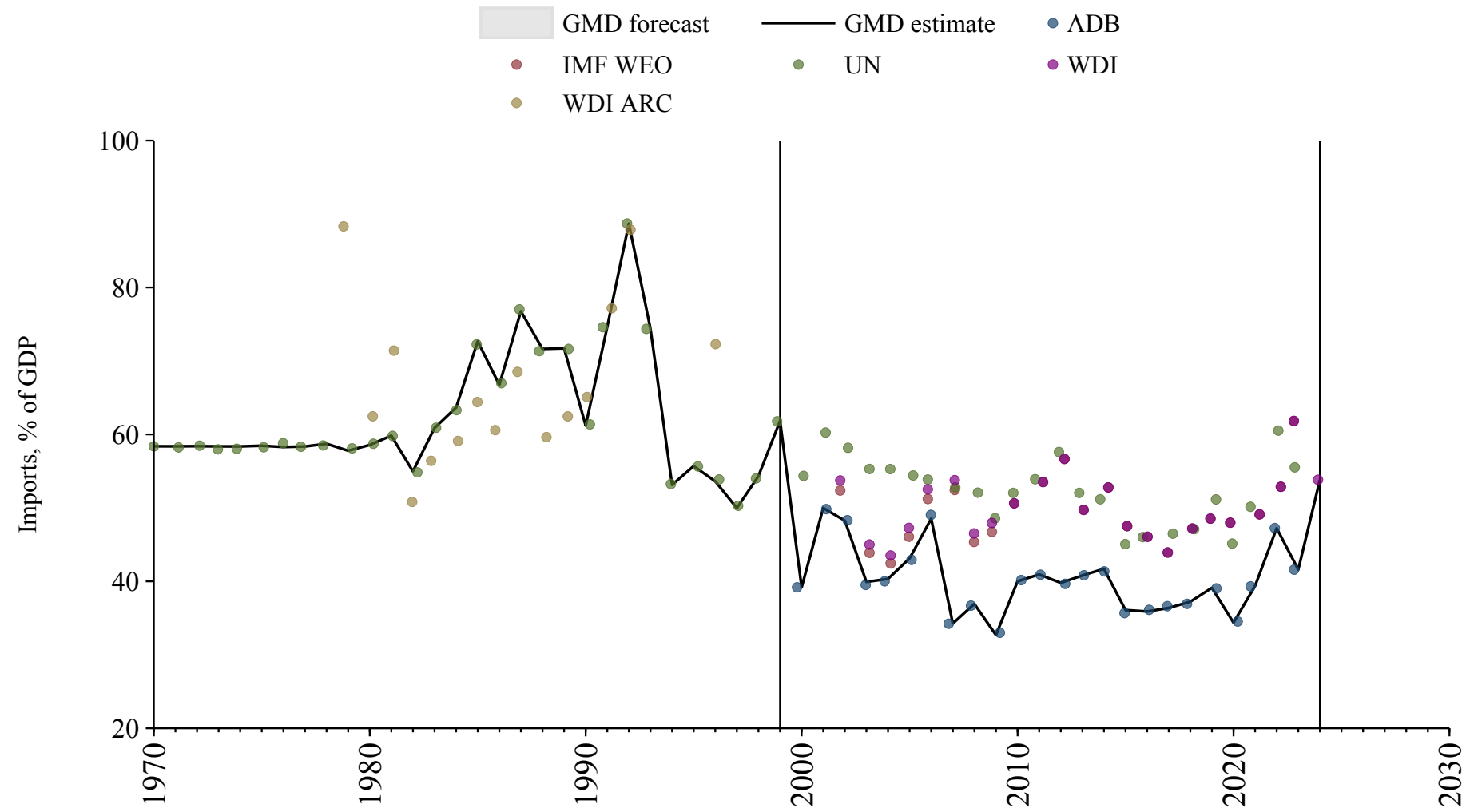
Saint Vincent and the Grenadines

| Source | Time span | Notes |
|---------------------------------------|-------------|--|
| United Nations (2024) | 1970 - 2023 | Baseline source, overlaps with base year 2018. |



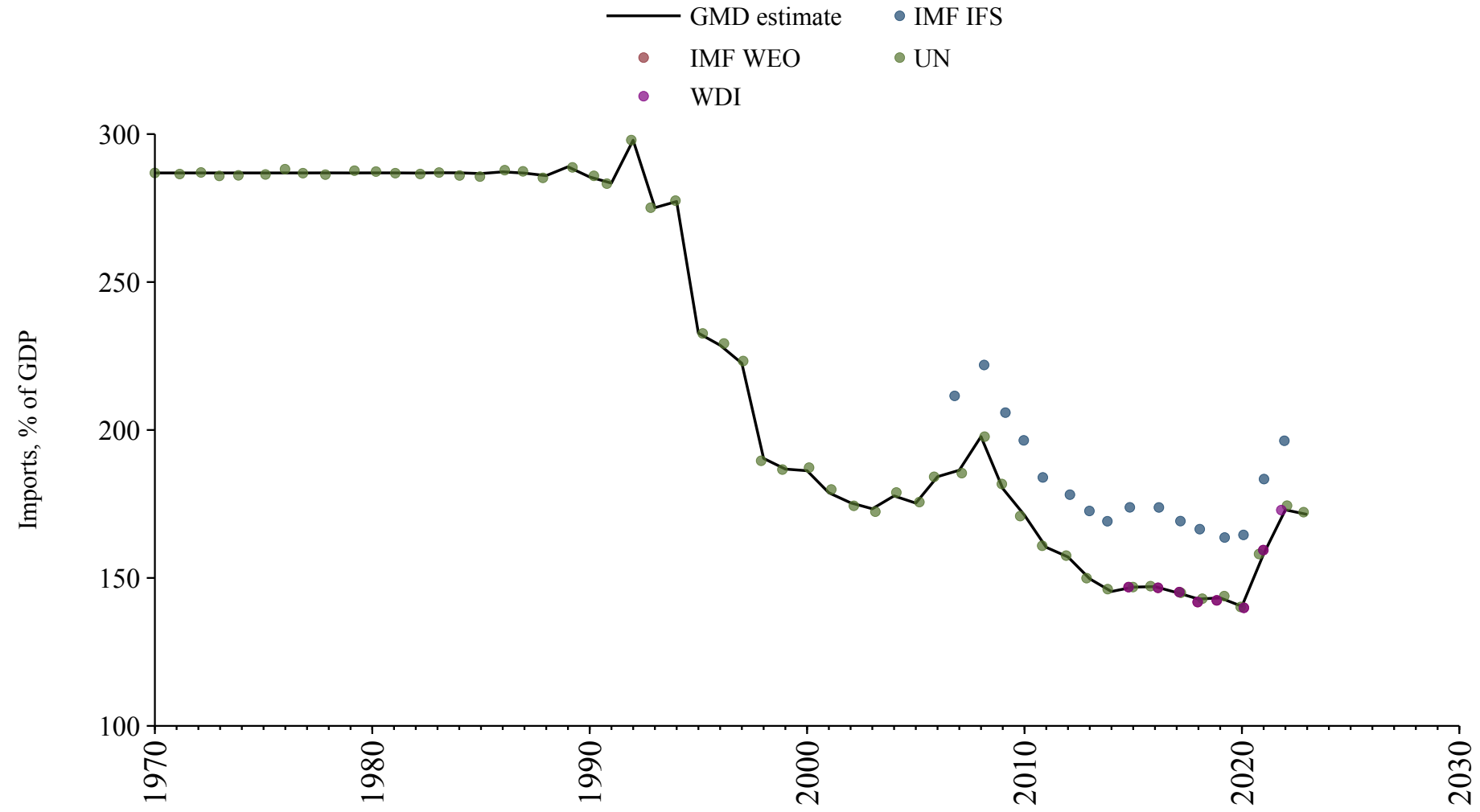
Samoa

| Source | Time span | Notes |
|---|-------------|--|
| United Nations (2024) | 1970 - 1999 | Spliced using overlapping data in 2000. |
| Asian Development Bank (2024) | 2000 - 2023 | Baseline source, overlaps with base year 2018. |
| World Bank (2024) | 2024 - 2024 | Spliced using overlapping data in 2025. |



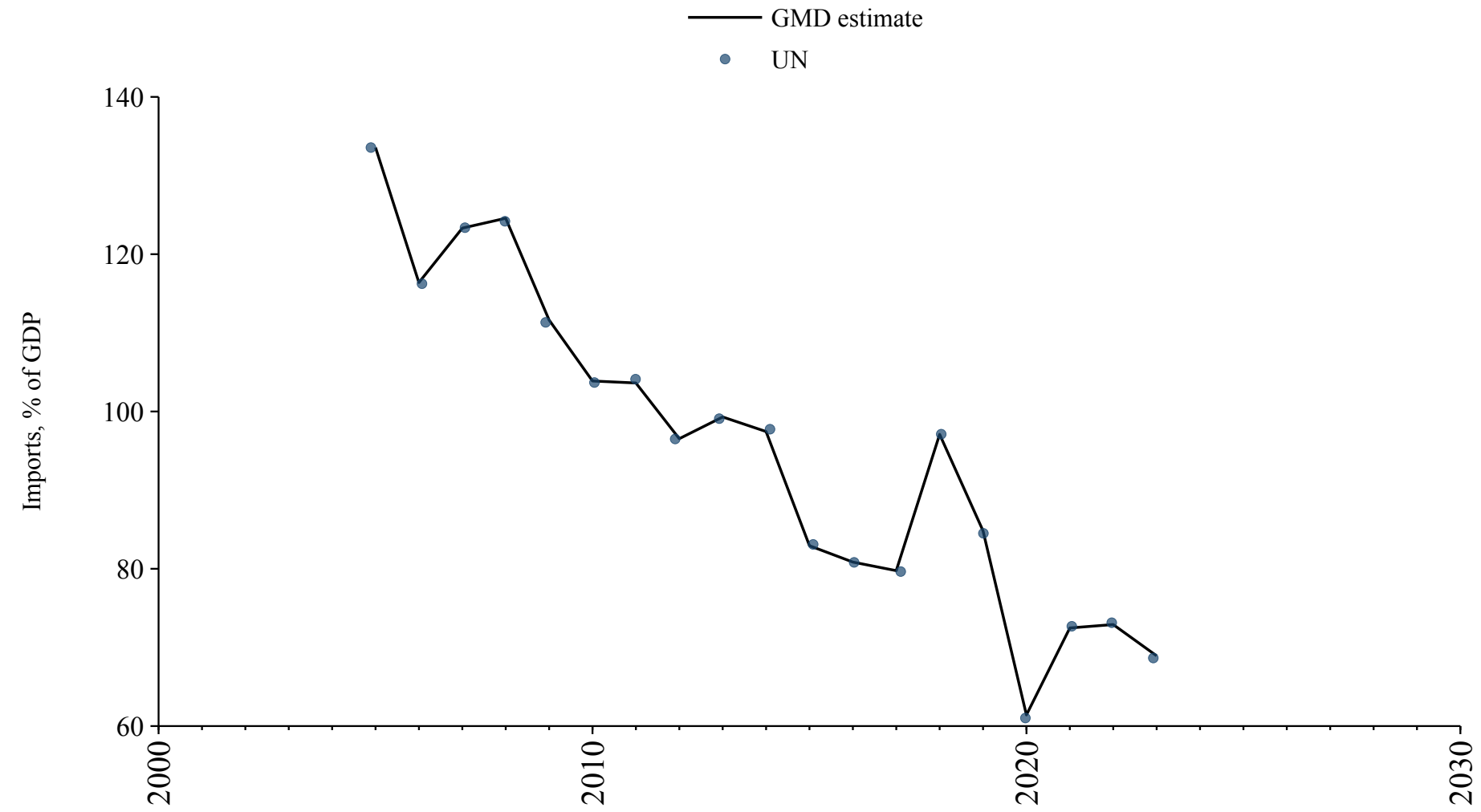
San Marino

| Source | Time span | Notes |
|---------------------------------------|-------------|--|
| United Nations (2024) | 1970 - 2023 | Baseline source, overlaps with base year 2018. |



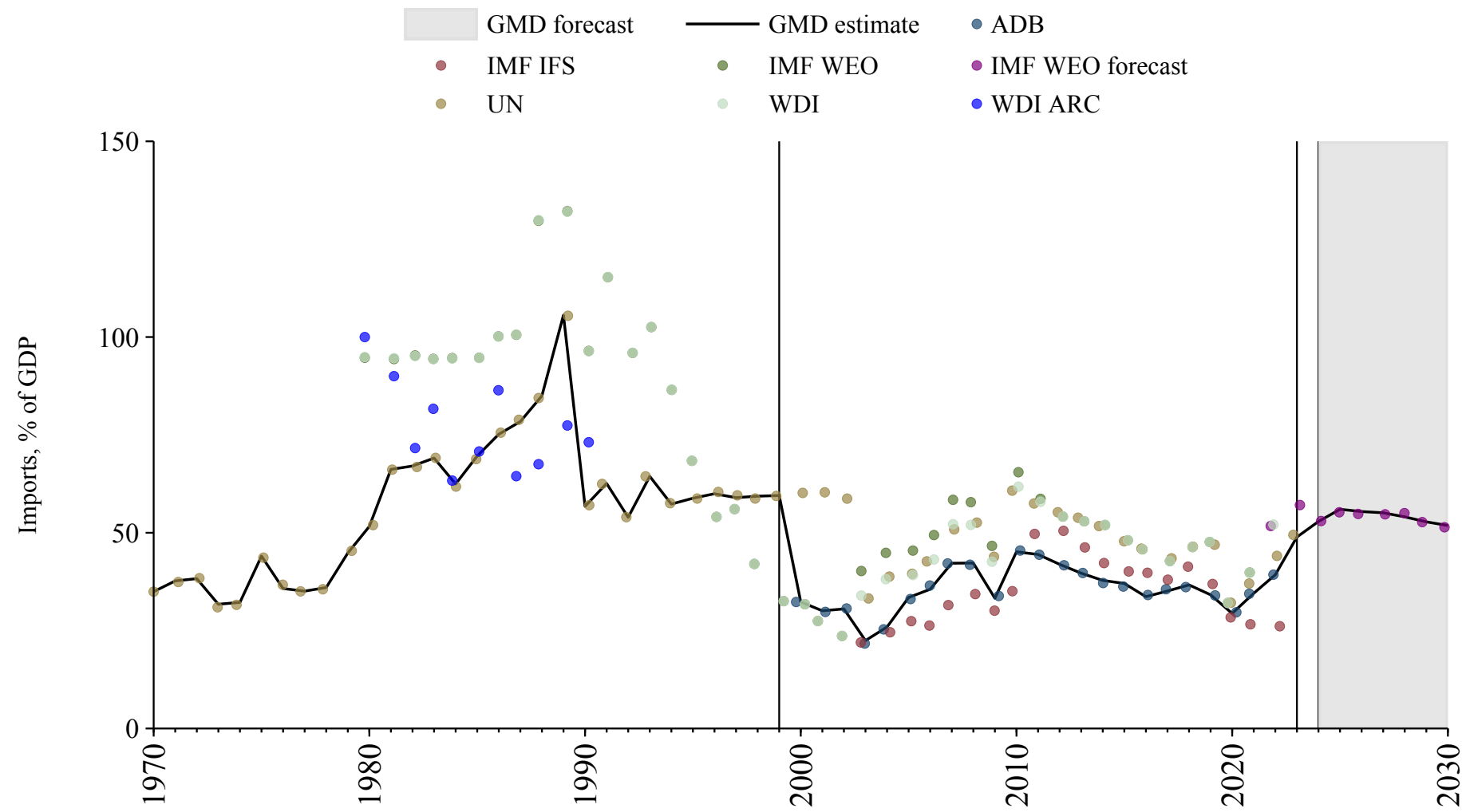
Sint Maarten

| Source | Time span | Notes |
|---------------------------------------|-------------|--|
| United Nations (2024) | 2005 - 2023 | Baseline source, overlaps with base year 2018. |



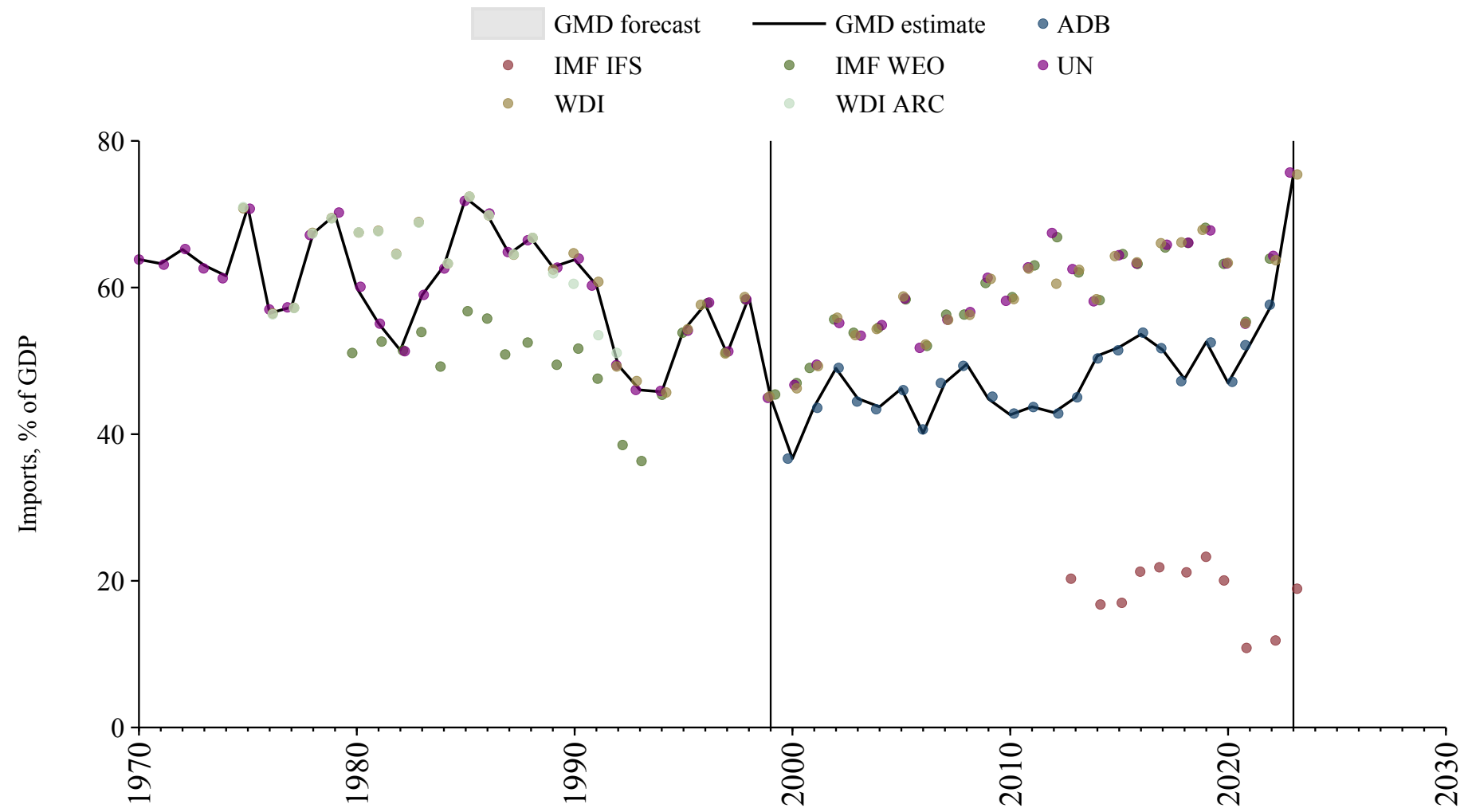
Solomon Islands

| Source | Time span | Notes |
|---|-------------|--|
| United Nations (2024) | 1970 - 1999 | Spliced using overlapping data in 2000. |
| Asian Development Bank (2024) | 2000 - 2022 | Baseline source, overlaps with base year 2018. |
| United Nations (2024) | 2023 - 2023 | Spliced using overlapping data in 2024. |
| WEO (2024b) | 2024 - 2030 | Spliced using overlapping data in 2031. |



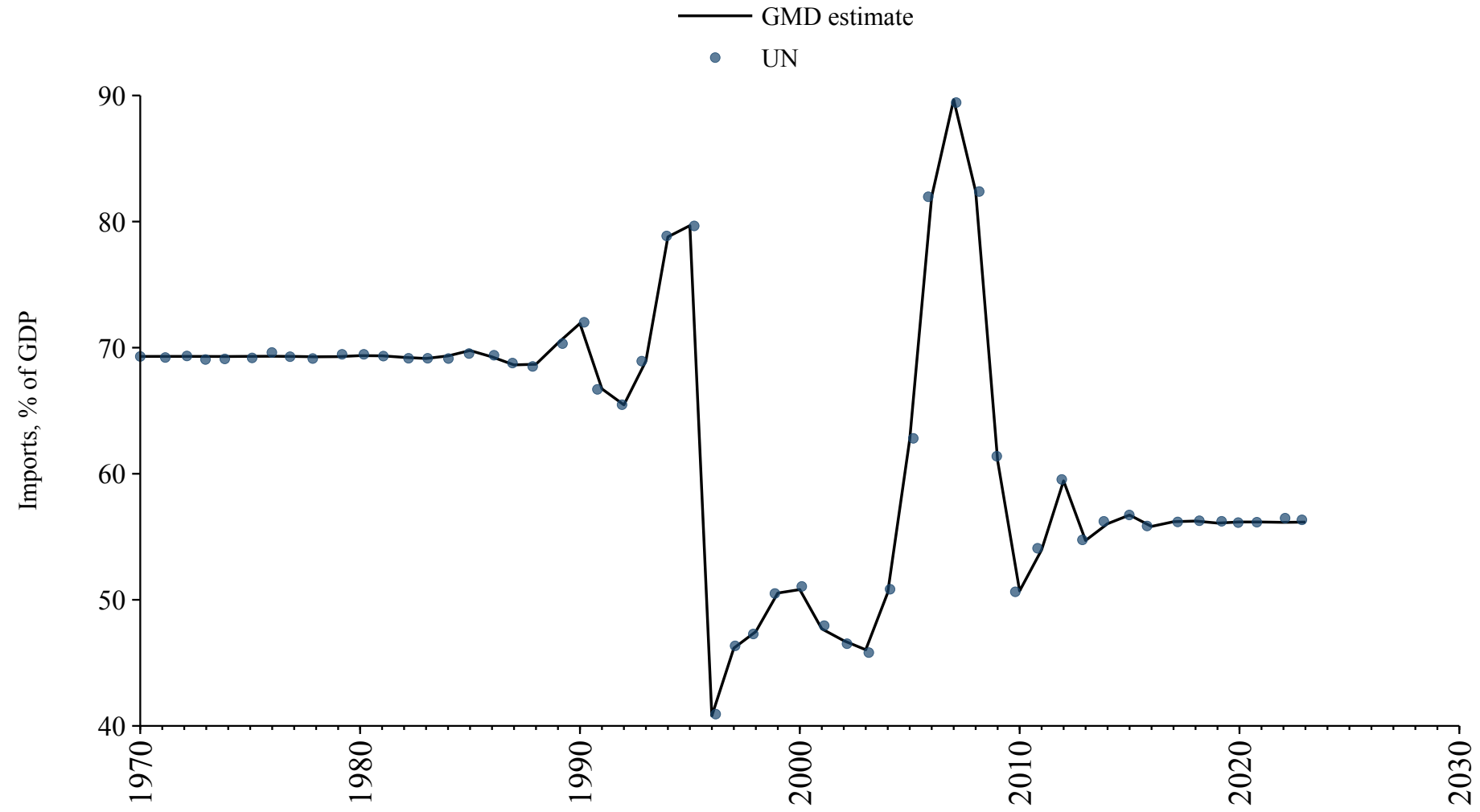
Tonga

| Source | Time span | Notes |
|---|-------------|--|
| United Nations (2024) | 1970 - 1999 | Spliced using overlapping data in 2000. |
| Asian Development Bank (2024) | 2000 - 2022 | Baseline source, overlaps with base year 2018. |
| United Nations (2024) | 2023 - 2023 | Spliced using overlapping data in 2024. |



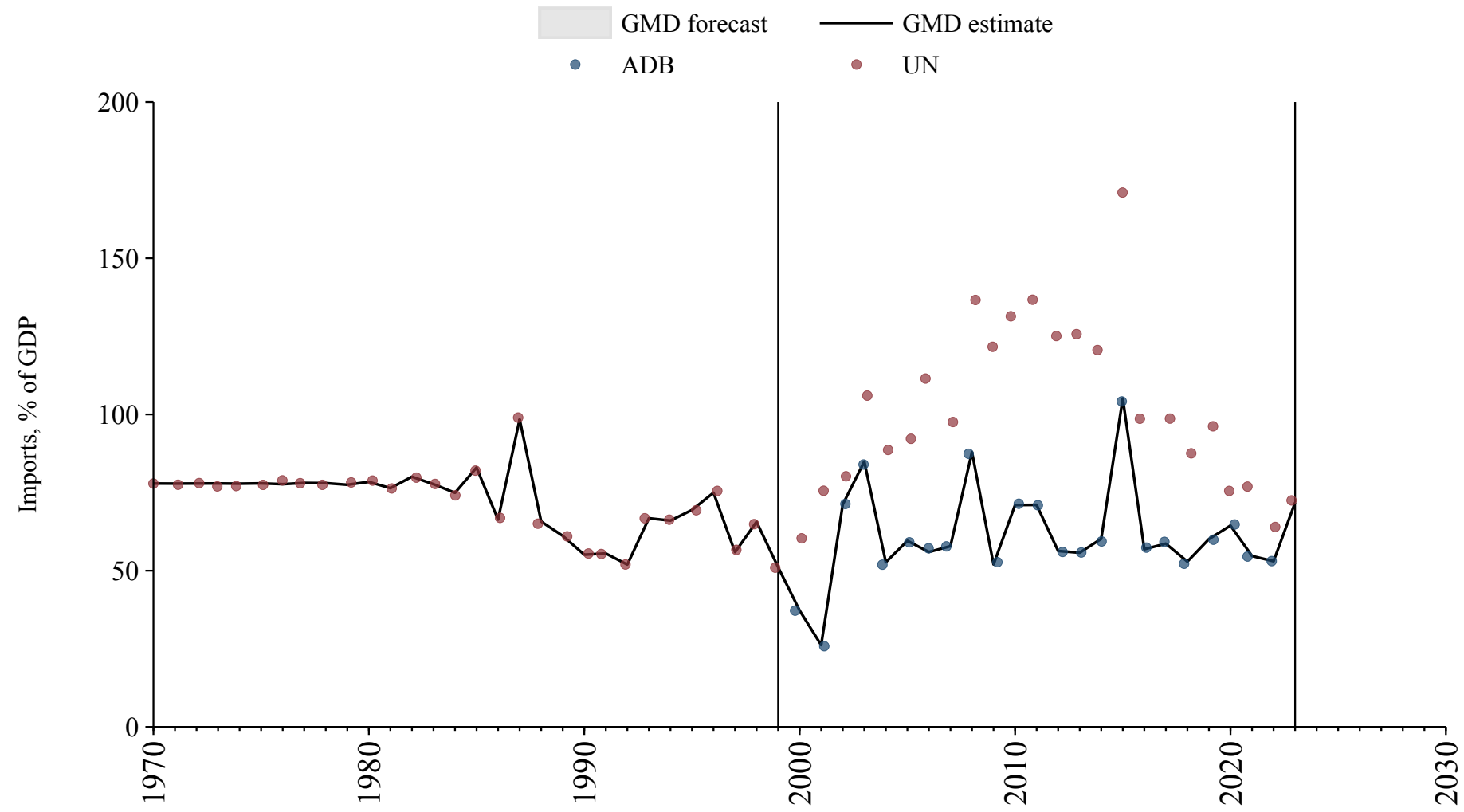
Turks and Caicos Islands

| Source | Time span | Notes |
|---------------------------------------|-------------|--|
| United Nations (2024) | 1970 - 2023 | Baseline source, overlaps with base year 2018. |



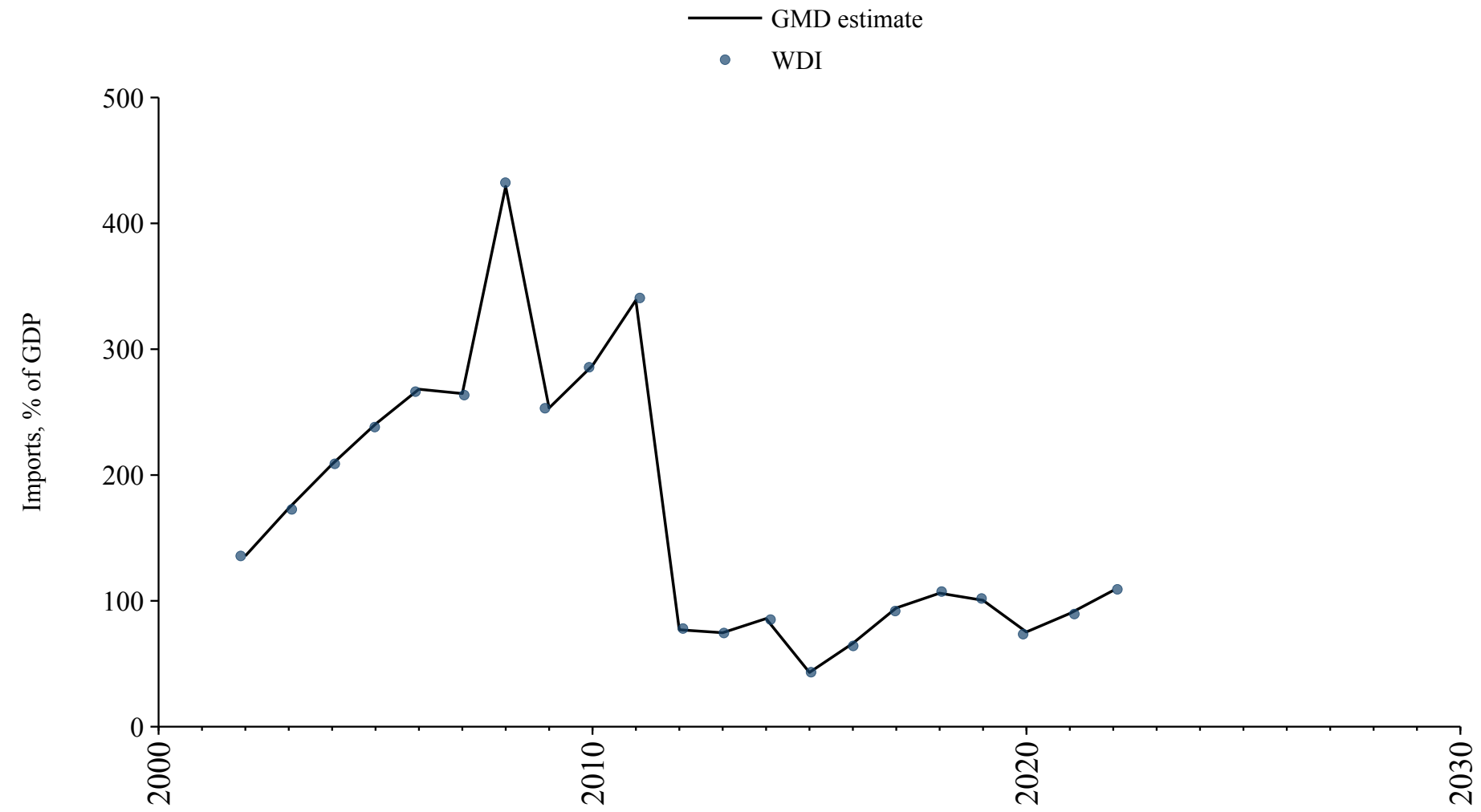
Tuvalu

| Source | Time span | Notes |
|---|-------------|--|
| United Nations (2024) | 1970 - 1999 | Spliced using overlapping data in 2000. |
| Asian Development Bank (2024) | 2000 - 2022 | Baseline source, overlaps with base year 2018. |
| United Nations (2024) | 2023 - 2023 | Spliced using overlapping data in 2024. |



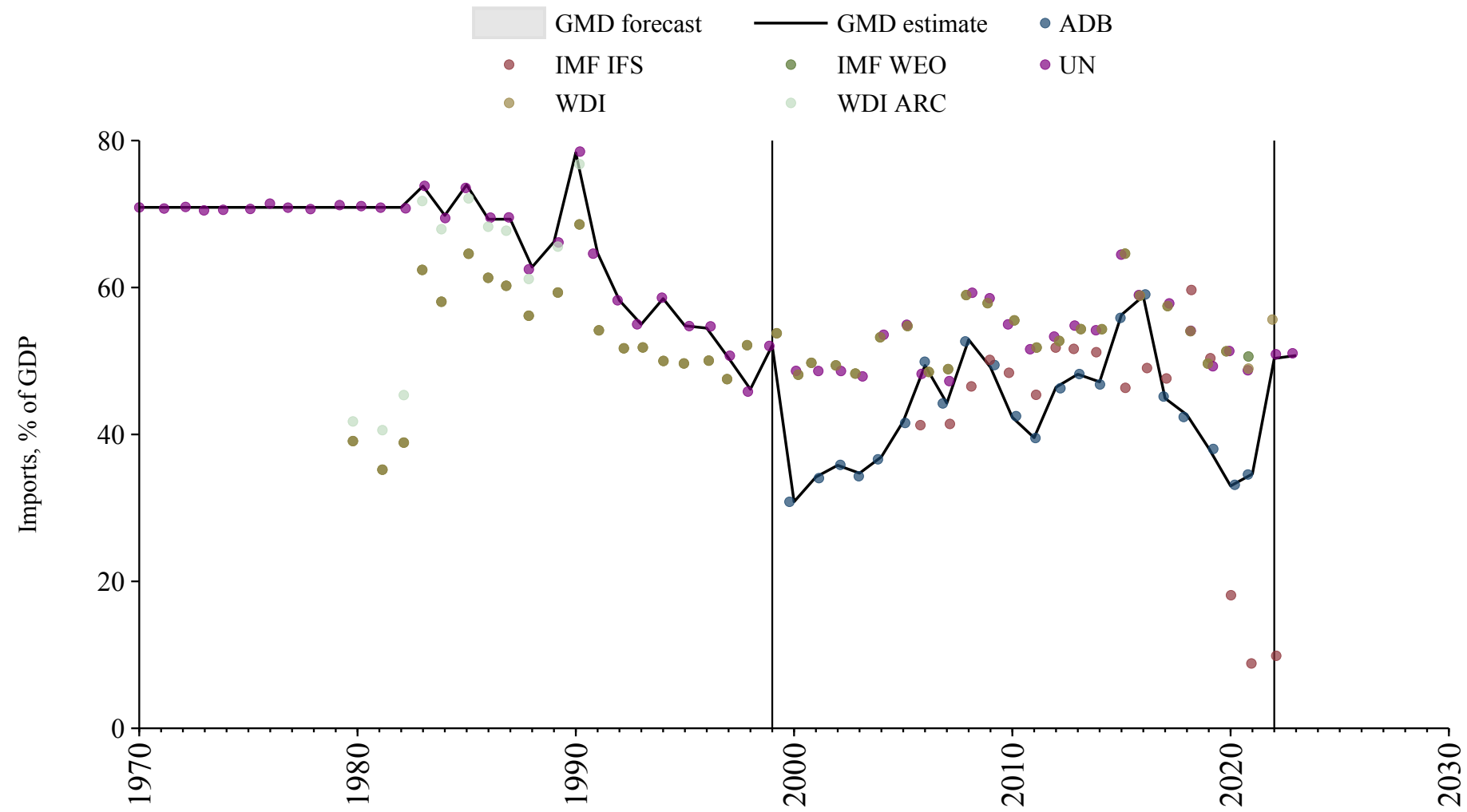
US Virgin Islands

| Source | Time span | Notes |
|-----------------------------------|-------------|--|
| World Bank (2024) | 2002 - 2022 | Baseline source, overlaps with base year 2018. |



Vanuatu

| Source | Time span | Notes |
|---|-------------|--|
| United Nations (2024) | 1970 - 1999 | Spliced using overlapping data in 2000. |
| Asian Development Bank (2024) | 2000 - 2021 | Baseline source, overlaps with base year 2018. |
| United Nations (2024) | 2022 - 2023 | Spliced using overlapping data in 2024. |



References

References

- K. Abildgren. *A Chart & Data Book on the Monetary and Financial History of Denmark*. 2017. URL <https://sites.google.com/view/kim-abildgren/historical-statistics>. Accessed: 2024-06-24.
- Arab Monetary Fund. Arab Economic Database, 2024. URL <https://www.amf.org.ae/ar>. Accessed: 2024-07-10.
- Asian Development Bank. Key Indicators Database (KIDB), 2024. URL <https://kidb.adb.org>.
- Banco de España. Catálogo de series históricas seleccionadas, 2021. URL <https://repositorio.bde.es/handle/123456789/15655>. [dataset].
- Banque centrale des États de l’Afrique de l’Ouest. Banque centrale des États de l’Afrique de l’Ouest, 2024. URL <https://www.bceao.int/>. Accessed: 2024-07-15.
- European Commission. Eurostat data explorer, 2024. URL https://ec.europa.eu/eurostat/databrowser/explore/all/all_themes. Accessed: 2024-04-23.
- European Commission. AMECO Database, 2024. URL https://economy-finance.ec.europa.eu/economic-research-and-databases/economic-databases/ameco-database_en.
- Federal Reserve Bank of St. Louis. Federal Reserve Economic Data, 2024. URL <https://fred.stlouisfed.org/>. Accessed: 2024-05-13.
- Statistics Iceland. *HagskinnaIcelandic Historical Statistics from the 17th Century to 1990*. Hagstofa Íslands, Reykjavík, 1997. URL <https://baekur.is/bok/8f318e69-dc49-4a9f-a8ec-805b2352bad0>. Accessed: 2024-07-08.
- Instituto Nacional de Estatística. *Portuguese Historical Statistics*. INE, Lisboa, 2001. ISBN 972-673-477-0 and 972-673-478-9. URL <https://www.ine.pt/xurl/pub/138364>.
- International Monetary Fund. Imf data portal. <https://data.imf.org/>, 2025. Accessed: 2025-09-22.
- Òscar Jordà, Moritz Schularick, and Alan M Taylor. Macrofinancial history and the new business cycle facts. *NBER macroeconomics annual*, 31(1):213–263, 2017.
- Olle Krantz. Swedish historical national accounts 1300-2020. URL <https://www.lusem.lu.se/economic-history/databases/economic-history-data/swedish-historical-national-accounts>. Accessed: 2024-04-21.
- Brian Mitchell. *International Historical Statistics*. International Historical Statistics. Palgrave Macmillan London, 1 edition, 2013. ISBN 978-1-137-30568-8. doi: 10.1057/978-1-137-30568-8. URL <https://doi.org/10.1057/978-1-137-30568-8>.
- National Bank of Serbia. South-eastern european monetary and economic statistics from the 19th century to world war ii, 2024. URL <https://www.nbs.rs/en/drugi-nivo-navigacije/publikacije-i-istrazivanja/seemhn/seemhn-dctf/>. Accessed: 2024-06-24.
- Norges Bank. Historical monetary statistics for norway. URL <https://www.norges-bank.no/en/topics/Statistics/Historical-monetary-statistics/>. Accessed: 2024-07-08.
- OECD Economic Outlook. Oecd economic outlook data, 2024. URL <https://www.oecd.org/en/topics/sub-issues/economic-outlook.html>. Accessed on 2024-06-05.
- Statistics Canada. Historical statistics of canada: Section f: Gross national product, the capital stock, and productivity. URL <https://www150.statcan.gc.ca/n1/pub/11-516-x/sectionf/4057751-eng.htm>. In Historical Statistics of Canada. Accessed October 02, 2024.
- R Thomas and N Dimsdale. A millennium of uk data, 2017. URL <https://www.bankofengland.co.uk/statistics/research-datasets>. Accessed: 2024-06-18.
- United Nations. World population prospects 2024, online edition, 2024. URL <https://population.un.org/wpp/>. Accessed: 2024-02-02.
- WEO. World economic outlook database, 2024a. URL <https://www.imf.org/en/Publications/WEO>. Accessed: 2024-08-05.
- WEO. World economic outlook database, 2024b. URL <https://www.imf.org/en/Publications/WEO>. Accessed: 2024-08-05.
- World Bank. World development indicators, 2024. URL <https://data.worldbank.org/indicator>. Accessed: 2024-04-21.
- World Bank (Archives). World development indicators, 1999. URL <https://data.worldbank.org/indicator>. Accessed: 2024-07-21.