

Inflation

in %

RELEASE

2026_07

COVERAGE

1210 – 2030

INFLATION (%)

Afghanistan	12
Albania	13
Algeria	14
Angola	15
Argentina	16
Armenia	17
Australia	18
Austria	19
Azerbaijan	20
Bahamas	21
Bahrain	22
Bangladesh	23
Barbados	24
Belarus	25
Belgium	26
Belize	27
Benin	28
Bhutan	29
Bolivia	30
Bosnia and Herzegovina	31
Botswana	32
Brazil	33
Brunei	34
Bulgaria	35

INFLATION (%)

Burkina Faso	36
Burundi	37
Cambodia	38
Cameroon	39
Canada	40
Cape Verde	41
Central African Republic	42
Chad	43
Chile	44
China	45
Colombia	46
Costa Rica	47
Croatia	48
Cuba	49
Cyprus	50
Czech Republic	51
Czechoslovakia	52
Democratic Republic of the Congo	53
Denmark	54
Djibouti	55
Dominica	56
Dominican Republic	57
Ecuador	58
Egypt	59

INFLATION (%)

El Salvador	60
Equatorial Guinea	61
Eritrea	62
Estonia	63
Eswatini	64
Ethiopia	65
Fiji	66
Finland	67
France	68
French Guiana	69
Gabon	70
Gambia	71
Georgia	72
German Democratic Republic	73
Germany	74
Ghana	75
Greece	76
Grenada	77
Guatemala	78
Guinea	79
Guinea-Bissau	80
Guyana	81
Haiti	82
Honduras	83

INFLATION (%)

Hong Kong	84
Hungary	85
Iceland	86
India	87
Indonesia	88
Iran	89
Iraq	90
Ireland	91
Israel	92
Italy	93
Ivory Coast	94
Jamaica	95
Japan	96
Jordan	97
Kazakhstan	98
Kenya	99
Kuwait	100
Kyrgyzstan	101
Laos	102
Latvia	103
Lebanon	104
Lesotho	105
Liberia	106
Libya	107

INFLATION (%)

Lithuania	108
Luxembourg	109
Macedonia	110
Madagascar	111
Malawi	112
Malaysia	113
Maldives	114
Mali	115
Malta	116
Mauritania	117
Mauritius	118
Mexico	119
Moldova	120
Mongolia	121
Montenegro	122
Morocco	123
Mozambique	124
Myanmar	125
Namibia	126
Nepal	127
Netherlands	128
Netherlands Antilles	129
New Zealand	130
Nicaragua	131

INFLATION (%)

Niger	132
Nigeria	133
Norway	134
Oman	135
Pakistan	136
Palestine	137
Panama	138
Papua New Guinea	139
Paraguay	140
Peru	141
Philippines	142
Poland	143
Portugal	144
Puerto Rico	145
Qatar	146
Republic of the Congo	147
Romania	148
Russian Federation	149
Rwanda	150
Sao Tome and Principe	151
Saudi Arabia	152
Senegal	153
Serbia	154
Seychelles	155

INFLATION (%)

Sierra Leone	156
Singapore	157
Slovakia	158
Slovenia	159
Somalia	160
South Africa	161
South Korea	162
South Sudan	163
Soviet Union	164
Spain	165
Sri Lanka	166
Sudan	167
Suriname	168
Sweden	169
Switzerland	170
Syria	171
Taiwan	172
Tajikistan	173
Tanzania	174
Thailand	175
Timor-Leste	176
Togo	177
Trinidad and Tobago	178
Tunisia	179

INFLATION (%)

Turkey	180
Turkmenistan	181
Uganda	182
Ukraine	183
United Arab Emirates	184
United Kingdom	185
United States	186
Uruguay	187
Uzbekistan	188
Venezuela	189
Vietnam	190
Yemen	191
Yugoslavia	192
Zambia	193
Zimbabwe	194
Andorra	195
Anguilla	196
Antigua and Barbuda	197
Aruba	198
British Virgin Islands	199
Cayman Islands	200
Comoros	201
Cook Islands	202
Curaçao	203

INFLATION (%)

Guadeloupe	204
Kiribati	205
Kosovo	206
Liechtenstein	207
Macau	208
Marshall Islands	209
Martinique	210
Micronesia (Federated States of)	211
Montserrat	212
Nauru	213
New Caledonia	214
Niue	215
Palau	216
Réunion	217
Saint Helena, Ascension and Tristan da Cunha	218
Saint Kitts and Nevis	219
Saint Lucia	220
Saint Vincent and the Grenadines	221
Samoa	222
San Marino	223
Sint Maarten	224
Solomon Islands	225
Tonga	226
Turks and Caicos Islands	227

INFLATION (%)

Tuvalu	228
Vanuatu	229
References	230

Afghanistan

COVERAGE
1970–2024

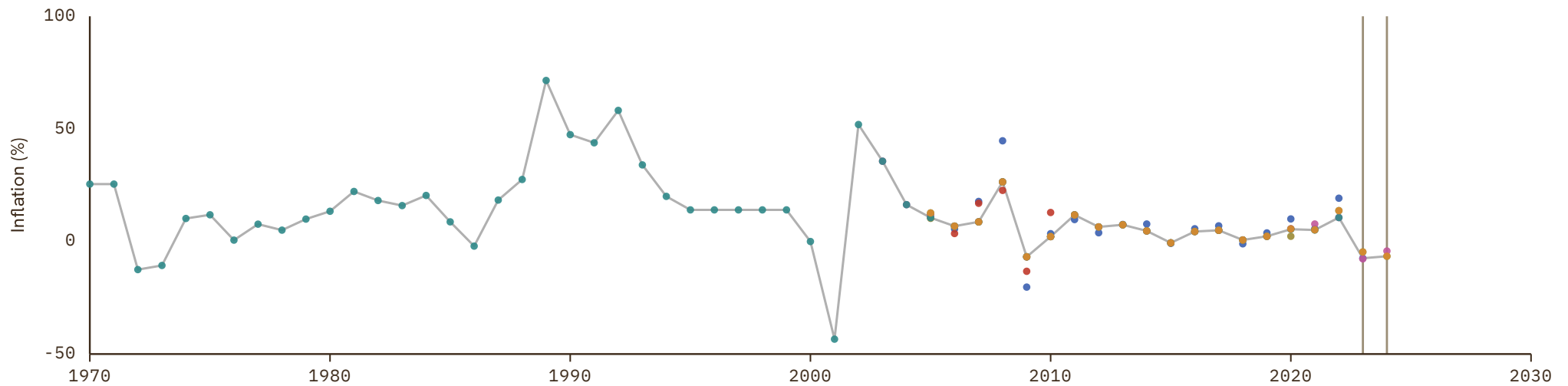
UNIT
in %

1 Source composition

SOURCE	CODE	TIME SPAN	NOTES
World Bank (2024)	WB	1970 - 2022	Baseline source, overlaps with anchor year 2018.
Asian Development Bank (2024)	ADB	2023 - 2023	Replacing using overlapping data in 2024.
World Bank (2024)	WDI	2024 - 2024	Replacing using overlapping data in 2025.

2 Harmonised series

— GMD estimate | Source change ● ADB ● CLIO ● IMF IFS ● IMF WEO ● WB GEM ● WB infl ● WDI



Albania

COVERAGE
1990–2030

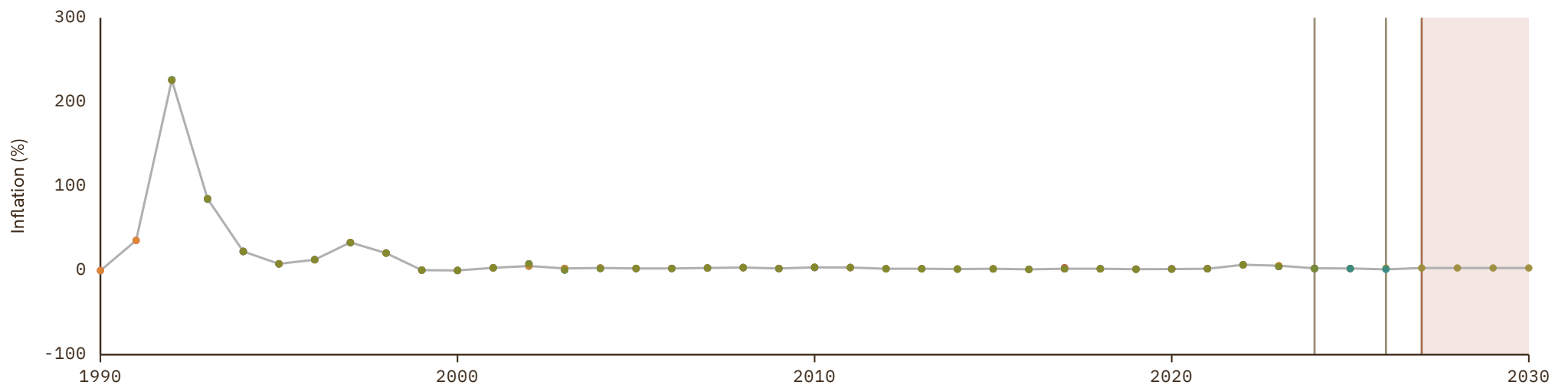
UNIT
in %

1 Source composition

SOURCE	CODE	TIME SPAN	NOTES
World Bank (2024)	WB	1990 - 2023	Baseline source, overlaps with anchor year 2018.
Eurostat (2025)	EUS	2024 - 2025	Replacing using overlapping data in 2026.
World Bank (2026)	WB GEM	2026 - 2026	Replacing using overlapping data in 2027.
International Monetary Fund (2025) (forecasts)	IMF WEO forecast	2027 - 2030	Replacing using overlapping data in 2031.

2 Harmonised series

GMD forecast
 GMD estimate
 Source change
● CLIO
● EUS
● IMF IFS
● IMF WEO
● IMF WEO forecast
● WB GEM
● WB infl
● WDI



Algeria

COVERAGE
1870–2030

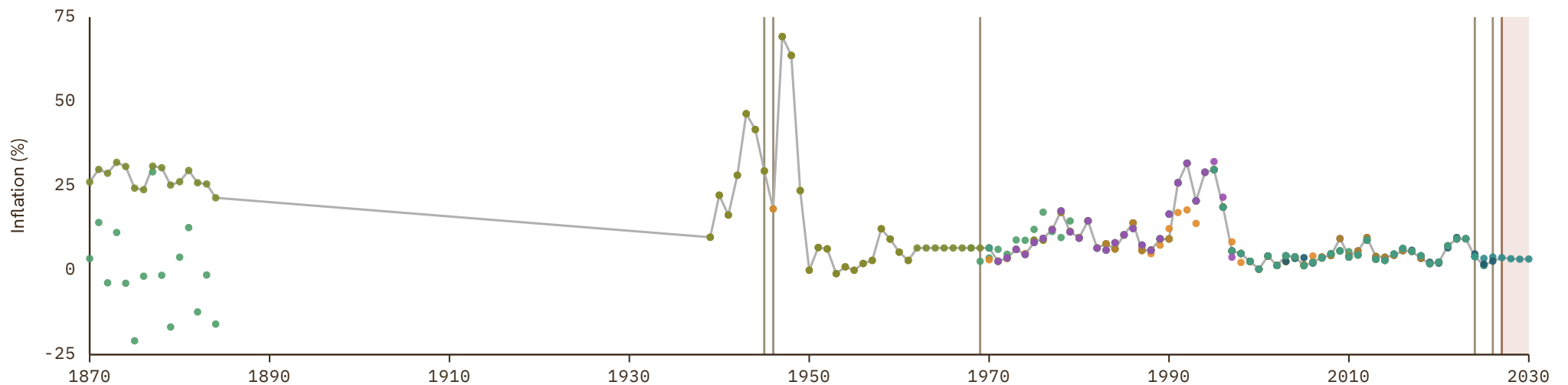
UNIT
in %

1 Source composition

SOURCE	CODE	TIME SPAN	NOTES
Carmen M. Reinhart et al. (2009)	RR	1870 - 1945	Replacing using overlapping data in 1946.
Internl Inst. Social History (2024)	CLIO	1946 - 1946	Replacing using overlapping data in 1947.
Carmen M. Reinhart et al. (2009)	RR	1947 - 1969	Replacing using overlapping data in 1970.
World Bank (2024)	WB	1970 - 2023	Baseline source, overlaps with anchor year 2018.
Bank for Internl Settlements (2024)	BIS	2024 - 2025	Replacing using overlapping data in 2026.
World Bank (2026)	WB GEM	2026 - 2026	Replacing using overlapping data in 2027.
International Monetary Fund (2025) (forecasts)	IMF WEO forecast	2027 - 2030	Replacing using overlapping data in 2031.

2 Harmonised series

GMD forecast
 GMD estimate
 Source change
 ● AMF
 ● BIS
 ● CLIO
 ● IMF IFS
 ● IMF WEO
 ● IMF WEO forecast
 ● Mitchell
 ● RR
 ● WB GEM
 ● WB infl
 ● WDI
 ● WDI ARC



Angola

COVERAGE
1915-2030

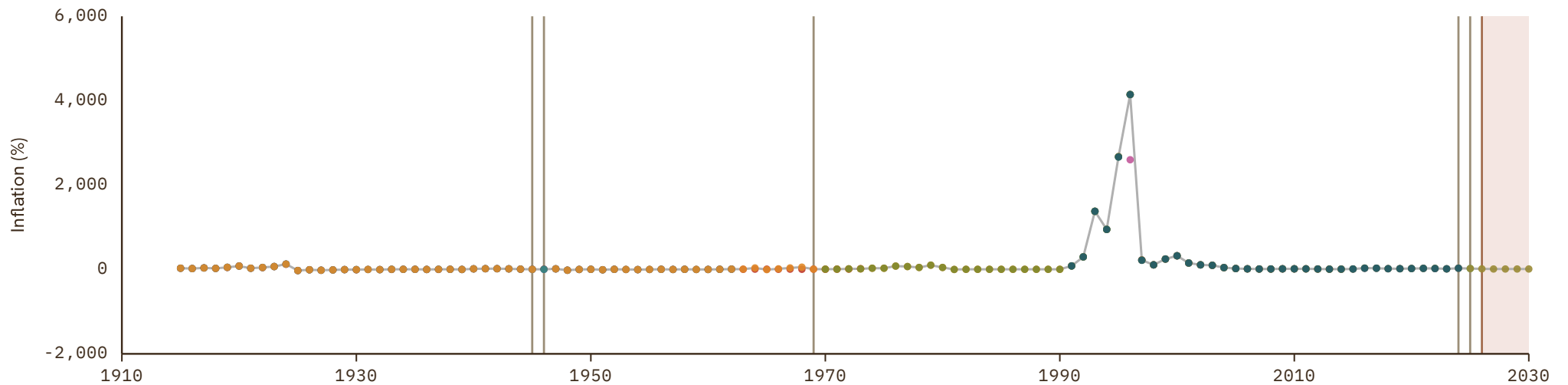
UNIT
in %

1 Source composition

SOURCE	CODE	TIME SPAN	NOTES
Carmen M. Reinhart et al. (2009)	RR	1915 - 1945	Replacing using overlapping data in 1946.
Internl Inst. Social History (2024)	CLIO	1946 - 1946	Replacing using overlapping data in 1947.
Carmen M. Reinhart et al. (2009)	RR	1947 - 1969	Replacing using overlapping data in 1970.
World Bank (2024)	WB	1970 - 2023	Baseline source, overlaps with anchor year 2018.
World Bank (2024)	WDI	2024 - 2024	Replacing using overlapping data in 2025.
International Monetary Fund (2025)	IMF IFS	2025 - 2025	Replacing using overlapping data in 2026.
International Monetary Fund (2025) (forecasts)	IMF WEO forecast	2026 - 2030	Replacing using overlapping data in 2031.

2 Harmonised series

GMD forecast
 GMD estimate
 Source change
● CLIO
● HFS
● IMF IFS
● IMF WEO
● IMF WEO forecast
● Mitchell
● RR
● WB infl
● WDI



Argentina

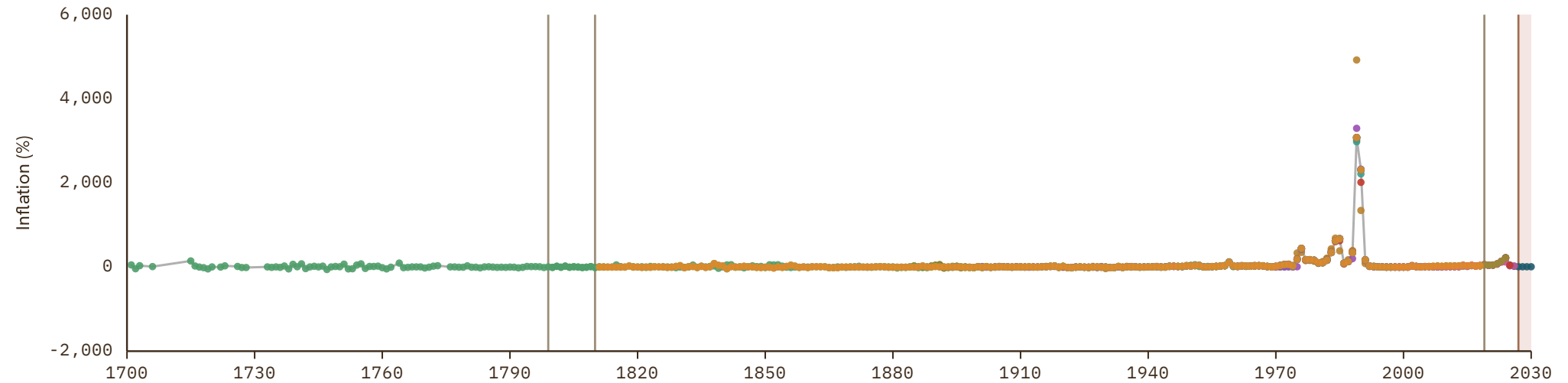
COVERAGE
1701-2030

UNIT
in %

1 Source composition

SOURCE	CODE	TIME SPAN	NOTES
Internl Inst. Social History (2024)	CLIO	1701 - 1799	Replacing using overlapping data in 1800.
Carmen M. Reinhart et al. (2009)	RR	1800 - 1810	Replacing using overlapping data in 1811.
Ferrerres et al. (2005)	CS3 ARG	1811 - 2018	Replacing using overlapping data in 2019.
OECD (2024)	OECD EO	2019 - 2026	Replacing using overlapping data in 2027.
International Monetary Fund (2025) (forecasts)	IMF WEO forecast	2027 - 2030	Replacing using overlapping data in 2031.

2 Harmonised series



Armenia

COVERAGE
1993–2030

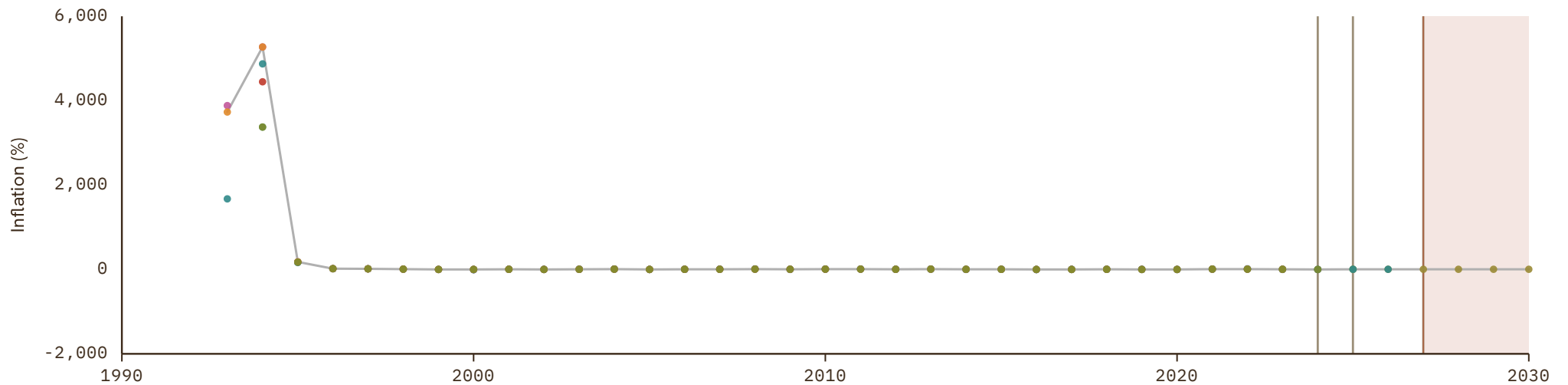
UNIT
in %

1 Source composition

SOURCE	CODE	TIME SPAN	NOTES
World Bank (2024)	WB	1993 - 2023	Baseline source, overlaps with anchor year 2018.
World Bank (2024)	WDI	2024 - 2024	Replacing using overlapping data in 2025.
World Bank (2026)	WB GEM	2025 - 2026	Replacing using overlapping data in 2027.
International Monetary Fund (2025) (forecasts)	IMF WEO forecast	2027 - 2030	Replacing using overlapping data in 2031.

2 Harmonised series

GMD forecast
 GMD estimate
| Source change
● ADB
● CLIO
● IMF IFS
● IMF WEO
● IMF WEO forecast
● WB GEM
● WB infl
● WDI



Australia

COVERAGE
1819-2030

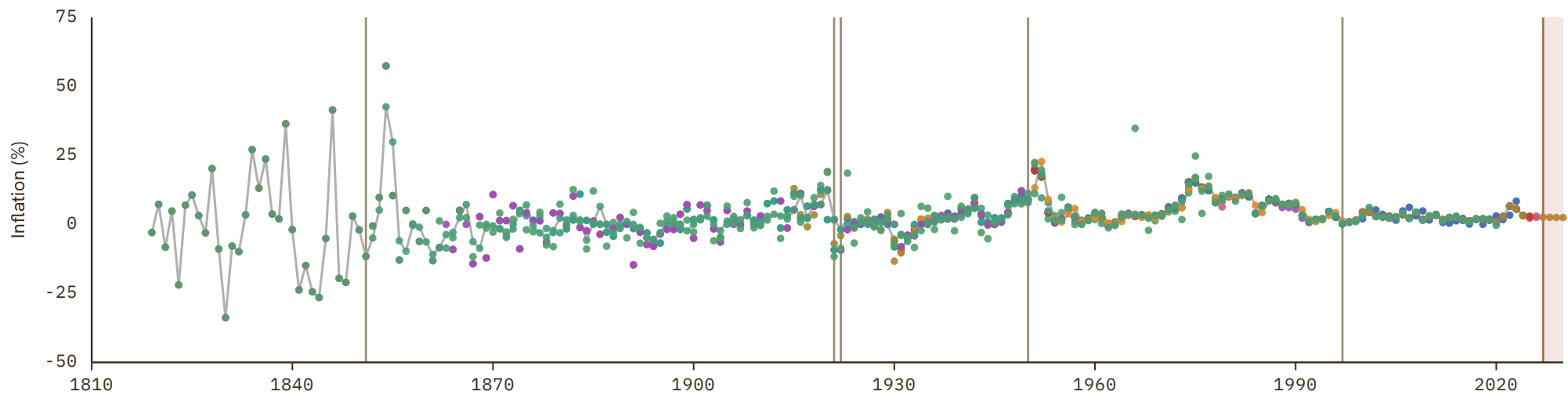
UNIT
in %

1 Source composition

SOURCE	CODE	TIME SPAN	NOTES
Carmen M. Reinhart et al. (2009)	RR	1819 - 1851	Replacing using overlapping data in 1852.
Hutchinson et al. (2024)	CS1 AUS	1852 - 1921	Replacing using overlapping data in 1922.
Jordá et al. (2017)	JST	1922 - 1922	Replacing using overlapping data in 1923.
Bank for Internl Settlements (2024)	BIS	1923 - 1950	Replacing using overlapping data in 1951.
Foster (1996)	CS3 AUS	1951 - 1997	Replacing using overlapping data in 1998.
OECD (2024)	OECD EO	1998 - 2026	Baseline source, overlaps with anchor year 2018.
International Monetary Fund (2025) (forecasts)	IMF WEO forecast	2027 - 2030	Replacing using overlapping data in 2031.

2 Harmonised series

GMD forecast
 GMD estimate
 Source change
 ● ADB
 ● BIS
 ● BORDO
 ● CLIO
 ● HFS
 ● IHD
 ● IHD 2
 ● IMF IFS
 ● IMF WEO
 ● IMF WEO forecast
 ● JST
 ● Mitchell
 ● OECD EO
 ● OECD KEI
 ● RR
 ● WB infl
 ● WDI
 ● WDI ARC
 ● CS3
 ● CS1



Austria

COVERAGE
1500–2030

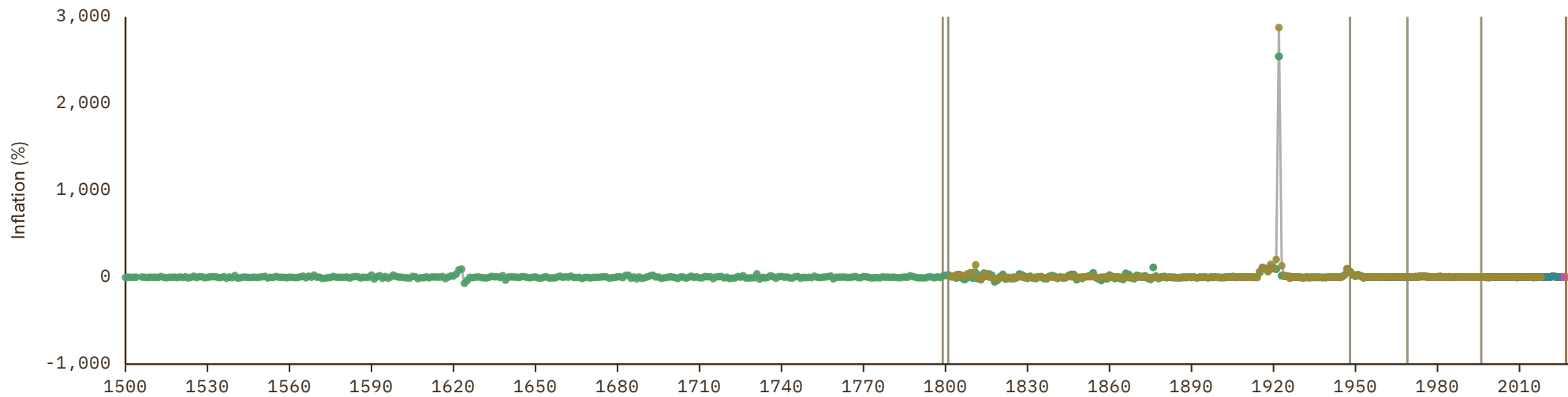
UNIT
in %

1 Source composition

SOURCE	CODE	TIME SPAN	NOTES
Internl Inst. Social History (2024)	CLIO	1500 - 1799	Replacing using overlapping data in 1800.
Carmen M. Reinhart et al. (2009)	RR	1800 - 1801	Replacing using overlapping data in 1802.
Hubmann et al. (2020)	CS2 AUT	1802 - 1948	Replacing using overlapping data in 1949.
Bank for Internl Settlements (2024)	BIS	1949 - 1969	Replacing using overlapping data in 1970.
World Bank (2024)	WB	1970 - 1996	Replacing using overlapping data in 1997.
OECD (2024)	OECD EO	1997 - 2026	Baseline source, overlaps with anchor year 2018.
International Monetary Fund (2025) (forecasts)	IMF WEO forecast	2027 - 2030	Replacing using overlapping data in 2031.

2 Harmonised series

GMD forecast
 GMD estimate
 Source change
 ● BIS
 ● BORDO
 ● CLIO
 ● EUS
 ● HFS
 ● IHD
 ● IHD 2
 ● IMF IFS
 ● IMF WEO
 ● IMF WEO forecast
 ● Mitchell
 ● NBS
 ● OECD EO
 ● OECD KEI
 ● RR
 ● WB GEM
 ● WB infl
 ● WDI
 ● WDI ARC
 ● CS2



Azerbaijan

COVERAGE
1991-2030

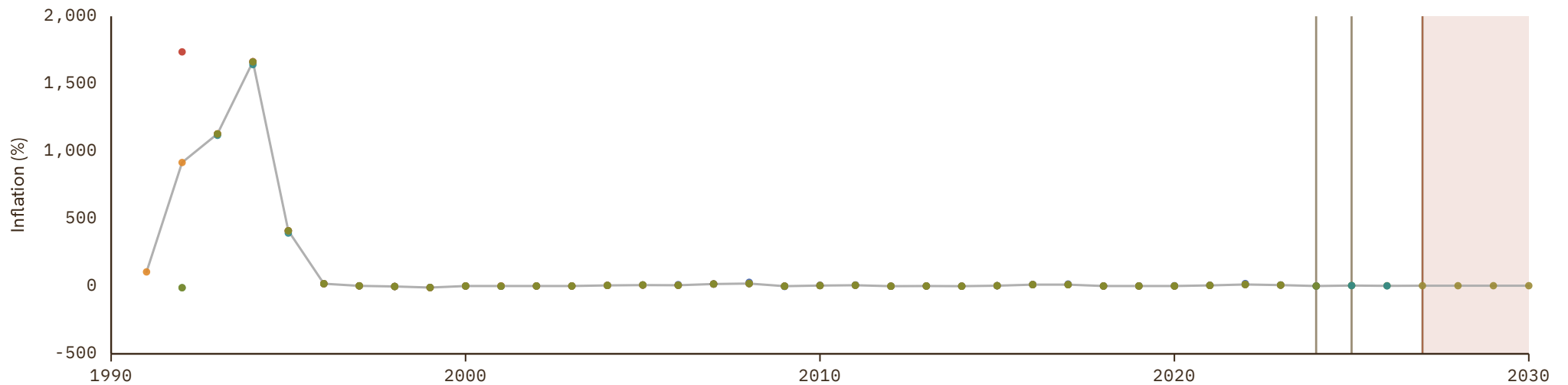
UNIT
in %

1 Source composition

SOURCE	CODE	TIME SPAN	NOTES
World Bank (2024)	WB	1991 - 2023	Baseline source, overlaps with anchor year 2018.
World Bank (2024)	WDI	2024 - 2024	Replacing using overlapping data in 2025.
World Bank (2026)	WB GEM	2025 - 2026	Replacing using overlapping data in 2027.
International Monetary Fund (2025) (forecasts)	IMF WEO forecast	2027 - 2030	Replacing using overlapping data in 2031.

2 Harmonised series

GMD forecast
 — GMD estimate
 | Source change
 ● ADB
 ● CLIO
 ● IMF IFS
 ● IMF WEO
 ● IMF WEO forecast
 ● WB GEM
 ● WB infl
 ● WDI



Bahamas

COVERAGE
1967-2030

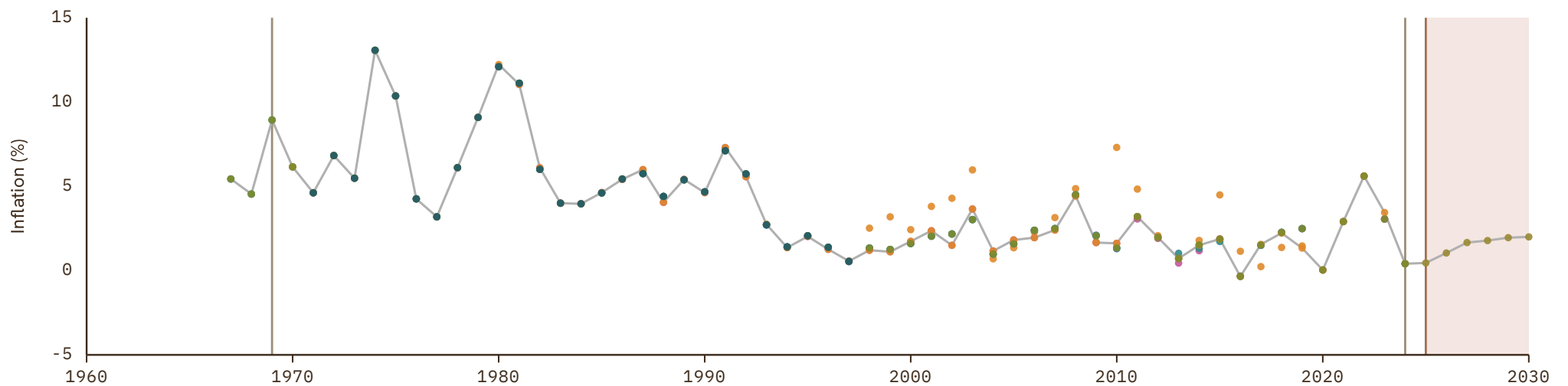
UNIT
in %

1 Source composition

SOURCE	CODE	TIME SPAN	NOTES
World Bank (2024)	WDI	1967 - 1969	Replacing using overlapping data in 1970.
World Bank (2024)	WB	1970 - 2023	Baseline source, overlaps with anchor year 2018.
World Bank (2024)	WDI	2024 - 2024	Replacing using overlapping data in 2025.
International Monetary Fund (2025) (forecasts)	IMF WEO forecast	2025 - 2030	Replacing using overlapping data in 2031.

2 Harmonised series

GMD forecast
 — GMD estimate
 | Source change
 ● CLIO
 ● ECLAC
 ● IMF IFS
 ● IMF WEO
 ● IMF WEO forecast
 ● WB GEM
 ● WB infl
 ● WDI
 ● WDI ARC



Bahrain

 COVERAGE
 1966–2030

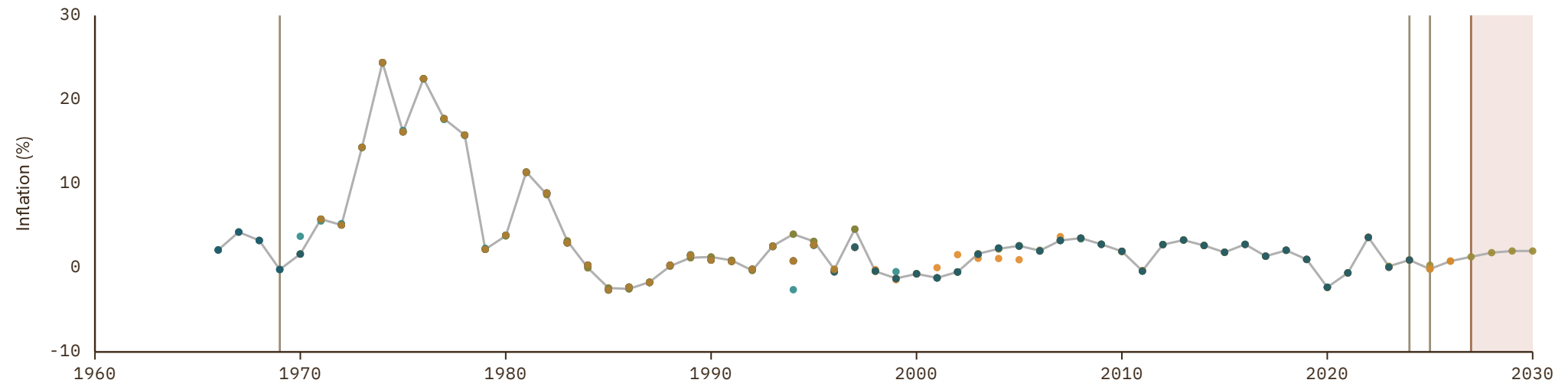
 UNIT
 in %

1 Source composition

SOURCE	CODE	TIME SPAN	NOTES
World Bank (2024)	WDI	1966 - 1969	Replacing using overlapping data in 1970.
World Bank (2024)	WB	1970 - 2023	Baseline source, overlaps with anchor year 2018.
World Bank (2024)	WDI	2024 - 2024	Replacing using overlapping data in 2025.
World Bank (2026)	WB GEM	2025 - 2026	Replacing using overlapping data in 2027.
International Monetary Fund (2025) (forecasts)	IMF WEO forecast	2027 - 2030	Replacing using overlapping data in 2031.

2 Harmonised series

■ GMD forecast
 — GMD estimate
 Source change
 ● AMF
 ● CLIO
 ● IMF IFS
 ● IMF WEO
 ● IMF WEO forecast
 ● Mitchell
 ● WB GEM
 ● WB infl
 ● WDI
 ● WDI ARC



Bangladesh

COVERAGE
1955–2030

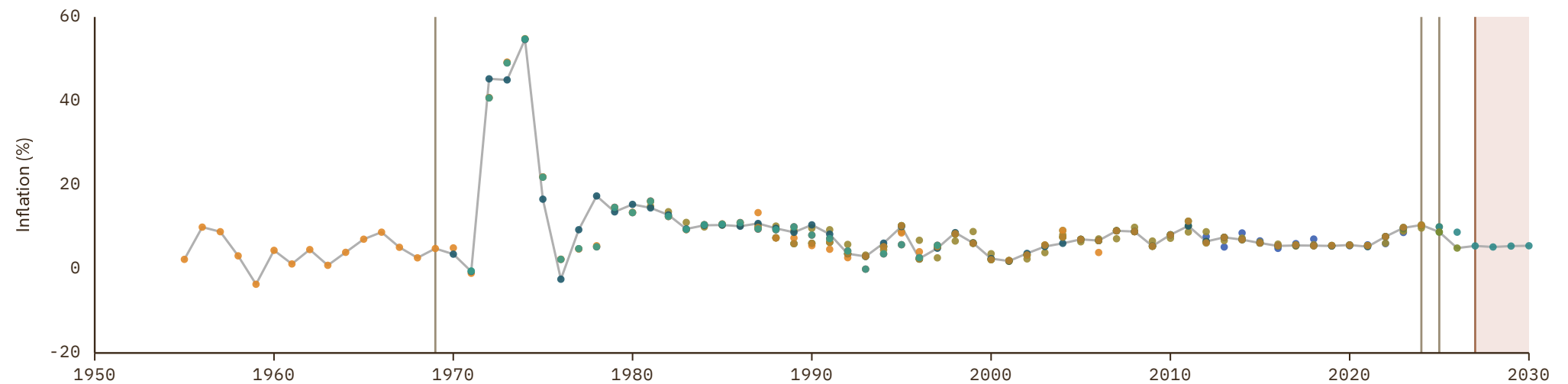
UNIT
in %

1 Source composition

SOURCE	CODE	TIME SPAN	NOTES
Brian Mitchell (2013)	Mitchell	1955 - 1969	Replacing using overlapping data in 1970.
World Bank (2024)	WB	1970 - 2023	Baseline source, overlaps with anchor year 2018.
World Bank (2024)	WDI	2024 - 2024	Replacing using overlapping data in 2025.
World Bank (2026)	WB GEM	2025 - 2026	Replacing using overlapping data in 2027.
International Monetary Fund (2025) (forecasts)	IMF WEO forecast	2027 - 2030	Replacing using overlapping data in 2031.

2 Harmonised series

GMD forecast
 GMD estimate
 Source change
● ADB
● BORDO
● CLIO
● IMF IFS
● IMF WEO
● IMF WEO forecast
● Mitchell
● WB GEM
● WB infl
● WDI
● WDI ARC



Barbados

COVERAGE
1967-2030

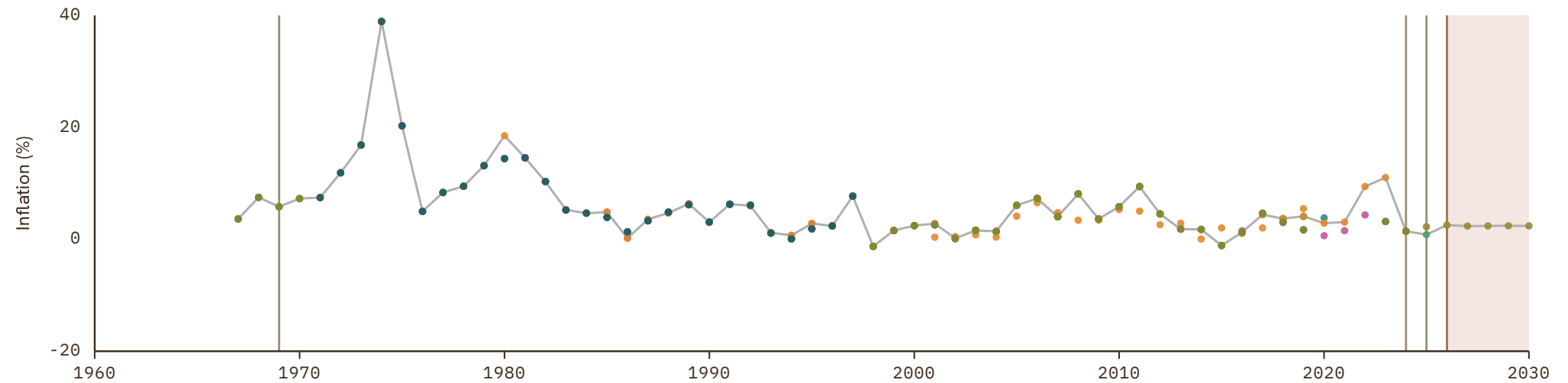
UNIT
in %

1 Source composition

SOURCE	CODE	TIME SPAN	NOTES
World Bank (2024)	WDI	1967 - 1969	Replacing using overlapping data in 1970.
World Bank (2024)	WB	1970 - 2023	Baseline source, overlaps with anchor year 2018.
World Bank (2024)	WDI	2024 - 2024	Replacing using overlapping data in 2025.
International Monetary Fund (2025)	IMF IFS	2025 - 2025	Replacing using overlapping data in 2026.
International Monetary Fund (2025) (forecasts)	IMF WEO forecast	2026 - 2030	Replacing using overlapping data in 2031.

2 Harmonised series

GMD forecast
 — GMD estimate
 | Source change
 ● CLIO
 ● ECLAC
 ● IMF IFS
 ● IMF WEO
 ● IMF WEO forecast
 ● WB GEM
 ● WB infl
 ● WDI
 ● WDI ARC



Belarus

COVERAGE
1970-2030

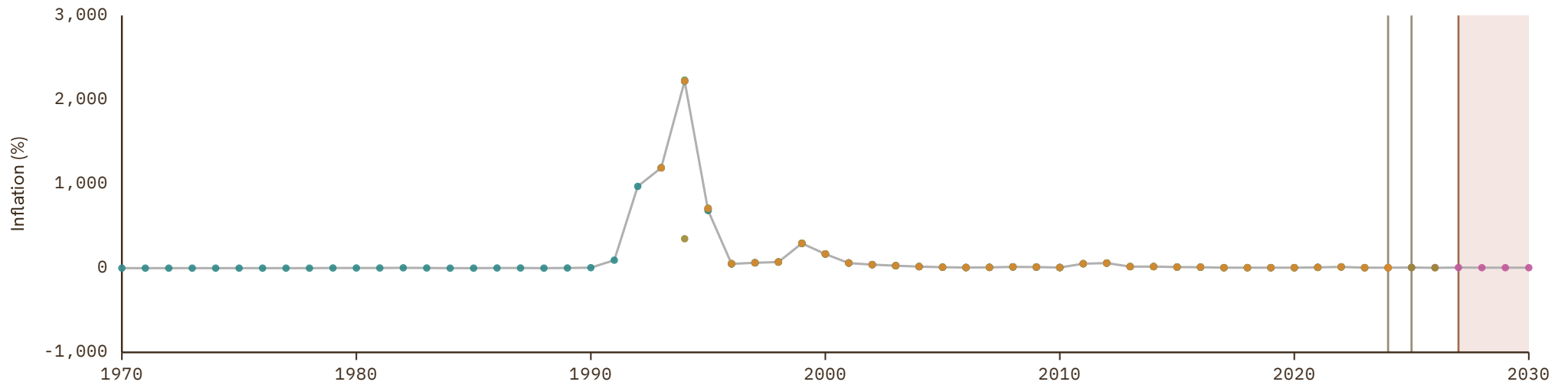
UNIT
in %

1 Source composition

SOURCE	CODE	TIME SPAN	NOTES
World Bank (2024)	WB	1970 - 2023	Baseline source, overlaps with anchor year 2018.
World Bank (2024)	WDI	2024 - 2024	Replacing using overlapping data in 2025.
World Bank (2026)	WB GEM	2025 - 2026	Replacing using overlapping data in 2027.
International Monetary Fund (2025) (forecasts)	IMF WEO forecast	2027 - 2030	Replacing using overlapping data in 2031.

2 Harmonised series

■ GMD forecast
 — GMD estimate
 | Source change
 ● CLIO
 ● IMF IFS
 ● IMF WEO
 ● IMF WEO forecast
 ● WB GEM
 ● WB infl
 ● WDI



Belgium

COVERAGE
1500-2030

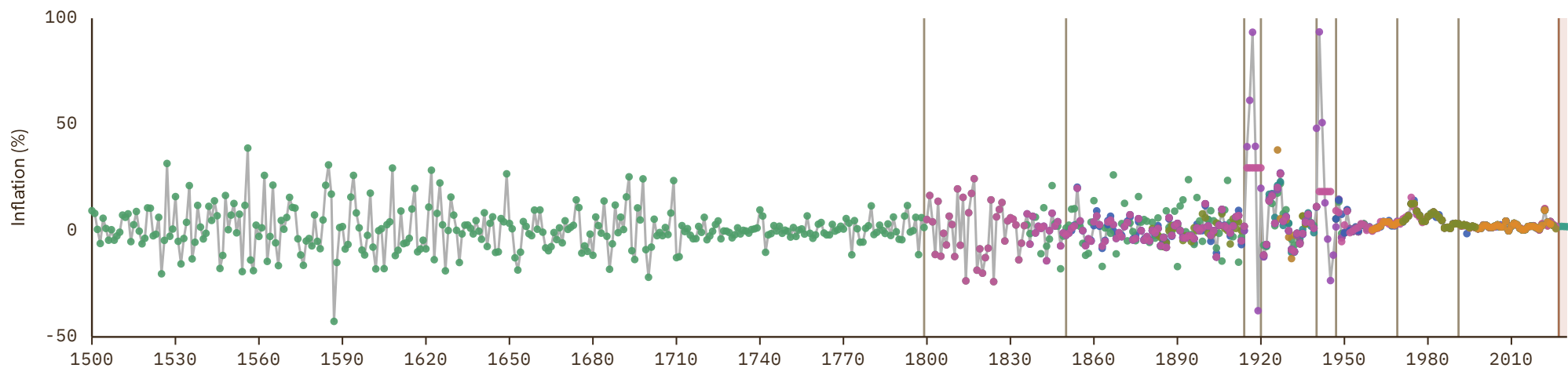
UNIT
in %

1 Source composition

SOURCE	CODE	TIME SPAN	NOTES
Internl Inst. Social History (2024)	CLIO	1500 - 1799	Replacing using overlapping data in 1800.
Carmen M. Reinhart et al. (2009)	RR	1800 - 1850	Replacing using overlapping data in 1851.
Bank for Internl Settlements (2024)	BIS	1851 - 1914	Replacing using overlapping data in 1915.
Jordá et al. (2017)	JST	1915 - 1920	Replacing using overlapping data in 1921.
Bank for Internl Settlements (2024)	BIS	1921 - 1940	Replacing using overlapping data in 1941.
Jordá et al. (2017)	JST	1941 - 1947	Replacing using overlapping data in 1948.
Bank for Internl Settlements (2024)	BIS	1948 - 1969	Replacing using overlapping data in 1970.
World Bank (2024)	WB	1970 - 1991	Replacing using overlapping data in 1992.
OECD (2024)	OECD EO	1992 - 2026	Baseline source, overlaps with anchor year 2018.
International Monetary Fund (2025) (forecasts)	IMF WEO forecast	2027 - 2030	Replacing using overlapping data in 2031.

2 Harmonised series

GMD forecast
 GMD estimate
 | Source change
 ● BIS
 ● BORDO
 ● CLIO
 ● EUS
 ● FZ
 ● HFS
 ● IHD
 ● IHD 2
 ● IMF IFS
 ● IMF WEO
 ● IMF WEO forecast
 ● JST
 ● Mitchell
 ● OECD EO
 ● OECD KEI
 ● RR
 ● WB GEM
 ● WB infl
 ● WDI
 ● WDI ARC



Belize

COVERAGE
1970-2030

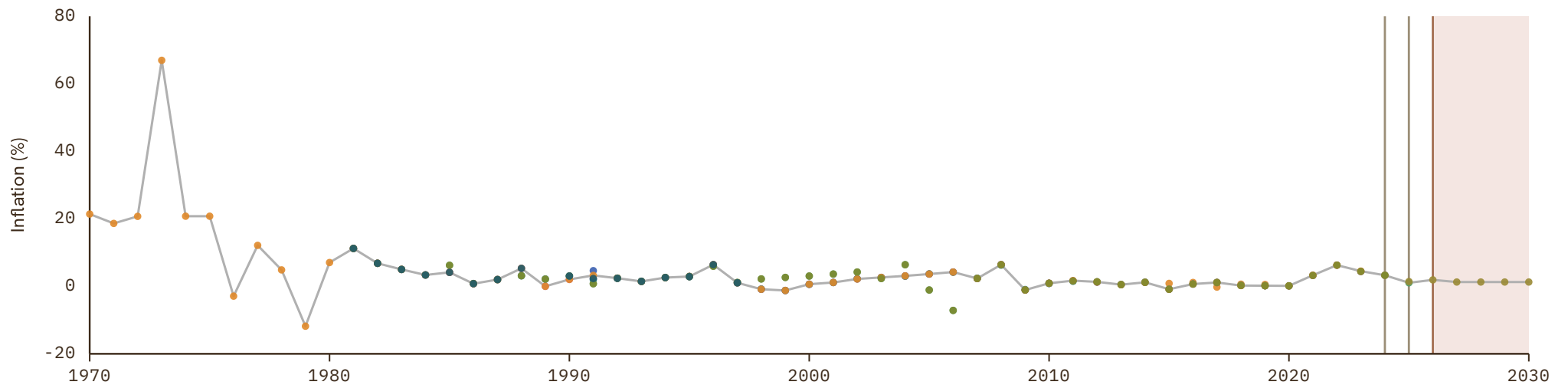
UNIT
in %

1 Source composition

SOURCE	CODE	TIME SPAN	NOTES
World Bank (2024)	WB	1970 - 2023	Baseline source, overlaps with anchor year 2018.
World Bank (2024)	WDI	2024 - 2024	Replacing using overlapping data in 2025.
International Monetary Fund (2025)	IMF IFS	2025 - 2025	Replacing using overlapping data in 2026.
International Monetary Fund (2025) (forecasts)	IMF WEO forecast	2026 - 2030	Replacing using overlapping data in 2031.

2 Harmonised series

GMD forecast
 — GMD estimate
| Source change
● CLIO
● ECLAC
● IMF IFS
● IMF WEO
● IMF WEO forecast
● WB GEM
● WB infl
● WDI
● WDI ARC



Benin

COVERAGE
1970-2030

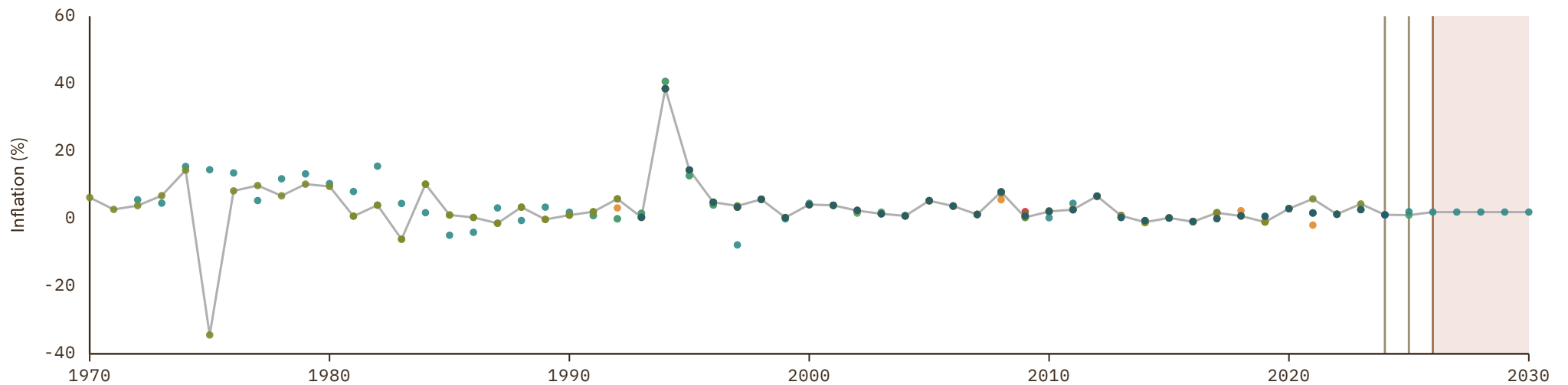
UNIT
in %

1 Source composition

SOURCE	CODE	TIME SPAN	NOTES
World Bank (2024)	WB	1970 - 2023	Baseline source, overlaps with anchor year 2018.
BCEAO (2024)	BCEAO	2024 - 2024	Replacing using overlapping data in 2025.
International Monetary Fund (2025)	IMF IFS	2025 - 2025	Replacing using overlapping data in 2026.
International Monetary Fund (2025) (forecasts)	IMF WEO forecast	2026 - 2030	Replacing using overlapping data in 2031.

2 Harmonised series

GMD forecast
 — GMD estimate
 | Source change
 ● BCEAO
 ● CLIO
 ● FRANC ZONE
 ● IMF IFS
 ● IMF WEO
 ● IMF WEO forecast
 ● WB GEM
 ● WB infl
 ● WDI



Bhutan

COVERAGE | UNIT
1981-2030 | in %

1 Source composition

SOURCE	CODE	TIME SPAN	NOTES
World Bank (2024)	WDI	1981 - 2003	Replacing using overlapping data in 2004.
Asian Development Bank (2024)	ADB	2004 - 2023	Baseline source, overlaps with anchor year 2018.
World Bank (2024)	WDI	2024 - 2024	Replacing using overlapping data in 2025.
International Monetary Fund (2025)	IMF WEO	2025 - 2025	Replacing using overlapping data in 2026.
International Monetary Fund (2025) (forecasts)	IMF WEO forecast	2026 - 2030	Replacing using overlapping data in 2031.

2 Harmonised series

GMD forecast
 — GMD estimate
 | Source change
 ● ADB
 ● CLIO
 ● IMF IFS
 ● IMF WEO
 ● IMF WEO forecast
 ● WDI
 ● WDI ARC



Bolivia

COVERAGE
1727-2026

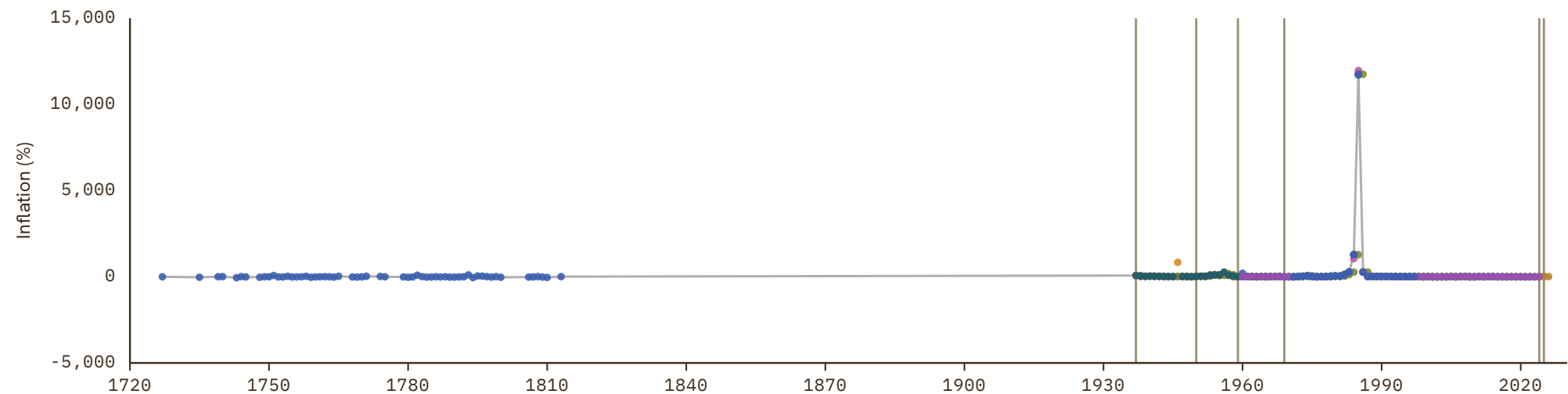
UNIT
in %

1 Source composition

SOURCE	CODE	TIME SPAN	NOTES
Internl Inst. Social History (2024)	CLIO	1727 - 1936	Replacing using overlapping data in 1937.
Carmen M. Reinhart et al. (2009)	RR	1937 - 1937	Replacing using overlapping data in 1938.
Luis Bértola et al. (2018)	Moxlad	1938 - 1950	Replacing using overlapping data in 1951.
International Monetary Fund (2025)	IMF IFS	1951 - 1959	Replacing using overlapping data in 1960.
World Bank (2024)	WDI	1960 - 1969	Replacing using overlapping data in 1970.
World Bank (2024)	WB	1970 - 2023	Baseline source, overlaps with anchor year 2018.
World Bank (2024)	WDI	2024 - 2024	Replacing using overlapping data in 2025.
World Bank (2026)	WB GEM	2025 - 2026	Replacing using overlapping data in 2027.

2 Harmonised series

— GMD estimate | Source change ● CLIO ● ECLAC ● IMF IFS ● IMF WEO ● IMF WEO forecast ● MAFHOLA ● Mitchell ● Moxlad ● RR ● WB GEM ● WB infl ● WDI ● WDI ARC



Bosnia and Herzegovina

COVERAGE
1995–2030

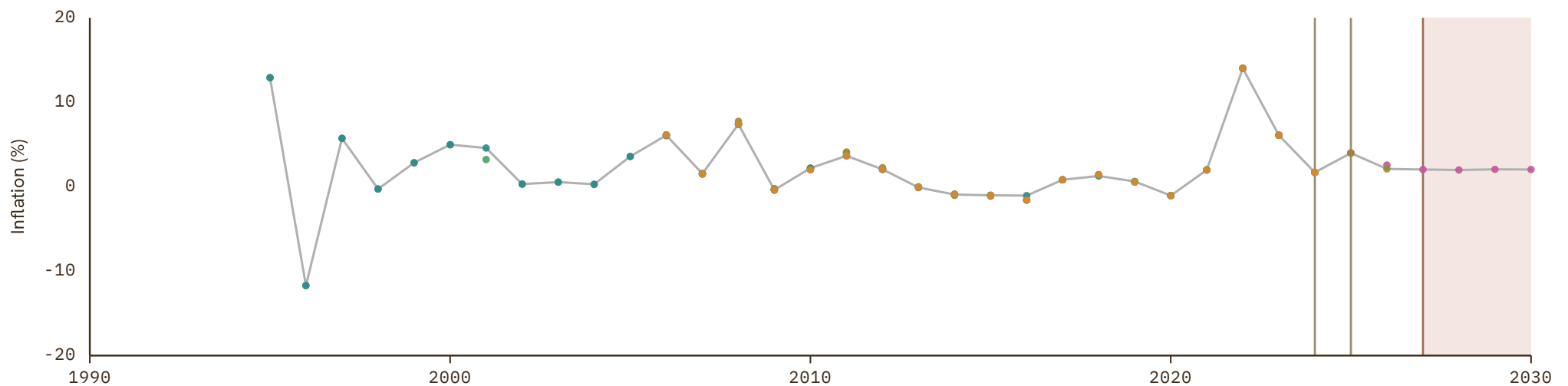
UNIT
in %

1 Source composition

SOURCE	CODE	TIME SPAN	NOTES
World Bank (2024)	WB	1995 - 2023	Baseline source, overlaps with anchor year 2018.
World Bank (2024)	WDI	2024 - 2024	Replacing using overlapping data in 2025.
World Bank (2026)	WB GEM	2025 - 2026	Replacing using overlapping data in 2027.
International Monetary Fund (2025) (forecasts)	IMF WEO forecast	2027 - 2030	Replacing using overlapping data in 2031.

2 Harmonised series

■ GMD forecast
 — GMD estimate
 | Source change
 ● CLIO
 ● IMF IFS
 ● IMF WEO
 ● IMF WEO forecast
 ● WB GEM
 ● WB infl
 ● WDI



Botswana

 COVERAGE
 1970–2030

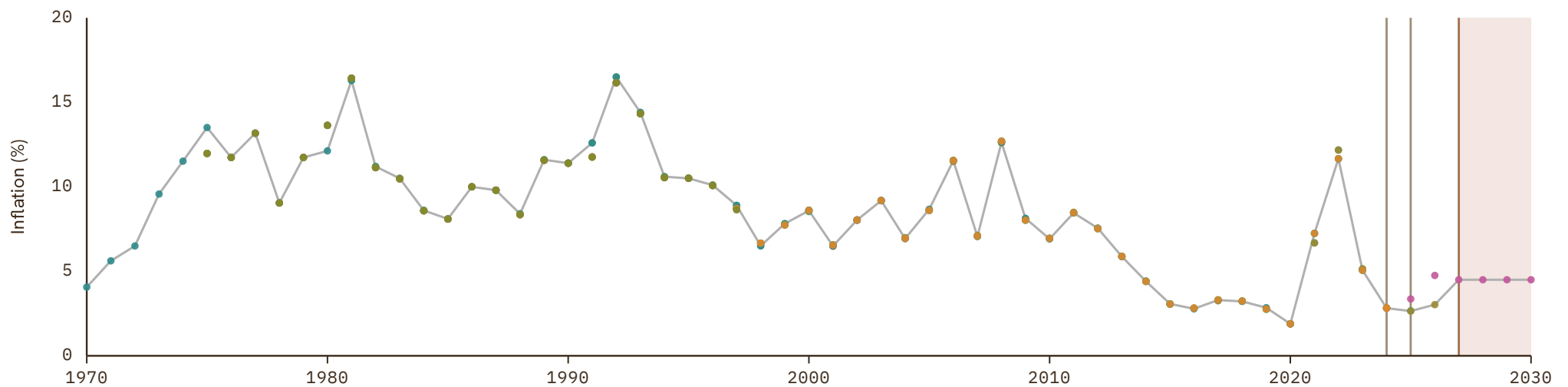
 UNIT
 in %

1 Source composition

SOURCE	CODE	TIME SPAN	NOTES
World Bank (2024)	WB	1970 - 2023	Baseline source, overlaps with anchor year 2018.
World Bank (2024)	WDI	2024 - 2024	Replacing using overlapping data in 2025.
World Bank (2026)	WB GEM	2025 - 2026	Replacing using overlapping data in 2027.
International Monetary Fund (2025) (forecasts)	IMF WEO forecast	2027 - 2030	Replacing using overlapping data in 2031.

2 Harmonised series

■ GMD forecast
 — GMD estimate
 Source change
 ● CLIO
 ● IMF IFS
 ● IMF WEO
 ● IMF WEO forecast
 ● WB GEM
 ● WB infl
 ● WDI
 ● WDI ARC



Brazil

COVERAGE
1764–2030

UNIT
in %

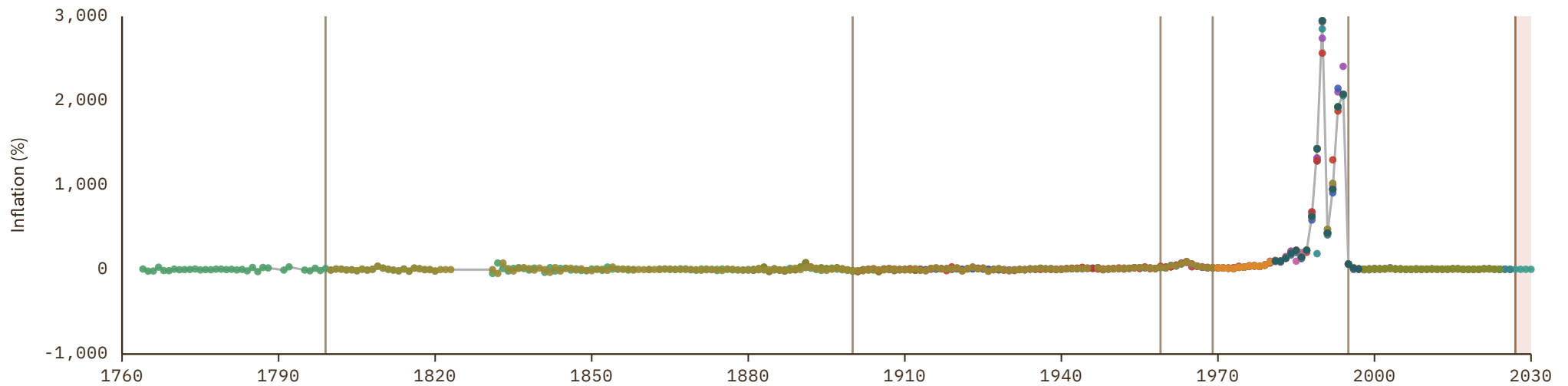
1 Source composition

SOURCE	CODE	TIME SPAN	NOTES
Internl Inst. Social History (2024)	CLIO	1764 - 1799	Replacing using overlapping data in 1800.
Carmen M. Reinhart et al. (2009)	RR	1800 - 1900	Replacing using overlapping data in 1901.
Luis Bértola et al. (2018)	Moxlad	1901 - 1959	Replacing using overlapping data in 1960.
Timothy J. Kehoe et al. (2022)	MAFHOLA	1960 - 1969	Replacing using overlapping data in 1970.
World Bank (2024)	WB	1970 - 1995	Replacing using overlapping data in 1996.
OECD (2024)	OECD EO	1996 - 2026	Baseline source, overlaps with anchor year 2018.
International Monetary Fund (2025) (forecasts)	IMF WEO forecast	2027 - 2030	Replacing using overlapping data in 2031.

2 Harmonised series

GMD forecast
 GMD estimate
 Source change
● BIS
● BORDO
● CLIO
● ECLAC
● FZ
● HFS
● IHD
● IHD 2
● IMF IFS
● IMF WEO

● IMF WEO forecast
● MAFHOLA
● Mitchell
● Moxlad
● OECD EO
● OECD KEI
● RR
● WB GEM
● WB infl
● WDI
● WDI ARC



Brunei

COVERAGE
1970-2030

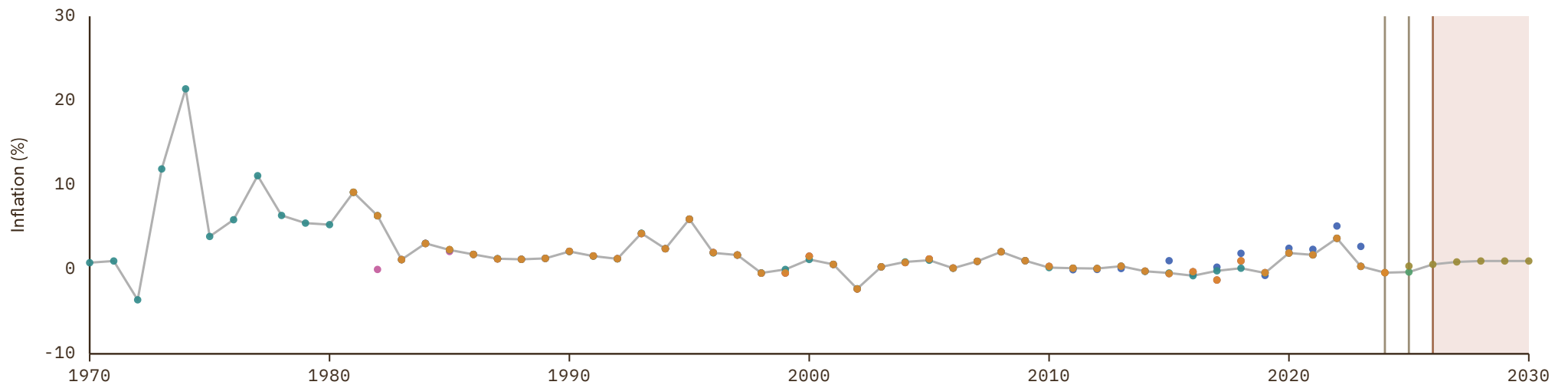
UNIT
in %

1 Source composition

SOURCE	CODE	TIME SPAN	NOTES
World Bank (2024)	WB	1970 - 2023	Baseline source, overlaps with anchor year 2018.
World Bank (2024)	WDI	2024 - 2024	Replacing using overlapping data in 2025.
International Monetary Fund (2025)	IMF IFS	2025 - 2025	Replacing using overlapping data in 2026.
International Monetary Fund (2025) (forecasts)	IMF WEO forecast	2026 - 2030	Replacing using overlapping data in 2031.

2 Harmonised series

GMD forecast
 — GMD estimate
 | Source change
 ● ADB
 ● CLIO
 ● IMF IFS
 ● IMF WEO
 ● IMF WEO forecast
 ● WB infl
 ● WDI



Bulgaria

COVERAGE
1888-2030

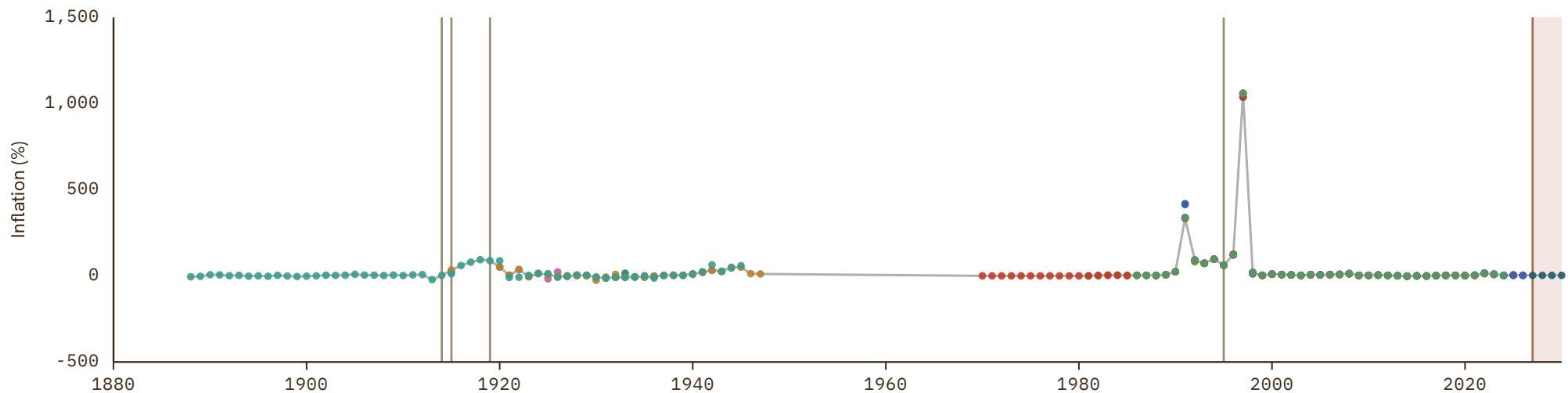
UNIT
in %

1 Source composition

SOURCE	CODE	TIME SPAN	NOTES
National Bank of Serbia (2024)	NBS	1888 - 1914	Replacing using overlapping data in 1915.
Brian Mitchell (2013)	Mitchell	1915 - 1915	Replacing using overlapping data in 1916.
National Bank of Serbia (2024)	NBS	1916 - 1919	Replacing using overlapping data in 1920.
Brian Mitchell (2013)	Mitchell	1920 - 1969	Replacing using overlapping data in 1970.
World Bank (2024)	WB	1970 - 1995	Replacing using overlapping data in 1996.
OECD (2024)	OECD EO	1996 - 2026	Baseline source, overlaps with anchor year 2018.
International Monetary Fund (2025) (forecasts)	IMF WEO forecast	2027 - 2030	Replacing using overlapping data in 2031.

2 Harmonised series

GMD forecast
 GMD estimate
 Source change
 ● BIS
 ● CLIO
 ● EUS
 ● HFS
 ● IHD
 ● IHD 2
 ● IMF IFS
 ● IMF WEO
 ● IMF WEO forecast
 ● Mitchell
 ● NBS
 ● OECD EO
 ● WB GEM
 ● WB infl
 ● WDI



Burkina Faso

COVERAGE
1959-2030

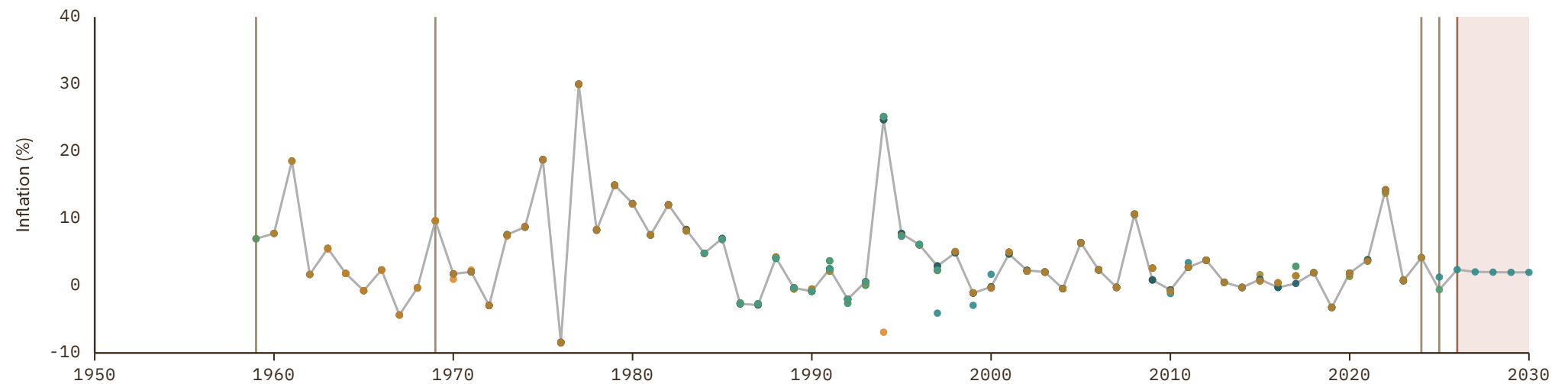
UNIT
in %

1 Source composition

SOURCE	CODE	TIME SPAN	NOTES
International Monetary Fund (2025)	IMF IFS	1959 - 1959	Replacing using overlapping data in 1960.
World Bank (2024)	WDI	1960 - 1969	Replacing using overlapping data in 1970.
World Bank (2024)	WB	1970 - 2023	Baseline source, overlaps with anchor year 2018.
BCEAO (2024)	BCEAO	2024 - 2024	Replacing using overlapping data in 2025.
International Monetary Fund (2025)	IMF IFS	2025 - 2025	Replacing using overlapping data in 2026.
International Monetary Fund (2025) (forecasts)	IMF WEO forecast	2026 - 2030	Replacing using overlapping data in 2031.

2 Harmonised series

■ GMD forecast
 — GMD estimate
 Source change
 ● BCEAO
 ● CLIO
 ● FRANC ZONE
 ● IMF IFS
 ● IMF WEO
 ● IMF WEO forecast
 ● Mitchell
 ● WB GEM
 ● WB infl
 ● WDI
 ● WDI ARC



Burundi

COVERAGE
1966-2030

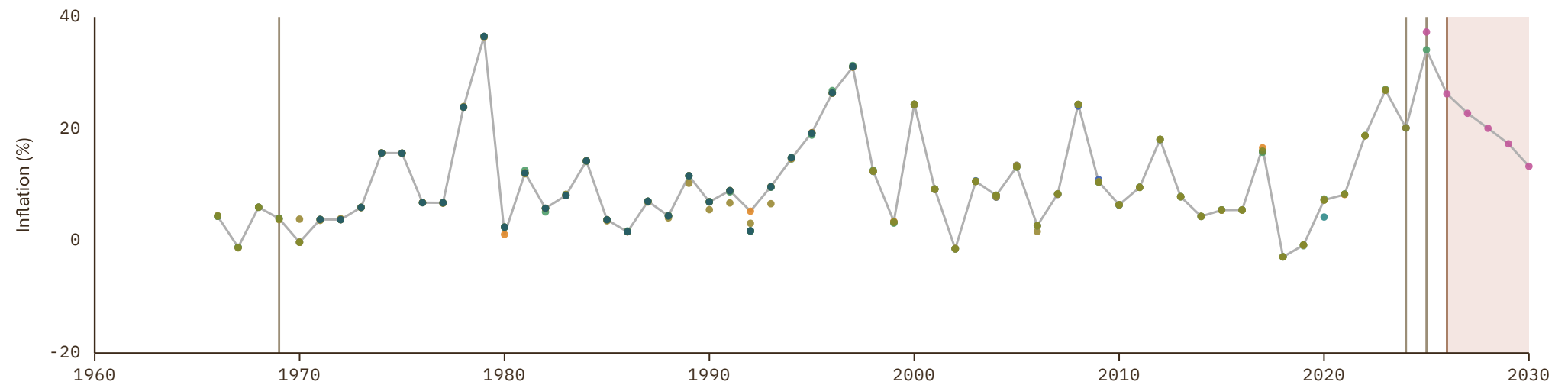
UNIT
in %

1 Source composition

SOURCE	CODE	TIME SPAN	NOTES
World Bank (2024)	WDI	1966 - 1969	Replacing using overlapping data in 1970.
World Bank (2024)	WB	1970 - 2023	Baseline source, overlaps with anchor year 2018.
World Bank (2024)	WDI	2024 - 2024	Replacing using overlapping data in 2025.
International Monetary Fund (2025)	IMF IFS	2025 - 2025	Replacing using overlapping data in 2026.
International Monetary Fund (2025) <i>(forecasts)</i>	IMF WEO forecast	2026 - 2030	Replacing using overlapping data in 2031.

2 Harmonised series

■ GMD forecast
 — GMD estimate
 Source change
 ● CLIO
 ● IMF IFS
 ● IMF WEO
 ● IMF WEO forecast
 ● Mitchell
 ● WB GEM
 ● WB infl
 ● WDI
 ● WDI ARC



Cambodia

COVERAGE
1987–2030

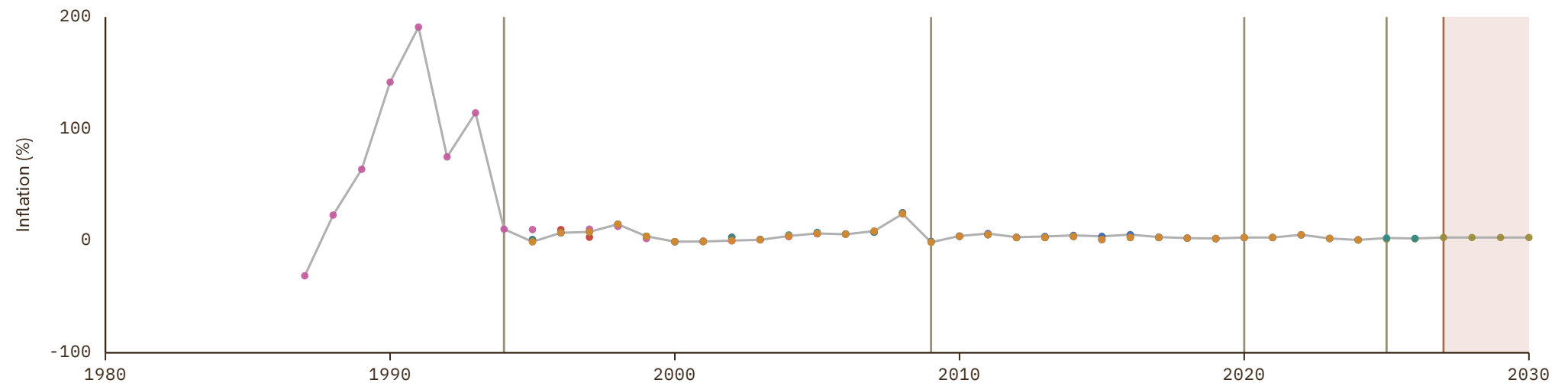
UNIT
in %

1 Source composition

SOURCE	CODE	TIME SPAN	NOTES
International Monetary Fund (2025)	IMF WEO	1987 - 1994	Replacing using overlapping data in 1995.
World Bank (2024)	WDI	1995 - 2009	Replacing using overlapping data in 2010.
Asian Development Bank (2024)	ADB	2010 - 2019	Baseline source, overlaps with anchor year 2018.
World Bank (2024)	WDI	2020 - 2024	Replacing using overlapping data in 2025.
World Bank (2026)	WB GEM	2025 - 2026	Replacing using overlapping data in 2027.
International Monetary Fund (2025) (forecasts)	IMF WEO forecast	2027 - 2030	Replacing using overlapping data in 2031.

2 Harmonised series

GMD forecast
 GMD estimate
 Source change
● ADB
● CLIO
● IMF IFS
● IMF WEO
● IMF WEO forecast
● WB GEM
● WDI



Cameroon

COVERAGE
1946-2030

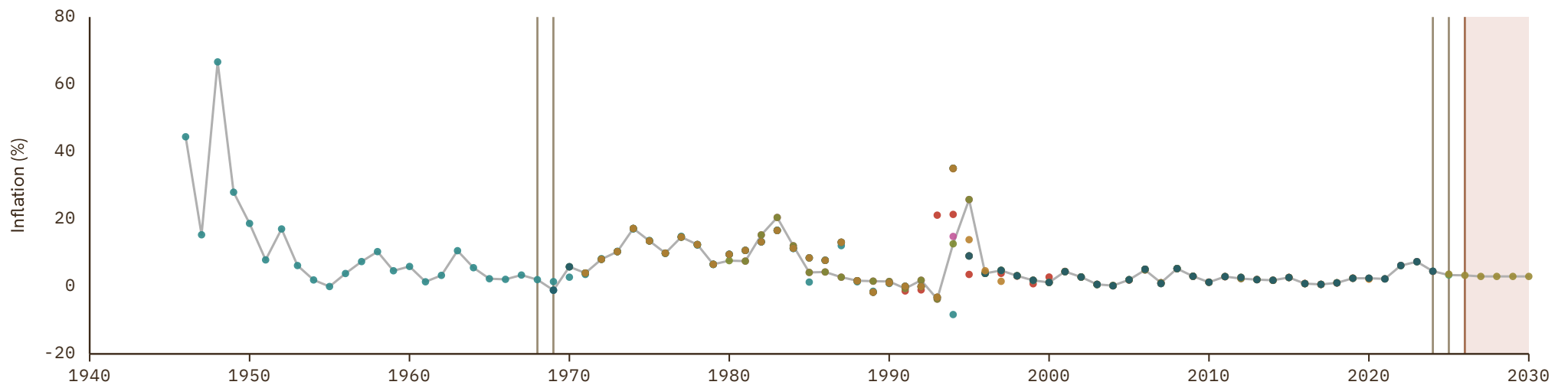
UNIT
in %

1 Source composition

SOURCE	CODE	TIME SPAN	NOTES
Brian Mitchell (2013)	Mitchell	1946 - 1968	Replacing using overlapping data in 1969.
World Bank (2024)	WDI	1969 - 1969	Replacing using overlapping data in 1970.
World Bank (2024)	WB	1970 - 2023	Baseline source, overlaps with anchor year 2018.
World Bank (2024)	WDI	2024 - 2024	Replacing using overlapping data in 2025.
International Monetary Fund (2025)	IMF IFS	2025 - 2025	Replacing using overlapping data in 2026.
International Monetary Fund (2025) (forecasts)	IMF WEO forecast	2026 - 2030	Replacing using overlapping data in 2031.

2 Harmonised series

GMD forecast
 GMD estimate
 Source change
 ● CLIO
 ● FRANC ZONE
 ● IMF IFS
 ● IMF WEO
 ● IMF WEO forecast
 ● Mitchell
 ● WB GEM
 ● WB infl
 ● WDI
 ● WDI ARC



Canada

COVERAGE
1868-2030

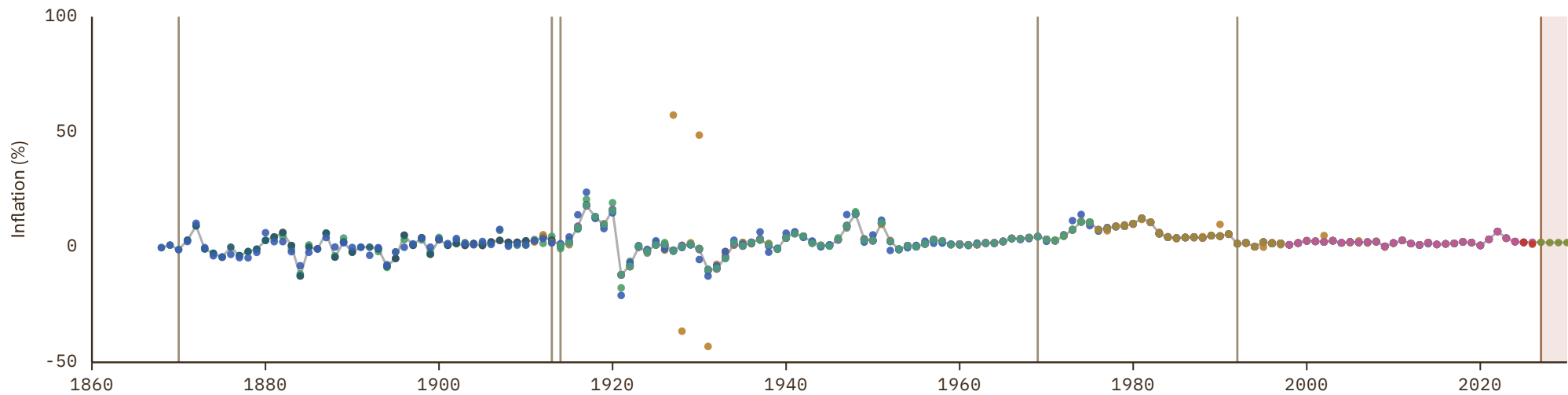
UNIT
in %

1 Source composition

SOURCE	CODE	TIME SPAN	NOTES
Carmen M. Reinhart et al. (2009)	RR	1868 - 1870	Replacing using overlapping data in 1871.
Jordá et al. (2017)	JST	1871 - 1913	Replacing using overlapping data in 1914.
Statistics Canada (2024)	CS1 CAN	1914 - 1914	Replacing using overlapping data in 1915.
Bank for Internl Settlements (2024)	BIS	1915 - 1969	Replacing using overlapping data in 1970.
World Bank (2024)	WB	1970 - 1992	Replacing using overlapping data in 1993.
OECD (2024)	OECD EO	1993 - 2026	Baseline source, overlaps with anchor year 2018.
International Monetary Fund (2025) (forecasts)	IMF WEO forecast	2027 - 2030	Replacing using overlapping data in 2031.

2 Harmonised series

GMD forecast
 — GMD estimate
 | Source change
 ● BIS
 ● BORDO
 ● CLIO
 ● IHD
 ● IHD 2
 ● IMF IFS
 ● IMF WEO
 ● IMF WEO forecast
 ● JST
 ● Mitchell
 ● OECD EO
 ● OECD KEI
 ● RR
 ● WB GEM
 ● WB infl
 ● WDI
 ● WDI ARC
 ● CS1



Cape Verde

COVERAGE
1970-2030

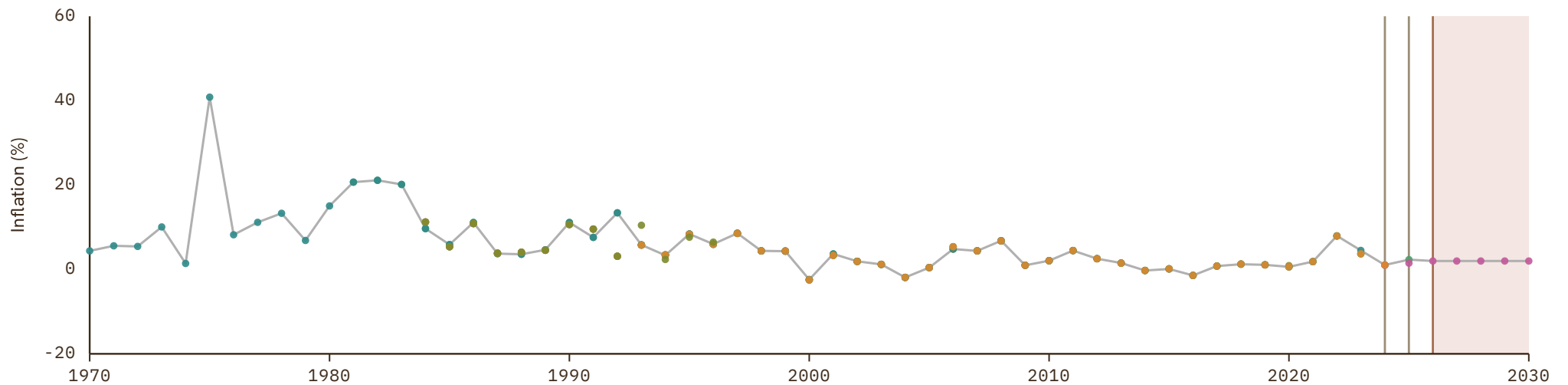
UNIT
in %

1 Source composition

SOURCE	CODE	TIME SPAN	NOTES
World Bank (2024)	WB	1970 - 2023	Baseline source, overlaps with anchor year 2018.
World Bank (2024)	WDI	2024 - 2024	Replacing using overlapping data in 2025.
International Monetary Fund (2025)	IMF IFS	2025 - 2025	Replacing using overlapping data in 2026.
International Monetary Fund (2025) (forecasts)	IMF WEO forecast	2026 - 2030	Replacing using overlapping data in 2031.

2 Harmonised series

GMD forecast
 — GMD estimate
| Source change
● CLIO
● IMF IFS
● IMF WEO
● IMF WEO forecast
● WB GEM
● WB infl
● WDI
● WDI ARC



Central African Republic

COVERAGE
1957-2030

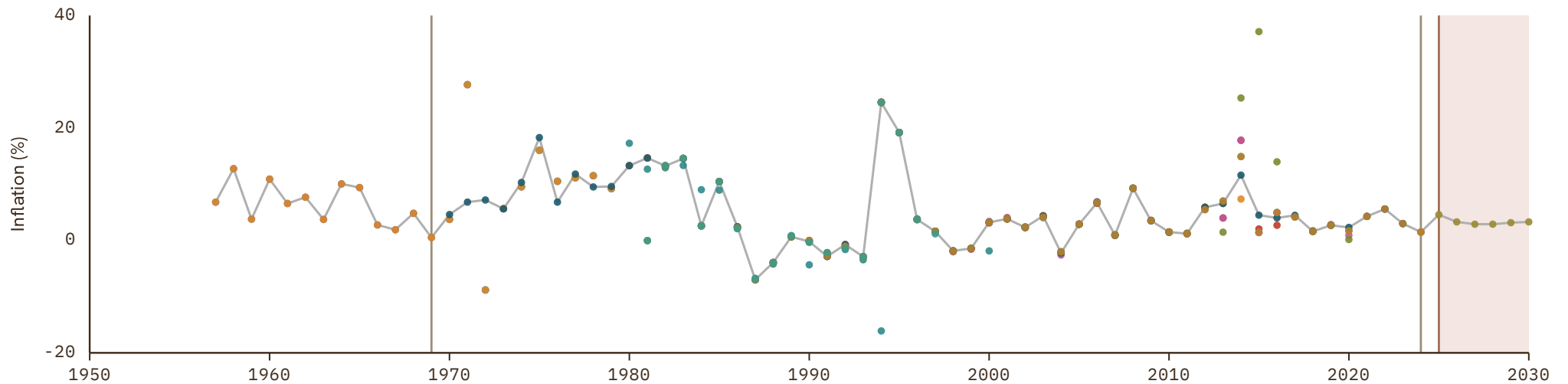
UNIT
in %

1 Source composition

SOURCE	CODE	TIME SPAN	NOTES
Carmen M. Reinhart et al. (2009)	RR	1957 - 1969	Replacing using overlapping data in 1970.
World Bank (2024)	WB	1970 - 2023	Baseline source, overlaps with anchor year 2018.
World Bank (2024)	WDI	2024 - 2024	Replacing using overlapping data in 2025.
International Monetary Fund (2025) (forecasts)	IMF WEO forecast	2025 - 2030	Replacing using overlapping data in 2031.

2 Harmonised series

GMD forecast
 — GMD estimate
| Source change
● CLIO
● FRANC ZONE
● IMF IFS
● IMF WEO
● IMF WEO forecast
● Mitchell
● RR
● WB GEM
● WB infl
● WDI
● WDI ARC



Chad

COVERAGE
1956–2030

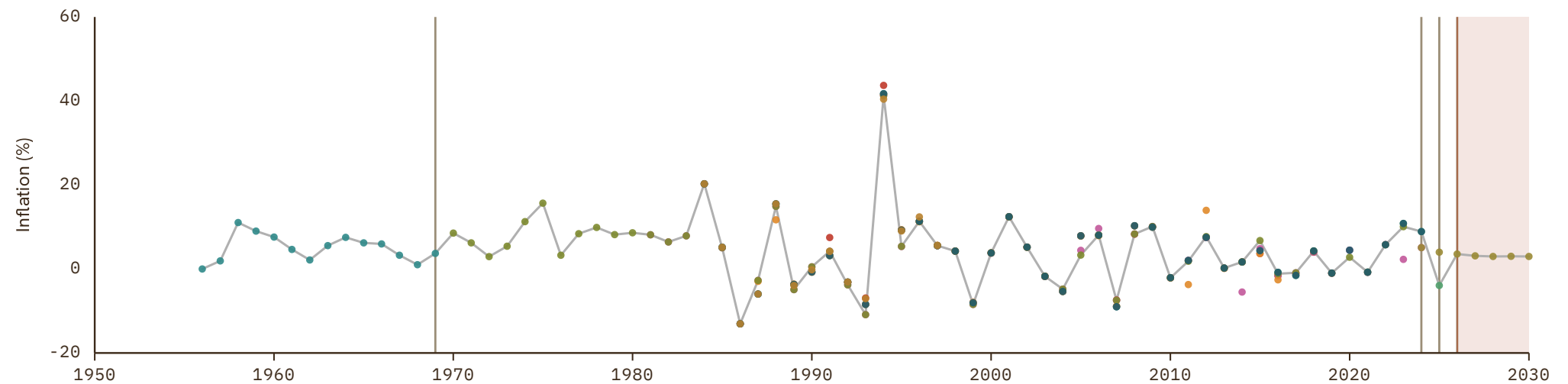
UNIT
in %

1 Source composition

SOURCE	CODE	TIME SPAN	NOTES
Brian Mitchell (2013)	Mitchell	1956 - 1969	Replacing using overlapping data in 1970.
World Bank (2024)	WB	1970 - 2023	Baseline source, overlaps with anchor year 2018.
World Bank (2024)	WDI	2024 - 2024	Replacing using overlapping data in 2025.
International Monetary Fund (2025)	IMF IFS	2025 - 2025	Replacing using overlapping data in 2026.
International Monetary Fund (2025) (forecasts)	IMF WEO forecast	2026 - 2030	Replacing using overlapping data in 2031.

2 Harmonised series

■ GMD forecast
 — GMD estimate
 Source change
 ● CLIO
 ● FRANC ZONE
 ● IMF IFS
 ● IMF WEO
 ● IMF WEO forecast
 ● Mitchell
 ● WB GEM
 ● WB infl
 ● WDI
 ● WDI ARC



Chile

COVERAGE
1662–2030

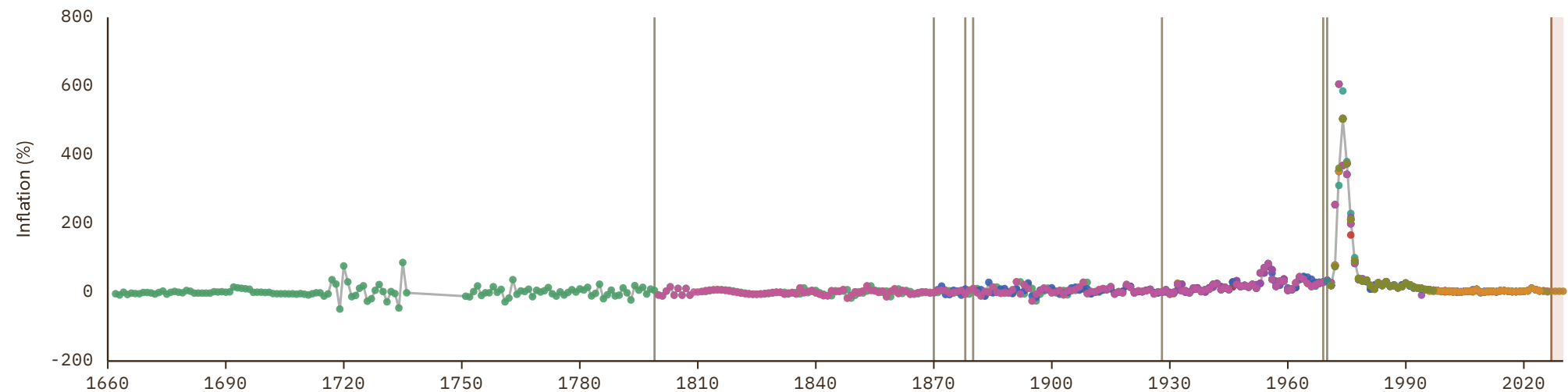
UNIT
in %

1 Source composition

SOURCE	CODE	TIME SPAN	NOTES
Internl Inst. Social History (2024)	CLIO	1662 - 1799	Replacing using overlapping data in 1800.
Carmen M. Reinhart et al. (2009)	RR	1800 - 1870	Replacing using overlapping data in 1871.
Luis Bértola et al. (2018)	Moxlad	1871 - 1878	Replacing using overlapping data in 1879.
Carmen M. Reinhart et al. (2009)	RR	1879 - 1880	Replacing using overlapping data in 1881.
Luis Bértola et al. (2018)	Moxlad	1881 - 1928	Replacing using overlapping data in 1929.
Bank for Internl Settlements (2024)	BIS	1929 - 1969	Replacing using overlapping data in 1970.
World Bank (2024)	WB	1970 - 1970	Replacing using overlapping data in 1971.
OECD (2024)	OECD EO	1971 - 2026	Baseline source, overlaps with anchor year 2018.
International Monetary Fund (2025) (forecasts)	IMF WEO forecast	2027 - 2030	Replacing using overlapping data in 2031.

2 Harmonised series

GMD forecast
 GMD estimate
 | Source change
 ● BIS
 ● BORDO
 ● CLIO
 ● ECLAC
 ● HFS
 ● IHD
 ● IHD 2
 ● IMF IFS
 ● IMF WEO
 ● IMF WEO forecast
 ● MAFHOLA
 ● Mitchell
 ● Moxlad
 ● OECD EO
 ● OECD KEI
 ● RR
 ● WB GEM
 ● WB infl
 ● WDI
 ● WDI ARC



China

COVERAGE
1640–2030

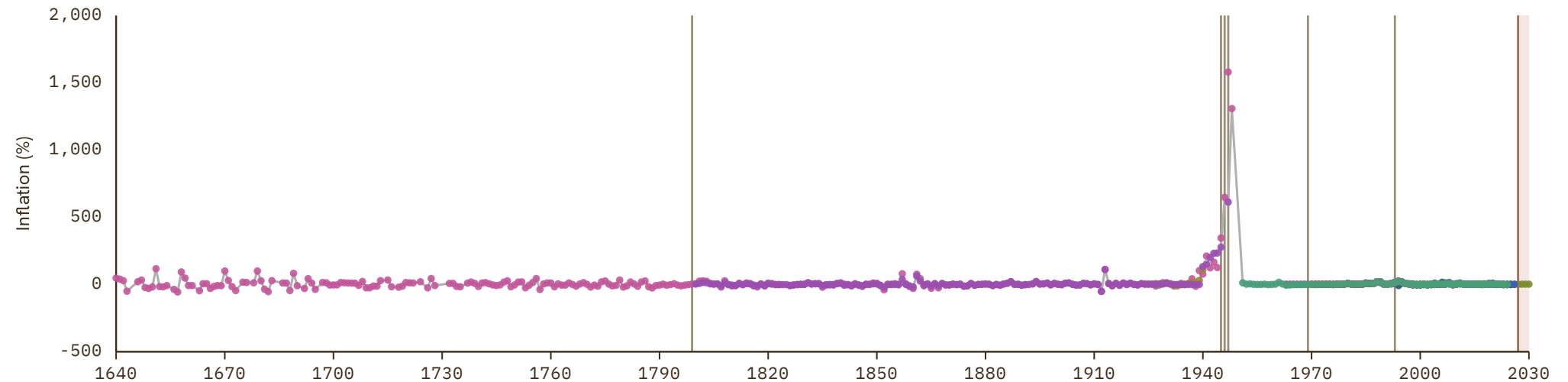
UNIT
in %

1 Source composition

SOURCE	CODE	TIME SPAN	NOTES
Internl Inst. Social History (2024)	CLIO	1640 - 1799	Replacing using overlapping data in 1800.
Carmen M. Reinhart et al. (2009)	RR	1800 - 1945	Replacing using overlapping data in 1946.
Internl Inst. Social History (2024)	CLIO	1946 - 1946	Replacing using overlapping data in 1947.
Carmen M. Reinhart et al. (2009)	RR	1947 - 1947	Replacing using overlapping data in 1948.
Internl Inst. Social History (2024)	CLIO	1948 - 1950	Replacing using overlapping data in 1951.
Natl Bureau of Statistics (2024)	CS1 CHN	1951 - 1969	Replacing using overlapping data in 1970.
World Bank (2024)	WB	1970 - 1993	Replacing using overlapping data in 1994.
OECD (2024)	OECD EO	1994 - 2026	Baseline source, overlaps with anchor year 2018.
International Monetary Fund (2025) (forecasts)	IMF WEO forecast	2027 - 2030	Replacing using overlapping data in 2031.

2 Harmonised series

GMD forecast
 GMD estimate
 | Source change
 ● ADB
 ● BIS
 ● BORDO
 ● CLIO
 ● HFS
 ● IMF IFS
 ● IMF WEO
 ● IMF WEO forecast
 ● Mitchell
 ● OECD EO
 ● OECD KEI
 ● RR
 ● WB GEM
 ● WB infl
 ● WDI
 ● WDI ARC
 ● CS1



Colombia

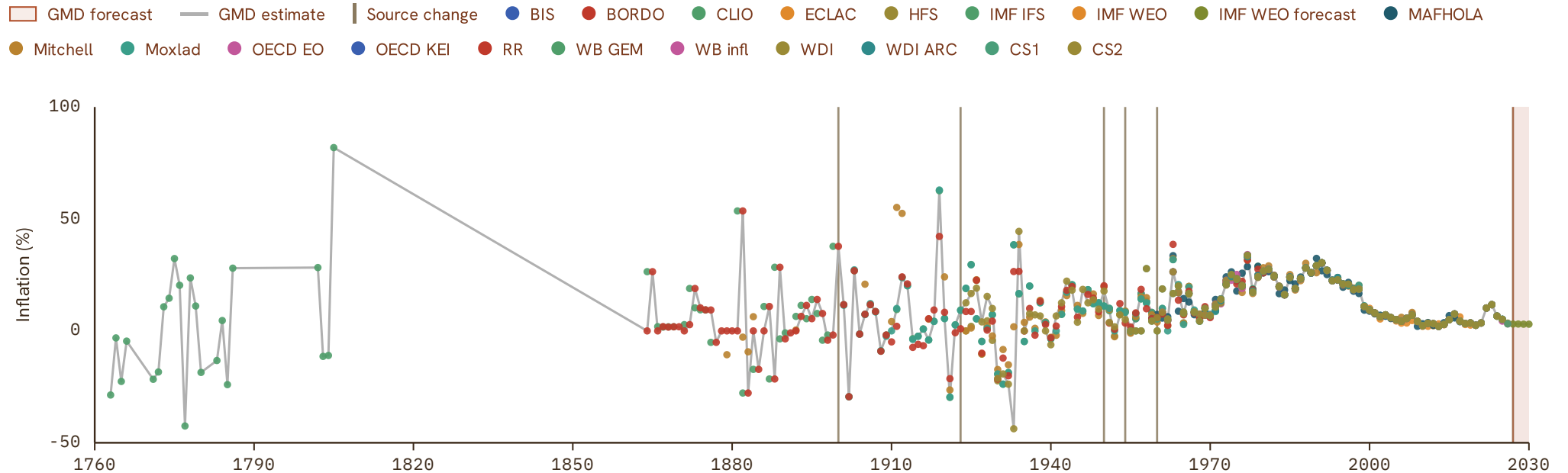
COVERAGE
1763-2030

UNIT
in %

1 Source composition

SOURCE	CODE	TIME SPAN	NOTES
Internl Inst. Social History (2024)	CLIO	1763 - 1863	Replacing using overlapping data in 1864.
Carmen M. Reinhart et al. (2009)	RR	1864 - 1900	Replacing using overlapping data in 1901.
Luis Bértola et al. (2018)	Moxlad	1901 - 1923	Replacing using overlapping data in 1924.
Banco de la República (2026)	CS2 COL	1924 - 1950	Replacing using overlapping data in 1951.
International Monetary Fund (2025)	IMF IFS	1951 - 1954	Replacing using overlapping data in 1955.
Bank for Internl Settlements (2024)	BIS	1955 - 1960	Replacing using overlapping data in 1961.
OECD (2024)	OECD EO	1961 - 2026	Baseline source, overlaps with anchor year 2018.
International Monetary Fund (2025) (forecasts)	IMF WEO forecast	2027 - 2030	Replacing using overlapping data in 2031.

2 Harmonised series



Costa Rica

COVERAGE
1937-2030

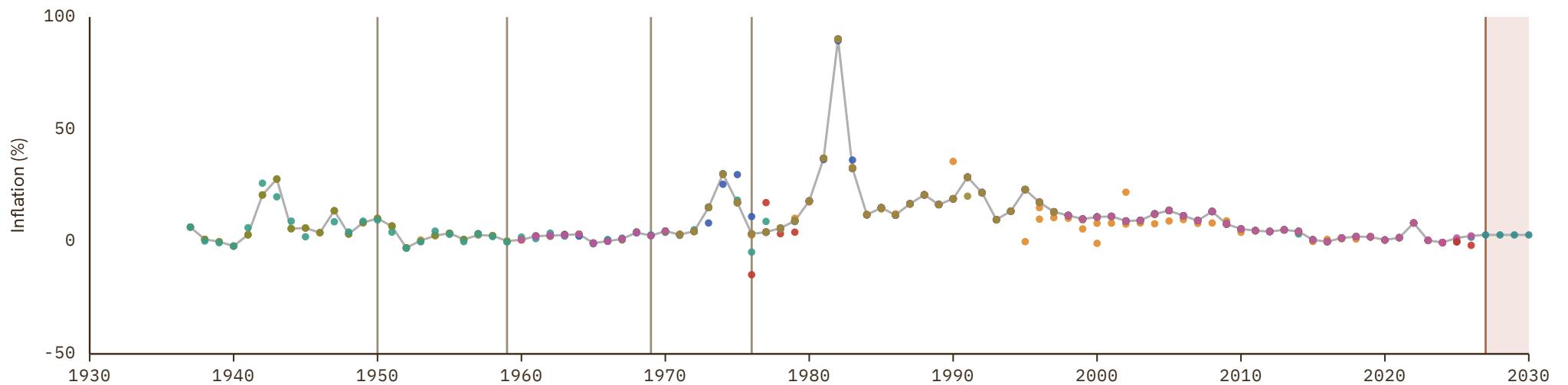
UNIT
in %

1 Source composition

SOURCE	CODE	TIME SPAN	NOTES
Luis Bértola et al. (2018)	Moxlad	1937 - 1950	Replacing using overlapping data in 1951.
International Monetary Fund (2025)	IMF IFS	1951 - 1959	Replacing using overlapping data in 1960.
World Bank (2024)	WDI	1960 - 1969	Replacing using overlapping data in 1970.
World Bank (2024)	WB	1970 - 1976	Replacing using overlapping data in 1977.
OECD (2024)	OECD EO	1977 - 2026	Baseline source, overlaps with anchor year 2018.
International Monetary Fund (2025) (forecasts)	IMF WEO forecast	2027 - 2030	Replacing using overlapping data in 2031.

2 Harmonised series

GMD forecast
 GMD estimate
 Source change
 ● BORDO
 ● CLIO
 ● ECLAC
 ● IMF IFS
 ● IMF WEO
 ● IMF WEO forecast
 ● Mitchell
 ● Moxlad
 ● OECD EO
 ● OECD KEI
 ● RR
 ● SECMCA
 ● SECMCA HIST
 ● WB GEM
 ● WB infl
 ● WDI
 ● WDI ARC



Croatia

COVERAGE
1981-2030

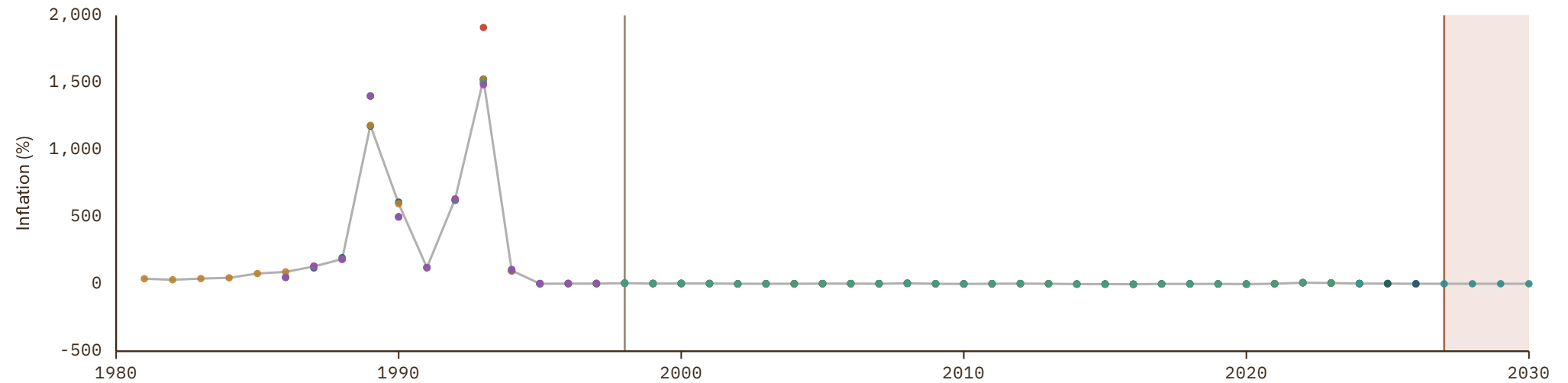
UNIT
in %

1 Source composition

SOURCE	CODE	TIME SPAN	NOTES
World Bank (2024)	WB	1981 - 1998	Replacing using overlapping data in 1999.
OECD (2024)	OECD EO	1999 - 2026	Baseline source, overlaps with anchor year 2018.
International Monetary Fund (2025) (forecasts)	IMF WEO forecast	2027 - 2030	Replacing using overlapping data in 2031.

2 Harmonised series

GMD forecast
 GMD estimate
 Source change
 ● BIS
 ● CLIO
 ● EUS
 ● IMF IFS
 ● IMF WEO
 ● IMF WEO forecast
 ● OECD EO
 ● OECD KEI
 ● WB GEM
 ● WB infl
 ● WDI
 ● WDI ARC



Cuba

COVERAGE
1904–2000

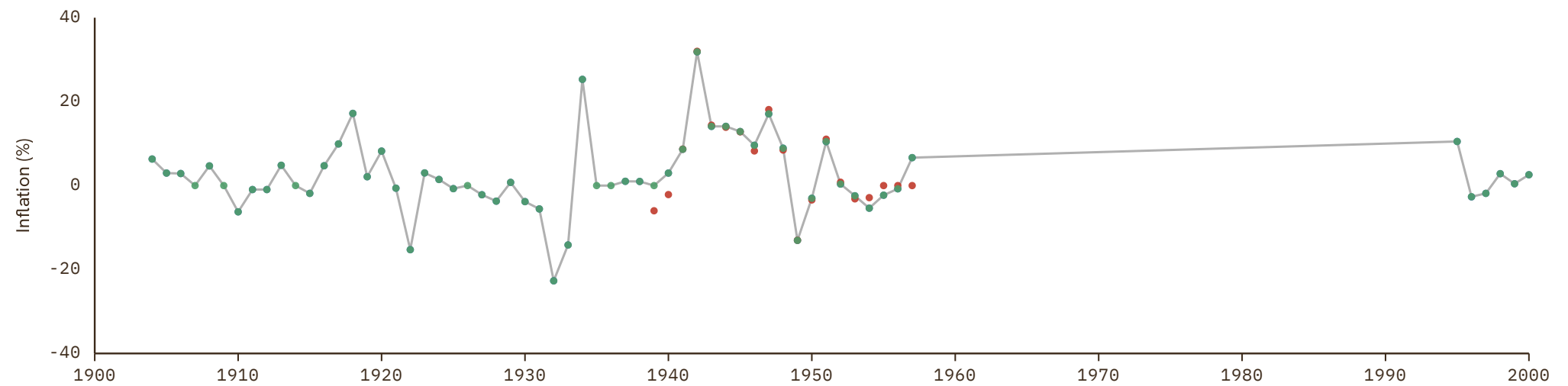
UNIT
in %

1 Source composition

SOURCE	CODE	TIME SPAN	NOTES
Luis Bértola et al. (2018)	Moxlad	1904 - 2000	Replacing using overlapping data in 2001.

2 Harmonised series

— GMD estimate ● CLIO ● Mitchell ● Moxlad



Cyprus

COVERAGE
1943-2030

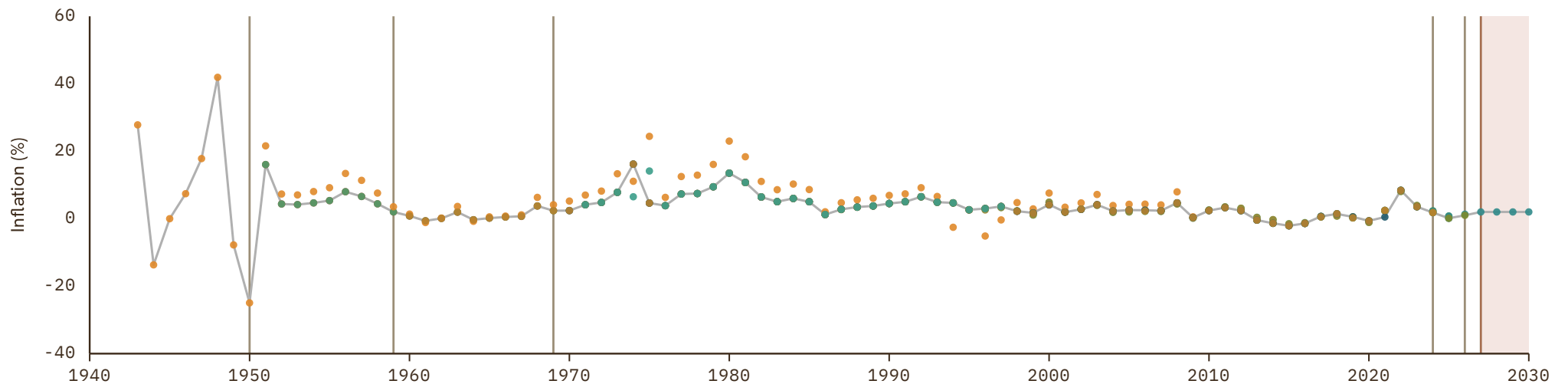
UNIT
in %

1 Source composition

SOURCE	CODE	TIME SPAN	NOTES
Brian Mitchell (2013)	Mitchell	1943 - 1950	Replacing using overlapping data in 1951.
International Monetary Fund (2025)	IMF IFS	1951 - 1959	Replacing using overlapping data in 1960.
World Bank (2024)	WDI	1960 - 1969	Replacing using overlapping data in 1970.
World Bank (2024)	WB	1970 - 2023	Baseline source, overlaps with anchor year 2018.
Bank for Internl Settlements (2024)	BIS	2024 - 2025	Replacing using overlapping data in 2026.
World Bank (2026)	WB GEM	2026 - 2026	Replacing using overlapping data in 2027.
International Monetary Fund (2025) (forecasts)	IMF WEO forecast	2027 - 2030	Replacing using overlapping data in 2031.

2 Harmonised series

GMD forecast
 GMD estimate
 Source change
● BIS
● CLIO
● EUS
● IMF IFS
● IMF WEO
● IMF WEO forecast
● Mitchell
● WB GEM
● WB infl
● WDI
● WDI ARC



Czech Republic

COVERAGE
1925–2030

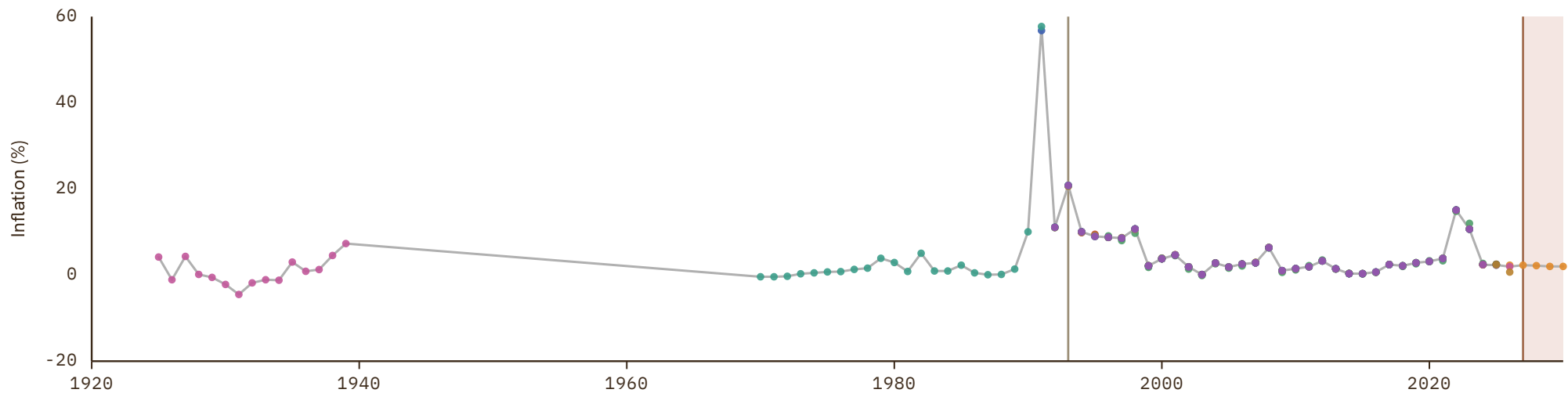
UNIT
in %

1 Source composition

SOURCE	CODE	TIME SPAN	NOTES
Schuler (2015)	HFS	1925 - 1969	Replacing using overlapping data in 1970.
World Bank (2024)	WB	1970 - 1993	Replacing using overlapping data in 1994.
OECD (2024)	OECD EO	1994 - 2026	Baseline source, overlaps with anchor year 2018.
International Monetary Fund (2025) (forecasts)	IMF WEO forecast	2027 - 2030	Replacing using overlapping data in 2031.

2 Harmonised series

GMD forecast
 GMD estimate
 Source change
 ● BIS
 ● CLIO
 ● EUS
 ● HFS
 ● IMF IFS
 ● IMF WEO
 ● IMF WEO forecast
 ● OECD EO
 ● OECD KEI
 ● WB GEM
 ● WB infl
 ● WDI



Czechoslovakia

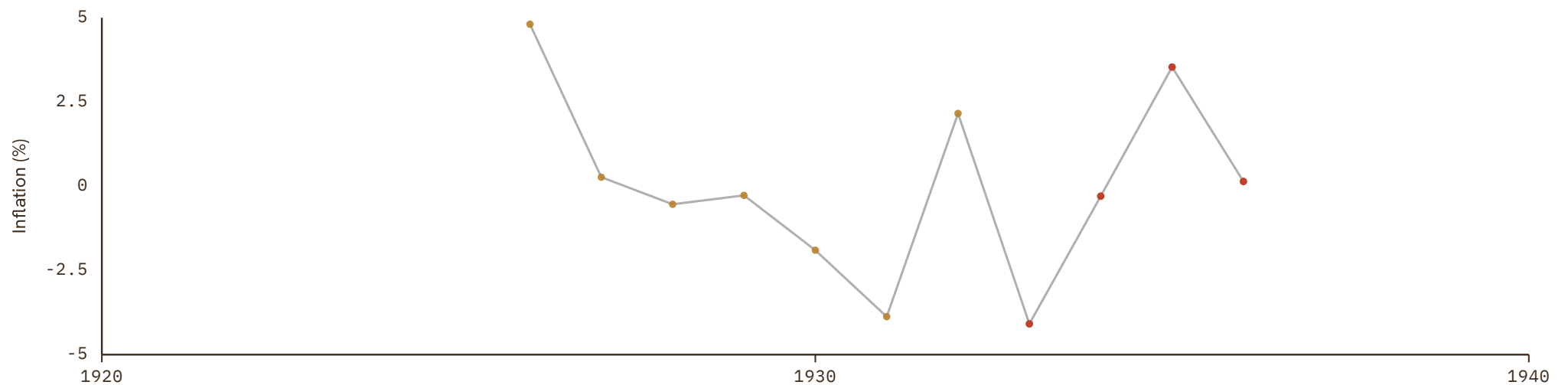
COVERAGE
1926–1936UNIT
in %

1 Source composition

SOURCE	CODE	TIME SPAN	NOTES
Ellison et al. (2024)	IHD	1926 - 1936	Replacing using overlapping data in 1937.

2 Harmonised series

— GMD estimate ● IHD ● IHD 2



Democratic Republic of the Congo

COVERAGE
1945-2030

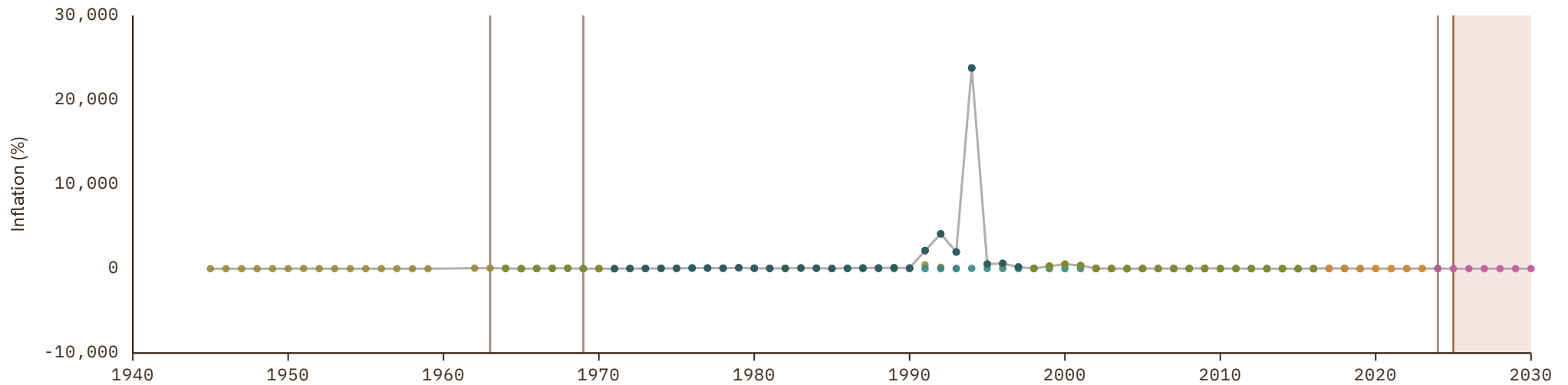
UNIT
in %

1 Source composition

SOURCE	CODE	TIME SPAN	NOTES
Brian Mitchell (2013)	Mitchell	1945 - 1963	Replacing using overlapping data in 1964.
World Bank (2024)	WDI	1964 - 1969	Replacing using overlapping data in 1970.
World Bank (2024)	WB	1970 - 2023	Baseline source, overlaps with anchor year 2018.
International Monetary Fund (2025)	IMF WEO	2024 - 2024	Replacing using overlapping data in 2025.
International Monetary Fund (2025) (forecasts)	IMF WEO forecast	2025 - 2030	Replacing using overlapping data in 2031.

2 Harmonised series

GMD forecast
 — GMD estimate
 | Source change
 ● CLIO
 ● IMF IFS
 ● IMF WEO
 ● IMF WEO forecast
 ● Mitchell
 ● WB GEM
 ● WB infl
 ● WDI
 ● WDI ARC



Denmark

COVERAGE
1488-2030

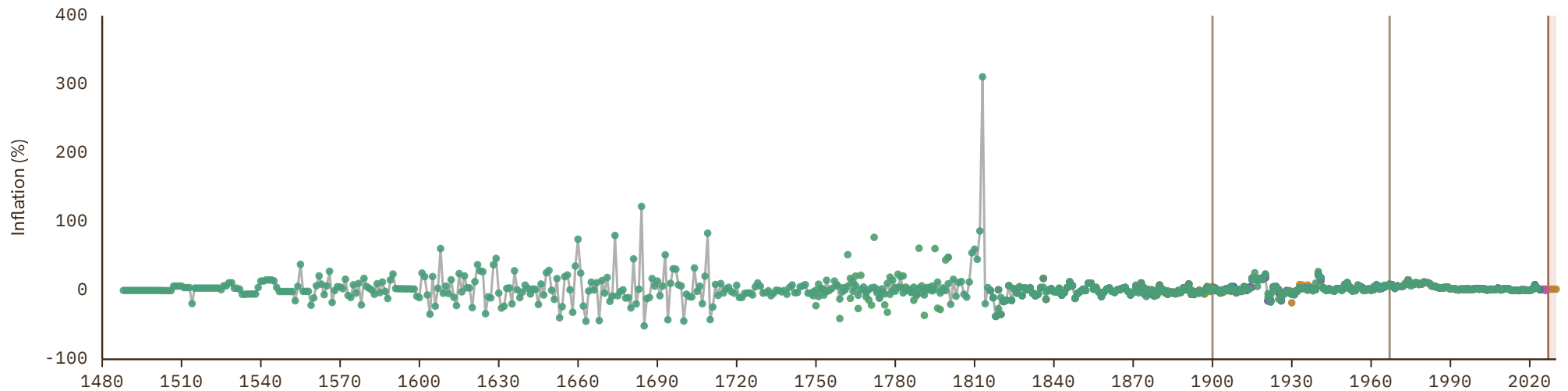
UNIT
in %

1 Source composition

SOURCE	CODE	TIME SPAN	NOTES
Abildgren (2017)	CS1 DNK	1488 - 1900	Replacing using overlapping data in 1901.
Bank for Internl Settlements (2024)	BIS	1901 - 1967	Replacing using overlapping data in 1968.
OECD (2024)	OECD EO	1968 - 2026	Baseline source, overlaps with anchor year 2018.
International Monetary Fund (2025) (forecasts)	IMF WEO forecast	2027 - 2030	Replacing using overlapping data in 2031.

2 Harmonised series

GMD forecast
 GMD estimate
 Source change
 ● BIS
 ● BORDO
 ● CLIO
 ● EUS
 ● FZ
 ● IHD
 ● IHD 2
 ● IMF IFS
 ● IMF WEO
 ● IMF WEO forecast
 ● JST
 ● Mitchell
 ● OECD EO
 ● OECD KEI
 ● RR
 ● WB GEM
 ● WB infl
 ● WDI
 ● WDI ARC
 ● CS1



Djibouti

COVERAGE
1970-2030

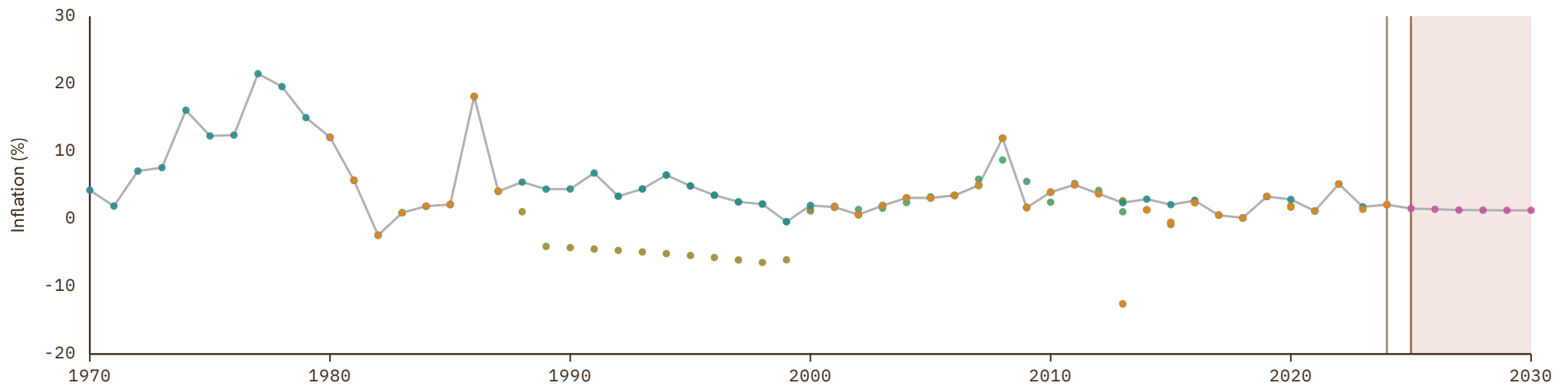
UNIT
in %

1 Source composition

SOURCE	CODE	TIME SPAN	NOTES
World Bank (2024)	WB	1970 - 2023	Baseline source, overlaps with anchor year 2018.
World Bank (2024)	WDI	2024 - 2024	Replacing using overlapping data in 2025.
International Monetary Fund (2025) (forecasts)	IMF WEO forecast	2025 - 2030	Replacing using overlapping data in 2031.

2 Harmonised series

GMD forecast
 — GMD estimate
| Source change
● CLIO
● IMF IFS
● IMF WEO
● IMF WEO forecast
● WB GEM
● WB infl
● WDI



Dominica

COVERAGE

1965–2030

UNIT

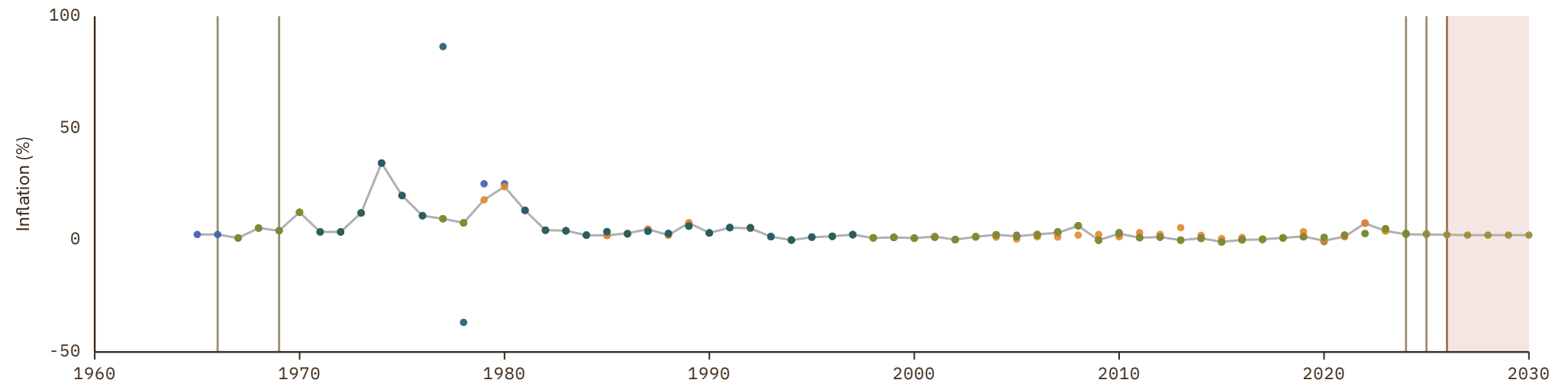
in %

1 Source composition

SOURCE	CODE	TIME SPAN	NOTES
Internl Inst. Social History (2024)	CLIO	1965 - 1966	Replacing using overlapping data in 1967.
World Bank (2024)	WDI	1967 - 1969	Replacing using overlapping data in 1970.
World Bank (2024)	WB	1970 - 2023	Baseline source, overlaps with anchor year 2018.
World Bank (2024)	WDI	2024 - 2024	Replacing using overlapping data in 2025.
International Monetary Fund (2025)	IMF IFS	2025 - 2025	Replacing using overlapping data in 2026.
International Monetary Fund (2025) (forecasts)	IMF WEO forecast	2026 - 2030	Replacing using overlapping data in 2031.

2 Harmonised series

GMD forecast
 — GMD estimate
 | Source change
 ● CLIO
 ● ECLAC
 ● IMF IFS
 ● IMF WEO
 ● IMF WEO forecast
 ● WB GEM
 ● WB infl
 ● WDI
 ● WDI ARC



Dominican Republic

COVERAGE
1942-2030

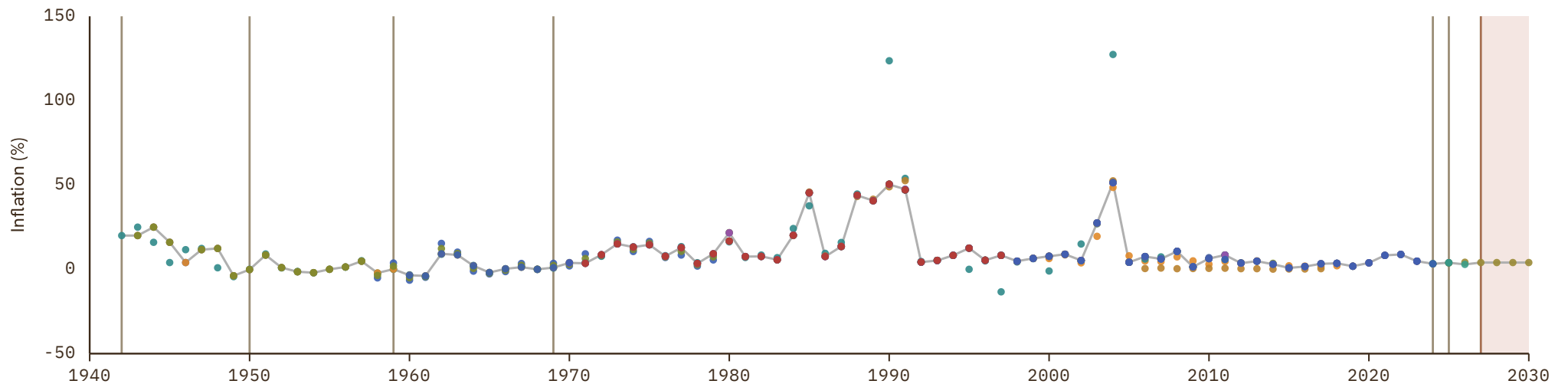
UNIT
in %

1 Source composition

SOURCE	CODE	TIME SPAN	NOTES
Brian Mitchell (2013)	Mitchell	1942 - 1942	Replacing using overlapping data in 1943.
Luis Bértola et al. (2018)	Moxlad	1943 - 1950	Replacing using overlapping data in 1951.
International Monetary Fund (2025)	IMF IFS	1951 - 1959	Replacing using overlapping data in 1960.
World Bank (2024)	WDI	1960 - 1969	Replacing using overlapping data in 1970.
World Bank (2024)	WB	1970 - 2023	Baseline source, overlaps with anchor year 2018.
World Bank (2024)	WDI	2024 - 2024	Replacing using overlapping data in 2025.
World Bank (2026)	WB GEM	2025 - 2026	Replacing using overlapping data in 2027.
International Monetary Fund (2025) (forecasts)	IMF WEO forecast	2027 - 2030	Replacing using overlapping data in 2031.

2 Harmonised series

GMD forecast
 GMD estimate
 Source change
 ● CLIO
 ● ECLAC
 ● IMF IFS
 ● IMF WEO
 ● IMF WEO forecast
 ● Mitchell
 ● Moxlad
 ● RR
 ● SECMCA
 ● SECMCA HIST
 ● WB GEM
 ● WB infl
 ● WDI
 ● WDI ARC



Ecuador

COVERAGE
1939-2030

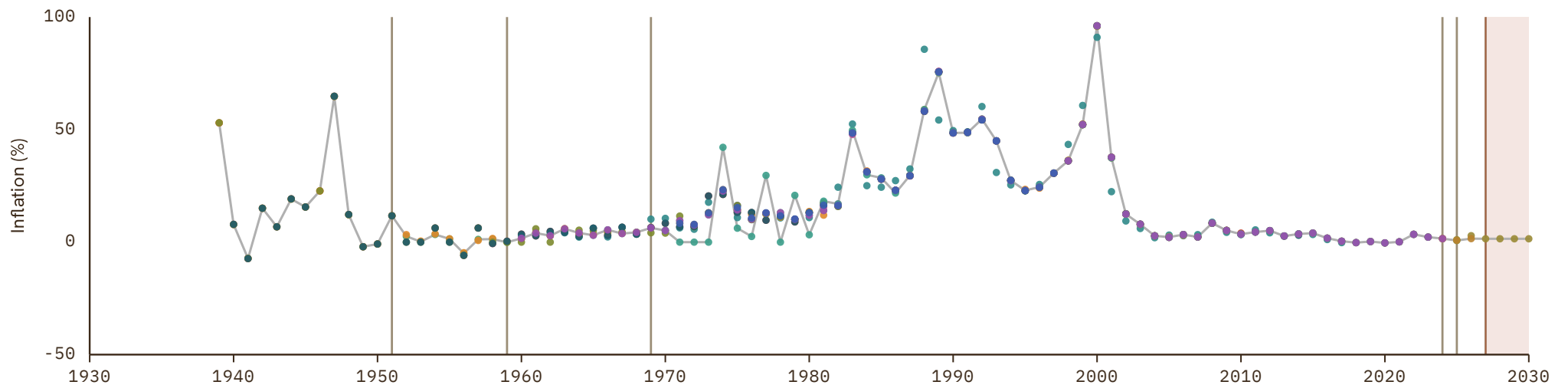
UNIT
in %

1 Source composition

SOURCE	CODE	TIME SPAN	NOTES
Luis Bértola et al. (2018)	Moxlad	1939 - 1951	Replacing using overlapping data in 1952.
International Monetary Fund (2025)	IMF IFS	1952 - 1959	Replacing using overlapping data in 1960.
World Bank (2024)	WDI	1960 - 1969	Replacing using overlapping data in 1970.
World Bank (2024)	WB	1970 - 2023	Baseline source, overlaps with anchor year 2018.
World Bank (2024)	WDI	2024 - 2024	Replacing using overlapping data in 2025.
World Bank (2026)	WB GEM	2025 - 2026	Replacing using overlapping data in 2027.
International Monetary Fund (2025) (forecasts)	IMF WEO forecast	2027 - 2030	Replacing using overlapping data in 2031.

2 Harmonised series

GMD forecast
 GMD estimate
 Source change
 ● BORDO
 ● CLIO
 ● IMF IFS
 ● IMF WEO
 ● IMF WEO forecast
 ● MAFHOLA
 ● Mitchell
 ● Moxlad
 ● RR
 ● WB GEM
 ● WB infl
 ● WDI
 ● WDI ARC



Egypt

COVERAGE
1860–2030

UNIT
in %

1 Source composition

SOURCE	CODE	TIME SPAN	NOTES
Carmen M. Reinhart et al. (2009)	RR	1860 - 1945	Replacing using overlapping data in 1946.
Internl Inst. Social History (2024)	CLIO	1946 - 1946	Replacing using overlapping data in 1947.
Carmen M. Reinhart et al. (2009)	RR	1947 - 1950	Replacing using overlapping data in 1951.
International Monetary Fund (2025)	IMF IFS	1951 - 1959	Replacing using overlapping data in 1960.
World Bank (2024)	WDI	1960 - 1969	Replacing using overlapping data in 1970.
World Bank (2024)	WB	1970 - 2023	Baseline source, overlaps with anchor year 2018.
World Bank (2024)	WDI	2024 - 2024	Replacing using overlapping data in 2025.
World Bank (2026)	WB GEM	2025 - 2026	Replacing using overlapping data in 2027.
International Monetary Fund (2025) (forecasts)	IMF WEO forecast	2027 - 2030	Replacing using overlapping data in 2031.

2 Harmonised series

GMD forecast
 GMD estimate
 | Source change
 ● AMF
 ● BORDO
 ● CLIO
 ● HFS
 ● IMF IFS
 ● IMF WEO
 ● IMF WEO forecast
 ● Mitchell
 ● RR
 ● WB GEM
 ● WB infl
 ● WDI
 ● WDI ARC



El Salvador

COVERAGE
1938-2030

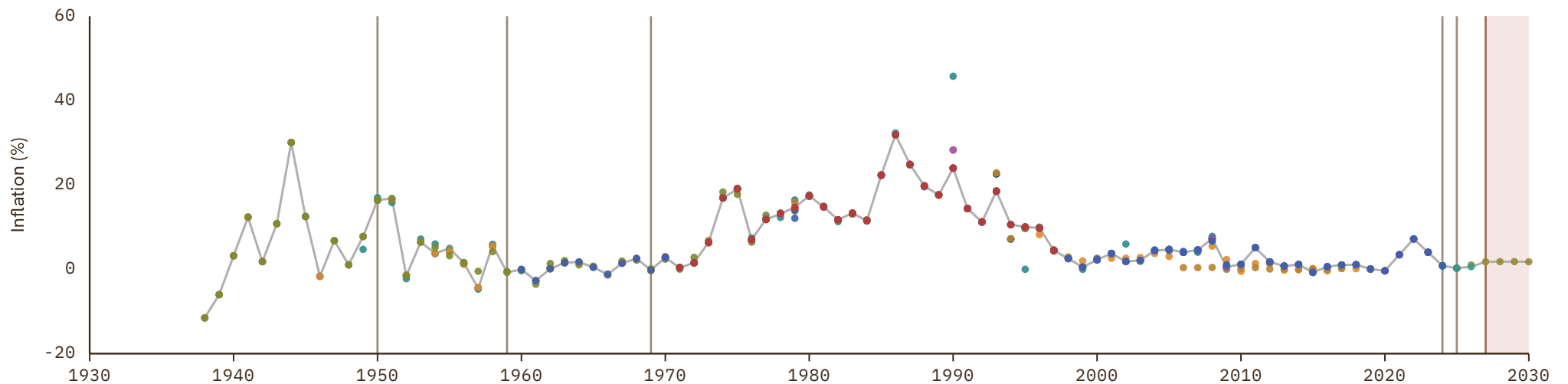
UNIT
in %

1 Source composition

SOURCE	CODE	TIME SPAN	NOTES
Luis Bértola et al. (2018)	Moxlad	1938 - 1950	Replacing using overlapping data in 1951.
International Monetary Fund (2025)	IMF IFS	1951 - 1959	Replacing using overlapping data in 1960.
World Bank (2024)	WDI	1960 - 1969	Replacing using overlapping data in 1970.
World Bank (2024)	WB	1970 - 2023	Baseline source, overlaps with anchor year 2018.
World Bank (2024)	WDI	2024 - 2024	Replacing using overlapping data in 2025.
World Bank (2026)	WB GEM	2025 - 2026	Replacing using overlapping data in 2027.
International Monetary Fund (2025) (forecasts)	IMF WEO forecast	2027 - 2030	Replacing using overlapping data in 2031.

2 Harmonised series

GMD forecast
 GMD estimate
 Source change
 ● CLIO
 ● ECLAC
 ● IMF IFS
 ● IMF WEO
 ● IMF WEO forecast
 ● Mitchell
 ● Moxlad
 ● RR
 ● SECMCA
 ● SECMCA HIST
 ● WB GEM
 ● WB infl
 ● WDI
 ● WDI ARC



Equatorial Guinea

COVERAGE
1970–2030

UNIT
in %

1 Source composition

SOURCE	CODE	TIME SPAN	NOTES
World Bank (2024)	WB	1970 - 2023	Baseline source, overlaps with anchor year 2018.
World Bank (2024)	WDI	2024 - 2024	Replacing using overlapping data in 2025.
International Monetary Fund (2025) (forecasts)	IMF WEO forecast	2025 - 2030	Replacing using overlapping data in 2031.

2 Harmonised series

GMD forecast
 — GMD estimate
 | Source change
 ● CLIO
 ● FRANC ZONE
 ● IMF IFS
 ● IMF WEO
 ● IMF WEO forecast
 ● WB GEM
 ● WB infl
 ● WDI



Eritrea

COVERAGE
1993–2023

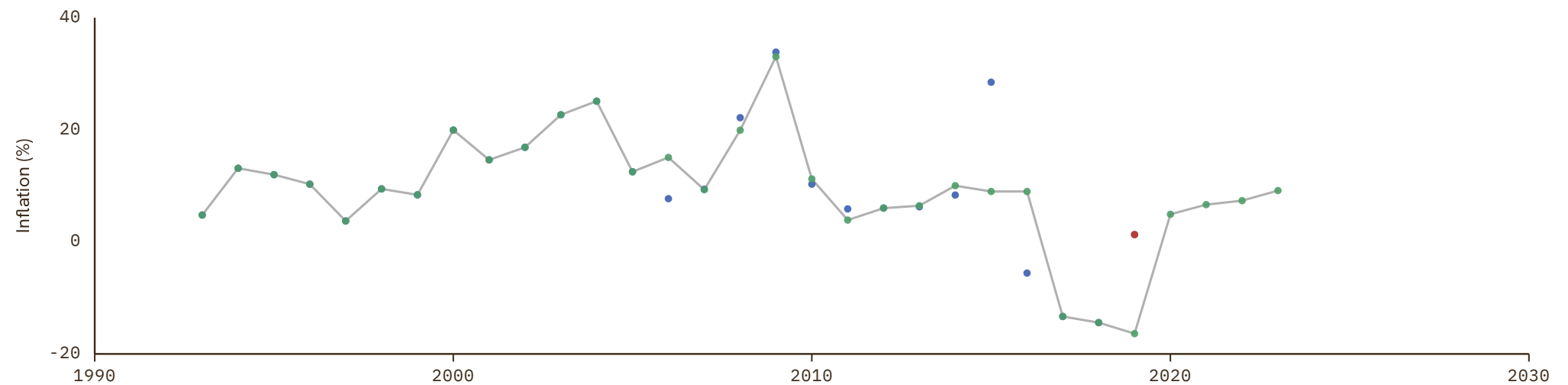
UNIT
in %

1 Source composition

SOURCE	CODE	TIME SPAN	NOTES
World Bank (2024)	WB	1993 - 2023	Baseline source, overlaps with anchor year 2018.

2 Harmonised series

— GMD estimate ● IMF WEO ● IMF WEO forecast ● WB infl



Estonia

COVERAGE
1926-2030

UNIT
in %

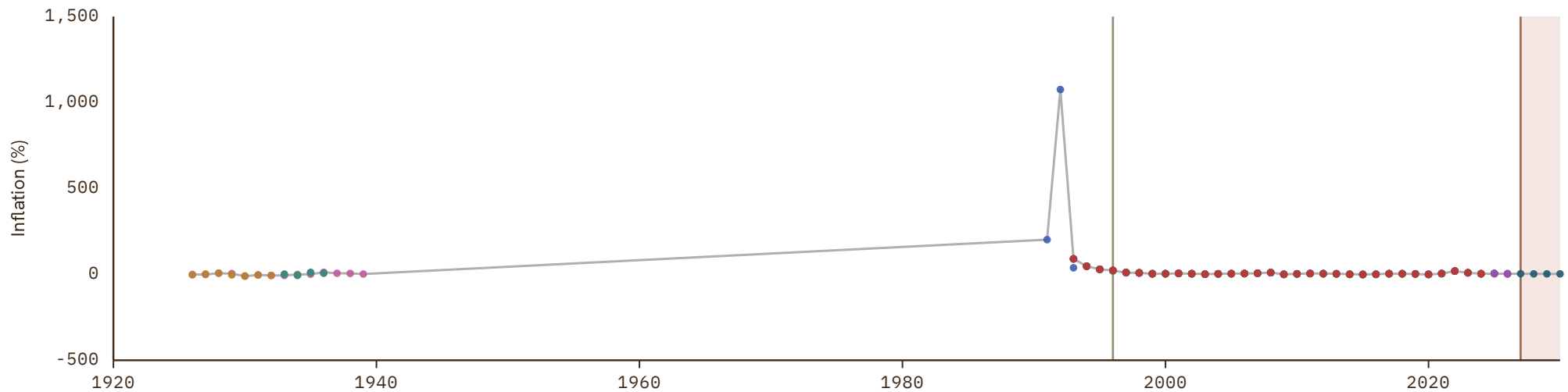
1 Source composition

SOURCE	CODE	TIME SPAN	NOTES
Schuler (2015)	HFS	1926 - 1990	Replacing using overlapping data in 1991.
World Bank (2024)	WB	1991 - 1996	Replacing using overlapping data in 1997.
OECD (2024)	OECD EO	1997 - 2026	Baseline source, overlaps with anchor year 2018.
International Monetary Fund (2025) (forecasts)	IMF WEO forecast	2027 - 2030	Replacing using overlapping data in 2031.

2 Harmonised series

GMD forecast
 GMD estimate
| Source change
● BIS
● CLIO
● EUS
● HFS
● IHD
● IHD 2
● IMF IFS
● IMF WEO
● IMF WEO forecast
● OECD EO

● OECD KEI
● WB GEM
● WB infl
● WDI



Eswatini

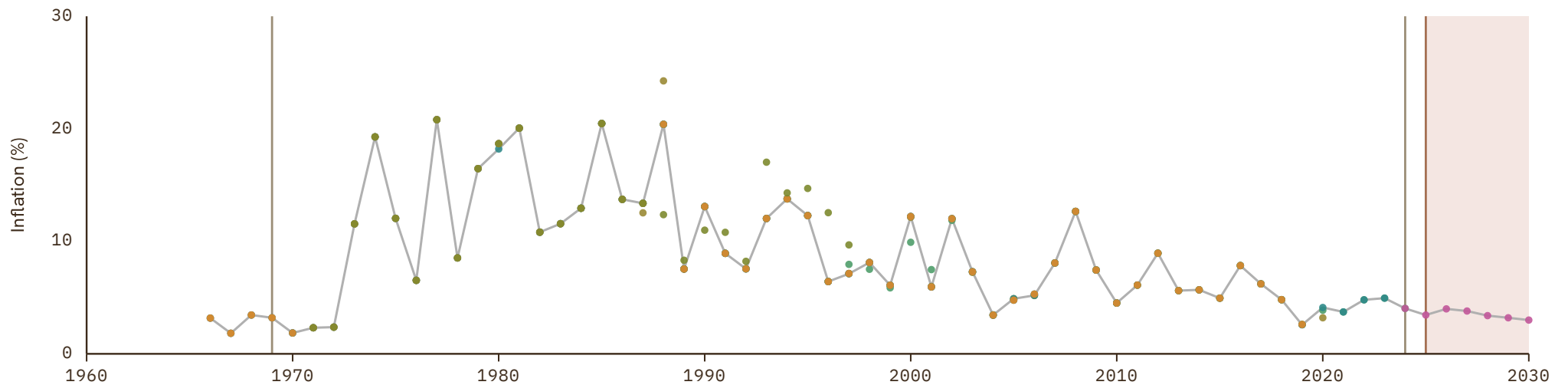
COVERAGE | UNIT
1966-2030 | in %

1 Source composition

SOURCE	CODE	TIME SPAN	NOTES
World Bank (2024)	WDI	1966 - 1969	Replacing using overlapping data in 1970.
World Bank (2024)	WB	1970 - 2023	Baseline source, overlaps with anchor year 2018.
International Monetary Fund (2025)	IMF WEO	2024 - 2024	Replacing using overlapping data in 2025.
International Monetary Fund (2025) (forecasts)	IMF WEO forecast	2025 - 2030	Replacing using overlapping data in 2031.

2 Harmonised series

GMD forecast
 — GMD estimate
| Source change
● CLIO
● IMF IFS
● IMF WEO
● IMF WEO forecast
● WB GEM
● WB infl
● WDI
● WDI ARC



Ethiopia

COVERAGE
1966-2030

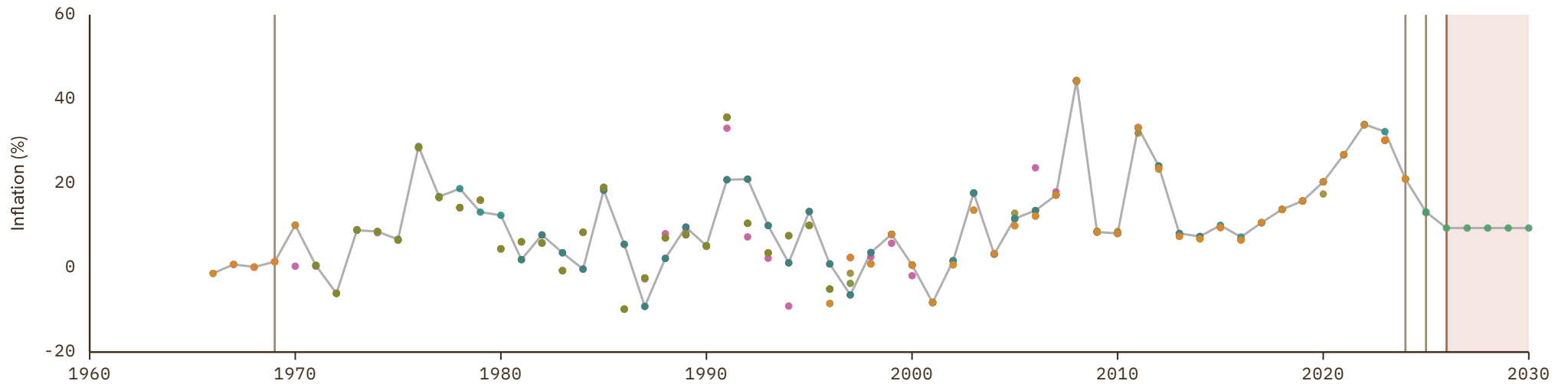
UNIT
in %

1 Source composition

SOURCE	CODE	TIME SPAN	NOTES
World Bank (2024)	WDI	1966 - 1969	Replacing using overlapping data in 1970.
World Bank (2024)	WB	1970 - 2023	Baseline source, overlaps with anchor year 2018.
World Bank (2024)	WDI	2024 - 2024	Replacing using overlapping data in 2025.
International Monetary Fund (2025)	IMF IFS	2025 - 2025	Replacing using overlapping data in 2026.
International Monetary Fund (2025) (forecasts)	IMF WEO forecast	2026 - 2030	Replacing using overlapping data in 2031.

2 Harmonised series

■ GMD forecast
 — GMD estimate
 | Source change
 ● IMF IFS
 ● IMF WEO
 ● IMF WEO forecast
 ● Mitchell
 ● WB GEM
 ● WB infl
 ● WDI
 ● WDI ARC



Fiji

COVERAGE
1961-2030

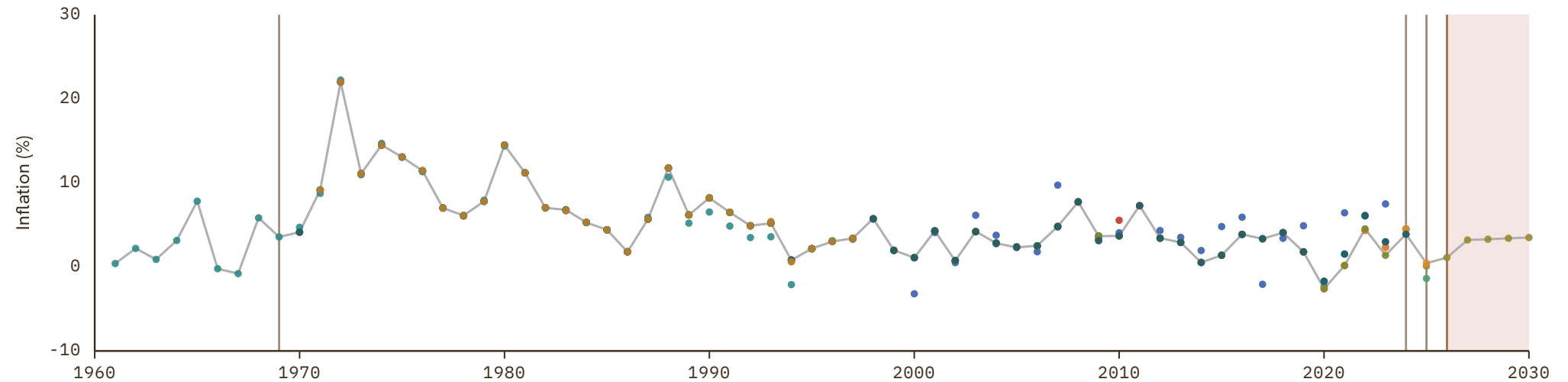
UNIT
in %

1 Source composition

SOURCE	CODE	TIME SPAN	NOTES
Brian Mitchell (2013)	Mitchell	1961 - 1969	Replacing using overlapping data in 1970.
World Bank (2024)	WB	1970 - 2023	Baseline source, overlaps with anchor year 2018.
World Bank (2024)	WDI	2024 - 2024	Replacing using overlapping data in 2025.
World Bank (2026)	WB GEM	2025 - 2025	Replacing using overlapping data in 2026.
International Monetary Fund (2025) (forecasts)	IMF WEO forecast	2026 - 2030	Replacing using overlapping data in 2031.

2 Harmonised series

■ GMD forecast
 — GMD estimate
 Source change
 ● ADB
 ● CLIO
 ● IMF IFS
 ● IMF WEO
 ● IMF WEO forecast
 ● Mitchell
 ● WB GEM
 ● WB infl
 ● WDI
 ● WDI ARC



Finland

COVERAGE
1861-2030

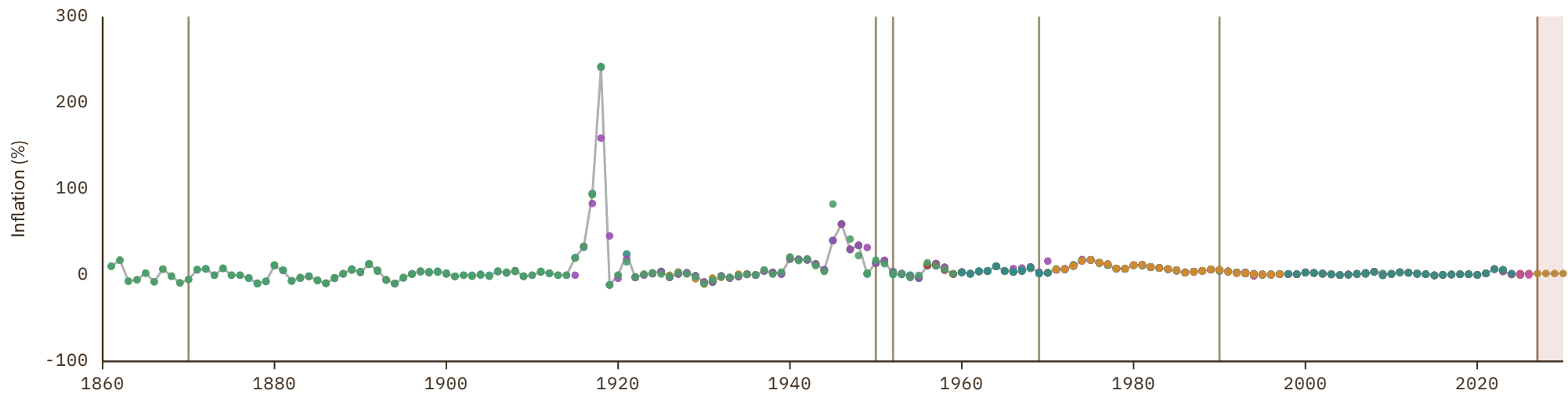
UNIT
in %

1 Source composition

SOURCE	CODE	TIME SPAN	NOTES
Carmen M. Reinhart et al. (2009)	RR	1861 - 1870	Replacing using overlapping data in 1871.
Jordá et al. (2017)	JST	1871 - 1950	Replacing using overlapping data in 1951.
International Monetary Fund (2025)	IMF IFS	1951 - 1952	Replacing using overlapping data in 1953.
Bank for Internl Settlements (2024)	BIS	1953 - 1969	Replacing using overlapping data in 1970.
World Bank (2024)	WB	1970 - 1990	Replacing using overlapping data in 1991.
OECD (2024)	OECD EO	1991 - 2026	Baseline source, overlaps with anchor year 2018.
International Monetary Fund (2025) (forecasts)	IMF WEO forecast	2027 - 2030	Replacing using overlapping data in 2031.

2 Harmonised series

GMD forecast
 GMD estimate
 Source change
 ● BIS
 ● BORDO
 ● CLIO
 ● EUS
 ● HFS
 ● IHD
 ● IHD 2
 ● IMF IFS
 ● IMF WEO
 ● IMF WEO forecast
 ● JST
 ● Mitchell
 ● OECD EO
 ● OECD KEI
 ● RR
 ● WB GEM
 ● WB infl
 ● WDI
 ● WDI ARC



France

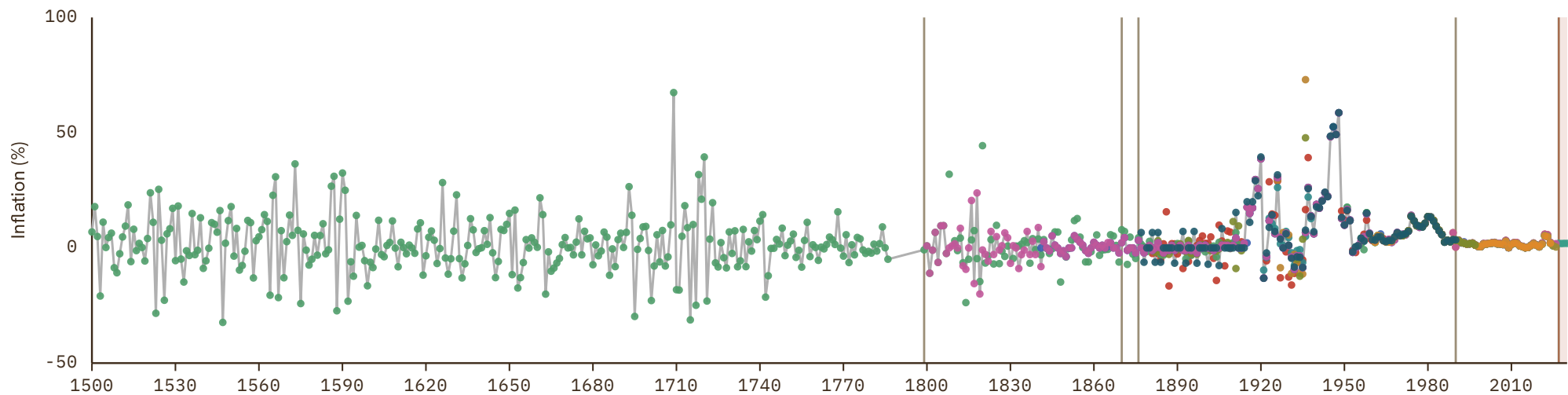
COVERAGE
1500-2030

UNIT
in %

1 Source composition

SOURCE	CODE	TIME SPAN	NOTES
Internl Inst. Social History (2024)	CLIO	1500 - 1799	Replacing using overlapping data in 1800.
Carmen M. Reinhart et al. (2009)	RR	1800 - 1870	Replacing using overlapping data in 1871.
Jordá et al. (2017)	JST	1871 - 1876	Replacing using overlapping data in 1877.
Ngakegni (1991)	CS3 FRA	1877 - 1990	Replacing using overlapping data in 1991.
OECD (2024)	OECD EO	1991 - 2026	Baseline source, overlaps with anchor year 2018.
International Monetary Fund (2025) (forecasts)	IMF WEO forecast	2027 - 2030	Replacing using overlapping data in 2031.

2 Harmonised series



French Guiana

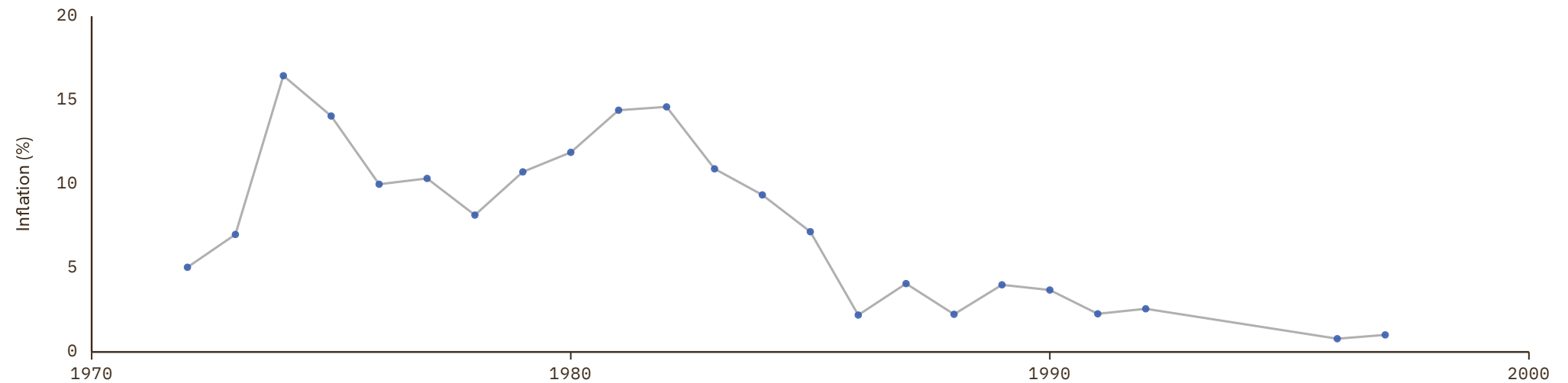
COVERAGE
1972-1997UNIT
in %

1 Source composition

SOURCE	CODE	TIME SPAN	NOTES
World Bank (1999)	WDI ARC	1972 - 1997	Replacing using overlapping data in 1998.

2 Harmonised series

— GMD estimate ● WDI ARC



Gabon

COVERAGE
1960-2030

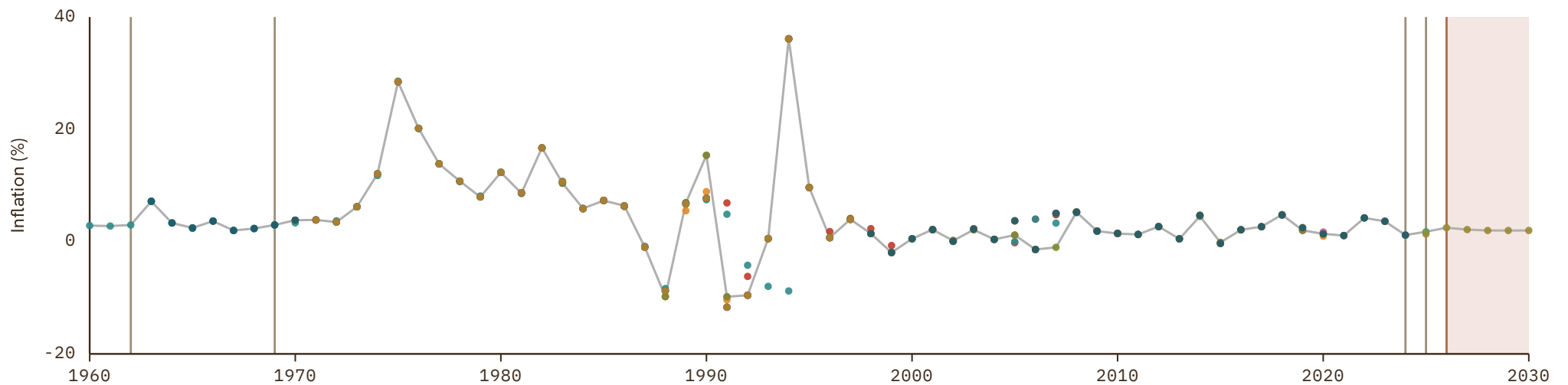
UNIT
in %

1 Source composition

SOURCE	CODE	TIME SPAN	NOTES
Brian Mitchell (2013)	Mitchell	1960 - 1962	Replacing using overlapping data in 1963.
World Bank (2024)	WDI	1963 - 1969	Replacing using overlapping data in 1970.
World Bank (2024)	WB	1970 - 2023	Baseline source, overlaps with anchor year 2018.
World Bank (2024)	WDI	2024 - 2024	Replacing using overlapping data in 2025.
International Monetary Fund (2025)	IMF IFS	2025 - 2025	Replacing using overlapping data in 2026.
International Monetary Fund (2025) (forecasts)	IMF WEO forecast	2026 - 2030	Replacing using overlapping data in 2031.

2 Harmonised series

GMD forecast
 GMD estimate
 Source change
 ● CLIO
 ● FRANC ZONE
 ● IMF IFS
 ● IMF WEO
 ● IMF WEO forecast
 ● Mitchell
 ● WB GEM
 ● WB infl
● WDI
● WDI ARC



Gambia

COVERAGE
1962-2030

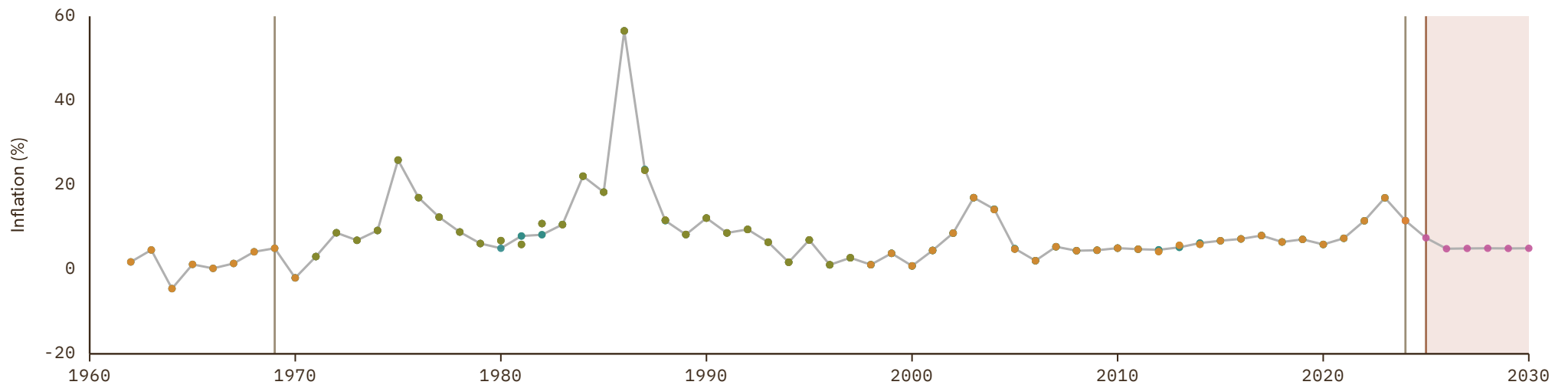
UNIT
in %

1 Source composition

SOURCE	CODE	TIME SPAN	NOTES
World Bank (2024)	WDI	1962 - 1969	Replacing using overlapping data in 1970.
World Bank (2024)	WB	1970 - 2023	Baseline source, overlaps with anchor year 2018.
World Bank (2024)	WDI	2024 - 2024	Replacing using overlapping data in 2025.
International Monetary Fund (2025) (forecasts)	IMF WEO forecast	2025 - 2030	Replacing using overlapping data in 2031.

2 Harmonised series

■ GMD forecast
 — GMD estimate
 Source change
 ● CLIO
 ● IMF IFS
 ● IMF WEO
 ● IMF WEO forecast
 ● WB GEM
 ● WB infl
 ● WDI
 ● WDI ARC



Georgia

COVERAGE
1992-2030

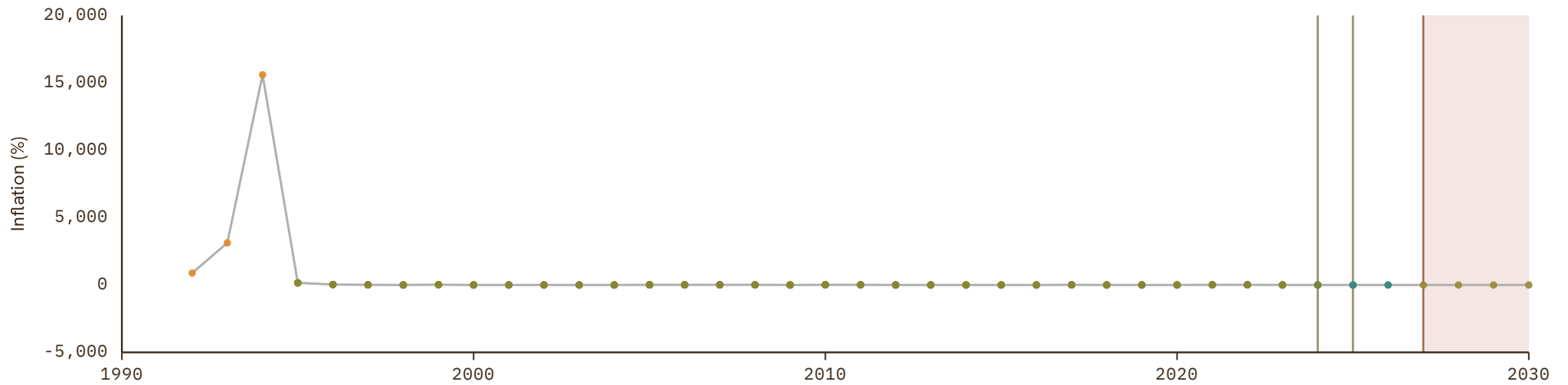
UNIT
in %

1 Source composition

SOURCE	CODE	TIME SPAN	NOTES
World Bank (2024)	WB	1992 - 2023	Baseline source, overlaps with anchor year 2018.
World Bank (2024)	WDI	2024 - 2024	Replacing using overlapping data in 2025.
World Bank (2026)	WB GEM	2025 - 2026	Replacing using overlapping data in 2027.
International Monetary Fund (2025) (forecasts)	IMF WEO forecast	2027 - 2030	Replacing using overlapping data in 2031.

2 Harmonised series

GMD forecast
 — GMD estimate
| Source change
● ADB
● CLIO
● IMF IFS
● IMF WEO
● IMF WEO forecast
● WB GEM
● WB infl
● WDI



German Democratic Republic

COVERAGE

1956–1989

UNIT

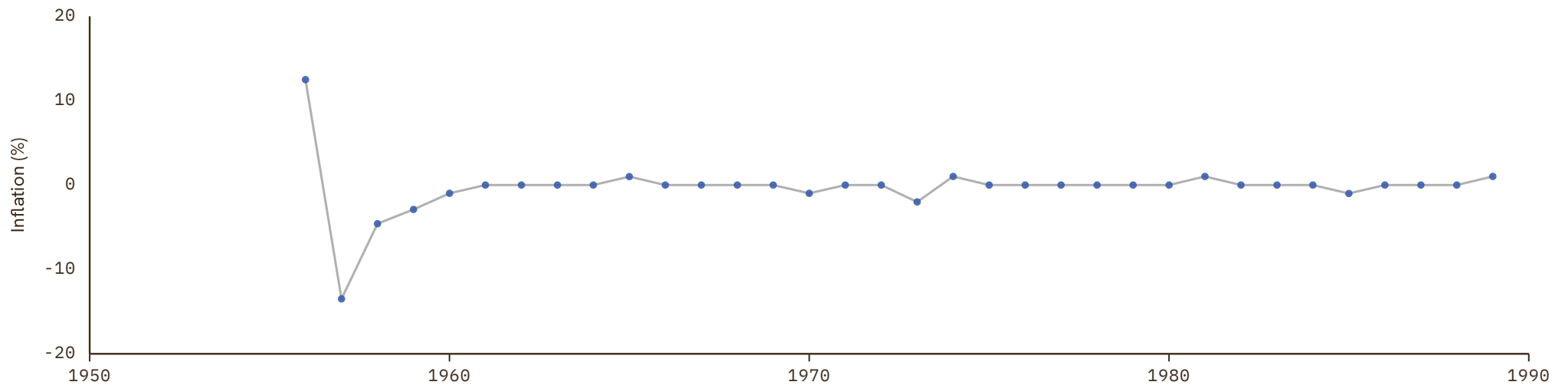
in %

1 Source composition

SOURCE	CODE	TIME SPAN	NOTES
Brian Mitchell (2013)	Mitchell	1956 - 1989	Replacing using overlapping data in 1990.

2 Harmonised series

— GMD estimate ● Mitchell



Germany

COVERAGE
1500-2030

UNIT
in %

1 Source composition

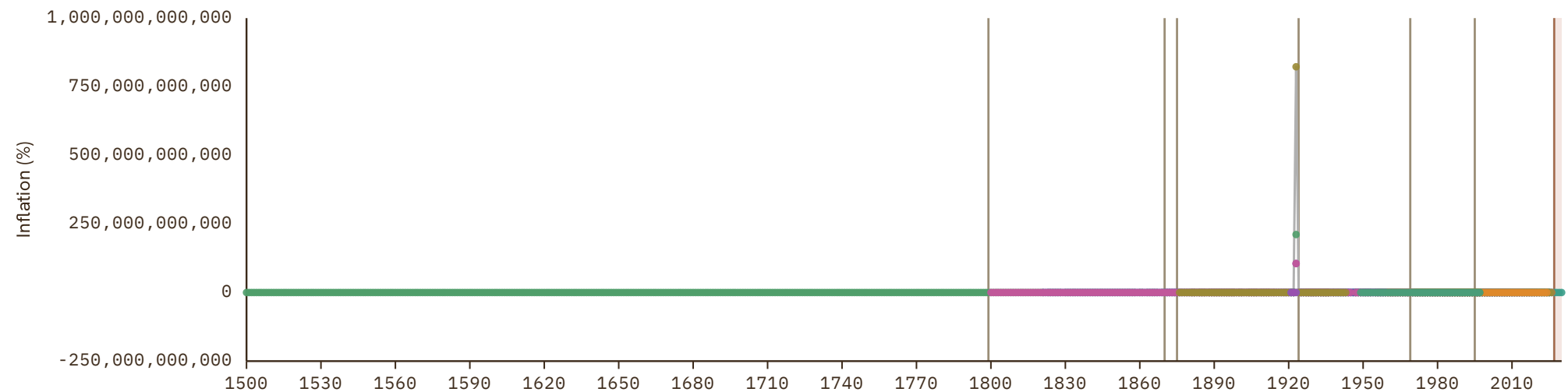
SOURCE	CODE	TIME SPAN	NOTES
Internl Inst. Social History (2024)	CLIO	1500 - 1799	Replacing using overlapping data in 1800.
Carmen M. Reinhart et al. (2009)	RR	1800 - 1870	Replacing using overlapping data in 1871.
Jordá et al. (2017)	JST	1871 - 1875	Replacing using overlapping data in 1876.
Deutsche Bundesbank (1976)	CS2 DEU	1876 - 1924	Replacing using overlapping data in 1925.
Bank for Internl Settlements (2024)	BIS	1925 - 1969	Replacing using overlapping data in 1970.
World Bank (2024)	WB	1970 - 1995	Replacing using overlapping data in 1996.
OECD (2024)	OECD EO	1996 - 2026	Baseline source, overlaps with anchor year 2018.
International Monetary Fund (2025) (forecasts)	IMF WEO forecast	2027 - 2030	Replacing using overlapping data in 2031.

2 Harmonised series

- GMD forecast

 GMD estimate

 Source change
- BIS
 ● BORDO
 ● CLIO
 ● EUS
 ● FZ
 ● HFS
 ● IHD
 ● IHD 2
 ● IMF IFS
 ● IMF WEO
- IMF WEO forecast
 ● JST
 ● Mitchell
 ● OECD EO
 ● OECD KEI
 ● RR
 ● WB GEM
 ● WB infl
 ● WDI
 ● WDI ARC
 ● CS1
 ● CS2
 ● CS4
 ● CS5



Ghana

COVERAGE
1949-2030

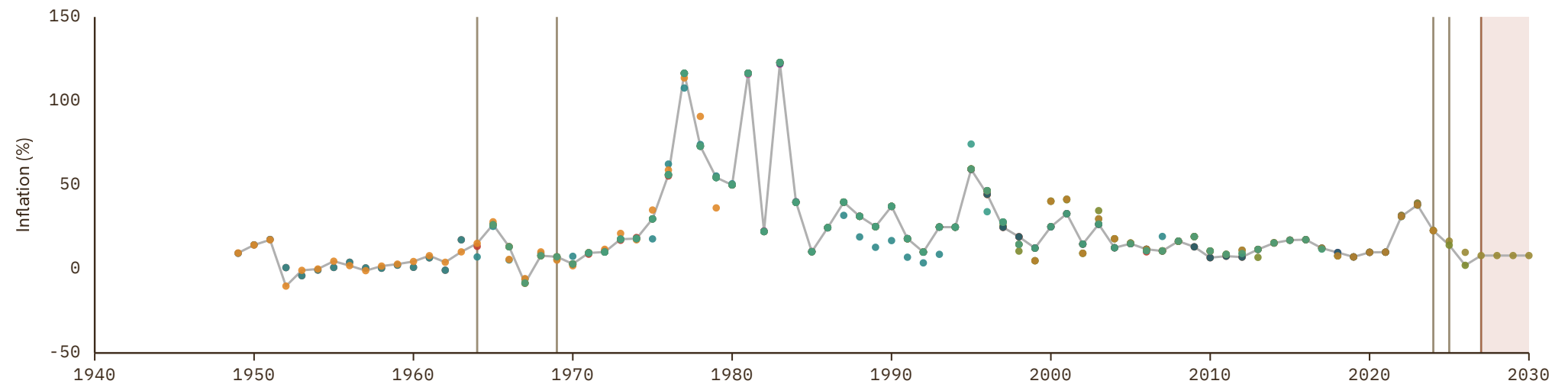
UNIT
in %

1 Source composition

SOURCE	CODE	TIME SPAN	NOTES
Carmen M. Reinhart et al. (2009)	RR	1949 - 1964	Replacing using overlapping data in 1965.
World Bank (2024)	WDI	1965 - 1969	Replacing using overlapping data in 1970.
World Bank (2024)	WB	1970 - 2023	Baseline source, overlaps with anchor year 2018.
World Bank (2024)	WDI	2024 - 2024	Replacing using overlapping data in 2025.
World Bank (2026)	WB GEM	2025 - 2026	Replacing using overlapping data in 2027.
International Monetary Fund (2025) (forecasts)	IMF WEO forecast	2027 - 2030	Replacing using overlapping data in 2031.

2 Harmonised series

GMD forecast
 — GMD estimate
| Source change
● BORDO
● CLIO
● IMF IFS
● IMF WEO
● IMF WEO forecast
● Mitchell
● RR
● WB GEM
● WB infl
● WDI
● WDI ARC
● CS1



Greece

COVERAGE
1834–2030

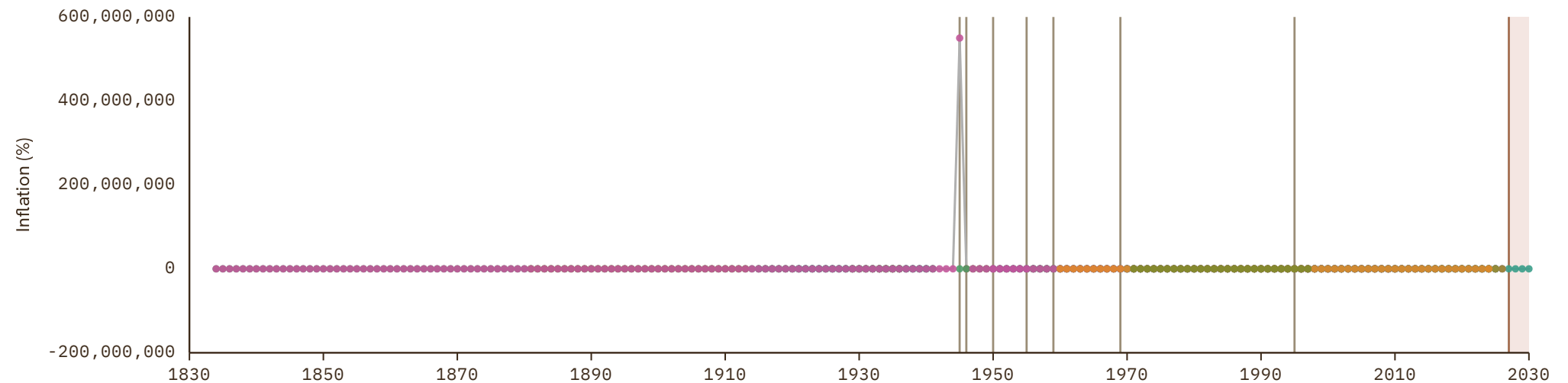
UNIT
in %

1 Source composition

SOURCE	CODE	TIME SPAN	NOTES
Carmen M. Reinhart et al. (2009)	RR	1834 - 1945	Replacing using overlapping data in 1946.
Internl Inst. Social History (2024)	CLIO	1946 - 1946	Replacing using overlapping data in 1947.
Carmen M. Reinhart et al. (2009)	RR	1947 - 1950	Replacing using overlapping data in 1951.
International Monetary Fund (2025)	IMF IFS	1951 - 1955	Replacing using overlapping data in 1956.
OECD (2024)	OECD KEI	1956 - 1959	Replacing using overlapping data in 1960.
Bank for Internl Settlements (2024)	BIS	1960 - 1969	Replacing using overlapping data in 1970.
World Bank (2024)	WB	1970 - 1995	Replacing using overlapping data in 1996.
OECD (2024)	OECD EO	1996 - 2026	Baseline source, overlaps with anchor year 2018.
International Monetary Fund (2025) (forecasts)	IMF WEO forecast	2027 - 2030	Replacing using overlapping data in 2031.

2 Harmonised series

GMD forecast
 GMD estimate
 | Source change
 ● BIS
 ● BORDO
 ● CLIO
 ● EUS
 ● FZ
 ● HFS
 ● IHD
 ● IHD 2
 ● IMF IFS
 ● IMF WEO
 ● IMF WEO forecast
 ● Mitchell
 ● NBS
 ● OECD EO
 ● OECD KEI
 ● RR
 ● WB GEM
 ● WB infl
 ● WDI
 ● WDI ARC



Grenada

COVERAGE
1970-2030

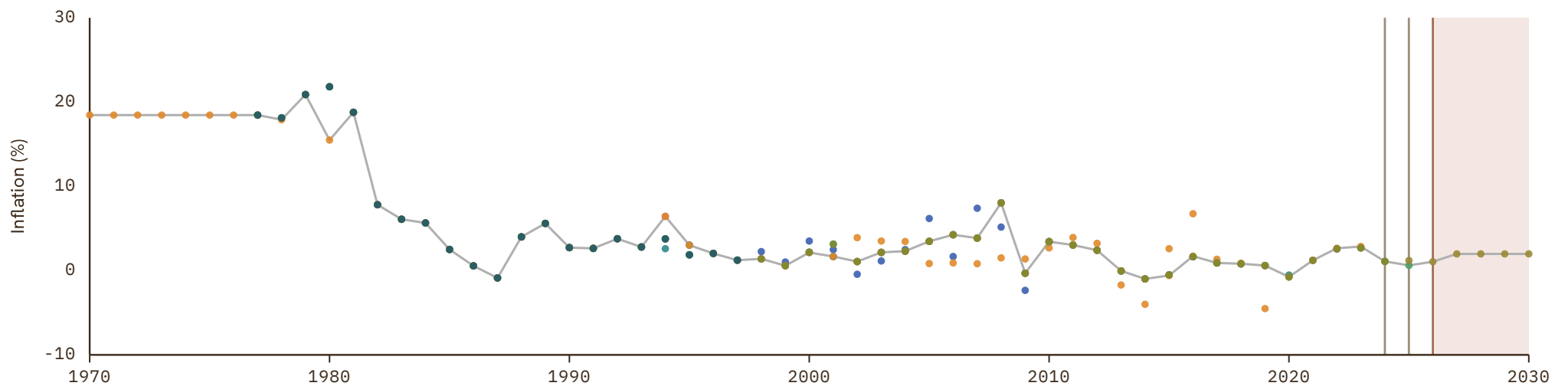
UNIT
in %

1 Source composition

SOURCE	CODE	TIME SPAN	NOTES
World Bank (2024)	WB	1970 - 2023	Baseline source, overlaps with anchor year 2018.
World Bank (2024)	WDI	2024 - 2024	Replacing using overlapping data in 2025.
International Monetary Fund (2025)	IMF IFS	2025 - 2025	Replacing using overlapping data in 2026.
International Monetary Fund (2025) (forecasts)	IMF WEO forecast	2026 - 2030	Replacing using overlapping data in 2031.

2 Harmonised series

GMD forecast
 — GMD estimate
 | Source change
 ● CLIO
 ● ECLAC
 ● IMF IFS
 ● IMF WEO
 ● IMF WEO forecast
 ● WB GEM
 ● WB infl
 ● WDI
 ● WDI ARC



Guatemala

COVERAGE
1938-2030

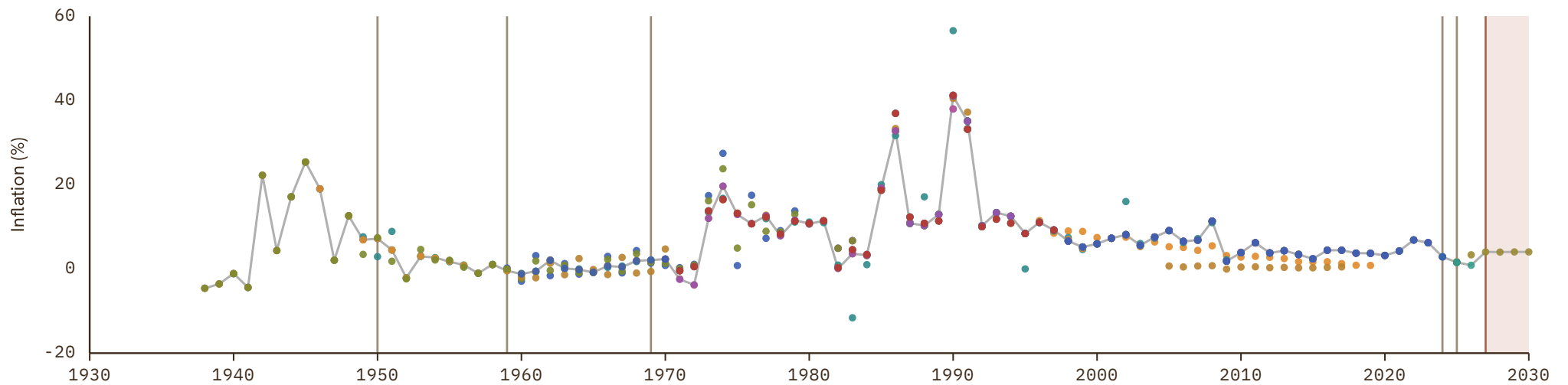
UNIT
in %

1 Source composition

SOURCE	CODE	TIME SPAN	NOTES
Luis Bértola et al. (2018)	Moxlad	1938 - 1950	Replacing using overlapping data in 1951.
International Monetary Fund (2025)	IMF IFS	1951 - 1959	Replacing using overlapping data in 1960.
World Bank (2024)	WDI	1960 - 1969	Replacing using overlapping data in 1970.
World Bank (2024)	WB	1970 - 2023	Baseline source, overlaps with anchor year 2018.
World Bank (2024)	WDI	2024 - 2024	Replacing using overlapping data in 2025.
World Bank (2026)	WB GEM	2025 - 2026	Replacing using overlapping data in 2027.
International Monetary Fund (2025) (forecasts)	IMF WEO forecast	2027 - 2030	Replacing using overlapping data in 2031.

2 Harmonised series

GMD forecast
 GMD estimate
 Source change
 ● CLIO
 ● ECLAC
 ● IMF IFS
 ● IMF WEO
 ● IMF WEO forecast
 ● Mitchell
 ● Moxlad
 ● RR
 ● SECMCA
 ● SECMCA HIST
 ● WB GEM
 ● WB infl
 ● WDI
 ● WDI ARC



Guinea

COVERAGE
1970-2030

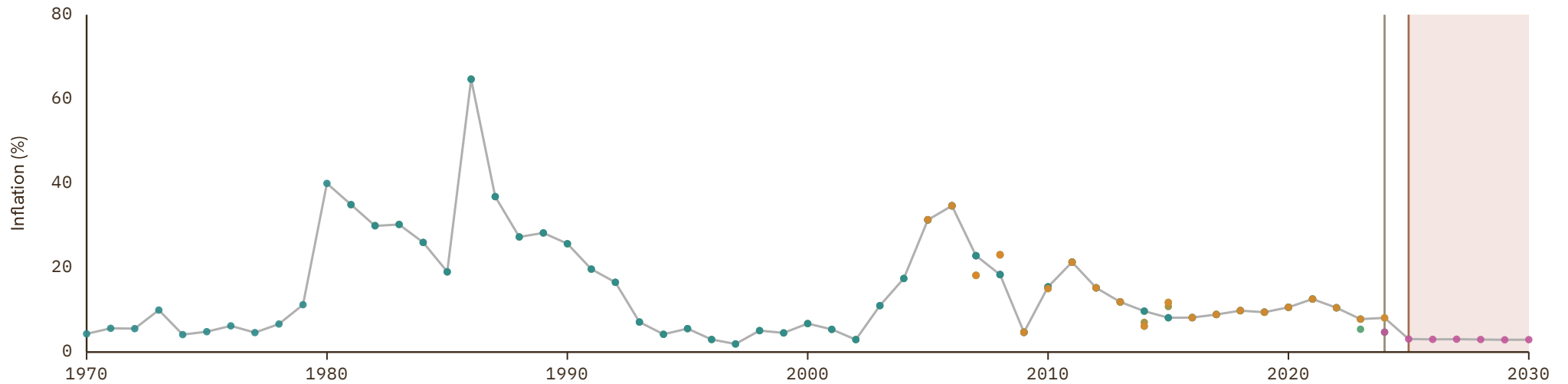
UNIT
in %

1 Source composition

SOURCE	CODE	TIME SPAN	NOTES
World Bank (2024)	WB	1970 - 2023	Baseline source, overlaps with anchor year 2018.
World Bank (2024)	WDI	2024 - 2024	Replacing using overlapping data in 2025.
International Monetary Fund (2025) (forecasts)	IMF WEO forecast	2025 - 2030	Replacing using overlapping data in 2031.

2 Harmonised series

GMD forecast
 — GMD estimate
 | Source change
 ● CLIO
 ● IMF IFS
 ● IMF WEO
 ● IMF WEO forecast
 ● WB GEM
 ● WB infl
 ● WDI



Guinea-Bissau

COVERAGE
1940-2030

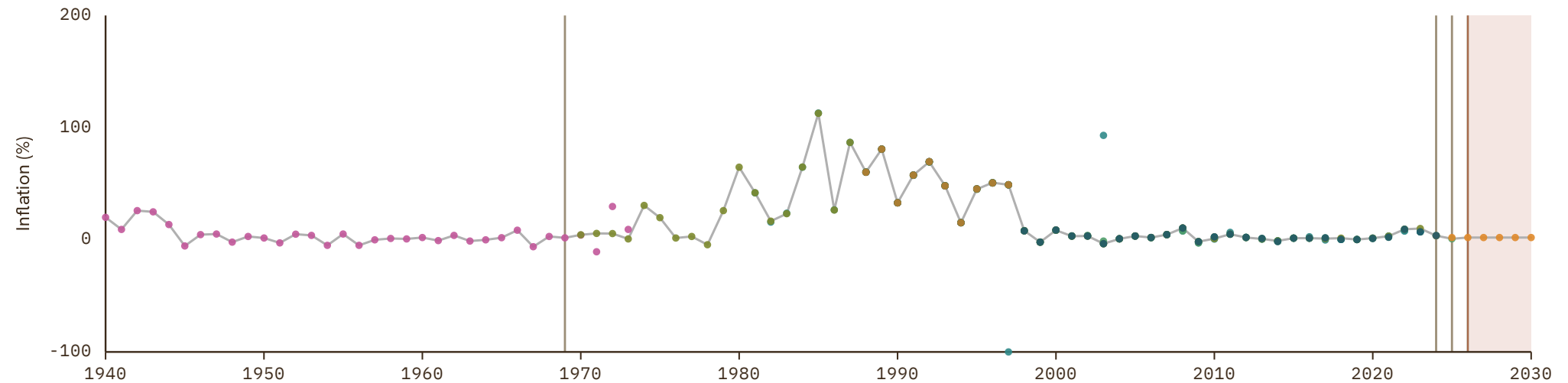
UNIT
in %

1 Source composition

SOURCE	CODE	TIME SPAN	NOTES
Schuler (2015)	HFS	1940 - 1969	Replacing using overlapping data in 1970.
World Bank (2024)	WB	1970 - 2023	Baseline source, overlaps with anchor year 2018.
BCEAO (2024)	BCEAO	2024 - 2024	Replacing using overlapping data in 2025.
International Monetary Fund (2025)	IMF IFS	2025 - 2025	Replacing using overlapping data in 2026.
International Monetary Fund (2025) (forecasts)	IMF WEO forecast	2026 - 2030	Replacing using overlapping data in 2031.

2 Harmonised series

■ GMD forecast
 — GMD estimate
 Source change
 ● BCEAO
 ● CLIO
 ● FRANC ZONE
 ● HFS
 ● IMF IFS
 ● IMF WEO
 ● IMF WEO forecast
 ● WB infl
 ● WDI
 ● WDI ARC



Guyana

COVERAGE
1943-2030

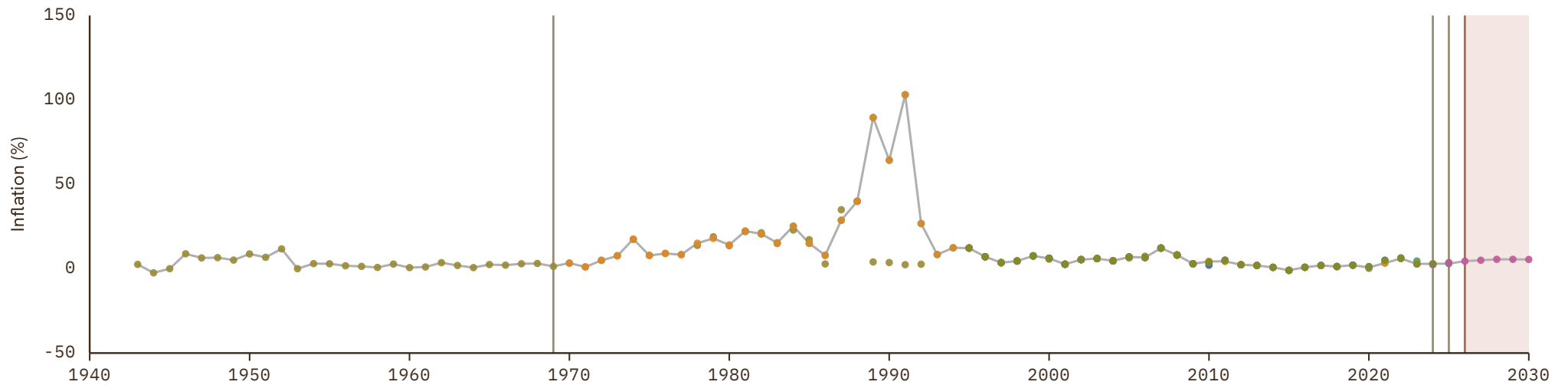
UNIT
in %

1 Source composition

SOURCE	CODE	TIME SPAN	NOTES
Brian Mitchell (2013)	Mitchell	1943 - 1969	Replacing using overlapping data in 1970.
World Bank (2024)	WB	1970 - 2023	Baseline source, overlaps with anchor year 2018.
World Bank (2024)	WDI	2024 - 2024	Replacing using overlapping data in 2025.
International Monetary Fund (2025)	IMF IFS	2025 - 2025	Replacing using overlapping data in 2026.
International Monetary Fund (2025) (forecasts)	IMF WEO forecast	2026 - 2030	Replacing using overlapping data in 2031.

2 Harmonised series

■ GMD forecast
 — GMD estimate
 Source change
 ● CLIO
 ● IMF IFS
 ● IMF WEO
 ● IMF WEO forecast
 ● Mitchell
 ● WB GEM
 ● WB infl
 ● WDI



Haiti

COVERAGE
1949-2030

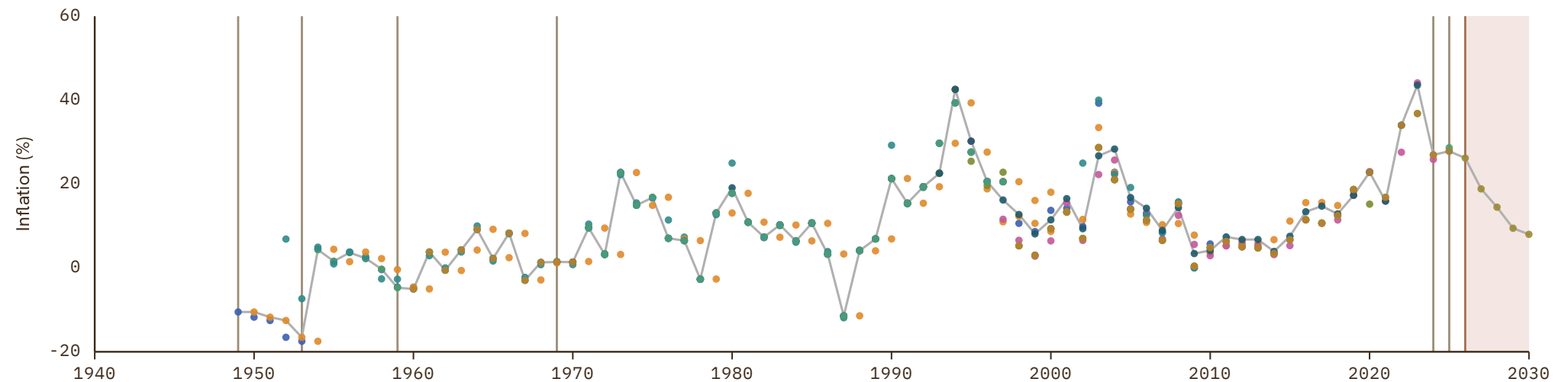
UNIT
in %

1 Source composition

SOURCE	CODE	TIME SPAN	NOTES
Internl Inst. Social History (2024)	CLIO	1949 - 1949	Replacing using overlapping data in 1950.
Luis Bértola et al. (2018)	Moxlad	1950 - 1953	Replacing using overlapping data in 1954.
International Monetary Fund (2025)	IMF IFS	1954 - 1959	Replacing using overlapping data in 1960.
World Bank (2024)	WDI	1960 - 1969	Replacing using overlapping data in 1970.
World Bank (2024)	WB	1970 - 2023	Baseline source, overlaps with anchor year 2018.
World Bank (2024)	WDI	2024 - 2024	Replacing using overlapping data in 2025.
International Monetary Fund (2025)	IMF WEO	2025 - 2025	Replacing using overlapping data in 2026.
International Monetary Fund (2025) (forecasts)	IMF WEO forecast	2026 - 2030	Replacing using overlapping data in 2031.

2 Harmonised series

GMD forecast
 GMD estimate
 Source change
 ● CLIO
 ● ECLAC
 ● IMF IFS
 ● IMF WEO
 ● IMF WEO forecast
 ● Mitchell
 ● Moxlad
 ● WB GEM
 ● WB infl
 ● WDI
 ● WDI ARC



Honduras

COVERAGE
1936-2030

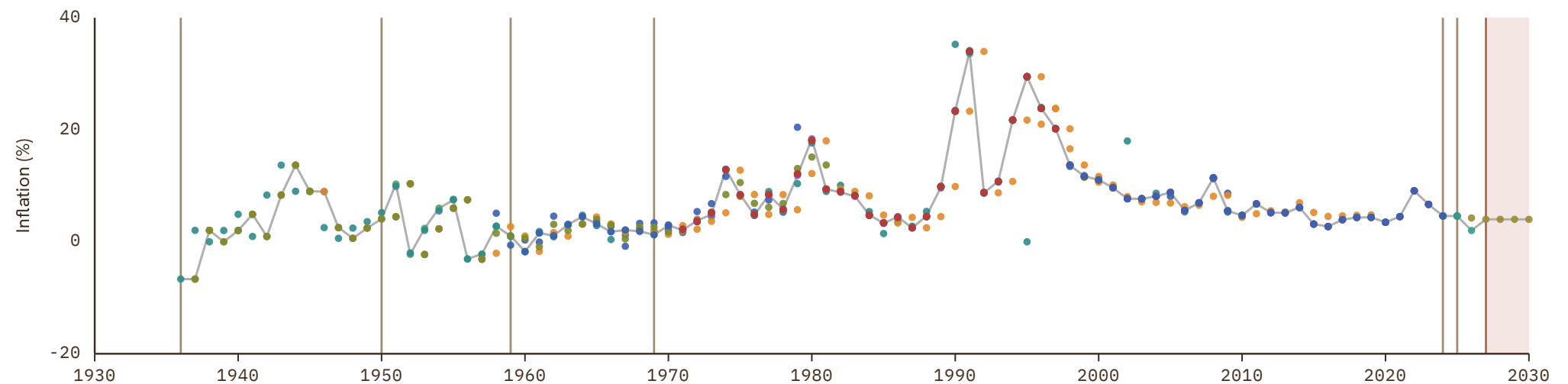
UNIT
in %

1 Source composition

SOURCE	CODE	TIME SPAN	NOTES
Brian Mitchell (2013)	Mitchell	1936 - 1936	Replacing using overlapping data in 1937.
Luis Bértola et al. (2018)	Moxlad	1937 - 1950	Replacing using overlapping data in 1951.
International Monetary Fund (2025)	IMF IFS	1951 - 1959	Replacing using overlapping data in 1960.
World Bank (2024)	WDI	1960 - 1969	Replacing using overlapping data in 1970.
World Bank (2024)	WB	1970 - 2023	Baseline source, overlaps with anchor year 2018.
World Bank (2024)	WDI	2024 - 2024	Replacing using overlapping data in 2025.
World Bank (2026)	WB GEM	2025 - 2026	Replacing using overlapping data in 2027.
International Monetary Fund (2025) (forecasts)	IMF WEO forecast	2027 - 2030	Replacing using overlapping data in 2031.

2 Harmonised series

■ GMD forecast
 — GMD estimate
 | Source change
 ● CLIO
 ● ECLAC
 ● IMF IFS
 ● IMF WEO
 ● IMF WEO forecast
 ● Mitchell
 ● Moxlad
 ● RR
 ● SECMCA
 ● SECMCA HIST
 ● WB GEM
 ● WB infl
 ● WDI
 ● WDI ARC



Hong Kong

COVERAGE
1948-2030

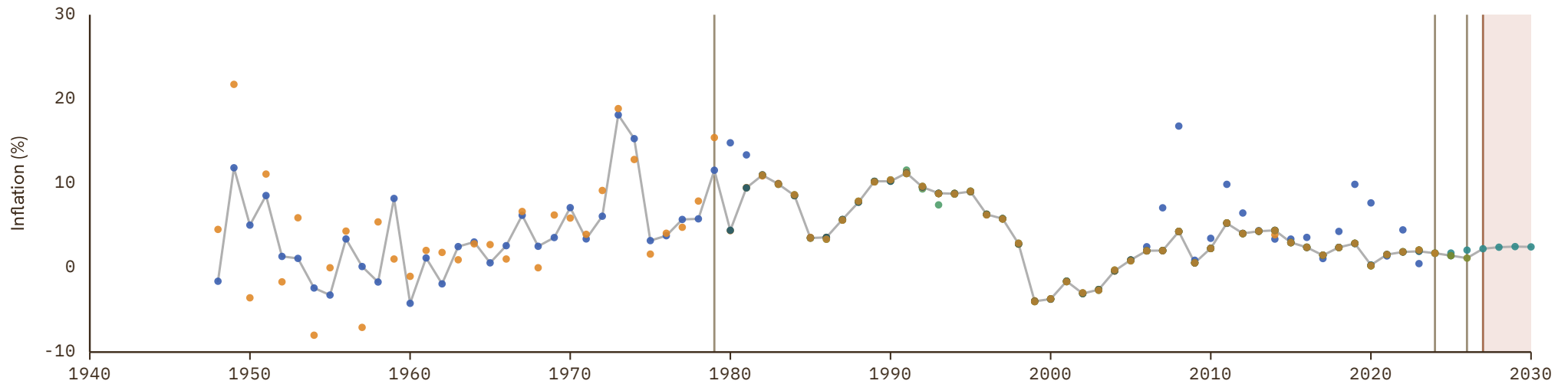
UNIT
in %

1 Source composition

SOURCE	CODE	TIME SPAN	NOTES
Bank for Internl Settlements (2024)	BIS	1948 - 1979	Replacing using overlapping data in 1980.
World Bank (2024)	WB	1980 - 2023	Baseline source, overlaps with anchor year 2018.
Bank for Internl Settlements (2024)	BIS	2024 - 2025	Replacing using overlapping data in 2026.
World Bank (2026)	WB GEM	2026 - 2026	Replacing using overlapping data in 2027.
International Monetary Fund (2025) (forecasts)	IMF WEO forecast	2027 - 2030	Replacing using overlapping data in 2031.

2 Harmonised series

GMD forecast
 — GMD estimate
 | Source change
 ● ADB
 ● BIS
 ● BORDO
 ● IMF IFS
 ● IMF WEO
 ● IMF WEO forecast
 ● RR
 ● WB GEM
 ● WB infl
 ● WDI



Hungary

COVERAGE
1924-2030

UNIT
in %

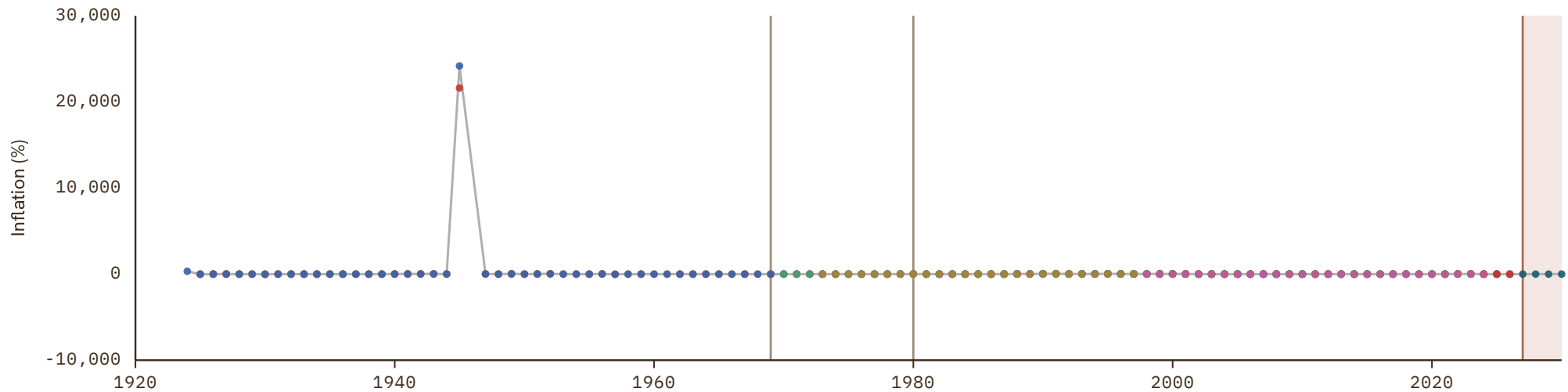
1 Source composition

SOURCE	CODE	TIME SPAN	NOTES
Carmen M. Reinhart et al. (2009)	RR	1924 - 1969	Replacing using overlapping data in 1970.
World Bank (2024)	WB	1970 - 1980	Replacing using overlapping data in 1981.
OECD (2024)	OECD EO	1981 - 2026	Baseline source, overlaps with anchor year 2018.
International Monetary Fund (2025) (forecasts)	IMF WEO forecast	2027 - 2030	Replacing using overlapping data in 2031.

2 Harmonised series

GMD forecast
 — GMD estimate
| Source change
● BIS
● CLIO
● EUS
● HFS
● IHD
● IHD 2
● IMF IFS
● IMF WEO
● IMF WEO forecast
● Mitchell

● OECD EO
● OECD KEI
● RR
● WB GEM
● WB infl
● WDI
● WDI ARC



Iceland

COVERAGE
1850-2030

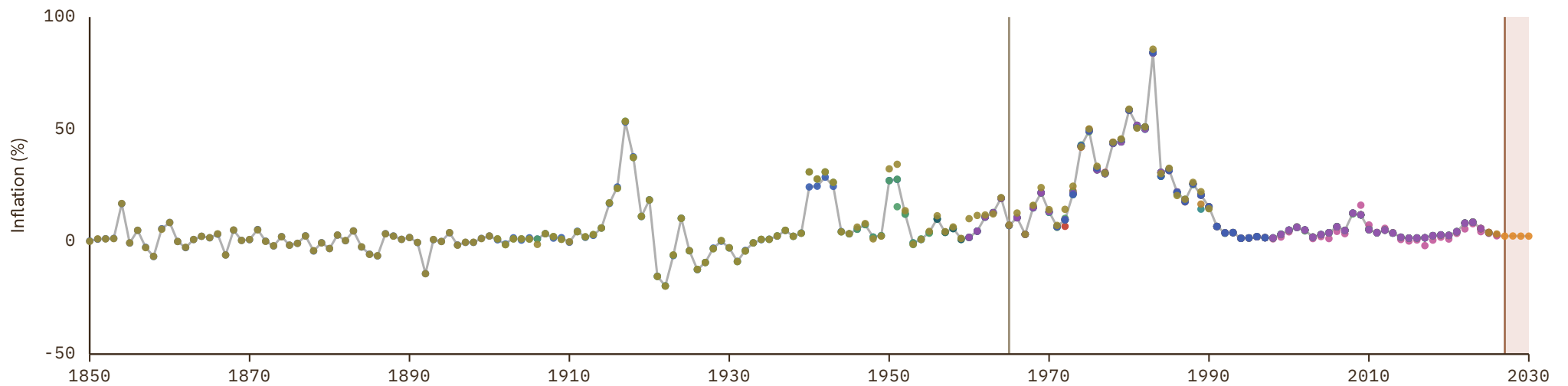
UNIT
in %

1 Source composition

SOURCE	CODE	TIME SPAN	NOTES
Bank for Internl Settlements (2024)	BIS	1850 - 1965	Replacing using overlapping data in 1966.
OECD (2024)	OECD EO	1966 - 2026	Baseline source, overlaps with anchor year 2018.
International Monetary Fund (2025) (forecasts)	IMF WEO forecast	2027 - 2030	Replacing using overlapping data in 2031.

2 Harmonised series

GMD forecast
 GMD estimate
 Source change
 ● BIS
 ● BORDO
 ● CLIO
 ● EUS
 ● IMF IFS
 ● IMF WEO
 ● IMF WEO forecast
 ● OECD EO
 ● OECD KEI
 ● WB GEM
 ● WB infl
 ● WDI
 ● WDI ARC
 ● CS2



India

COVERAGE
1801-2030

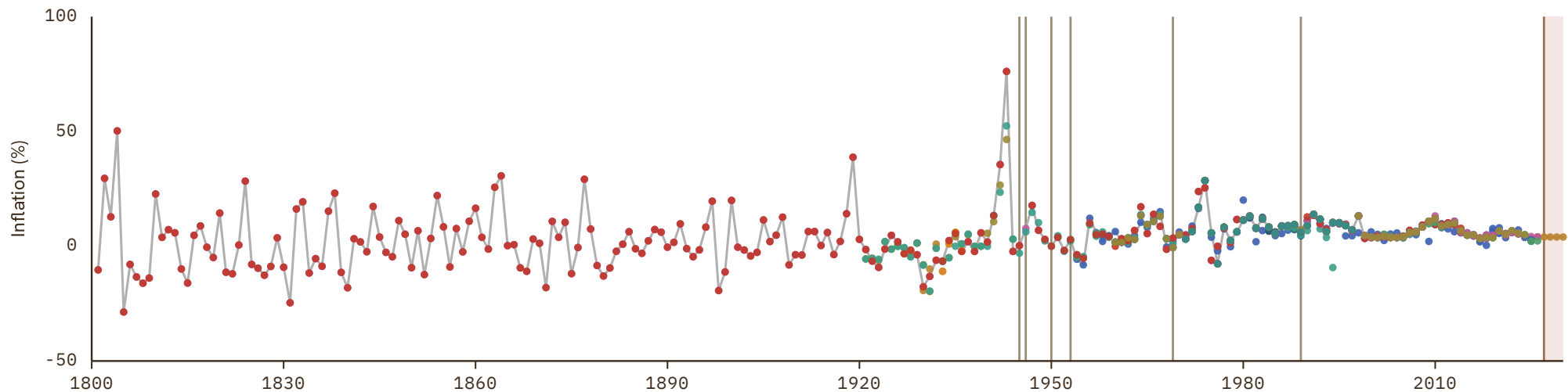
UNIT
in %

1 Source composition

SOURCE	CODE	TIME SPAN	NOTES
Carmen M. Reinhart et al. (2009)	RR	1801 - 1945	Replacing using overlapping data in 1946.
Internl Inst. Social History (2024)	CLIO	1946 - 1946	Replacing using overlapping data in 1947.
Carmen M. Reinhart et al. (2009)	RR	1947 - 1950	Replacing using overlapping data in 1951.
International Monetary Fund (2025)	IMF IFS	1951 - 1953	Replacing using overlapping data in 1954.
Bank for Internl Settlements (2024)	BIS	1954 - 1969	Replacing using overlapping data in 1970.
World Bank (2024)	WB	1970 - 1989	Replacing using overlapping data in 1990.
OECD (2024)	OECD EO	1990 - 2026	Baseline source, overlaps with anchor year 2018.
International Monetary Fund (2025) (forecasts)	IMF WEO forecast	2027 - 2030	Replacing using overlapping data in 2031.

2 Harmonised series

GMD forecast
 GMD estimate
 Source change
 ● ADB
 ● BIS
 ● BORDO
 ● CLIO
 ● HFS
 ● IHD
 ● IHD 2
 ● IMF IFS
 ● IMF WEO
 ● IMF WEO forecast
 ● Mitchell
 ● OECD EO
 ● OECD KEI
 ● RR
 ● WB GEM
 ● WB infl
 ● WDI
 ● WDI ARC



Indonesia

COVERAGE
1819-2030

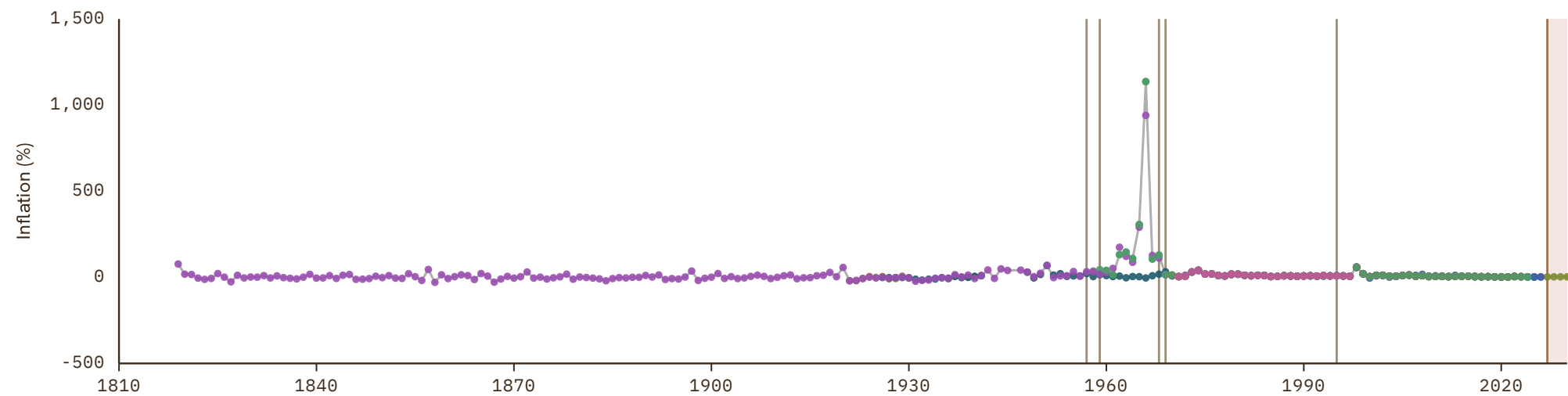
UNIT
in %

1 Source composition

SOURCE	CODE	TIME SPAN	NOTES
Carmen M. Reinhart et al. (2009)	RR	1819 - 1957	Replacing using overlapping data in 1958.
International Monetary Fund (2025)	IMF IFS	1958 - 1959	Replacing using overlapping data in 1960.
World Bank (2024)	WDI	1960 - 1968	Replacing using overlapping data in 1969.
OECD (2024)	OECD KEI	1969 - 1969	Replacing using overlapping data in 1970.
World Bank (2024)	WB	1970 - 1995	Replacing using overlapping data in 1996.
OECD (2024)	OECD EO	1996 - 2026	Baseline source, overlaps with anchor year 2018.
International Monetary Fund (2025) (forecasts)	IMF WEO forecast	2027 - 2030	Replacing using overlapping data in 2031.

2 Harmonised series

GMD forecast
 GMD estimate
 Source change
● ADB
● BIS
● BORDO
● CLIO
● HFS
● IMF IFS
● IMF WEO
● IMF WEO forecast
● Mitchell
● OECD EO
● OECD KEI
● RR
● WB GEM
● WB infl
● WDI
● WDI ARC



Iran

COVERAGE
1939-2030

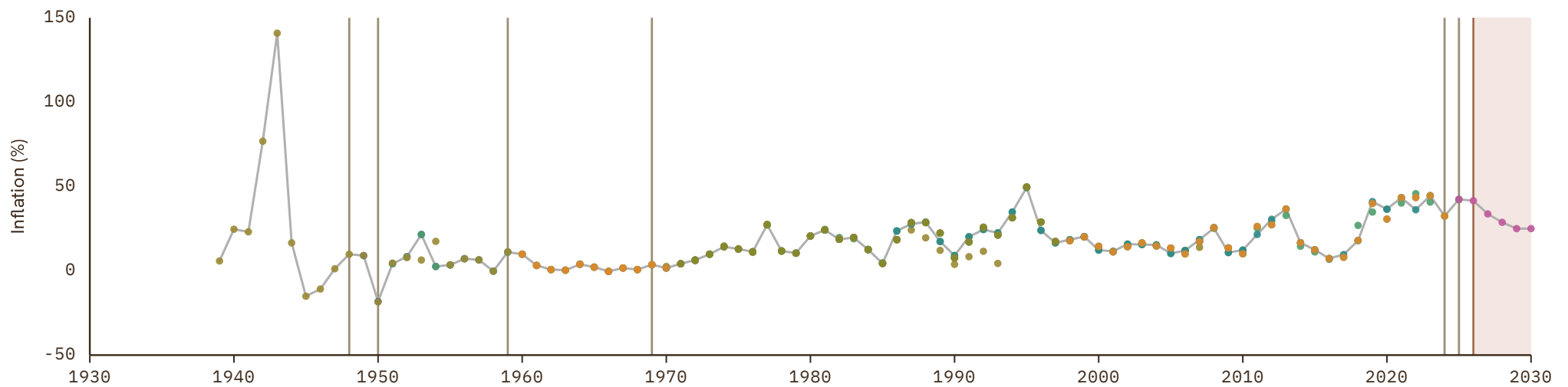
UNIT
in %

1 Source composition

SOURCE	CODE	TIME SPAN	NOTES
Brian Mitchell (2013)	Mitchell	1939 - 1948	Replacing using overlapping data in 1949.
Internl Inst. Social History (2024)	CLIO	1949 - 1950	Replacing using overlapping data in 1951.
International Monetary Fund (2025)	IMF IFS	1951 - 1959	Replacing using overlapping data in 1960.
World Bank (2024)	WDI	1960 - 1969	Replacing using overlapping data in 1970.
World Bank (2024)	WB	1970 - 2023	Baseline source, overlaps with anchor year 2018.
World Bank (2024)	WDI	2024 - 2024	Replacing using overlapping data in 2025.
International Monetary Fund (2025)	IMF WEO	2025 - 2025	Replacing using overlapping data in 2026.
International Monetary Fund (2025) <i>(forecasts)</i>	IMF WEO forecast	2026 - 2030	Replacing using overlapping data in 2031.

2 Harmonised series

GMD forecast
 — GMD estimate
 | Source change
 ● CLIO
 ● IMF IFS
 ● IMF WEO
 ● IMF WEO forecast
 ● Mitchell
 ● WB infl
 ● WDI
 ● WDI ARC



Iraq

COVERAGE
1946–2030

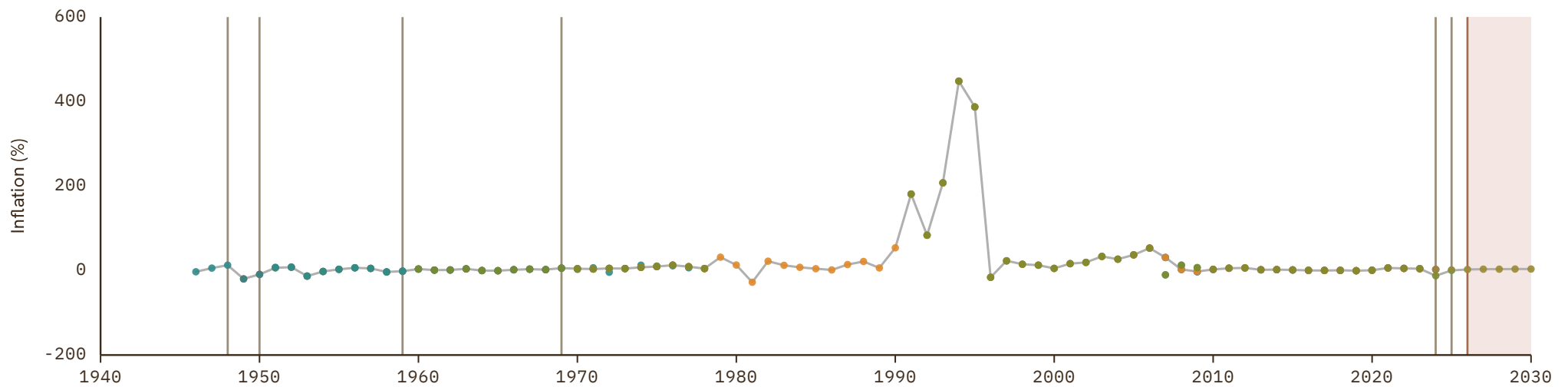
UNIT
in %

1 Source composition

SOURCE	CODE	TIME SPAN	NOTES
Brian Mitchell (2013)	Mitchell	1946 - 1948	Replacing using overlapping data in 1949.
Internl Inst. Social History (2024)	CLIO	1949 - 1950	Replacing using overlapping data in 1951.
International Monetary Fund (2025)	IMF IFS	1951 - 1959	Replacing using overlapping data in 1960.
World Bank (2024)	WDI	1960 - 1969	Replacing using overlapping data in 1970.
World Bank (2024)	WB	1970 - 2023	Baseline source, overlaps with anchor year 2018.
World Bank (2024)	WDI	2024 - 2024	Replacing using overlapping data in 2025.
International Monetary Fund (2025)	IMF IFS	2025 - 2025	Replacing using overlapping data in 2026.
International Monetary Fund (2025) <i>(forecasts)</i>	IMF WEO forecast	2026 - 2030	Replacing using overlapping data in 2031.

2 Harmonised series

GMD forecast
 — GMD estimate
| Source change
● AMF
● CLIO
● IMF IFS
● IMF WEO
● IMF WEO forecast
● Mitchell
● WB infl
● WDI



Ireland

COVERAGE
1922-2030

UNIT
in %

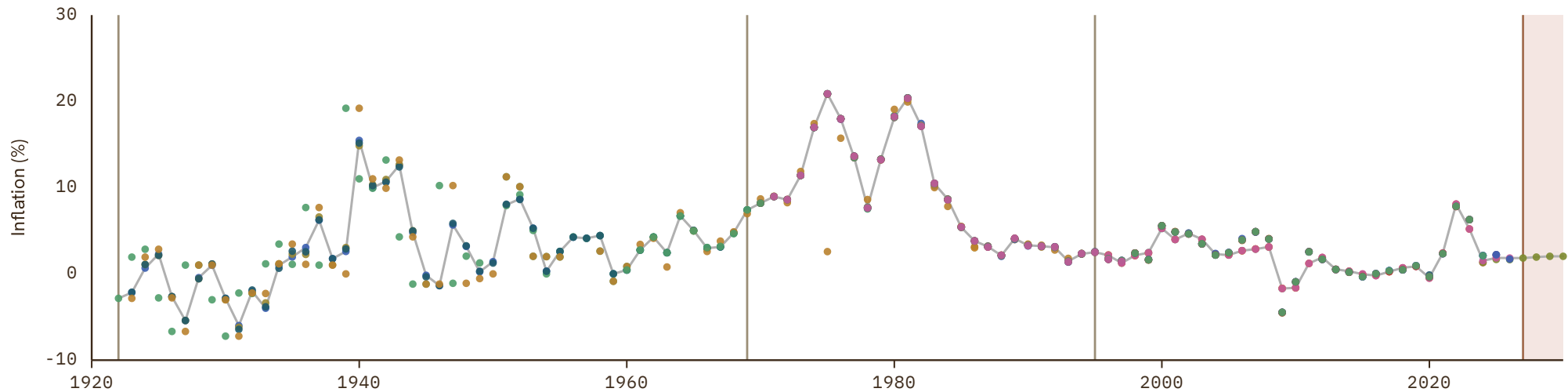
1 Source composition

SOURCE	CODE	TIME SPAN	NOTES
Internl Inst. Social History (2024)	CLIO	1922 - 1922	Replacing using overlapping data in 1923.
Bank for Internl Settlements (2024)	BIS	1923 - 1969	Replacing using overlapping data in 1970.
World Bank (2024)	WB	1970 - 1995	Replacing using overlapping data in 1996.
OECD (2024)	OECD EO	1996 - 2026	Baseline source, overlaps with anchor year 2018.
International Monetary Fund (2025) (forecasts)	IMF WEO forecast	2027 - 2030	Replacing using overlapping data in 2031.

2 Harmonised series

GMD forecast
 — GMD estimate
 | Source change
 ● BIS
 ● BORDO
 ● CLIO
 ● EUS
 ● HFS
 ● IMF IFS
 ● IMF WEO
 ● IMF WEO forecast
 ● JST
 ● Mitchell

● OECD EO
 ● OECD KEI
 ● WB GEM
 ● WB infl
 ● WDI
 ● WDI ARC



Israel

COVERAGE
1946-2030

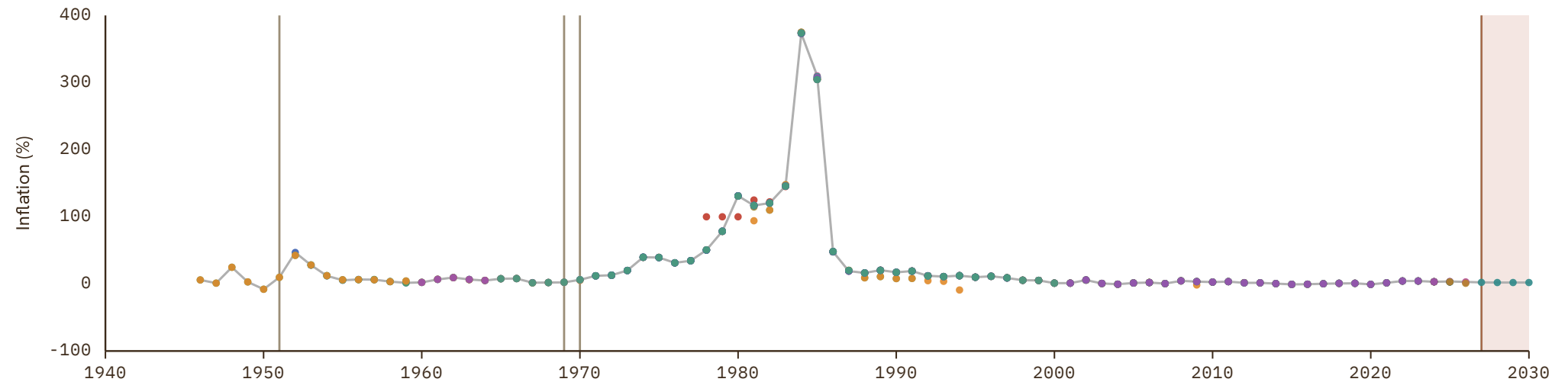
UNIT
in %

1 Source composition

SOURCE	CODE	TIME SPAN	NOTES
Internl Inst. Social History (2024)	CLIO	1946 - 1951	Replacing using overlapping data in 1952.
Bank for Internl Settlements (2024)	BIS	1952 - 1969	Replacing using overlapping data in 1970.
World Bank (2024)	WB	1970 - 1970	Replacing using overlapping data in 1971.
OECD (2024)	OECD EO	1971 - 2026	Baseline source, overlaps with anchor year 2018.
International Monetary Fund (2025) (forecasts)	IMF WEO forecast	2027 - 2030	Replacing using overlapping data in 2031.

2 Harmonised series

GMD forecast
 — GMD estimate
 | Source change
 ● BIS
 ● BORDO
 ● CLIO
 ● IMF IFS
 ● IMF WEO
 ● IMF WEO forecast
 ● Mitchell
 ● OECD EO
 ● OECD KEI
 ● WB GEM
 ● WB infl
 ● WDI
 ● WDI ARC
 ● CS1



Italy

COVERAGE
1549–2030

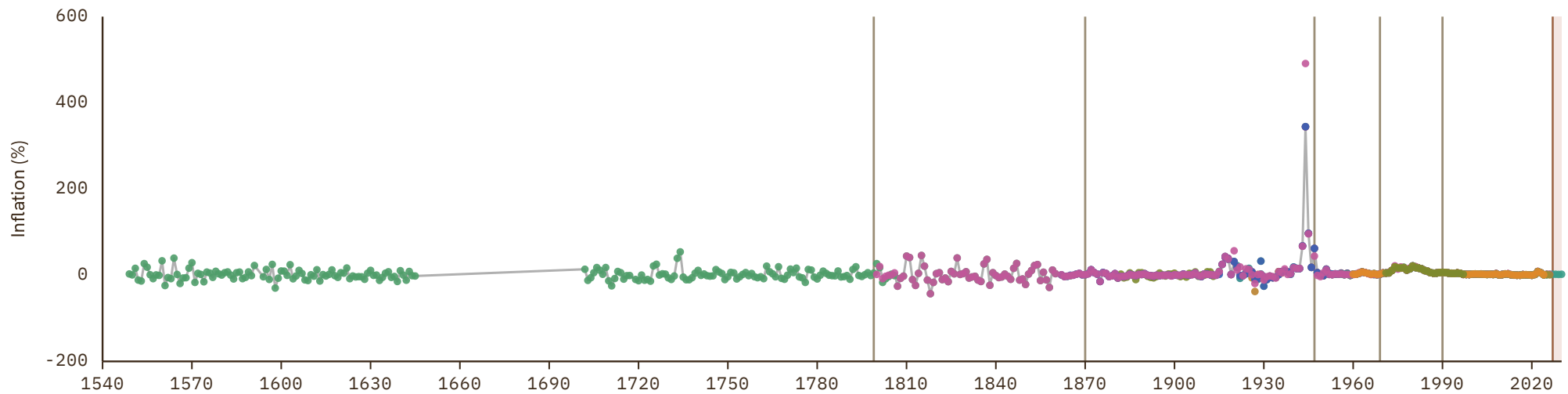
UNIT
in %

1 Source composition

SOURCE	CODE	TIME SPAN	NOTES
Internl Inst. Social History (2024)	CLIO	1549 - 1799	Replacing using overlapping data in 1800.
Carmen M. Reinhart et al. (2009)	RR	1800 - 1870	Replacing using overlapping data in 1871.
Jordá et al. (2017)	JST	1871 - 1947	Replacing using overlapping data in 1948.
Bank for Internl Settlements (2024)	BIS	1948 - 1969	Replacing using overlapping data in 1970.
World Bank (2024)	WB	1970 - 1990	Replacing using overlapping data in 1991.
OECD (2024)	OECD EO	1991 - 2026	Baseline source, overlaps with anchor year 2018.
International Monetary Fund (2025) (forecasts)	IMF WEO forecast	2027 - 2030	Replacing using overlapping data in 2031.

2 Harmonised series

GMD forecast
 GMD estimate
 Source change
 ● BIS
 ● BORDO
 ● CLIO
 ● EUS
 ● FZ
 ● HFS
 ● IHD
 ● IHD 2
 ● IMF IFS
 ● IMF WEO
● IMF WEO forecast
● JST
● Mitchell
● OECD EO
● OECD KEI
● RR
● WB GEM
● WB infl
● WDI
● WDI ARC



Ivory Coast

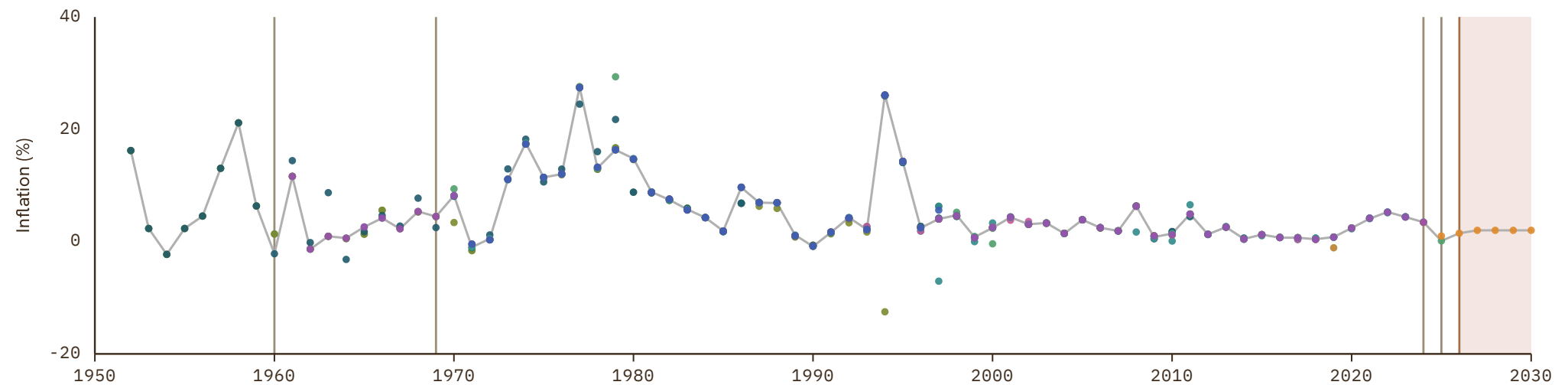
COVERAGE
1952-2030

UNIT
in %

1 Source composition

SOURCE	CODE	TIME SPAN	NOTES
Carmen M. Reinhart et al. (2009)	RR	1952 - 1960	Replacing using overlapping data in 1961.
World Bank (2024)	WDI	1961 - 1969	Replacing using overlapping data in 1970.
World Bank (2024)	WB	1970 - 2023	Baseline source, overlaps with anchor year 2018.
BCEAO (2024)	BCEAO	2024 - 2024	Replacing using overlapping data in 2025.
International Monetary Fund (2025)	IMF IFS	2025 - 2025	Replacing using overlapping data in 2026.
International Monetary Fund (2025) (forecasts)	IMF WEO forecast	2026 - 2030	Replacing using overlapping data in 2031.

2 Harmonised series



Jamaica

COVERAGE
1940-2030

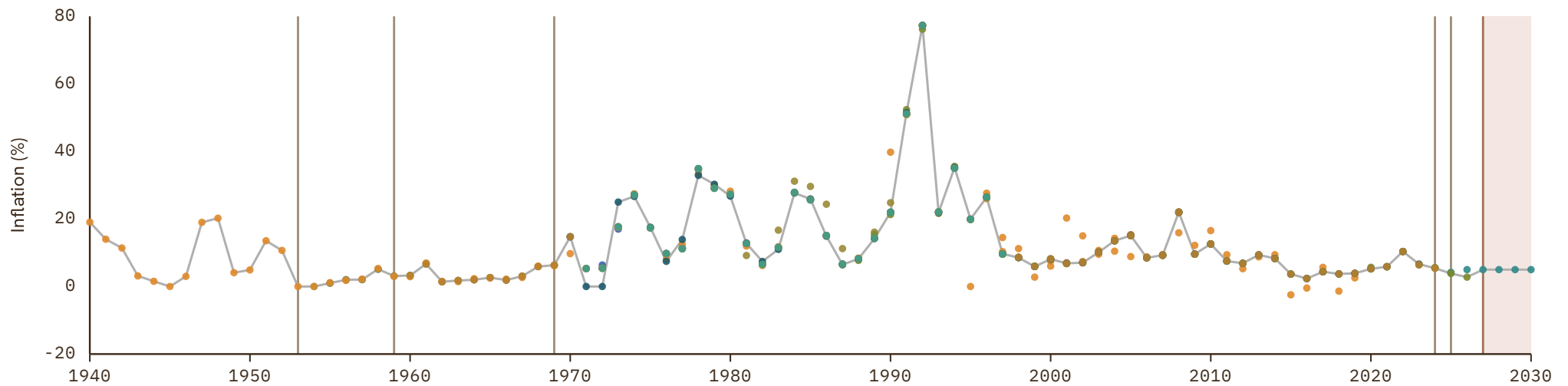
UNIT
in %

1 Source composition

SOURCE	CODE	TIME SPAN	NOTES
Brian Mitchell (2013)	Mitchell	1940 - 1953	Replacing using overlapping data in 1954.
International Monetary Fund (2025)	IMF IFS	1954 - 1959	Replacing using overlapping data in 1960.
World Bank (2024)	WDI	1960 - 1969	Replacing using overlapping data in 1970.
World Bank (2024)	WB	1970 - 2023	Baseline source, overlaps with anchor year 2018.
World Bank (2024)	WDI	2024 - 2024	Replacing using overlapping data in 2025.
World Bank (2026)	WB GEM	2025 - 2026	Replacing using overlapping data in 2027.
International Monetary Fund (2025) (forecasts)	IMF WEO forecast	2027 - 2030	Replacing using overlapping data in 2031.

2 Harmonised series

GMD forecast
 GMD estimate
 Source change
 ● BORDO
 ● CLIO
 ● ECLAC
 ● IMF IFS
 ● IMF WEO
 ● IMF WEO forecast
 ● Mitchell
 ● WB GEM
 ● WB infl
 ● WDI
 ● WDI ARC



Japan

COVERAGE
1800-2030

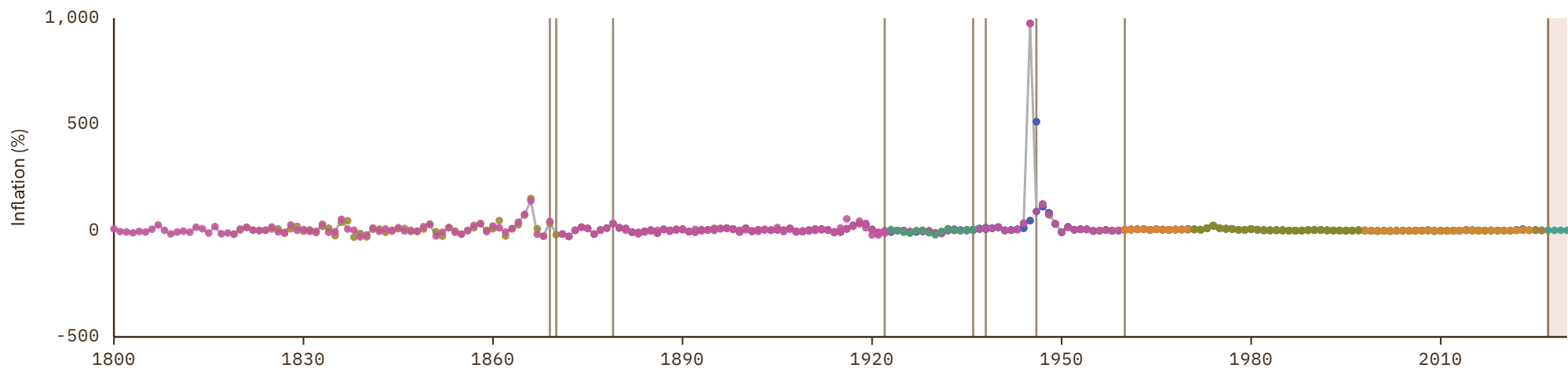
UNIT
in %

1 Source composition

SOURCE	CODE	TIME SPAN	NOTES
Carmen M. Reinhart et al. (2009)	RR	1800 - 1869	Replacing using overlapping data in 1870.
Internl Inst. Social History (2024)	CLIO	1870 - 1870	Replacing using overlapping data in 1871.
Jordá et al. (2017)	JST	1871 - 1879	Replacing using overlapping data in 1880.
IEC (2020)	AHSTAT	1880 - 1922	Replacing using overlapping data in 1923.
Bank of Japan (2024)	CS1 JPN	1923 - 1936	Replacing using overlapping data in 1937.
IEC (2020)	AHSTAT	1937 - 1938	Replacing using overlapping data in 1939.
Jordá et al. (2017)	JST	1939 - 1946	Replacing using overlapping data in 1947.
Bank for Internl Settlements (2024)	BIS	1947 - 1960	Replacing using overlapping data in 1961.
OECD (2024)	OECD EO	1961 - 2026	Baseline source, overlaps with anchor year 2018.
International Monetary Fund (2025) (forecasts)	IMF WEO forecast	2027 - 2030	Replacing using overlapping data in 2031.

2 Harmonised series

GMD forecast
 GMD estimate
 | Source change
 ● ADB
 ● AHSTAT
 ● BIS
 ● BORDO
 ● CLIO
 ● HFS
 ● IHD
 ● IHD 2
 ● IMF IFS
 ● IMF WEO
● IMF WEO forecast
 ● JST
 ● Mitchell
 ● OECD EO
 ● OECD KEI
 ● RR
 ● WB GEM
 ● WB infl
 ● WDI
 ● WDI ARC
 ● CS1



Jordan

COVERAGE
1968-2030

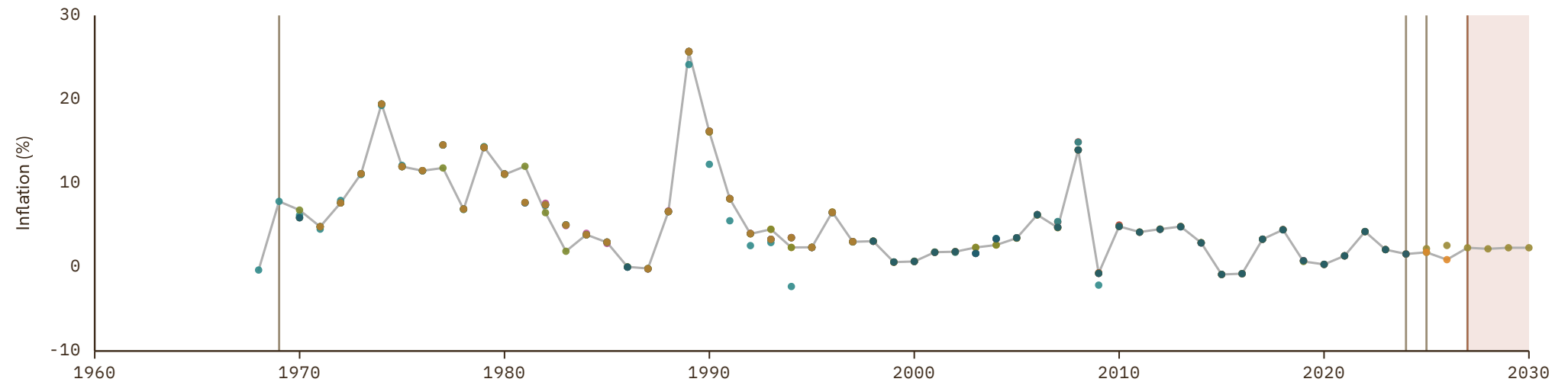
UNIT
in %

1 Source composition

SOURCE	CODE	TIME SPAN	NOTES
Brian Mitchell (2013)	Mitchell	1968 - 1969	Replacing using overlapping data in 1970.
World Bank (2024)	WB	1970 - 2023	Baseline source, overlaps with anchor year 2018.
World Bank (2024)	WDI	2024 - 2024	Replacing using overlapping data in 2025.
World Bank (2026)	WB GEM	2025 - 2026	Replacing using overlapping data in 2027.
International Monetary Fund (2025) (forecasts)	IMF WEO forecast	2027 - 2030	Replacing using overlapping data in 2031.

2 Harmonised series

■ GMD forecast
 — GMD estimate
 Source change
 ● AMF
 ● CLIO
 ● IMF IFS
 ● IMF WEO
 ● IMF WEO forecast
 ● Mitchell
 ● WB GEM
 ● WB infl
 ● WDI
 ● WDI ARC



Kazakhstan

COVERAGE
1992-2030

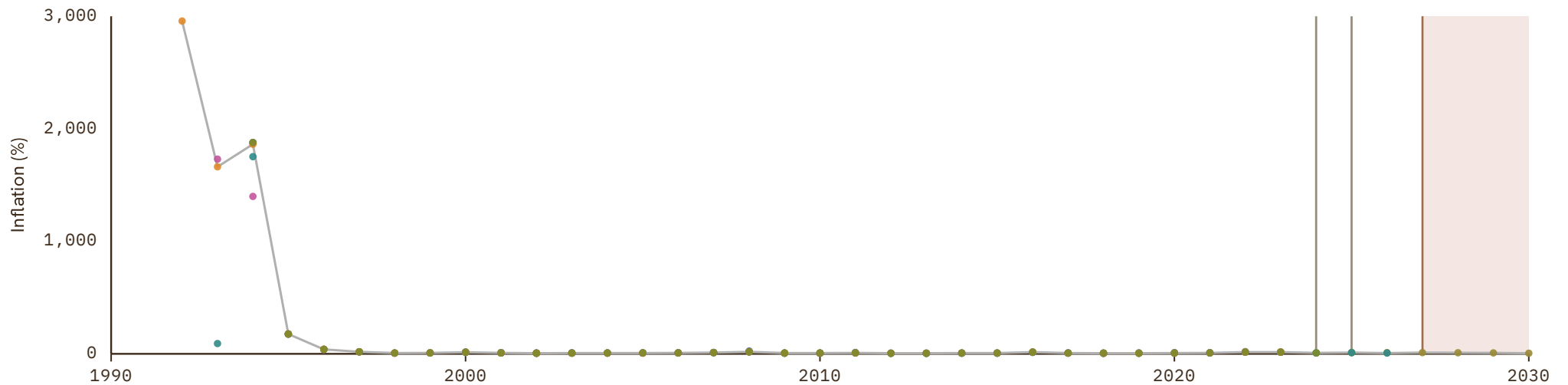
UNIT
in %

1 Source composition

SOURCE	CODE	TIME SPAN	NOTES
World Bank (2024)	WB	1992 - 2023	Baseline source, overlaps with anchor year 2018.
World Bank (2024)	WDI	2024 - 2024	Replacing using overlapping data in 2025.
World Bank (2026)	WB GEM	2025 - 2026	Replacing using overlapping data in 2027.
International Monetary Fund (2025) (forecasts)	IMF WEO forecast	2027 - 2030	Replacing using overlapping data in 2031.

2 Harmonised series

GMD forecast
 — GMD estimate
 | Source change
 ● ADB
 ● CLIO
 ● IMF IFS
 ● IMF WEO
 ● IMF WEO forecast
 ● WB GEM
 ● WB infl
 ● WDI



Kenya

COVERAGE
1948-2030

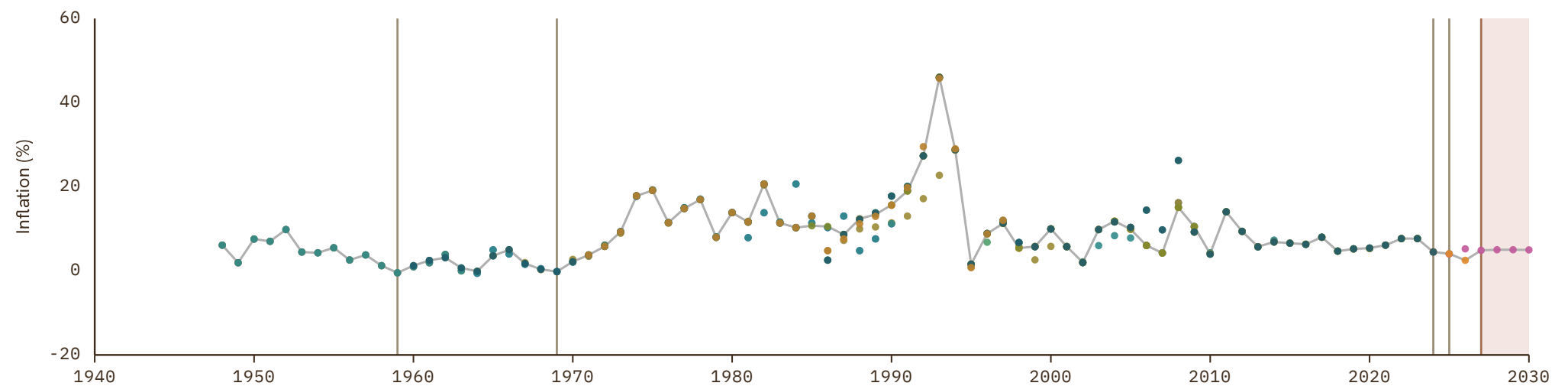
UNIT
in %

1 Source composition

SOURCE	CODE	TIME SPAN	NOTES
Carmen M. Reinhart et al. (2009)	RR	1948 - 1959	Replacing using overlapping data in 1960.
World Bank (2024)	WDI	1960 - 1969	Replacing using overlapping data in 1970.
World Bank (2024)	WB	1970 - 2023	Baseline source, overlaps with anchor year 2018.
World Bank (2024)	WDI	2024 - 2024	Replacing using overlapping data in 2025.
World Bank (2026)	WB GEM	2025 - 2026	Replacing using overlapping data in 2027.
International Monetary Fund (2025) (forecasts)	IMF WEO forecast	2027 - 2030	Replacing using overlapping data in 2031.

2 Harmonised series

GMD forecast
 — GMD estimate
 | Source change
 ● CLIO
 ● IMF IFS
 ● IMF WEO
 ● IMF WEO forecast
 ● Mitchell
 ● RR
 ● WB GEM
 ● WB infl
 ● WDI
 ● WDI ARC



Kuwait

COVERAGE
1970-2030

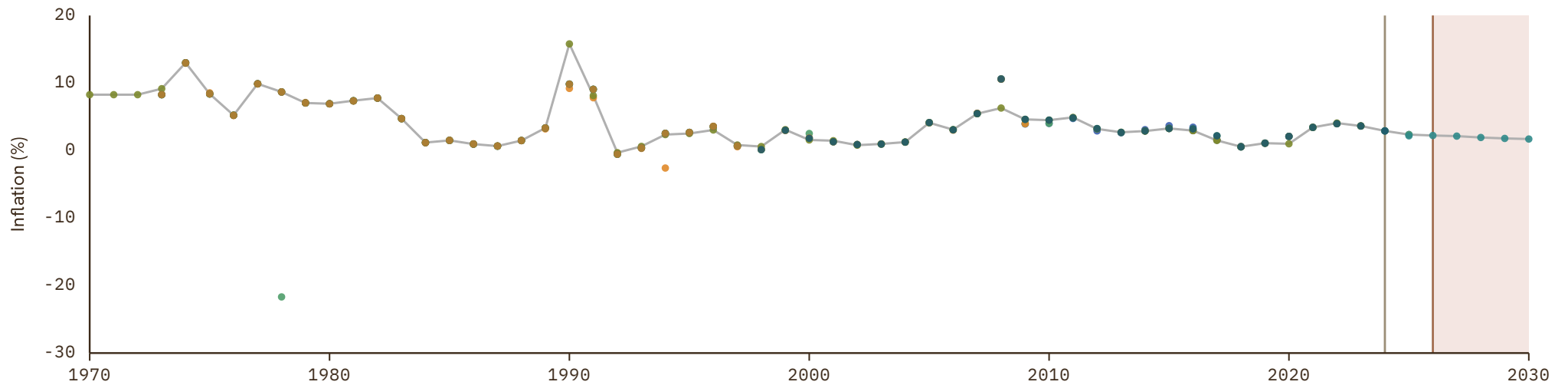
UNIT
in %

1 Source composition

SOURCE	CODE	TIME SPAN	NOTES
World Bank (2024)	WB	1970 - 2023	Baseline source, overlaps with anchor year 2018.
Bank for Internl Settlements (2024)	BIS	2024 - 2025	Replacing using overlapping data in 2026.
International Monetary Fund (2025) (forecasts)	IMF WEO forecast	2026 - 2030	Replacing using overlapping data in 2031.

2 Harmonised series

GMD forecast
 GMD estimate
 Source change
● AMF
● BIS
● CLIO
● IMF IFS
● IMF WEO
● IMF WEO forecast
● Mitchell
● WB infl
● WDI
● WDI ARC



Kyrgyzstan

 COVERAGE
1992–2030

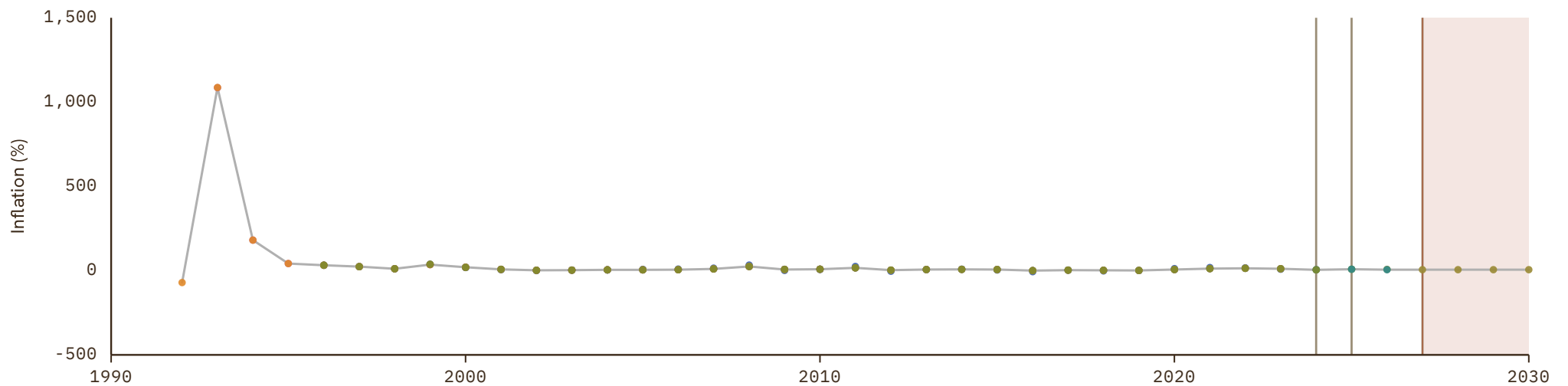
 UNIT
in %

1 Source composition

SOURCE	CODE	TIME SPAN	NOTES
World Bank (2024)	WB	1992 - 2023	Baseline source, overlaps with anchor year 2018.
World Bank (2024)	WDI	2024 - 2024	Replacing using overlapping data in 2025.
World Bank (2026)	WB GEM	2025 - 2026	Replacing using overlapping data in 2027.
International Monetary Fund (2025) (forecasts)	IMF WEO forecast	2027 - 2030	Replacing using overlapping data in 2031.

2 Harmonised series

GMD forecast
 — GMD estimate
 | Source change
 ● ADB
 ● CLIO
 ● IMF IFS
 ● IMF WEO
 ● IMF WEO forecast
 ● WB GEM
 ● WB infl
 ● WDI



Laos

COVERAGE
1970-2030

UNIT
in %

1 Source composition

SOURCE	CODE	TIME SPAN	NOTES
World Bank (2024)	WB	1970 - 2023	Baseline source, overlaps with anchor year 2018.
World Bank (2024)	WDI	2024 - 2024	Replacing using overlapping data in 2025.
World Bank (2026)	WB GEM	2025 - 2026	Replacing using overlapping data in 2027.
International Monetary Fund (2025) (forecasts)	IMF WEO forecast	2027 - 2030	Replacing using overlapping data in 2031.

2 Harmonised series

GMD forecast
 — GMD estimate
 | Source change
 ● ADB
 ● CLIO
 ● IMF IFS
 ● IMF WEO
 ● IMF WEO forecast
 ● WB GEM
 ● WB infl
 ● WDI



Latvia

 COVERAGE
1922–2030

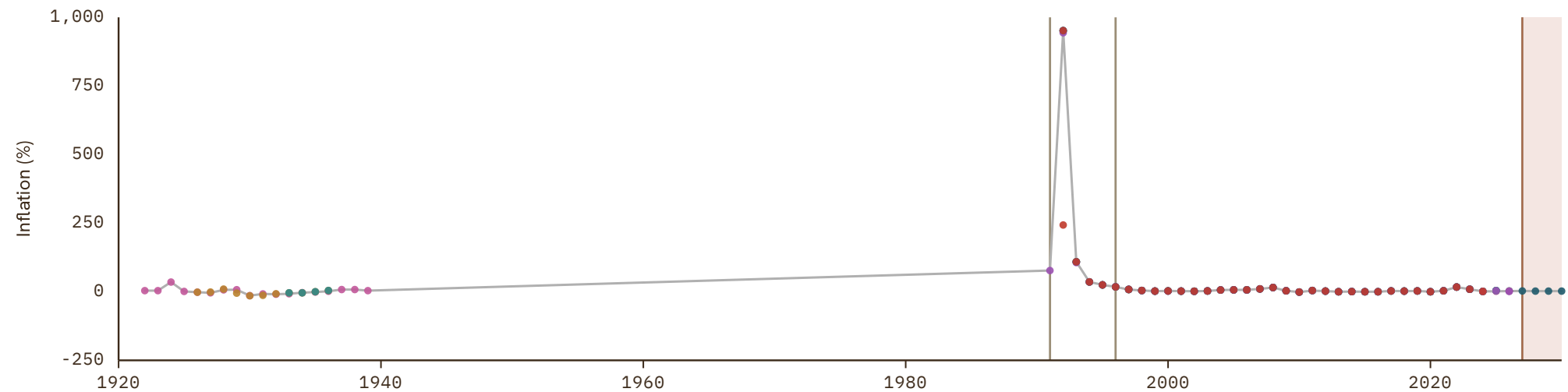
 UNIT
in %

1 Source composition

SOURCE	CODE	TIME SPAN	NOTES
Schuler (2015)	HFS	1922 - 1990	Replacing using overlapping data in 1991.
World Bank (2026)	WB GEM	1991 - 1991	Replacing using overlapping data in 1992.
World Bank (2024)	WB	1992 - 1996	Replacing using overlapping data in 1997.
OECD (2024)	OECD EO	1997 - 2026	Baseline source, overlaps with anchor year 2018.
International Monetary Fund (2025) (forecasts)	IMF WEO forecast	2027 - 2030	Replacing using overlapping data in 2031.

2 Harmonised series

GMD forecast
 GMD estimate
 Source change
 ● BIS
 ● CLIO
 ● EUS
 ● HFS
 ● IHD
 ● IHD 2
 ● IMF IFS
 ● IMF WEO
 ● IMF WEO forecast
 ● OECD EO
 ● OECD KEI
 ● WB GEM
 ● WB infl
 ● WDI



Lebanon

 COVERAGE
 1943–2026

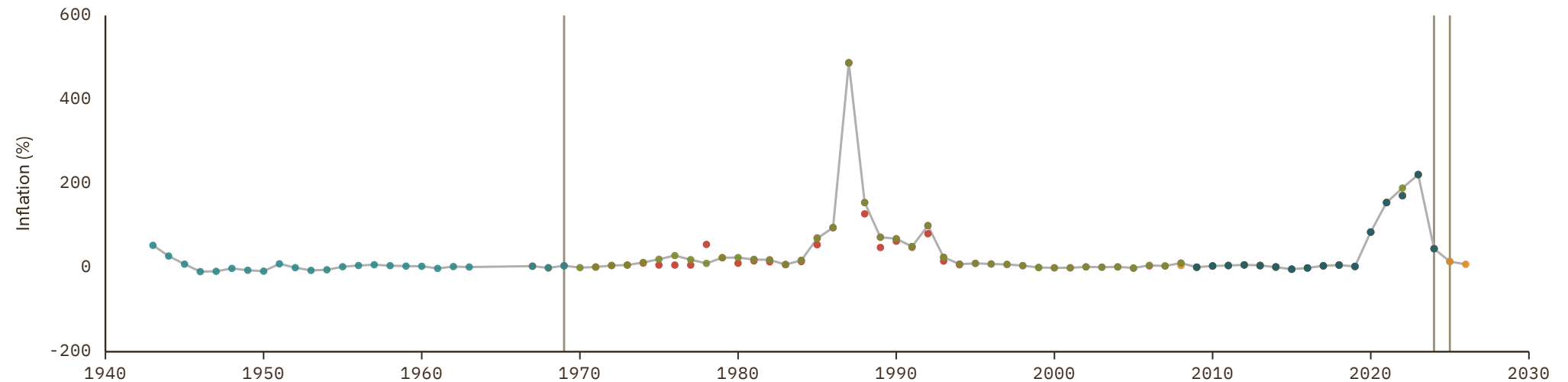
 UNIT
 in %

1 Source composition

SOURCE	CODE	TIME SPAN	NOTES
Brian Mitchell (2013)	Mitchell	1943 - 1966	Replacing using overlapping data in 1967.
Internl Inst. Social History (2024)	CLIO	1967 - 1969	Replacing using overlapping data in 1970.
World Bank (2024)	WB	1970 - 2023	Baseline source, overlaps with anchor year 2018.
World Bank (2024)	WDI	2024 - 2024	Replacing using overlapping data in 2025.
World Bank (2026)	WB GEM	2025 - 2026	Replacing using overlapping data in 2027.

2 Harmonised series

— GMD estimate | Source change ● AMF ● CLIO ● IMF IFS ● IMF WEO ● IMF WEO forecast ● Mitchell ● WB GEM ● WB infl ● WDI



Lesotho

COVERAGE
1970–2030

UNIT
in %

1 Source composition

SOURCE	CODE	TIME SPAN	NOTES
World Bank (2024)	WB	1970 - 2023	Baseline source, overlaps with anchor year 2018.
World Bank (2024)	WDI	2024 - 2024	Replacing using overlapping data in 2025.
World Bank (2026)	WB GEM	2025 - 2026	Replacing using overlapping data in 2027.
International Monetary Fund (2025) (forecasts)	IMF WEO forecast	2027 - 2030	Replacing using overlapping data in 2031.

2 Harmonised series

■ GMD forecast
 — GMD estimate
 Source change
 ● CLIO
 ● IMF IFS
 ● IMF WEO
 ● IMF WEO forecast
 ● WB GEM
 ● WB infl
 ● WDI
 ● WDI ARC



Liberia

COVERAGE
1966-2030

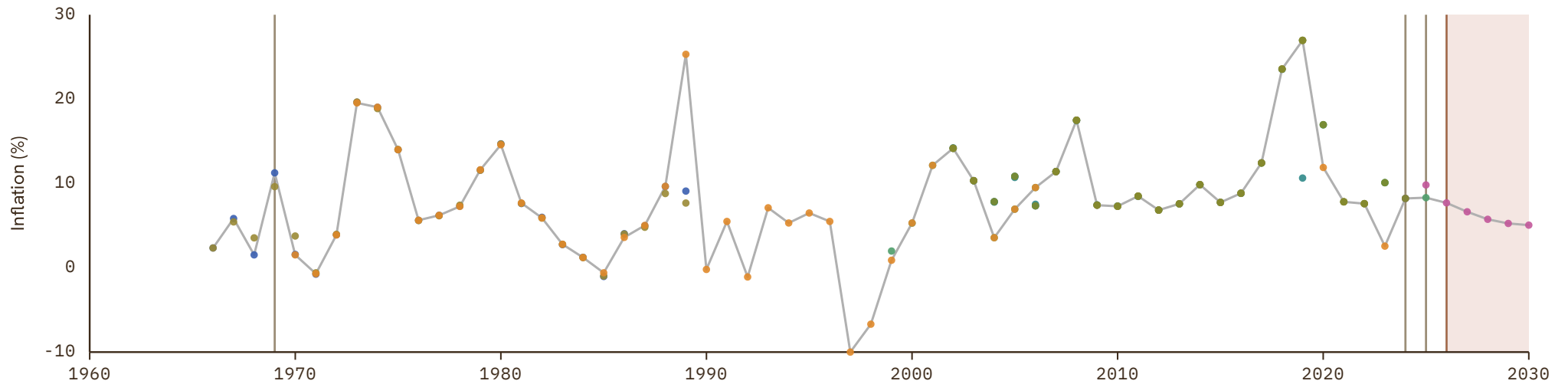
UNIT
in %

1 Source composition

SOURCE	CODE	TIME SPAN	NOTES
Internl Inst. Social History (2024)	CLIO	1966 - 1969	Replacing using overlapping data in 1970.
World Bank (2024)	WB	1970 - 2023	Baseline source, overlaps with anchor year 2018.
World Bank (2024)	WDI	2024 - 2024	Replacing using overlapping data in 2025.
International Monetary Fund (2025)	IMF IFS	2025 - 2025	Replacing using overlapping data in 2026.
International Monetary Fund (2025) (forecasts)	IMF WEO forecast	2026 - 2030	Replacing using overlapping data in 2031.

2 Harmonised series

GMD forecast
 — GMD estimate
 | Source change
 ● CLIO
 ● IMF IFS
 ● IMF WEO
 ● IMF WEO forecast
 ● Mitchell
 ● WB GEM
 ● WB infl
 ● WDI



Libya

COVERAGE
1965-2030

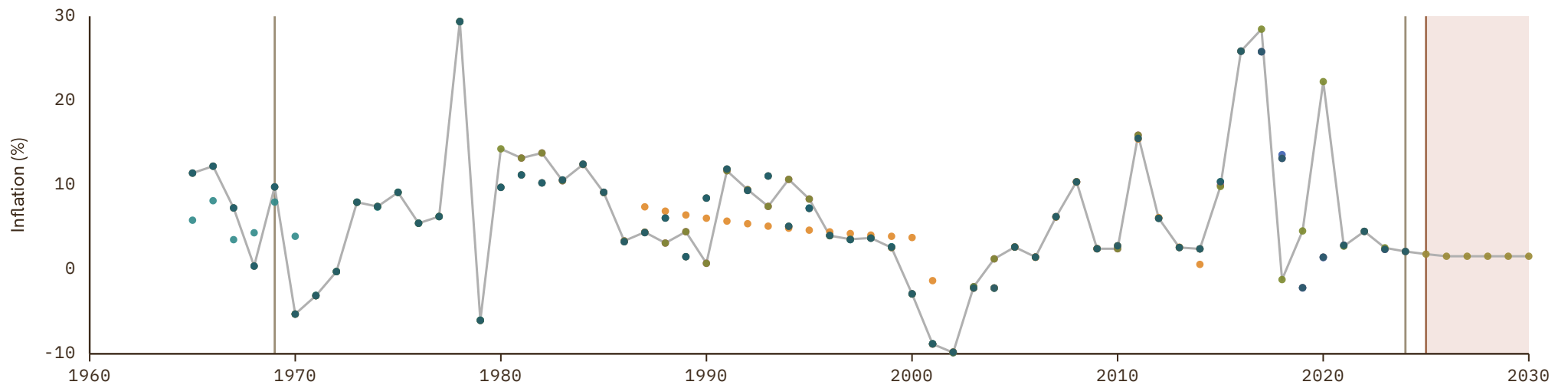
UNIT
in %

1 Source composition

SOURCE	CODE	TIME SPAN	NOTES
World Bank (2024)	WDI	1965 - 1969	Replacing using overlapping data in 1970.
World Bank (2024)	WB	1970 - 2023	Baseline source, overlaps with anchor year 2018.
World Bank (2024)	WDI	2024 - 2024	Replacing using overlapping data in 2025.
International Monetary Fund (2025) (forecasts)	IMF WEO forecast	2025 - 2030	Replacing using overlapping data in 2031.

2 Harmonised series

GMD forecast
 — GMD estimate
 | Source change
 ● AMF
 ● CLIO
 ● IMF IFS
 ● IMF WEO
 ● IMF WEO forecast
 ● Mitchell
 ● WB GEM
 ● WB infl
 ● WDI



Lithuania

COVERAGE
1924-2030

UNIT
in %

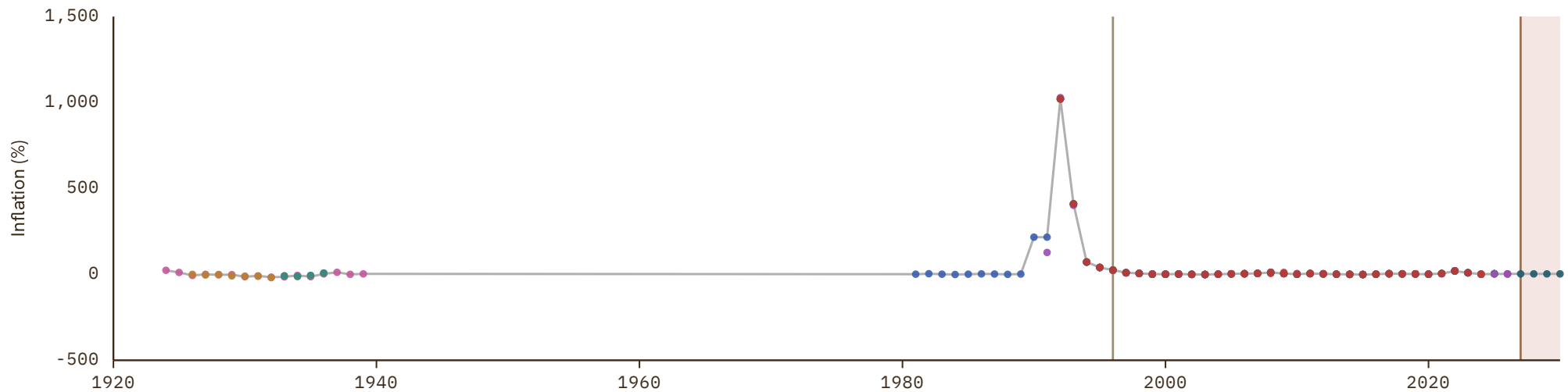
1 Source composition

SOURCE	CODE	TIME SPAN	NOTES
Schuler (2015)	HFS	1924 - 1980	Replacing using overlapping data in 1981.
World Bank (2024)	WB	1981 - 1996	Replacing using overlapping data in 1997.
OECD (2024)	OECD EO	1997 - 2026	Baseline source, overlaps with anchor year 2018.
International Monetary Fund (2025) (forecasts)	IMF WEO forecast	2027 - 2030	Replacing using overlapping data in 2031.

2 Harmonised series

GMD forecast
 — GMD estimate
| Source change
● BIS
● CLIO
● EUS
● HFS
● IHD
● IHD 2
● IMF IFS
● IMF WEO
● IMF WEO forecast
● OECD EO

● OECD KEI
● WB GEM
● WB infl
● WDI



Luxembourg

COVERAGE
1922-2030

UNIT
in %

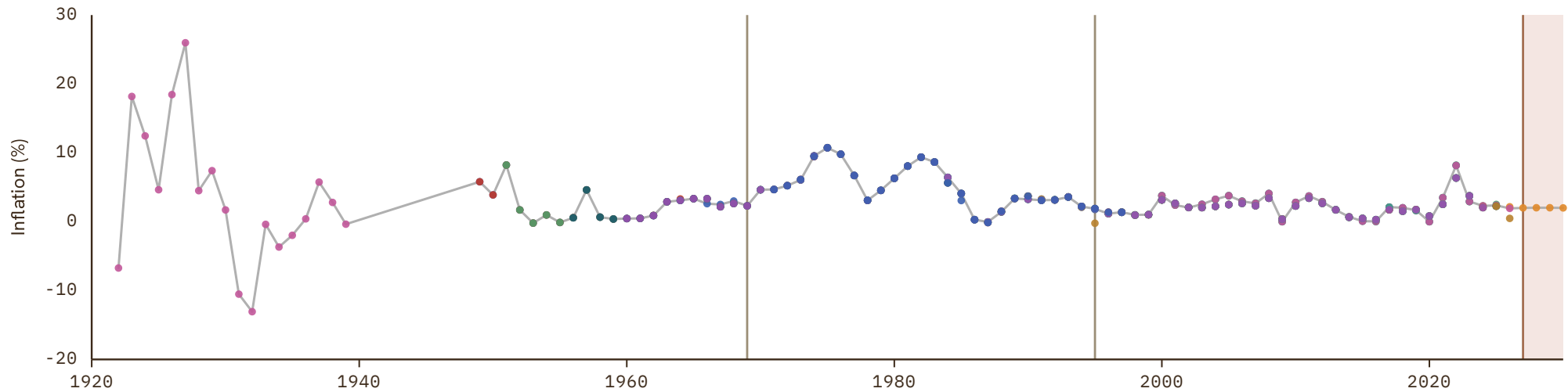
1 Source composition

SOURCE	CODE	TIME SPAN	NOTES
Schuler (2015)	HFS	1922 - 1948	Replacing using overlapping data in 1949.
Bank for Internl Settlements (2024)	BIS	1949 - 1969	Replacing using overlapping data in 1970.
World Bank (2024)	WB	1970 - 1995	Replacing using overlapping data in 1996.
OECD (2024)	OECD EO	1996 - 2026	Baseline source, overlaps with anchor year 2018.
International Monetary Fund (2025) (forecasts)	IMF WEO forecast	2027 - 2030	Replacing using overlapping data in 2031.

2 Harmonised series

GMD forecast
 — GMD estimate
| Source change
● BIS
● CLIO
● EUS
● HFS
● IMF IFS
● IMF WEO
● IMF WEO forecast
● OECD EO
● OECD KEI

● WB GEM
● WB infl
● WDI
● WDI ARC



Macedonia

COVERAGE
1982-2030

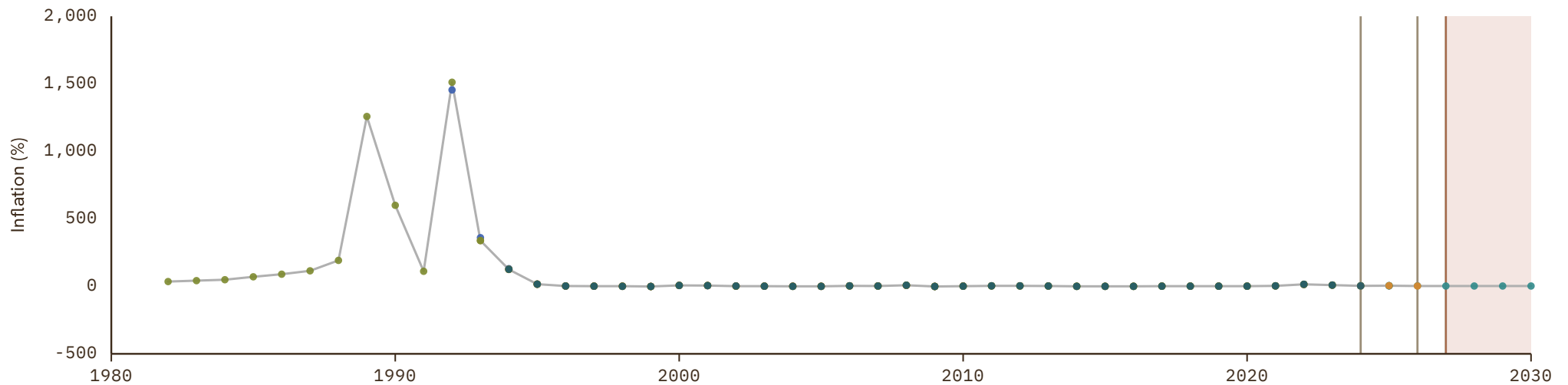
UNIT
in %

1 Source composition

SOURCE	CODE	TIME SPAN	NOTES
World Bank (2024)	WB	1982 - 2023	Baseline source, overlaps with anchor year 2018.
Bank for Internl Settlements (2024)	BIS	2024 - 2025	Replacing using overlapping data in 2026.
World Bank (2026)	WB GEM	2026 - 2026	Replacing using overlapping data in 2027.
International Monetary Fund (2025) (forecasts)	IMF WEO forecast	2027 - 2030	Replacing using overlapping data in 2031.

2 Harmonised series

GMD forecast
 — GMD estimate
 | Source change
 ● BIS
 ● CLIO
 ● EUS
 ● IMF IFS
 ● IMF WEO
 ● IMF WEO forecast
 ● WB GEM
 ● WB infl
 ● WDI



Madagascar

COVERAGE
1939-2030

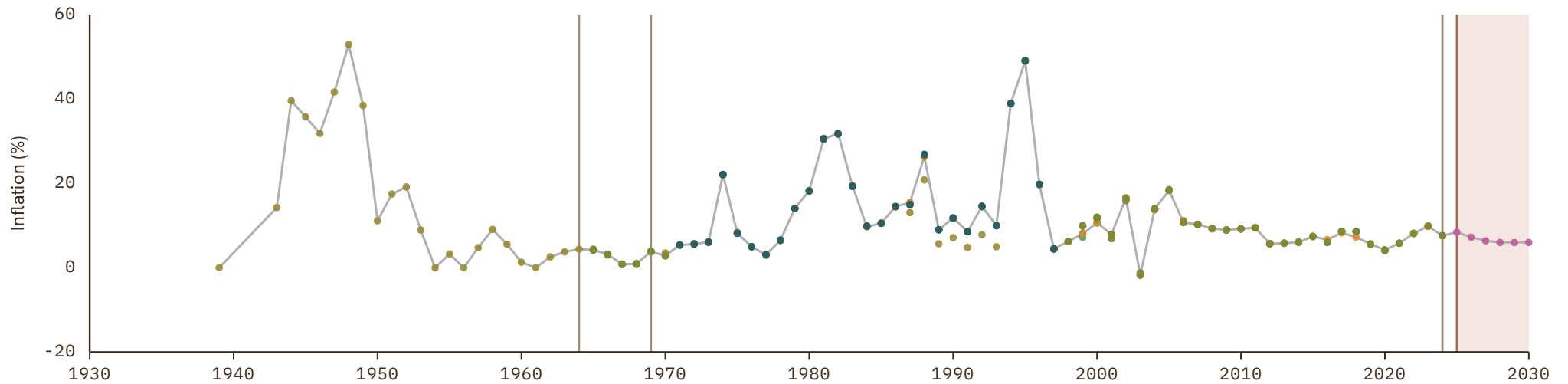
UNIT
in %

1 Source composition

SOURCE	CODE	TIME SPAN	NOTES
Brian Mitchell (2013)	Mitchell	1939 - 1964	Replacing using overlapping data in 1965.
World Bank (2024)	WDI	1965 - 1969	Replacing using overlapping data in 1970.
World Bank (2024)	WB	1970 - 2023	Baseline source, overlaps with anchor year 2018.
World Bank (2024)	WDI	2024 - 2024	Replacing using overlapping data in 2025.
International Monetary Fund (2025) (forecasts)	IMF WEO forecast	2025 - 2030	Replacing using overlapping data in 2031.

2 Harmonised series

█ GMD forecast
 — GMD estimate
 | Source change
 ● CLIO
 ● IMF IFS
 ● IMF WEO
 ● IMF WEO forecast
 ● Mitchell
 ● WB GEM
 ● WB infl
 ● WDI
 ● WDI ARC



Malawi

COVERAGE
1969–2030

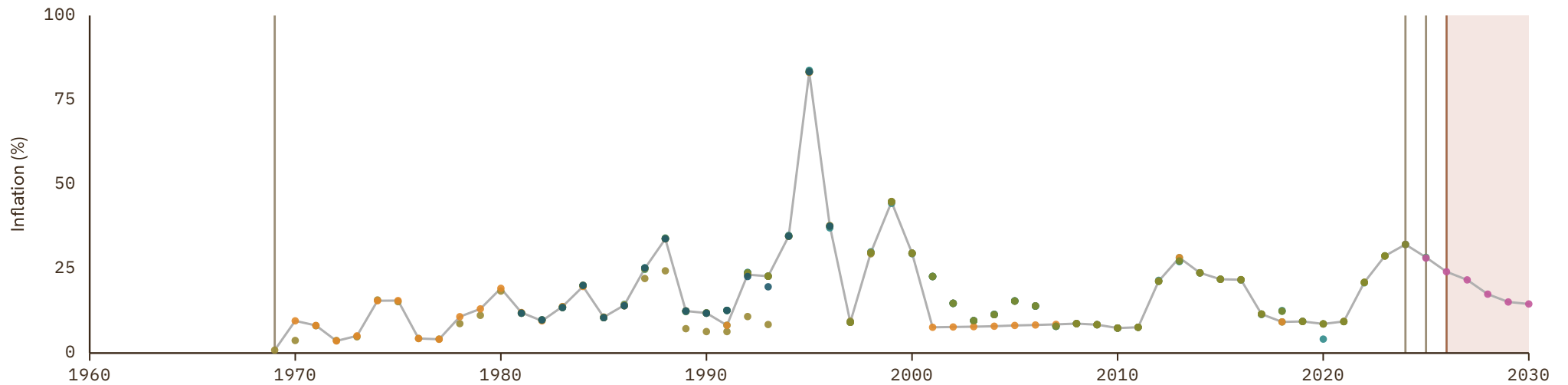
UNIT
in %

1 Source composition

SOURCE	CODE	TIME SPAN	NOTES
Brian Mitchell (2013)	Mitchell	1969 - 1969	Replacing using overlapping data in 1970.
World Bank (2024)	WB	1970 - 2023	Baseline source, overlaps with anchor year 2018.
World Bank (2024)	WDI	2024 - 2024	Replacing using overlapping data in 2025.
International Monetary Fund (2025)	IMF IFS	2025 - 2025	Replacing using overlapping data in 2026.
International Monetary Fund (2025) (forecasts)	IMF WEO forecast	2026 - 2030	Replacing using overlapping data in 2031.

2 Harmonised series

GMD forecast
 — GMD estimate
 | Source change
 ● CLIO
 ● IMF IFS
 ● IMF WEO
 ● IMF WEO forecast
 ● Mitchell
 ● WB GEM
 ● WB infl
 ● WDI
 ● WDI ARC



Malaysia

COVERAGE
1949-2030

UNIT
in %

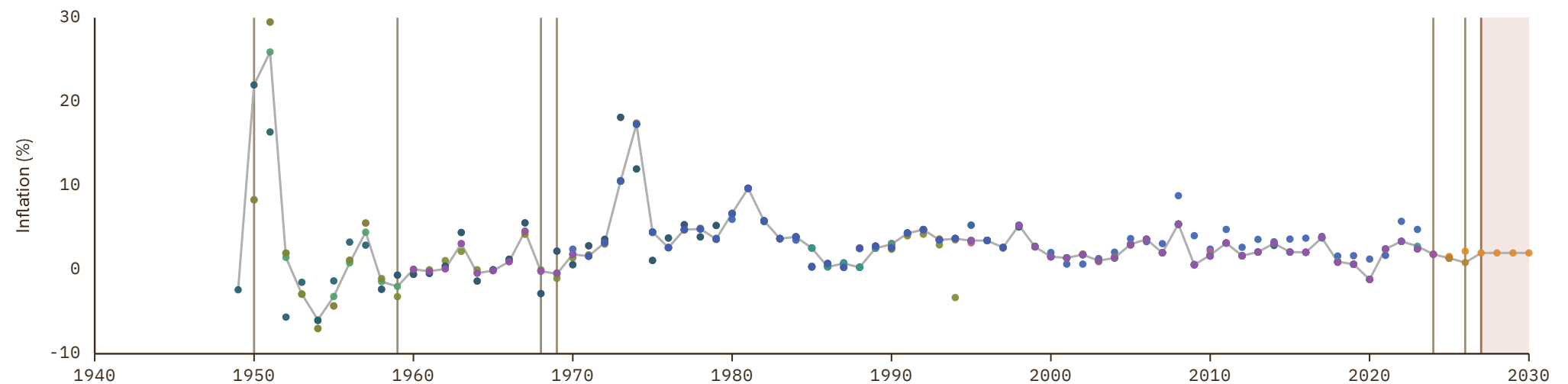
1 Source composition

SOURCE	CODE	TIME SPAN	NOTES
Carmen M. Reinhart et al. (2009)	RR	1949 - 1950	Replacing using overlapping data in 1951.
International Monetary Fund (2025)	IMF IFS	1951 - 1959	Replacing using overlapping data in 1960.
World Bank (2024)	WDI	1960 - 1968	Replacing using overlapping data in 1969.
Bank for Internl Settlements (2024)	BIS	1969 - 1969	Replacing using overlapping data in 1970.
World Bank (2024)	WB	1970 - 2023	Baseline source, overlaps with anchor year 2018.
Bank for Internl Settlements (2024)	BIS	2024 - 2025	Replacing using overlapping data in 2026.
World Bank (2026)	WB GEM	2026 - 2026	Replacing using overlapping data in 2027.
International Monetary Fund (2025) (forecasts)	IMF WEO forecast	2027 - 2030	Replacing using overlapping data in 2031.

2 Harmonised series

GMD forecast
 — GMD estimate
| Source change
● ADB
● BIS
● BORDO
● CLIO
● IMF IFS
● IMF WEO
● IMF WEO forecast
● Mitchell
● RR

● WB GEM
● WB infl
● WDI
● WDI ARC



Maldives

COVERAGE
1970-2030

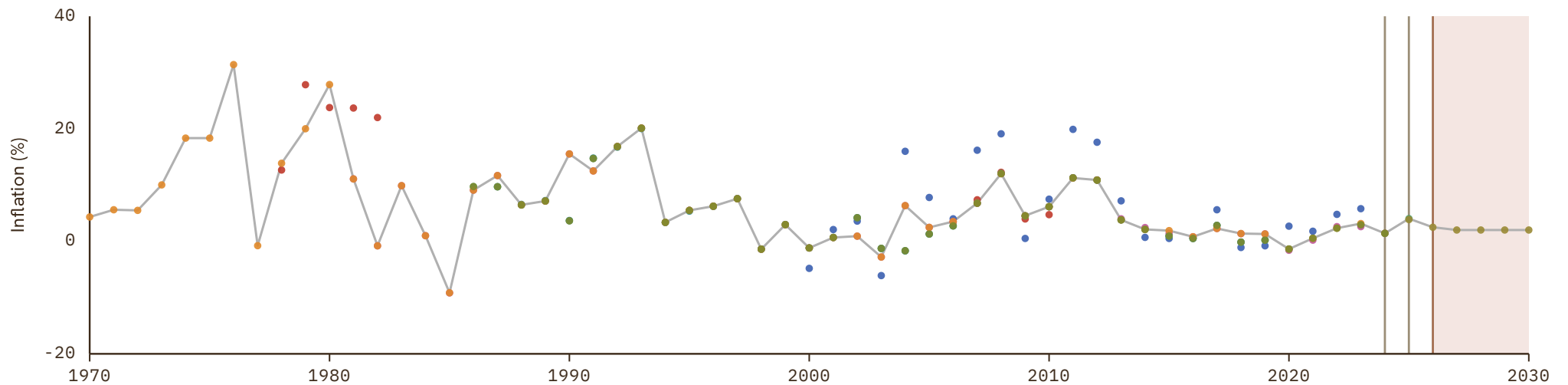
UNIT
in %

1 Source composition

SOURCE	CODE	TIME SPAN	NOTES
World Bank (2024)	WB	1970 - 2023	Baseline source, overlaps with anchor year 2018.
World Bank (2024)	WDI	2024 - 2024	Replacing using overlapping data in 2025.
International Monetary Fund (2025)	IMF IFS	2025 - 2025	Replacing using overlapping data in 2026.
International Monetary Fund (2025) (forecasts)	IMF WEO forecast	2026 - 2030	Replacing using overlapping data in 2031.

2 Harmonised series

GMD forecast
 — GMD estimate
 | Source change
 ● ADB
 ● CLIO
 ● IMF IFS
 ● IMF WEO
 ● IMF WEO forecast
 ● WB GEM
 ● WB infl
 ● WDI



Mali

 COVERAGE
 1970–2030

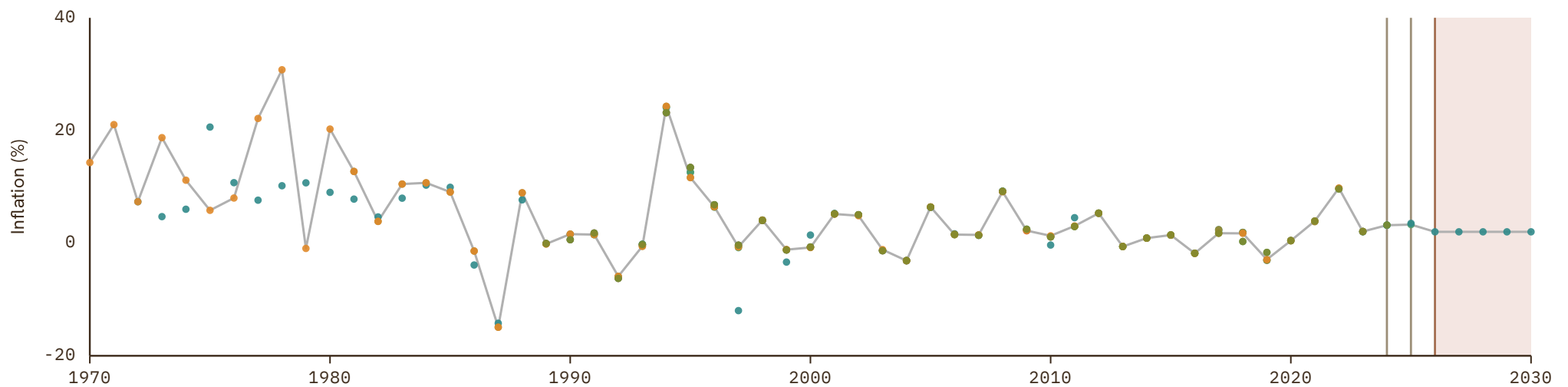
 UNIT
 in %

1 Source composition

SOURCE	CODE	TIME SPAN	NOTES
World Bank (2024)	WB	1970 - 2023	Baseline source, overlaps with anchor year 2018.
BCEAO (2024)	BCEAO	2024 - 2024	Replacing using overlapping data in 2025.
International Monetary Fund (2025)	IMF IFS	2025 - 2025	Replacing using overlapping data in 2026.
International Monetary Fund (2025) (forecasts)	IMF WEO forecast	2026 - 2030	Replacing using overlapping data in 2031.

2 Harmonised series

■ GMD forecast
 — GMD estimate
 Source change
 ● BCEAO
 ● CLIO
 ● FRANC ZONE
 ● IMF IFS
 ● IMF WEO
 ● IMF WEO forecast
 ● WB infl
 ● WDI



Malta

COVERAGE
1949-2030

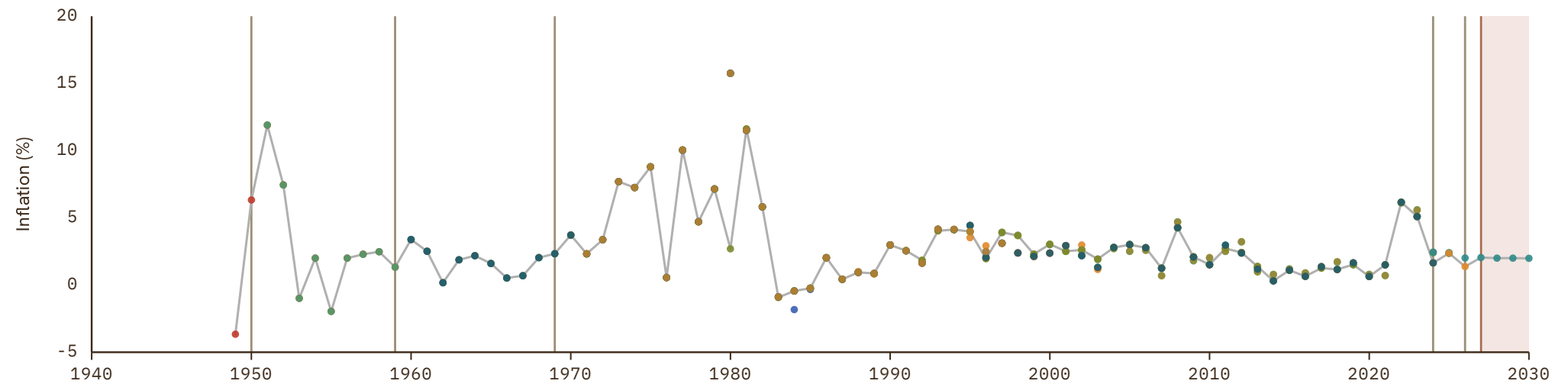
UNIT
in %

1 Source composition

SOURCE	CODE	TIME SPAN	NOTES
Internl Inst. Social History (2024)	CLIO	1949 - 1950	Replacing using overlapping data in 1951.
International Monetary Fund (2025)	IMF IFS	1951 - 1959	Replacing using overlapping data in 1960.
World Bank (2024)	WDI	1960 - 1969	Replacing using overlapping data in 1970.
World Bank (2024)	WB	1970 - 2023	Baseline source, overlaps with anchor year 2018.
Bank for Internl Settlements (2024)	BIS	2024 - 2025	Replacing using overlapping data in 2026.
World Bank (2026)	WB GEM	2026 - 2026	Replacing using overlapping data in 2027.
International Monetary Fund (2025) (forecasts)	IMF WEO forecast	2027 - 2030	Replacing using overlapping data in 2031.

2 Harmonised series

GMD forecast
 GMD estimate
 Source change
 ● BIS
 ● CLIO
 ● EUS
 ● IMF IFS
 ● IMF WEO
 ● IMF WEO forecast
 ● WB GEM
 ● WB infl
 ● WDI
 ● WDI ARC



Mauritania

COVERAGE
1962-2030

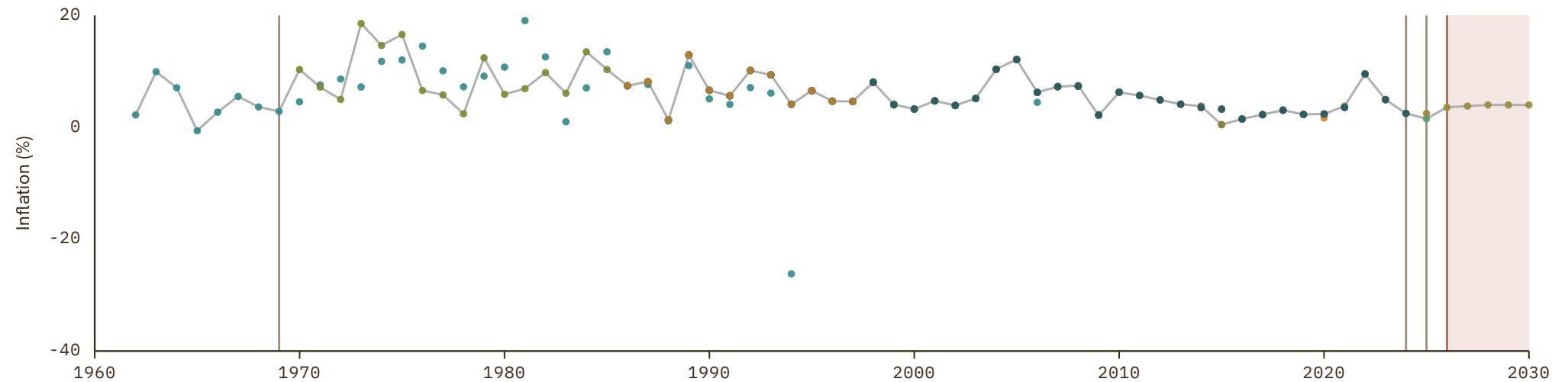
UNIT
in %

1 Source composition

SOURCE	CODE	TIME SPAN	NOTES
Brian Mitchell (2013)	Mitchell	1962 - 1969	Replacing using overlapping data in 1970.
World Bank (2024)	WB	1970 - 2023	Baseline source, overlaps with anchor year 2018.
World Bank (2024)	WDI	2024 - 2024	Replacing using overlapping data in 2025.
International Monetary Fund (2025)	IMF IFS	2025 - 2025	Replacing using overlapping data in 2026.
International Monetary Fund (2025) (forecasts)	IMF WEO forecast	2026 - 2030	Replacing using overlapping data in 2031.

2 Harmonised series

■ GMD forecast
 — GMD estimate
 Source change
 ● AMF
 ● CLIO
 ● IMF IFS
 ● IMF WEO
 ● IMF WEO forecast
 ● Mitchell
 ● WB GEM
 ● WB infl
 ● WDI
 ● WDI ARC



Mauritius

COVERAGE
1946-2030

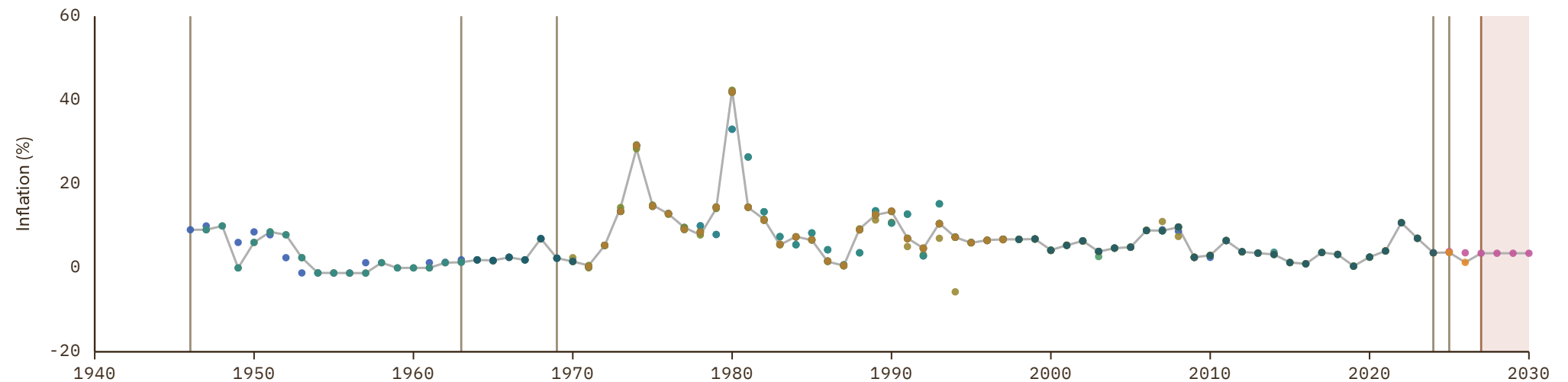
UNIT
in %

1 Source composition

SOURCE	CODE	TIME SPAN	NOTES
Internl Inst. Social History (2024)	CLIO	1946 - 1946	Replacing using overlapping data in 1947.
Carmen M. Reinhart et al. (2009)	RR	1947 - 1963	Replacing using overlapping data in 1964.
World Bank (2024)	WDI	1964 - 1969	Replacing using overlapping data in 1970.
World Bank (2024)	WB	1970 - 2023	Baseline source, overlaps with anchor year 2018.
World Bank (2024)	WDI	2024 - 2024	Replacing using overlapping data in 2025.
World Bank (2026)	WB GEM	2025 - 2026	Replacing using overlapping data in 2027.
International Monetary Fund (2025) (forecasts)	IMF WEO forecast	2027 - 2030	Replacing using overlapping data in 2031.

2 Harmonised series

GMD forecast
 GMD estimate
 Source change
 ● CLIO
 ● IMF IFS
 ● IMF WEO
 ● IMF WEO forecast
 ● Mitchell
 ● RR
 ● WB GEM
 ● WB infl
 ● WDI
 ● WDI ARC



Moldova

 COVERAGE
1992–2030

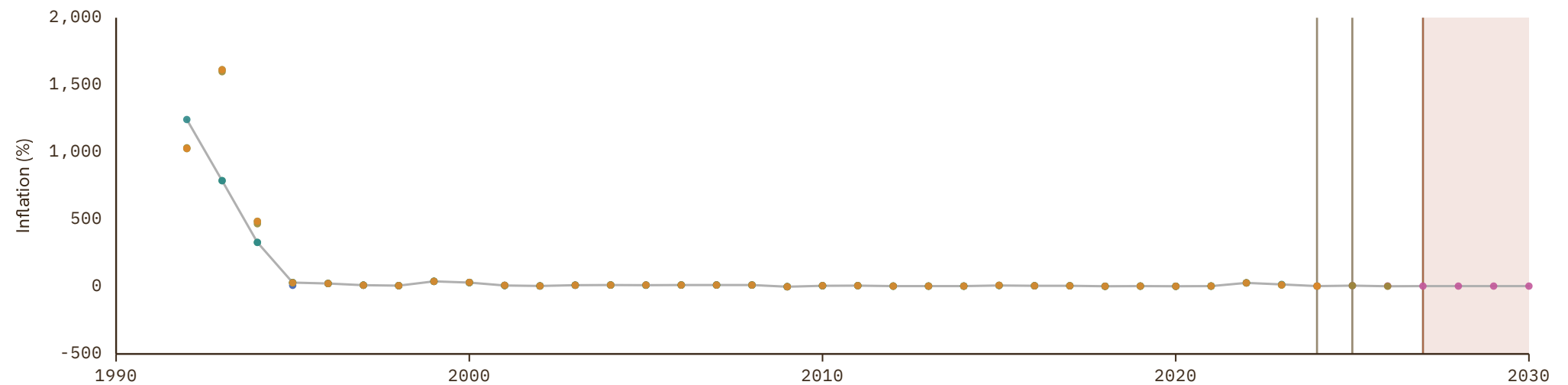
 UNIT
in %

1 Source composition

SOURCE	CODE	TIME SPAN	NOTES
World Bank (2024)	WB	1992 - 2023	Baseline source, overlaps with anchor year 2018.
World Bank (2024)	WDI	2024 - 2024	Replacing using overlapping data in 2025.
World Bank (2026)	WB GEM	2025 - 2026	Replacing using overlapping data in 2027.
International Monetary Fund (2025) (forecasts)	IMF WEO forecast	2027 - 2030	Replacing using overlapping data in 2031.

2 Harmonised series

■ GMD forecast
 — GMD estimate
 | Source change
 ● CLIO
 ● IMF IFS
 ● IMF WEO
 ● IMF WEO forecast
 ● WB GEM
 ● WB infl
 ● WDI



Mongolia

COVERAGE
1991–2030

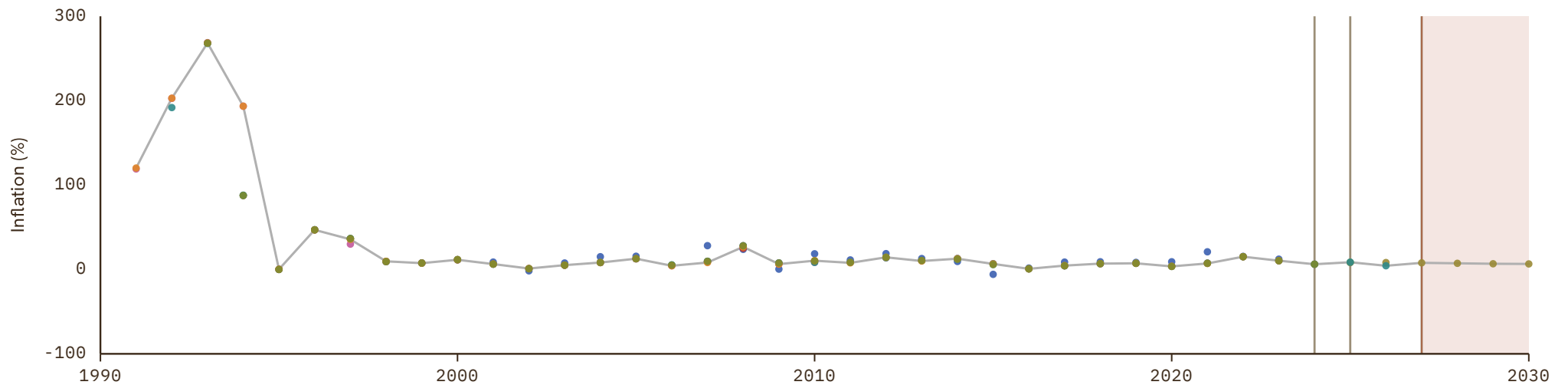
UNIT
in %

1 Source composition

SOURCE	CODE	TIME SPAN	NOTES
World Bank (2024)	WB	1991 - 2023	Baseline source, overlaps with anchor year 2018.
World Bank (2024)	WDI	2024 - 2024	Replacing using overlapping data in 2025.
World Bank (2026)	WB GEM	2025 - 2026	Replacing using overlapping data in 2027.
International Monetary Fund (2025) (forecasts)	IMF WEO forecast	2027 - 2030	Replacing using overlapping data in 2031.

2 Harmonised series

GMD forecast
 — GMD estimate
 | Source change
 ● ADB
 ● CLIO
 ● IMF IFS
 ● IMF WEO
 ● IMF WEO forecast
 ● WB GEM
 ● WB infl
 ● WDI



Montenegro

COVERAGE
2000–2030

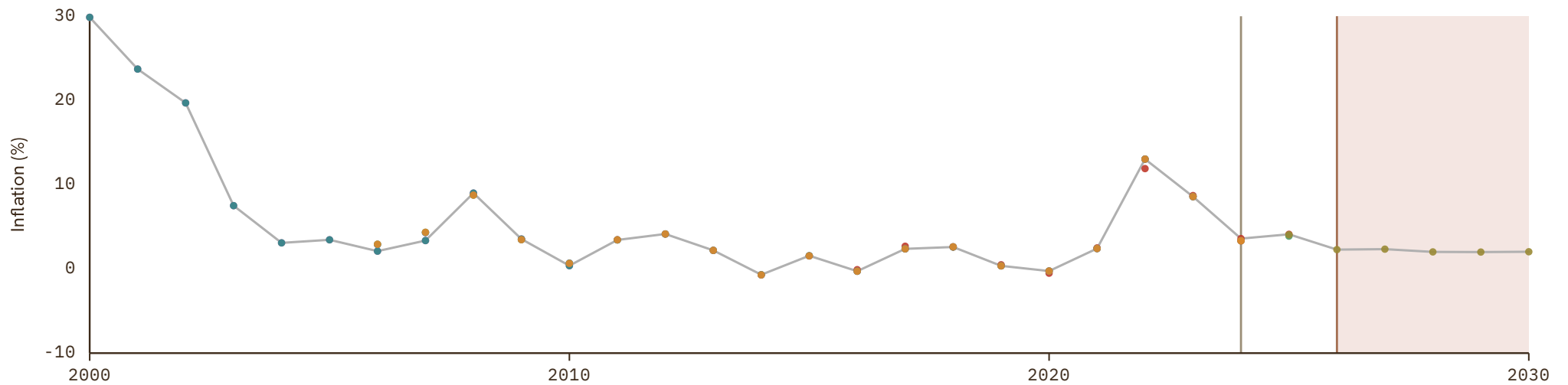
UNIT
in %

1 Source composition

SOURCE	CODE	TIME SPAN	NOTES
World Bank (2024)	WB	2000 - 2023	Baseline source, overlaps with anchor year 2018.
Eurostat (2025)	EUS	2024 - 2025	Replacing using overlapping data in 2026.
International Monetary Fund (2025) (forecasts)	IMF WEO forecast	2026 - 2030	Replacing using overlapping data in 2031.

2 Harmonised series

GMD forecast
 — GMD estimate
 | Source change
 ● CLIO
 ● EUS
 ● IMF IFS
 ● IMF WEO
 ● IMF WEO forecast
 ● WB infl
 ● WDI



Morocco

COVERAGE
1940-2030

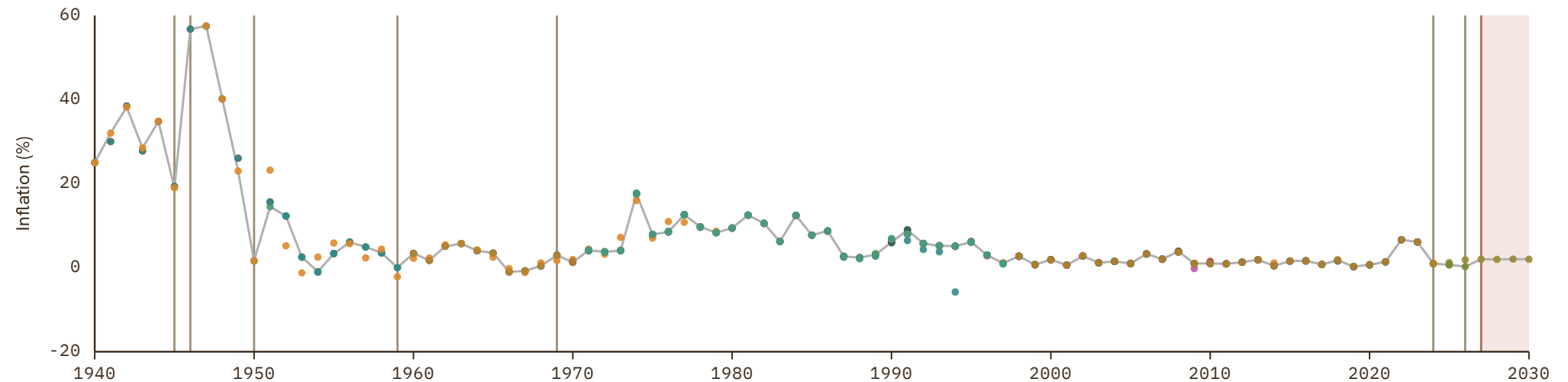
UNIT
in %

1 Source composition

SOURCE	CODE	TIME SPAN	NOTES
Carmen M. Reinhart et al. (2009)	RR	1940 - 1945	Replacing using overlapping data in 1946.
Internl Inst. Social History (2024)	CLIO	1946 - 1946	Replacing using overlapping data in 1947.
Carmen M. Reinhart et al. (2009)	RR	1947 - 1950	Replacing using overlapping data in 1951.
International Monetary Fund (2025)	IMF IFS	1951 - 1959	Replacing using overlapping data in 1960.
World Bank (2024)	WDI	1960 - 1969	Replacing using overlapping data in 1970.
World Bank (2024)	WB	1970 - 2023	Baseline source, overlaps with anchor year 2018.
Bank for Internl Settlements (2024)	BIS	2024 - 2025	Replacing using overlapping data in 2026.
World Bank (2026)	WB GEM	2026 - 2026	Replacing using overlapping data in 2027.
International Monetary Fund (2025) (forecasts)	IMF WEO forecast	2027 - 2030	Replacing using overlapping data in 2031.

2 Harmonised series

GMD forecast
 — GMD estimate
| Source change
● BIS
● CLIO
● IMF IFS
● IMF WEO
● IMF WEO forecast
● Mitchell
● RR
● WB GEM
● WB infl
● WDI
● WDI ARC



Mozambique

COVERAGE
1940–2030

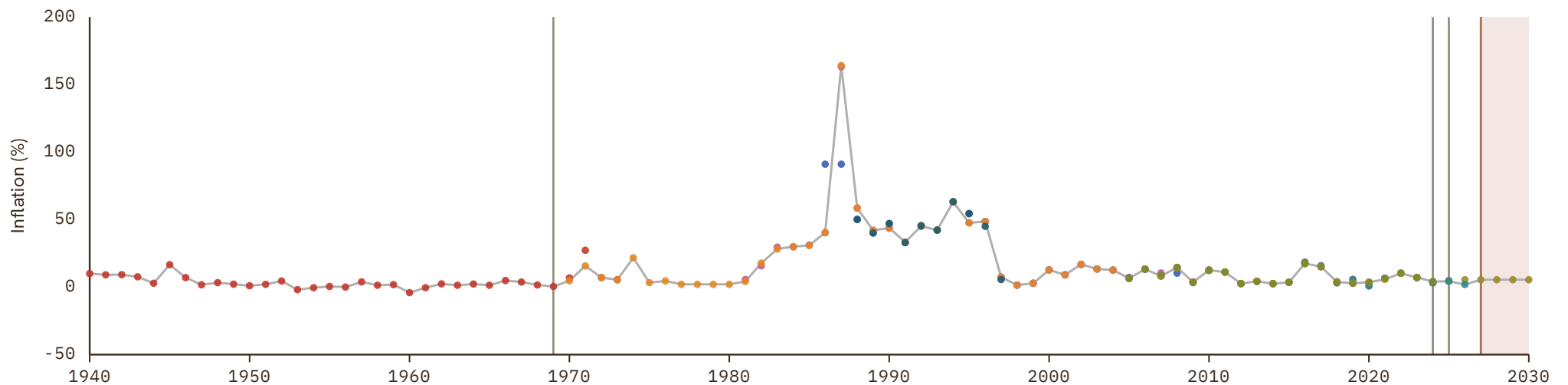
UNIT
in %

1 Source composition

SOURCE	CODE	TIME SPAN	NOTES
Schuler (2015)	HFS	1940 - 1969	Replacing using overlapping data in 1970.
World Bank (2024)	WB	1970 - 2023	Baseline source, overlaps with anchor year 2018.
World Bank (2024)	WDI	2024 - 2024	Replacing using overlapping data in 2025.
World Bank (2026)	WB GEM	2025 - 2026	Replacing using overlapping data in 2027.
International Monetary Fund (2025) (forecasts)	IMF WEO forecast	2027 - 2030	Replacing using overlapping data in 2031.

2 Harmonised series

■ GMD forecast
 — GMD estimate
 Source change
 ● CLIO
 ● HFS
 ● IMF IFS
 ● IMF WEO
 ● IMF WEO forecast
 ● WB GEM
 ● WB infl
 ● WDI
 ● WDI ARC



Myanmar

COVERAGE
1872-2030

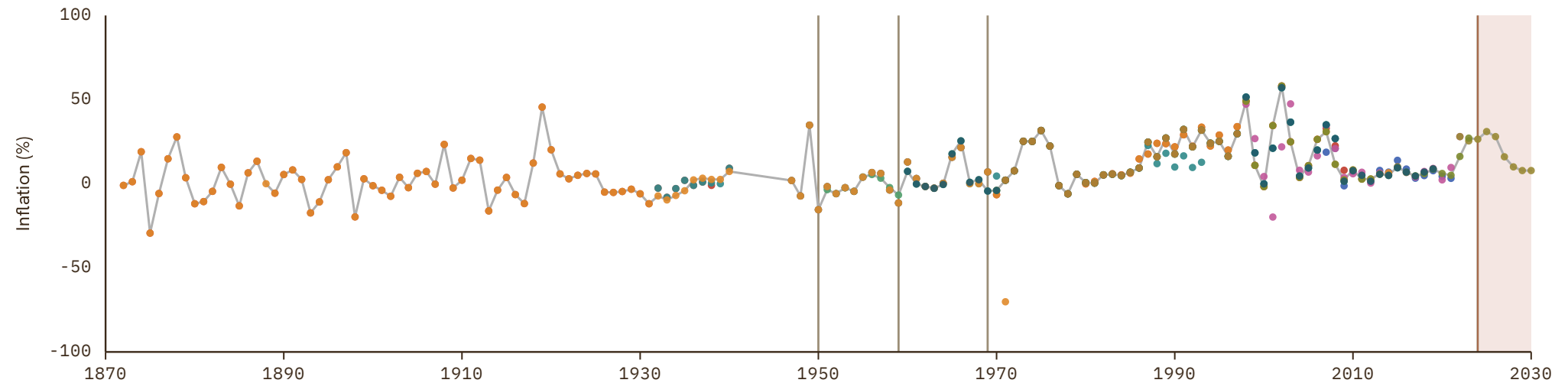
UNIT
in %

1 Source composition

SOURCE	CODE	TIME SPAN	NOTES
Carmen M. Reinhart et al. (2009)	RR	1872 - 1950	Replacing using overlapping data in 1951.
International Monetary Fund (2025)	IMF IFS	1951 - 1959	Replacing using overlapping data in 1960.
World Bank (2024)	WDI	1960 - 1969	Replacing using overlapping data in 1970.
World Bank (2024)	WB	1970 - 2023	Baseline source, overlaps with anchor year 2018.
International Monetary Fund (2025) (forecasts)	IMF WEO forecast	2024 - 2030	Replacing using overlapping data in 2031.

2 Harmonised series

■ GMD forecast
 — GMD estimate
 Source change
 ● ADB
 ● CLIO
 ● IMF IFS
 ● IMF WEO
 ● IMF WEO forecast
 ● Mitchell
 ● RR
 ● WB infl
 ● WDI
 ● WDI ARC



Namibia

COVERAGE
1970–2030

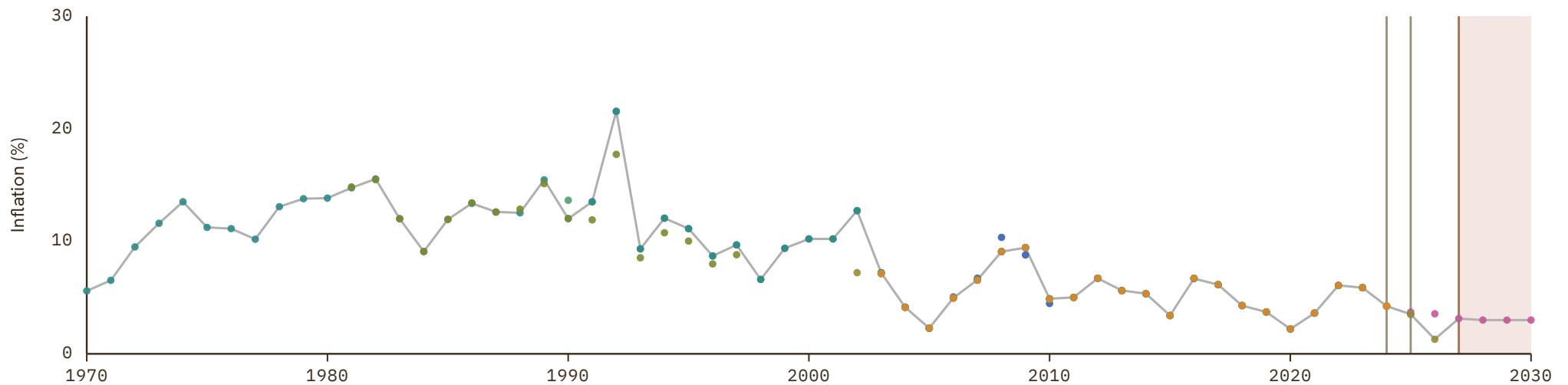
UNIT
in %

1 Source composition

SOURCE	CODE	TIME SPAN	NOTES
World Bank (2024)	WB	1970 - 2023	Baseline source, overlaps with anchor year 2018.
World Bank (2024)	WDI	2024 - 2024	Replacing using overlapping data in 2025.
World Bank (2026)	WB GEM	2025 - 2026	Replacing using overlapping data in 2027.
International Monetary Fund (2025) (forecasts)	IMF WEO forecast	2027 - 2030	Replacing using overlapping data in 2031.

2 Harmonised series

■ GMD forecast
 — GMD estimate
 Source change
 ● CLIO
 ● IMF IFS
 ● IMF WEO
 ● IMF WEO forecast
 ● WB GEM
 ● WB infl
 ● WDI
 ● WDI ARC



Nepal

COVERAGE
1965-2030

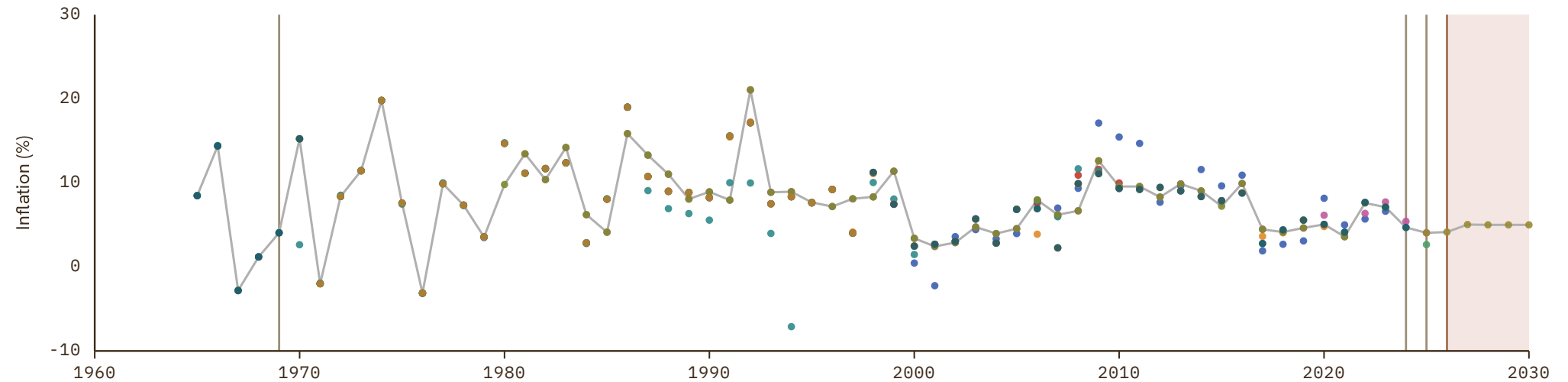
UNIT
in %

1 Source composition

SOURCE	CODE	TIME SPAN	NOTES
World Bank (2024)	WDI	1965 - 1969	Replacing using overlapping data in 1970.
World Bank (2024)	WB	1970 - 2023	Baseline source, overlaps with anchor year 2018.
World Bank (2024)	WDI	2024 - 2024	Replacing using overlapping data in 2025.
International Monetary Fund (2025)	IMF WEO	2025 - 2025	Replacing using overlapping data in 2026.
International Monetary Fund (2025) (forecasts)	IMF WEO forecast	2026 - 2030	Replacing using overlapping data in 2031.

2 Harmonised series

■ GMD forecast
 — GMD estimate
 Source change
 ● ADB
 ● CLIO
 ● IMF IFS
 ● IMF WEO
 ● IMF WEO forecast
 ● Mitchell
 ● WB GEM
 ● WB infl
 ● WDI
 ● WDI ARC



Netherlands

COVERAGE
1500-2030

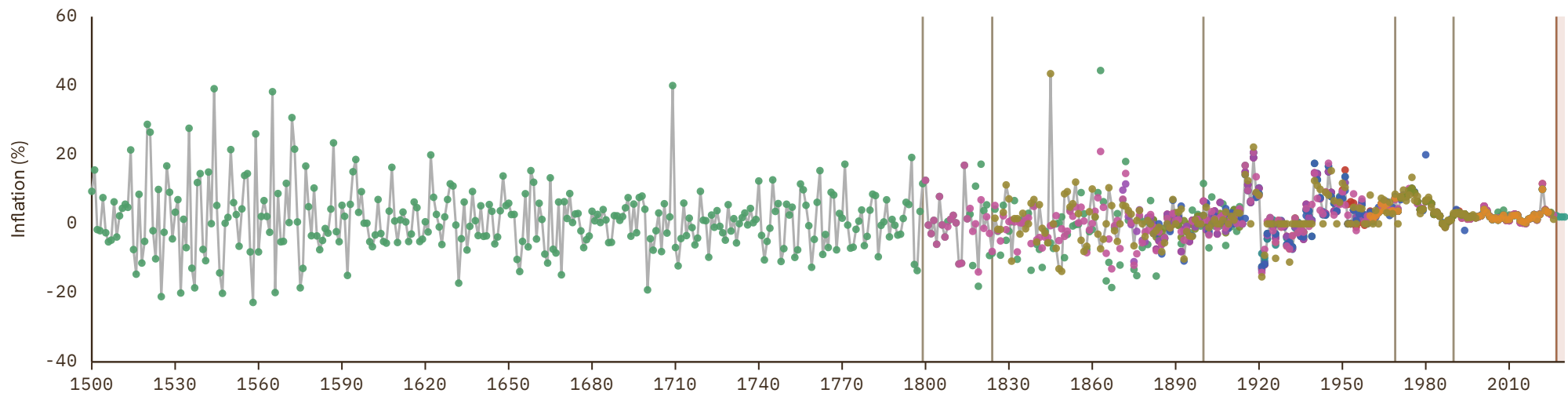
UNIT
in %

1 Source composition

SOURCE	CODE	TIME SPAN	NOTES
Internl Inst. Social History (2024)	CLIO	1500 - 1799	Replacing using overlapping data in 1800.
Carmen M. Reinhart et al. (2009)	RR	1800 - 1824	Replacing using overlapping data in 1825.
CBS et al. (2001)	CS2 NLD	1825 - 1900	Replacing using overlapping data in 1901.
Bank for Internl Settlements (2024)	BIS	1901 - 1969	Replacing using overlapping data in 1970.
World Bank (2024)	WB	1970 - 1990	Replacing using overlapping data in 1991.
OECD (2024)	OECD EO	1991 - 2026	Baseline source, overlaps with anchor year 2018.
International Monetary Fund (2025) (forecasts)	IMF WEO forecast	2027 - 2030	Replacing using overlapping data in 2031.

2 Harmonised series

GMD forecast
 GMD estimate
 Source change
 ● BIS
 ● BORDO
 ● CLIO
 ● EUS
 ● FZ
 ● HFS
 ● IHD
 ● IHD 2
 ● IMF IFS
 ● IMF WEO
● IMF WEO forecast
● JST
● Mitchell
● OECD EO
● OECD KEI
● RR
● WB GEM
● WB infl
● WDI
● WDI ARC
● CS2



Netherlands Antilles

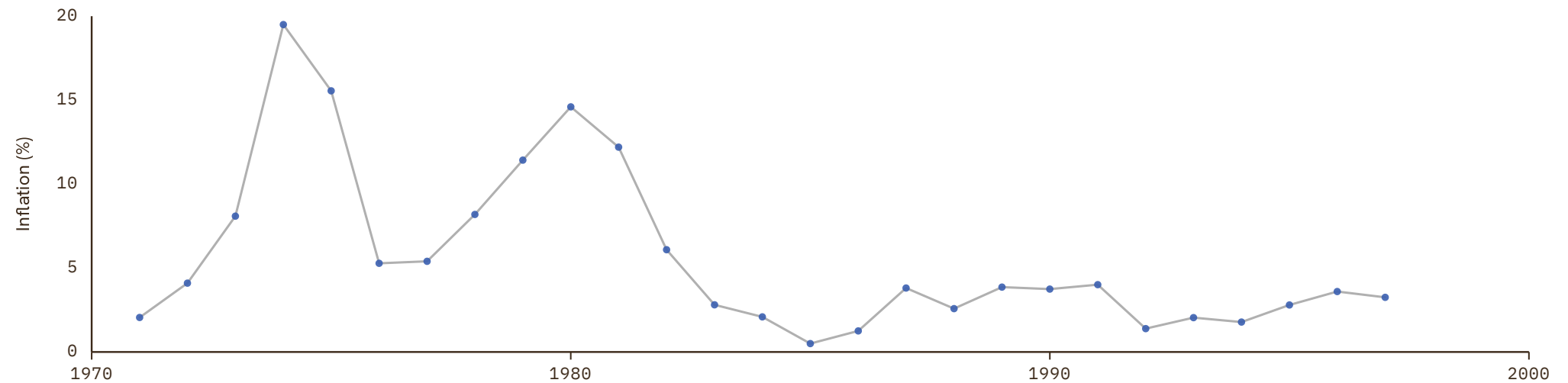
COVERAGE
1971-1997UNIT
in %

1 Source composition

SOURCE	CODE	TIME SPAN	NOTES
World Bank (1999)	WDI ARC	1971 - 1997	Replacing using overlapping data in 1998.

2 Harmonised series

— GMD estimate ● WDI ARC



New Zealand

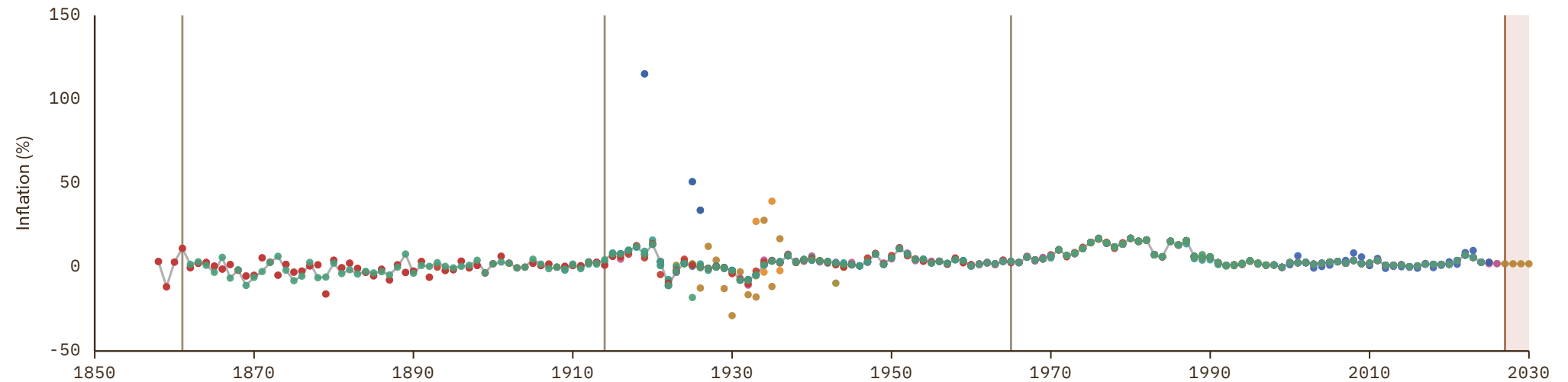
COVERAGE
1858-2030

UNIT
in %

1 Source composition

SOURCE	CODE	TIME SPAN	NOTES
Carmen M. Reinhart et al. (2009)	RR	1858 - 1861	Replacing using overlapping data in 1862.
NZ Inst. Economic Research (2026)	CS1 NZL	1862 - 1914	Replacing using overlapping data in 1915.
Bank for Internl Settlements (2024)	BIS	1915 - 1965	Replacing using overlapping data in 1966.
OECD (2024)	OECD EO	1966 - 2026	Baseline source, overlaps with anchor year 2018.
International Monetary Fund (2025) (forecasts)	IMF WEO forecast	2027 - 2030	Replacing using overlapping data in 2031.

2 Harmonised series



Nicaragua

COVERAGE
1938-2030

UNIT
in %

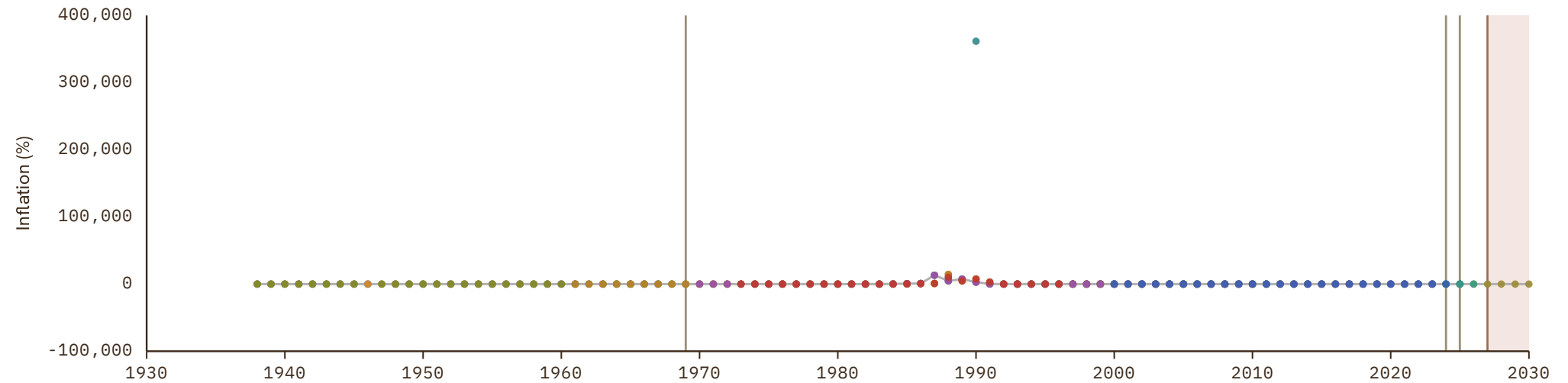
1 Source composition

SOURCE	CODE	TIME SPAN	NOTES
Luis Bértola et al. (2018)	Moxlad	1938 - 1969	Replacing using overlapping data in 1970.
World Bank (2024)	WB	1970 - 2023	Baseline source, overlaps with anchor year 2018.
World Bank (2024)	WDI	2024 - 2024	Replacing using overlapping data in 2025.
World Bank (2026)	WB GEM	2025 - 2026	Replacing using overlapping data in 2027.
International Monetary Fund (2025) (forecasts)	IMF WEO forecast	2027 - 2030	Replacing using overlapping data in 2031.

2 Harmonised series

GMD forecast
 GMD estimate
 Source change
● CLIO
● ECLAC
● IMF IFS
● IMF WEO
● IMF WEO forecast
● Mitchell
● Moxlad
● RR
● SECMCA

● SECMCA HIST
● WB GEM
● WB infl
● WDI
● WDI ARC



Niger

COVERAGE
1964-2030

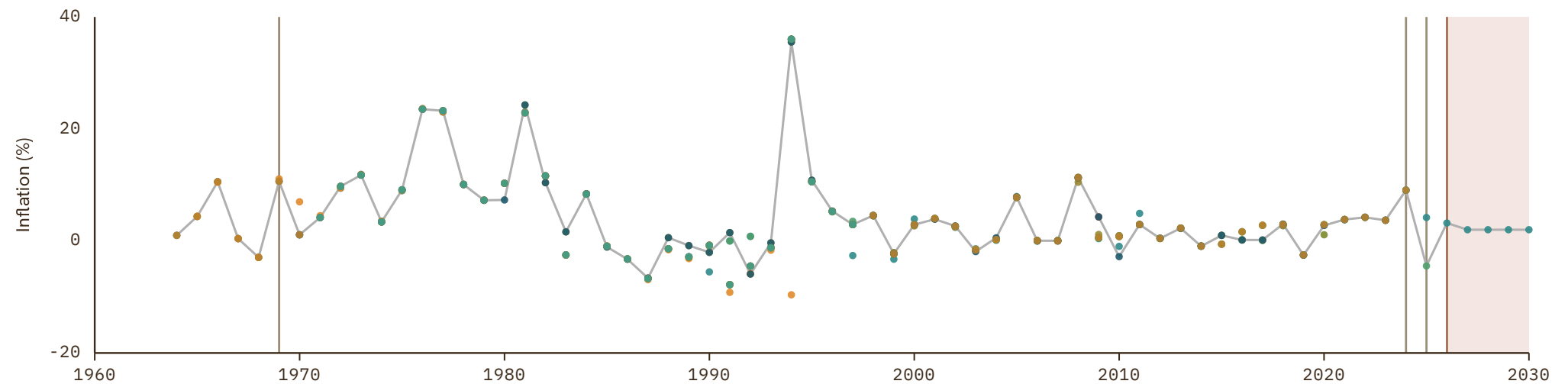
UNIT
in %

1 Source composition

SOURCE	CODE	TIME SPAN	NOTES
World Bank (2024)	WDI	1964 - 1969	Replacing using overlapping data in 1970.
World Bank (2024)	WB	1970 - 2023	Baseline source, overlaps with anchor year 2018.
BCEAO (2024)	BCEAO	2024 - 2024	Replacing using overlapping data in 2025.
International Monetary Fund (2025)	IMF IFS	2025 - 2025	Replacing using overlapping data in 2026.
International Monetary Fund (2025) (forecasts)	IMF WEO forecast	2026 - 2030	Replacing using overlapping data in 2031.

2 Harmonised series

█ GMD forecast
 — GMD estimate
 Source change
 ● BCEAO
 ● CLIO
 ● FRANC ZONE
 ● IMF IFS
 ● IMF WEO
 ● IMF WEO forecast
 ● Mitchell
 ● WB GEM
 ● WB infl
 ● WDI
 ● WDI ARC



Nigeria

COVERAGE
1954–2030

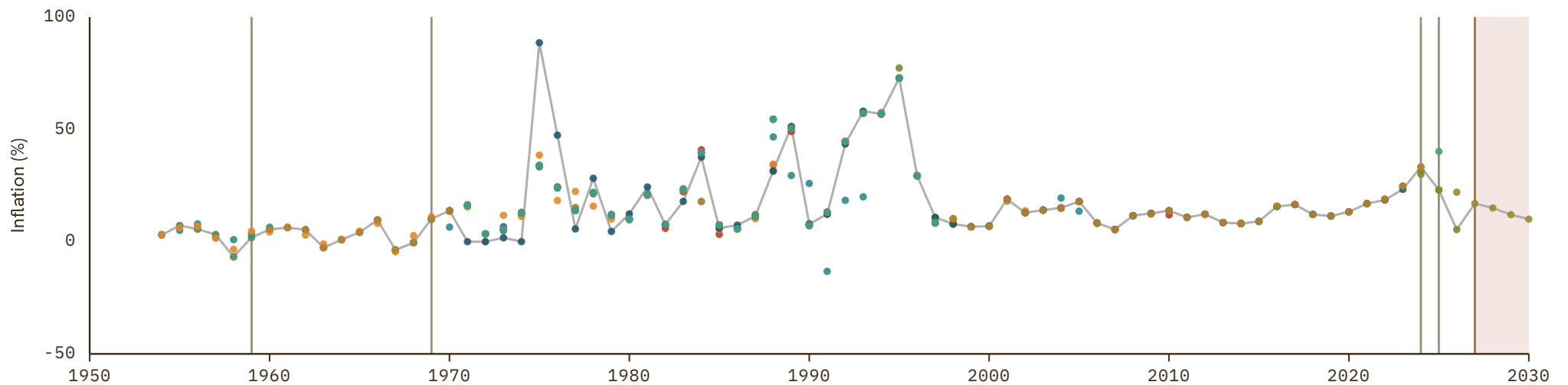
UNIT
in %

1 Source composition

SOURCE	CODE	TIME SPAN	NOTES
International Monetary Fund (2025)	IMF IFS	1954 - 1959	Replacing using overlapping data in 1960.
World Bank (2024)	WDI	1960 - 1969	Replacing using overlapping data in 1970.
World Bank (2024)	WB	1970 - 2023	Baseline source, overlaps with anchor year 2018.
World Bank (2024)	WDI	2024 - 2024	Replacing using overlapping data in 2025.
World Bank (2026)	WB GEM	2025 - 2026	Replacing using overlapping data in 2027.
International Monetary Fund (2025) (forecasts)	IMF WEO forecast	2027 - 2030	Replacing using overlapping data in 2031.

2 Harmonised series

■ GMD forecast
 — GMD estimate
 Source change
 ● BORDO
 ● CLIO
 ● IMF IFS
 ● IMF WEO
 ● IMF WEO forecast
 ● Mitchell
 ● RR
 ● WB GEM
 ● WB infl
 ● WDI
 ● WDI ARC



Norway

COVERAGE
1517-2030

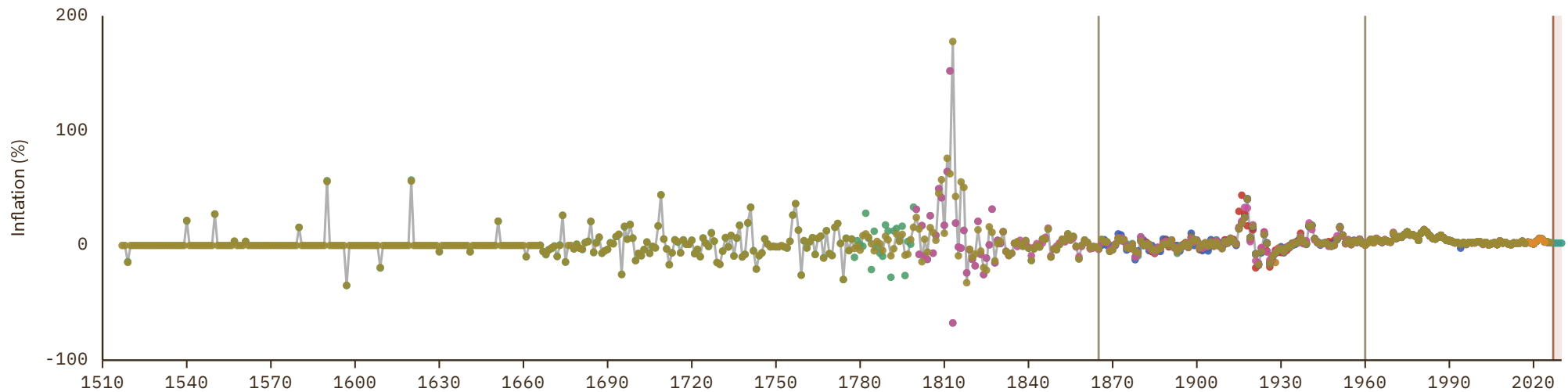
UNIT
in %

1 Source composition

SOURCE	CODE	TIME SPAN	NOTES
Eitrheim et al. (2023)	CS2 NOR	1517 - 1865	Replacing using overlapping data in 1866.
Bank for Internl Settlements (2024)	BIS	1866 - 1960	Replacing using overlapping data in 1961.
OECD (2024)	OECD EO	1961 - 2026	Baseline source, overlaps with anchor year 2018.
International Monetary Fund (2025) (forecasts)	IMF WEO forecast	2027 - 2030	Replacing using overlapping data in 2031.

2 Harmonised series

GMD forecast
 GMD estimate
 Source change
 ● BIS
 ● BORDO
 ● CLIO
 ● EUS
 ● FZ
 ● HFS
 ● IHD
 ● IHD 2
 ● IMF IFS
 ● IMF WEO
● IMF WEO forecast
● JST
● Mitchell
● OECD EO
● OECD KEI
● RR
● WB GEM
● WB infl
● WDI
● WDI ARC
● CS2



Oman

COVERAGE
1970-2030

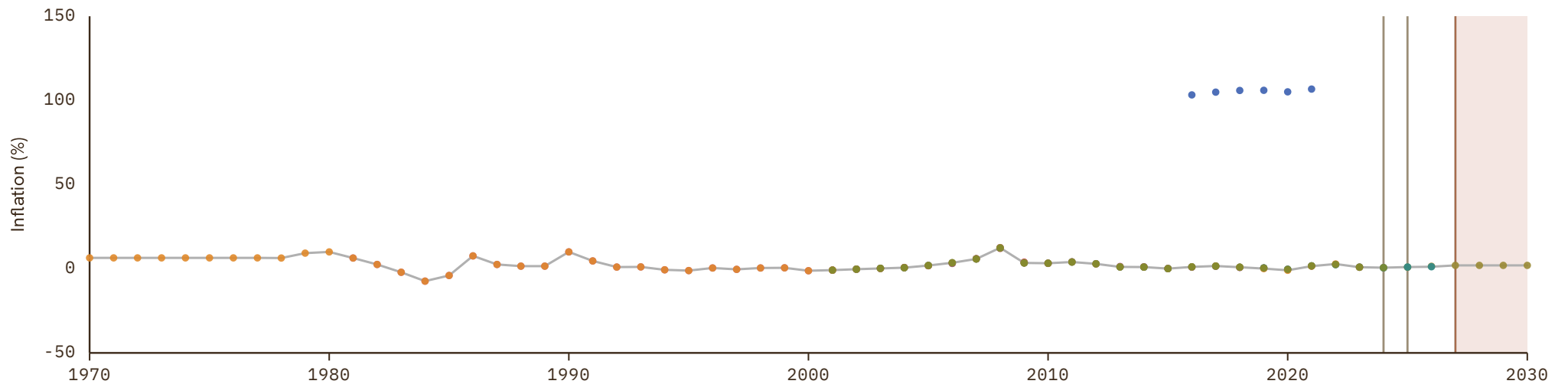
UNIT
in %

1 Source composition

SOURCE	CODE	TIME SPAN	NOTES
World Bank (2024)	WB	1970 - 2023	Baseline source, overlaps with anchor year 2018.
World Bank (2024)	WDI	2024 - 2024	Replacing using overlapping data in 2025.
World Bank (2026)	WB GEM	2025 - 2026	Replacing using overlapping data in 2027.
International Monetary Fund (2025) (forecasts)	IMF WEO forecast	2027 - 2030	Replacing using overlapping data in 2031.

2 Harmonised series

GMD forecast
 — GMD estimate
| Source change
● AMF
● CLIO
● IMF IFS
● IMF WEO
● IMF WEO forecast
● WB GEM
● WB infl
● WDI



Pakistan

COVERAGE
1949–2030

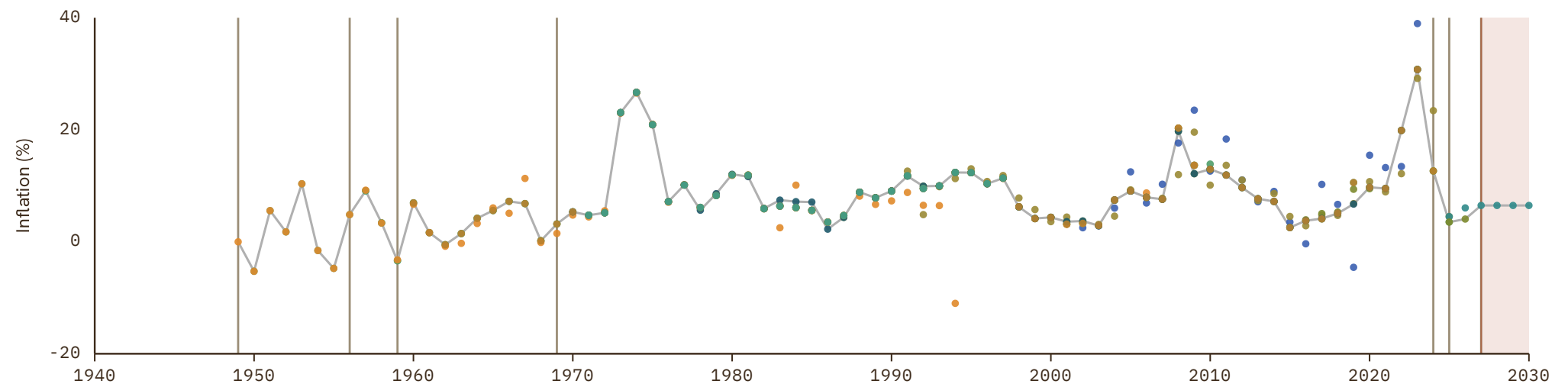
UNIT
in %

1 Source composition

SOURCE	CODE	TIME SPAN	NOTES
Brian Mitchell (2013)	Mitchell	1949 - 1949	Replacing using overlapping data in 1950.
Internl Inst. Social History (2024)	CLIO	1950 - 1956	Replacing using overlapping data in 1957.
International Monetary Fund (2025)	IMF IFS	1957 - 1959	Replacing using overlapping data in 1960.
World Bank (2024)	WDI	1960 - 1969	Replacing using overlapping data in 1970.
World Bank (2024)	WB	1970 - 2023	Baseline source, overlaps with anchor year 2018.
World Bank (2024)	WDI	2024 - 2024	Replacing using overlapping data in 2025.
World Bank (2026)	WB GEM	2025 - 2026	Replacing using overlapping data in 2027.
International Monetary Fund (2025) (forecasts)	IMF WEO forecast	2027 - 2030	Replacing using overlapping data in 2031.

2 Harmonised series

GMD forecast
 — GMD estimate
 | Source change
 ● ADB
 ● BORDO
 ● CLIO
 ● IMF IFS
 ● IMF WEO
 ● IMF WEO forecast
 ● Mitchell
 ● WB GEM
 ● WB infl
 ● WDI
 ● WDI ARC



Palestine

COVERAGE
1923–2025

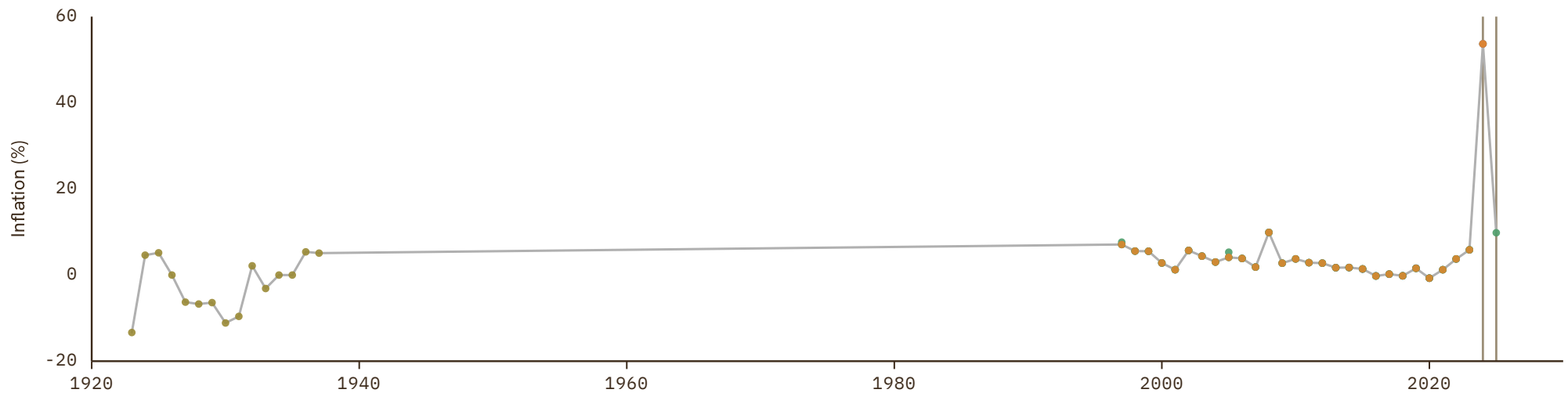
UNIT
in %

1 Source composition

SOURCE	CODE	TIME SPAN	NOTES
Brian Mitchell (2013)	Mitchell	1923 - 1996	Replacing using overlapping data in 1997.
World Bank (2024)	WB	1997 - 2023	Baseline source, overlaps with anchor year 2018.
World Bank (2024)	WDI	2024 - 2024	Replacing using overlapping data in 2025.
International Monetary Fund (2025)	IMF IFS	2025 - 2025	Replacing using overlapping data in 2026.

2 Harmonised series

— GMD estimate | Source change ● AMF ● IMF IFS ● IMF WEO ● IMF WEO forecast ● Mitchell ● WB infl ● WDI



Panama

COVERAGE
1940-2030

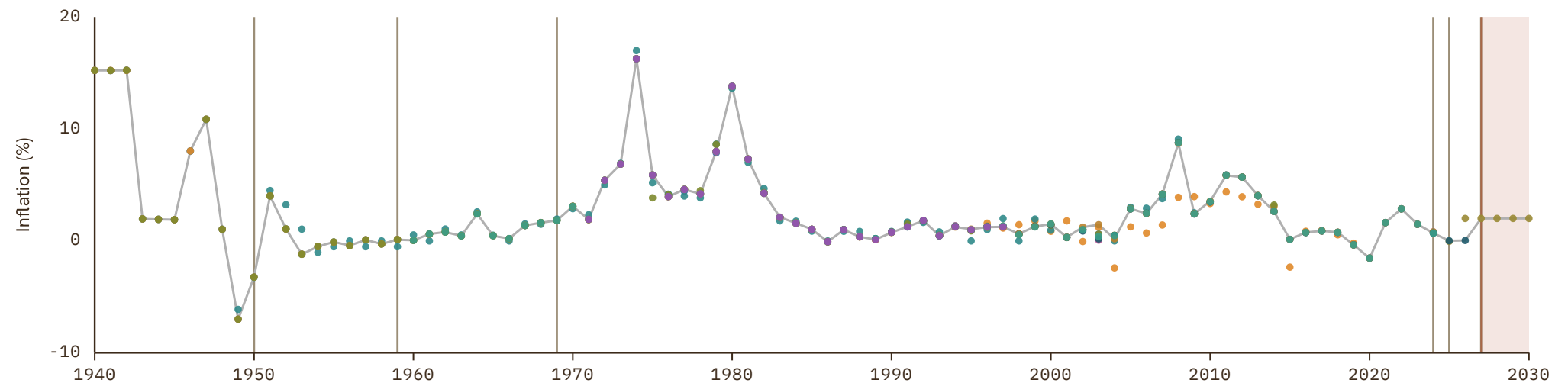
UNIT
in %

1 Source composition

SOURCE	CODE	TIME SPAN	NOTES
Luis Bértola et al. (2018)	Moxlad	1940 - 1950	Replacing using overlapping data in 1951.
International Monetary Fund (2025)	IMF IFS	1951 - 1959	Replacing using overlapping data in 1960.
World Bank (2024)	WDI	1960 - 1969	Replacing using overlapping data in 1970.
World Bank (2024)	WB	1970 - 2023	Baseline source, overlaps with anchor year 2018.
World Bank (2024)	WDI	2024 - 2024	Replacing using overlapping data in 2025.
World Bank (2026)	WB GEM	2025 - 2026	Replacing using overlapping data in 2027.
International Monetary Fund (2025) (forecasts)	IMF WEO forecast	2027 - 2030	Replacing using overlapping data in 2031.

2 Harmonised series

GMD forecast
 GMD estimate
 Source change
 ● CLIO
 ● ECLAC
 ● IMF IFS
 ● IMF WEO
 ● IMF WEO forecast
 ● Mitchell
 ● Moxlad
 ● RR
 ● WB GEM
 ● WB infl
 ● WDI
 ● WDI ARC



Papua New Guinea

COVERAGE
1970-2030

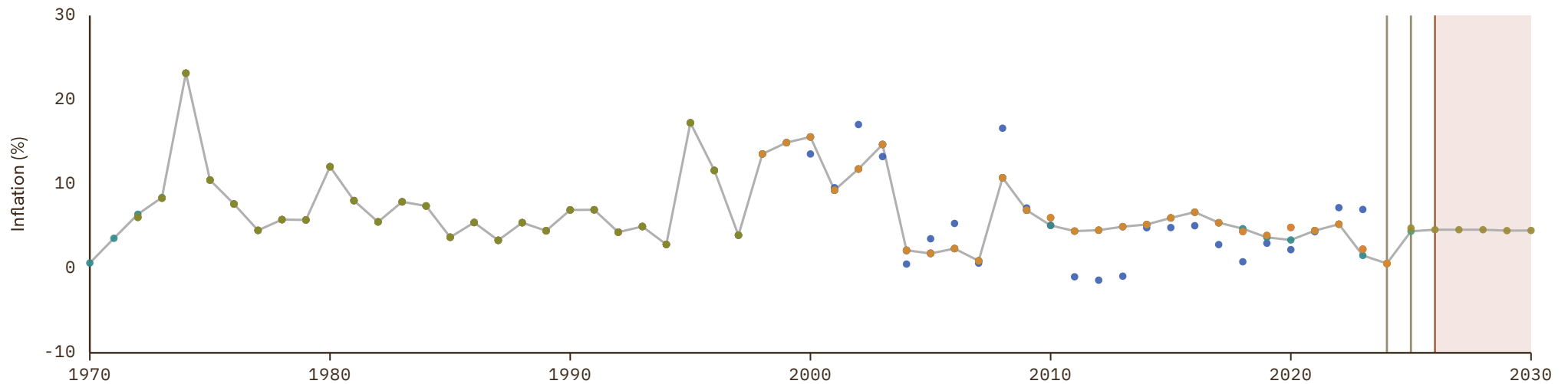
UNIT
in %

1 Source composition

SOURCE	CODE	TIME SPAN	NOTES
World Bank (2024)	WB	1970 - 2023	Baseline source, overlaps with anchor year 2018.
World Bank (2024)	WDI	2024 - 2024	Replacing using overlapping data in 2025.
International Monetary Fund (2025)	IMF IFS	2025 - 2025	Replacing using overlapping data in 2026.
International Monetary Fund (2025) (forecasts)	IMF WEO forecast	2026 - 2030	Replacing using overlapping data in 2031.

2 Harmonised series

GMD forecast
 — GMD estimate
 | Source change
 ● ADB
 ● CLIO
 ● IMF IFS
 ● IMF WEO
 ● IMF WEO forecast
 ● WB infl
 ● WDI
 ● WDI ARC



Paraguay

COVERAGE
1939-2030

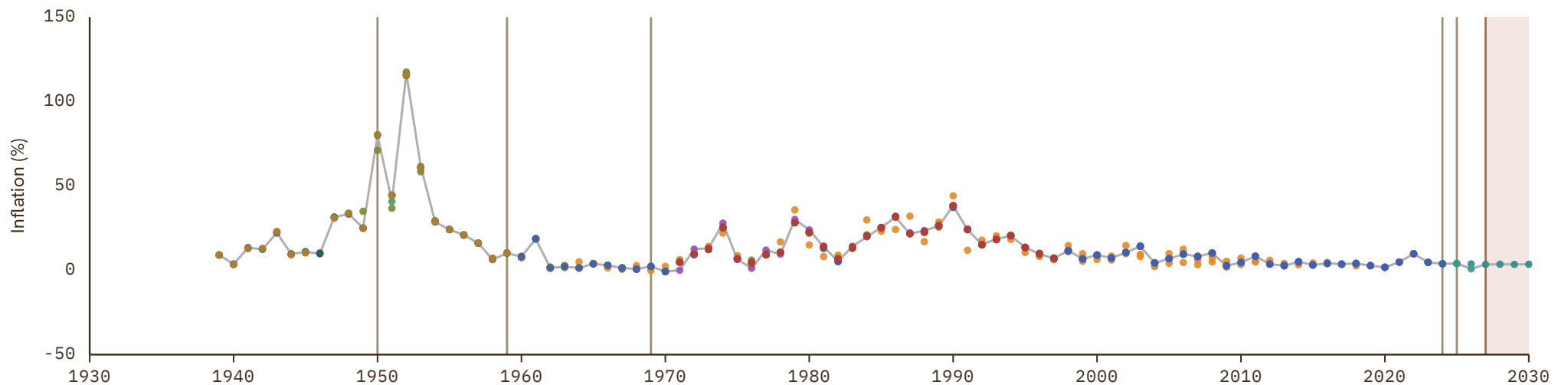
UNIT
in %

1 Source composition

SOURCE	CODE	TIME SPAN	NOTES
Luis Bértola et al. (2018)	Moxlad	1939 - 1950	Replacing using overlapping data in 1951.
International Monetary Fund (2025)	IMF IFS	1951 - 1959	Replacing using overlapping data in 1960.
World Bank (2024)	WDI	1960 - 1969	Replacing using overlapping data in 1970.
World Bank (2024)	WB	1970 - 2023	Baseline source, overlaps with anchor year 2018.
World Bank (2024)	WDI	2024 - 2024	Replacing using overlapping data in 2025.
World Bank (2026)	WB GEM	2025 - 2026	Replacing using overlapping data in 2027.
International Monetary Fund (2025) (forecasts)	IMF WEO forecast	2027 - 2030	Replacing using overlapping data in 2031.

2 Harmonised series

GMD forecast
 GMD estimate
| Source change
● BORDO
● CLIO
● ECLAC
● IMF IFS
● IMF WEO
● IMF WEO forecast
● MAFHOLA
● Mitchell
● Moxlad
● RR
● WB GEM
● WB infl
● WDI
● WDI ARC



Peru

COVERAGE
1565–2030

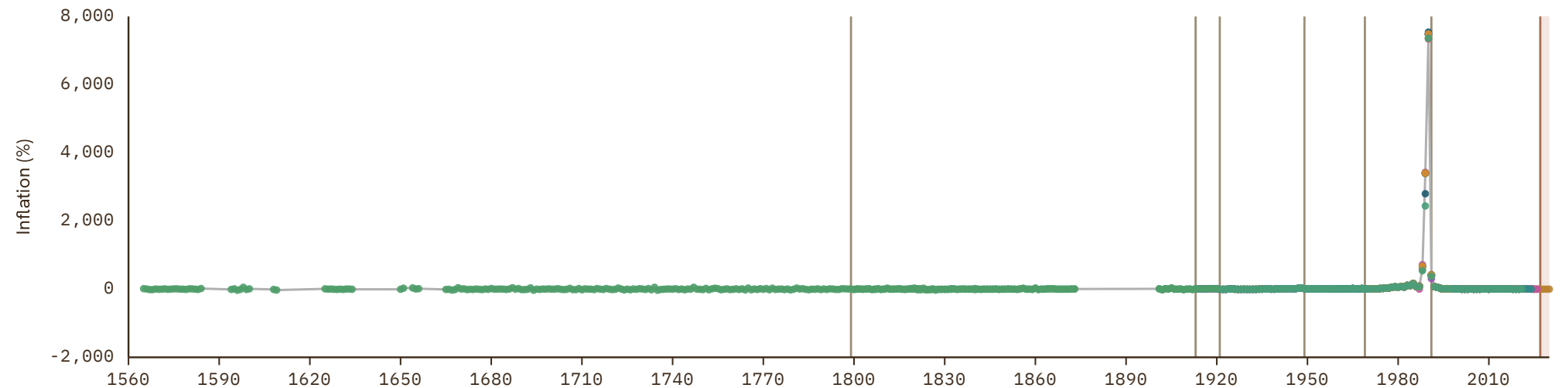
UNIT
in %

1 Source composition

SOURCE	CODE	TIME SPAN	NOTES
Internl Inst. Social History (2024)	CLIO	1565 - 1799	Replacing using overlapping data in 1800.
Carmen M. Reinhart et al. (2009)	RR	1800 - 1913	Replacing using overlapping data in 1914.
Luis Bértola et al. (2018)	Moxlad	1914 - 1921	Replacing using overlapping data in 1922.
Banco Central de Reserva (2022)	CS1 PER	1922 - 1949	Replacing using overlapping data in 1950.
Bank for Internl Settlements (2024)	BIS	1950 - 1969	Replacing using overlapping data in 1970.
World Bank (2024)	WB	1970 - 1991	Replacing using overlapping data in 1992.
OECD (2024)	OECD EO	1992 - 2026	Baseline source, overlaps with anchor year 2018.
International Monetary Fund (2025) (forecasts)	IMF WEO forecast	2027 - 2030	Replacing using overlapping data in 2031.

2 Harmonised series

GMD forecast
 GMD estimate
 Source change
 ● BIS
 ● BORDO
 ● CLIO
 ● ECLAC
 ● HFS
 ● IHD
 ● IHD 2
 ● IMF IFS
 ● IMF WEO
 ● IMF WEO forecast
 ● MAFHOLA
 ● Mitchell
 ● Moxlad
 ● OECD EO
 ● RR
 ● WB GEM
 ● WB infl
 ● WDI
 ● WDI ARC
 ● CS1



Philippines

COVERAGE
1938–2030

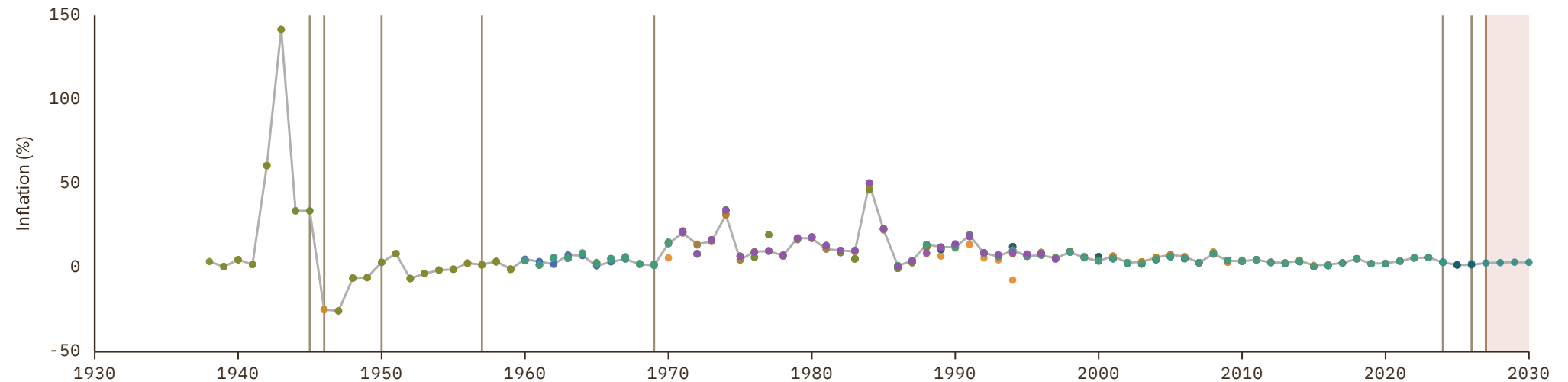
UNIT
in %

1 Source composition

SOURCE	CODE	TIME SPAN	NOTES
Carmen M. Reinhart et al. (2009)	RR	1938 - 1945	Replacing using overlapping data in 1946.
Internl Inst. Social History (2024)	CLIO	1946 - 1946	Replacing using overlapping data in 1947.
Carmen M. Reinhart et al. (2009)	RR	1947 - 1950	Replacing using overlapping data in 1951.
International Monetary Fund (2025)	IMF IFS	1951 - 1957	Replacing using overlapping data in 1958.
Bank for Internl Settlements (2024)	BIS	1958 - 1969	Replacing using overlapping data in 1970.
World Bank (2024)	WB	1970 - 2023	Baseline source, overlaps with anchor year 2018.
Bank for Internl Settlements (2024)	BIS	2024 - 2025	Replacing using overlapping data in 2026.
World Bank (2026)	WB GEM	2026 - 2026	Replacing using overlapping data in 2027.
International Monetary Fund (2025) (forecasts)	IMF WEO forecast	2027 - 2030	Replacing using overlapping data in 2031.

2 Harmonised series

GMD forecast
 GMD estimate
 | Source change
 ● BIS
 ● BORDO
 ● CLIO
 ● IMF IFS
 ● IMF WEO
 ● IMF WEO forecast
 ● Mitchell
 ● RR
 ● WB GEM
 ● WB infl
 ● WDI
 ● WDI ARC



Poland

COVERAGE
1559–2030

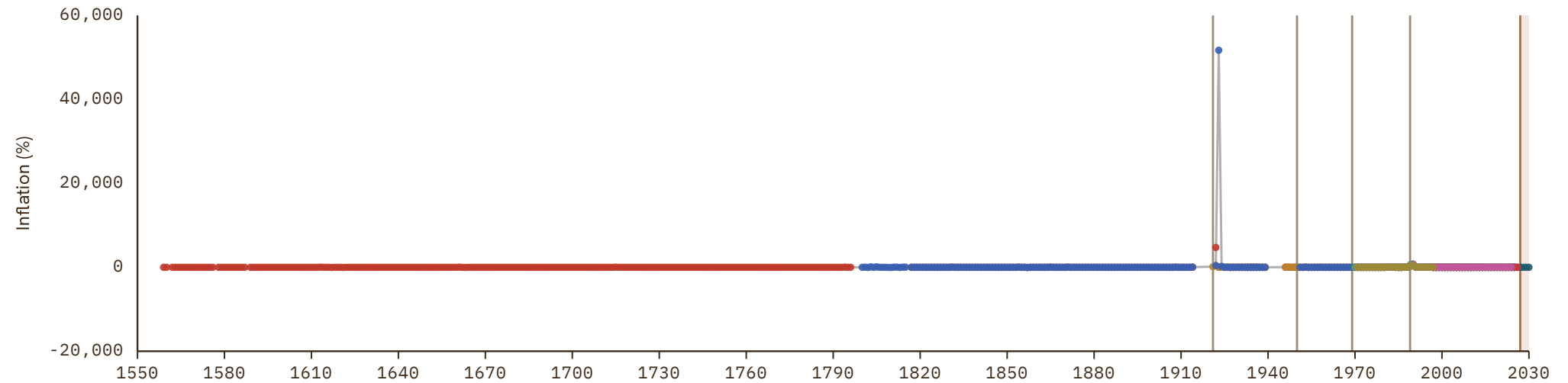
UNIT
in %

1 Source composition

SOURCE	CODE	TIME SPAN	NOTES
Internl Inst. Social History (2024)	CLIO	1559 - 1799	Replacing using overlapping data in 1800.
Carmen M. Reinhart et al. (2009)	RR	1800 - 1920	Replacing using overlapping data in 1921.
Brian Mitchell (2013)	Mitchell	1921 - 1921	Replacing using overlapping data in 1922.
Carmen M. Reinhart et al. (2009)	RR	1922 - 1945	Replacing using overlapping data in 1946.
Internl Inst. Social History (2024)	CLIO	1946 - 1950	Replacing using overlapping data in 1951.
Carmen M. Reinhart et al. (2009)	RR	1951 - 1969	Replacing using overlapping data in 1970.
World Bank (2024)	WB	1970 - 1989	Replacing using overlapping data in 1990.
OECD (2024)	OECD EO	1990 - 2026	Baseline source, overlaps with anchor year 2018.
International Monetary Fund (2025) (forecasts)	IMF WEO forecast	2027 - 2030	Replacing using overlapping data in 2031.

2 Harmonised series

GMD forecast
 GMD estimate
 | Source change
 ● BIS
 ● CLIO
 ● EUS
 ● HFS
 ● IHD
 ● IHD 2
 ● IMF IFS
 ● IMF WEO
 ● IMF WEO forecast
 ● Mitchell
 ● OECD EO
 ● OECD KEI
 ● RR
 ● WB GEM
 ● WB infl
 ● WDI
 ● WDI ARC



Portugal

COVERAGE
1561–2030

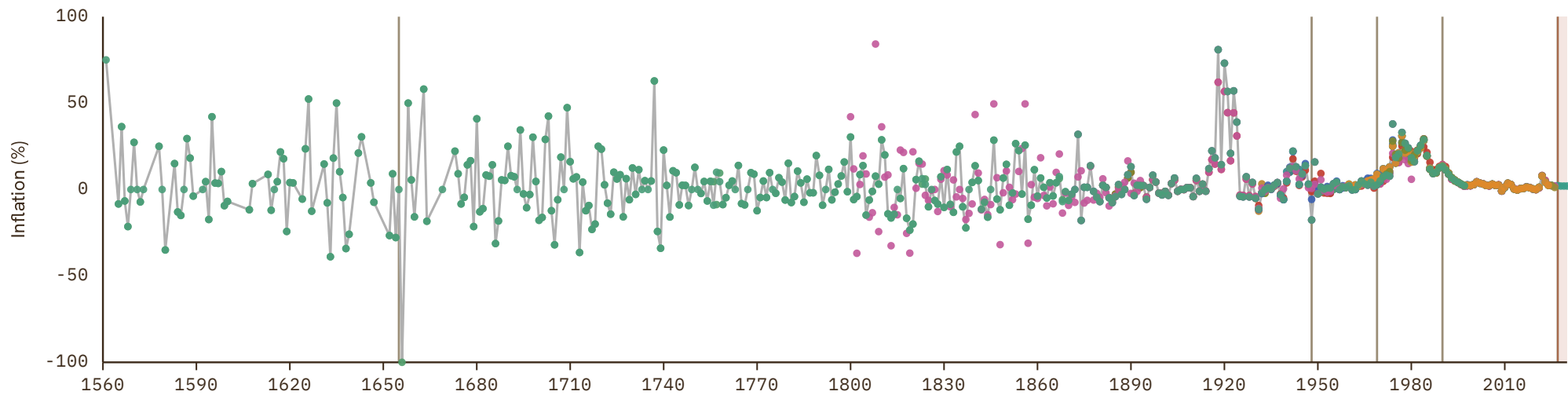
UNIT
in %

1 Source composition

SOURCE	CODE	TIME SPAN	NOTES
Inst. Nacional de Estatística (2001)	CS1 PRT	1561 - 1655	Replacing using overlapping data in 1656.
Internl Inst. Social History (2024)	CLIO	1656 - 1657	Replacing using overlapping data in 1658.
Inst. Nacional de Estatística (2001)	CS1 PRT	1658 - 1948	Replacing using overlapping data in 1949.
Bank for Internl Settlements (2024)	BIS	1949 - 1969	Replacing using overlapping data in 1970.
World Bank (2024)	WB	1970 - 1990	Replacing using overlapping data in 1991.
OECD (2024)	OECD EO	1991 - 2026	Baseline source, overlaps with anchor year 2018.
International Monetary Fund (2025) (forecasts)	IMF WEO forecast	2027 - 2030	Replacing using overlapping data in 2031.

2 Harmonised series

GMD forecast
 GMD estimate
 Source change
 ● BIS
 ● BORDO
 ● CLIO
 ● EUS
 ● FZ
 ● HFS
 ● IHD
 ● IHD 2
 ● IMF IFS
 ● IMF WEO
● IMF WEO forecast
● JST
● Mitchell
● OECD EO
● OECD KEI
● RR
● WB GEM
● WB infl
● WDI
● WDI ARC
● CS1



Puerto Rico

COVERAGE
1942-2030

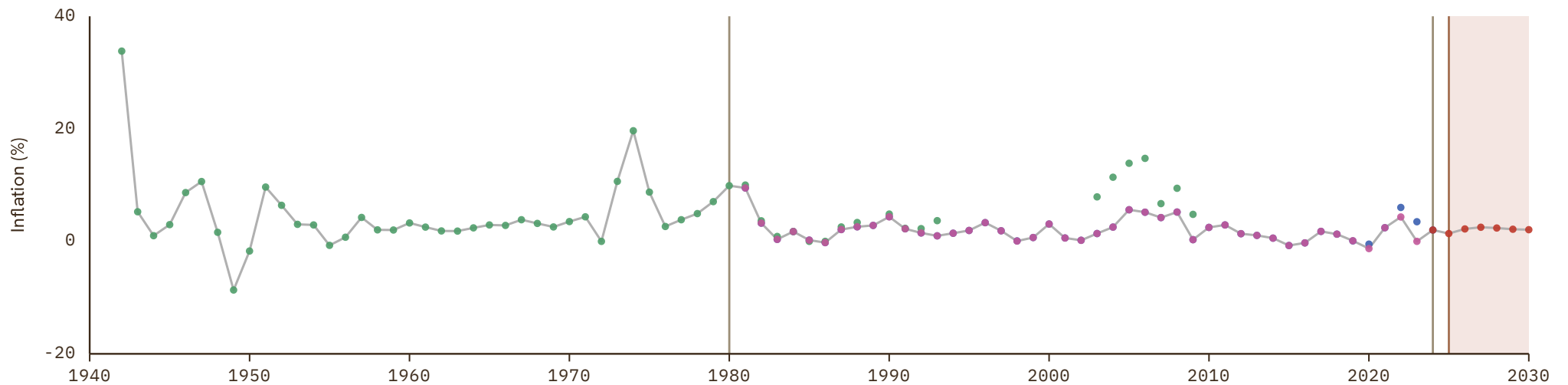
UNIT
in %

1 Source composition

SOURCE	CODE	TIME SPAN	NOTES
Brian Mitchell (2013)	Mitchell	1942 - 1980	Replacing using overlapping data in 1981.
World Bank (2024)	WB	1981 - 2023	Baseline source, overlaps with anchor year 2018.
International Monetary Fund (2025)	IMF WEO	2024 - 2024	Replacing using overlapping data in 2025.
International Monetary Fund (2025) (forecasts)	IMF WEO forecast	2025 - 2030	Replacing using overlapping data in 2031.

2 Harmonised series

GMD forecast
 — GMD estimate
| Source change
● IMF WEO
● IMF WEO forecast
● Mitchell
● WB infl



Qatar

COVERAGE
1970-2030

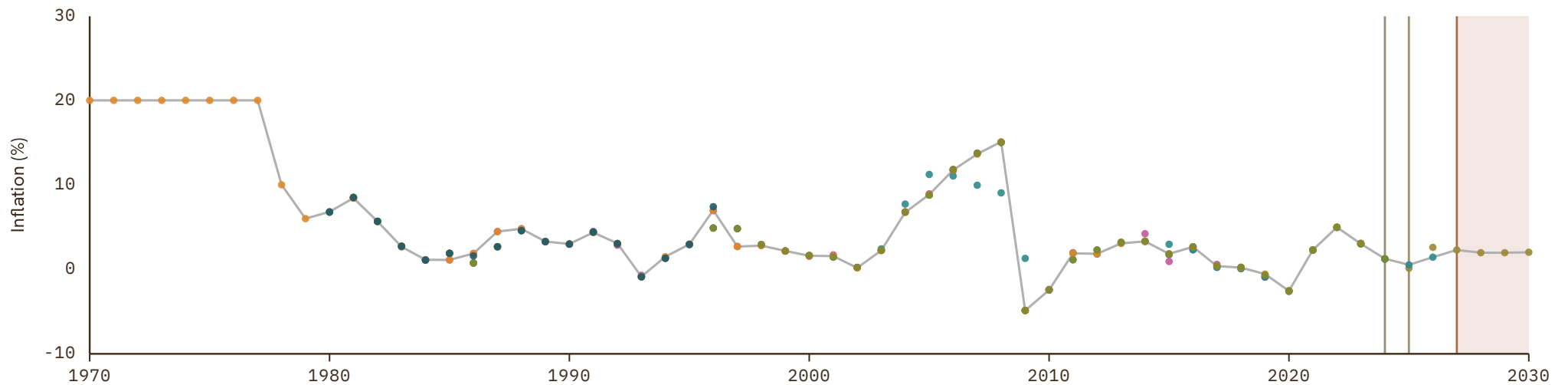
UNIT
in %

1 Source composition

SOURCE	CODE	TIME SPAN	NOTES
World Bank (2024)	WB	1970 - 2023	Baseline source, overlaps with anchor year 2018.
World Bank (2024)	WDI	2024 - 2024	Replacing using overlapping data in 2025.
World Bank (2026)	WB GEM	2025 - 2026	Replacing using overlapping data in 2027.
International Monetary Fund (2025) (forecasts)	IMF WEO forecast	2027 - 2030	Replacing using overlapping data in 2031.

2 Harmonised series

GMD forecast
 — GMD estimate
 | Source change
 ● AMF
 ● CLIO
 ● IMF IFS
 ● IMF WEO
 ● IMF WEO forecast
 ● WB GEM
 ● WB infl
 ● WDI
 ● WDI ARC



Republic of the Congo

COVERAGE
1946–2030

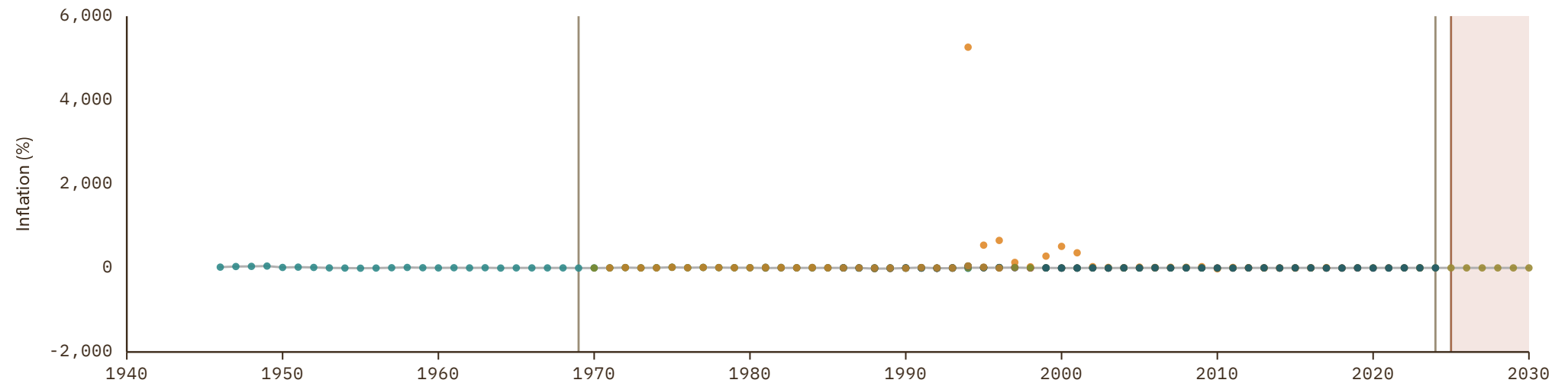
UNIT
in %

1 Source composition

SOURCE	CODE	TIME SPAN	NOTES
Brian Mitchell (2013)	Mitchell	1946 - 1969	Replacing using overlapping data in 1970.
World Bank (2024)	WB	1970 - 2023	Baseline source, overlaps with anchor year 2018.
World Bank (2024)	WDI	2024 - 2024	Replacing using overlapping data in 2025.
International Monetary Fund (2025) (forecasts)	IMF WEO forecast	2025 - 2030	Replacing using overlapping data in 2031.

2 Harmonised series

■ GMD forecast
 — GMD estimate
 Source change
 ● CLIO
 ● FRANC ZONE
 ● IMF IFS
 ● IMF WEO
 ● IMF WEO forecast
 ● Mitchell
 ● WB GEM
 ● WB infl
 ● WDI
 ● WDI ARC



Romania

COVERAGE
1779–2030

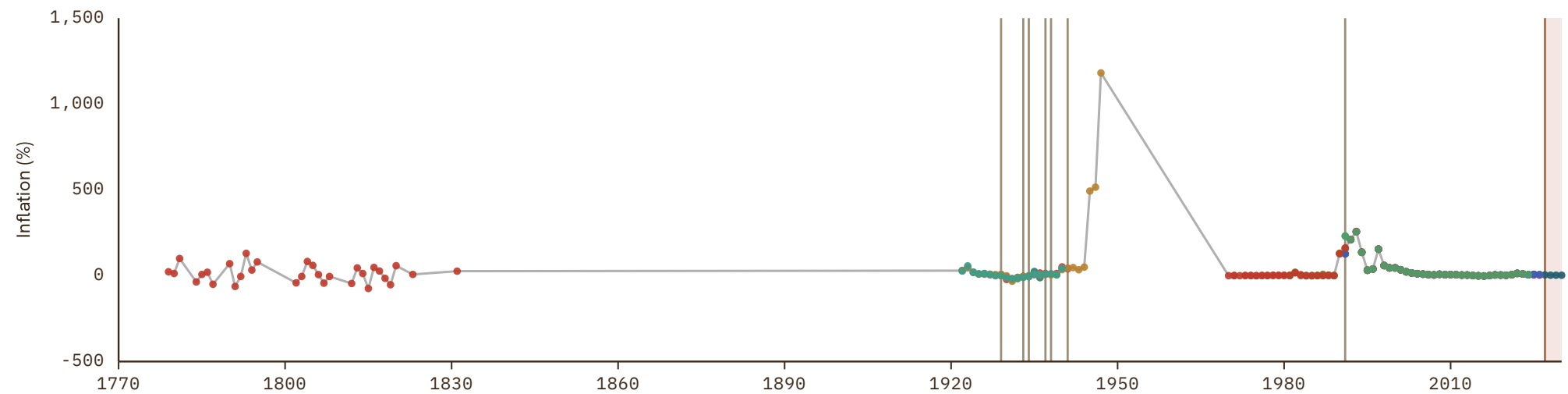
UNIT
in %

1 Source composition

SOURCE	CODE	TIME SPAN	NOTES
Internl Inst. Social History (2024)	CLIO	1779 - 1921	Replacing using overlapping data in 1922.
Brian Mitchell (2013)	Mitchell	1922 - 1929	Replacing using overlapping data in 1930.
Internl Inst. Social History (2024)	CLIO	1930 - 1933	Replacing using overlapping data in 1934.
Brian Mitchell (2013)	Mitchell	1934 - 1934	Replacing using overlapping data in 1935.
Internl Inst. Social History (2024)	CLIO	1935 - 1937	Replacing using overlapping data in 1938.
Brian Mitchell (2013)	Mitchell	1938 - 1938	Replacing using overlapping data in 1939.

SOURCE	CODE	TIME SPAN	NOTES
Internl Inst. Social History (2024)	CLIO	1939 - 1941	Replacing using overlapping data in 1942.
Brian Mitchell (2013)	Mitchell	1942 - 1969	Replacing using overlapping data in 1970.
World Bank (2024)	WB	1970 - 1991	Replacing using overlapping data in 1992.
OECD (2024)	OECD EO	1992 - 2026	Baseline source, overlaps with anchor year 2018.
International Monetary Fund (2025) (forecasts)	IMF WEO forecast	2027 - 2030	Replacing using overlapping data in 2031.

2 Harmonised series



Russian Federation

COVERAGE
1854-2030

UNIT
in %

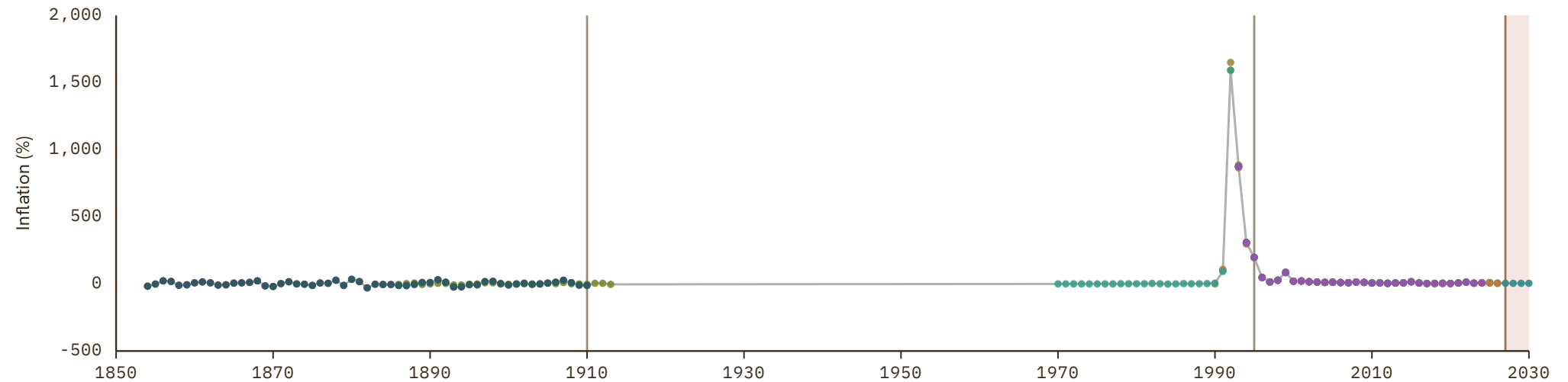
1 Source composition

SOURCE	CODE	TIME SPAN	NOTES
Carmen M. Reinhart et al. (2009)	RR	1854 - 1910	Replacing using overlapping data in 1911.
Marc Flandreau et al. (2004)	FZ	1911 - 1969	Replacing using overlapping data in 1970.
World Bank (2024)	WB	1970 - 1995	Replacing using overlapping data in 1996.
OECD (2024)	OECD EO	1996 - 2026	Baseline source, overlaps with anchor year 2018.
International Monetary Fund (2025) (forecasts)	IMF WEO forecast	2027 - 2030	Replacing using overlapping data in 2031.

2 Harmonised series

GMD forecast
 — GMD estimate
| Source change
● BIS
● CLIO
● FZ
● IMF IFS
● IMF WEO
● IMF WEO forecast
● OECD EO
● OECD KEI
● RR

● WB GEM
● WB infl
● WDI



Rwanda

COVERAGE
1967–2030

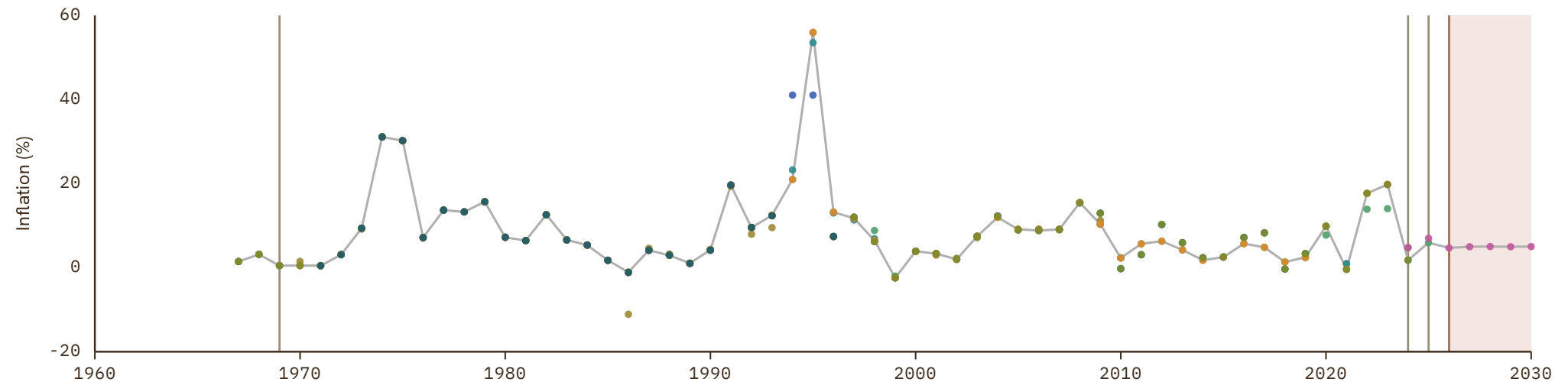
UNIT
in %

1 Source composition

SOURCE	CODE	TIME SPAN	NOTES
World Bank (2024)	WDI	1967 - 1969	Replacing using overlapping data in 1970.
World Bank (2024)	WB	1970 - 2023	Baseline source, overlaps with anchor year 2018.
World Bank (2024)	WDI	2024 - 2024	Replacing using overlapping data in 2025.
International Monetary Fund (2025)	IMF IFS	2025 - 2025	Replacing using overlapping data in 2026.
International Monetary Fund (2025) (forecasts)	IMF WEO forecast	2026 - 2030	Replacing using overlapping data in 2031.

2 Harmonised series

■ GMD forecast
 — GMD estimate
 Source change
 ● CLIO
 ● IMF IFS
 ● IMF WEO
 ● IMF WEO forecast
 ● Mitchell
 ● WB GEM
 ● WB infl
 ● WDI
 ● WDI ARC



Sao Tome and Principe

COVERAGE
1940–2030

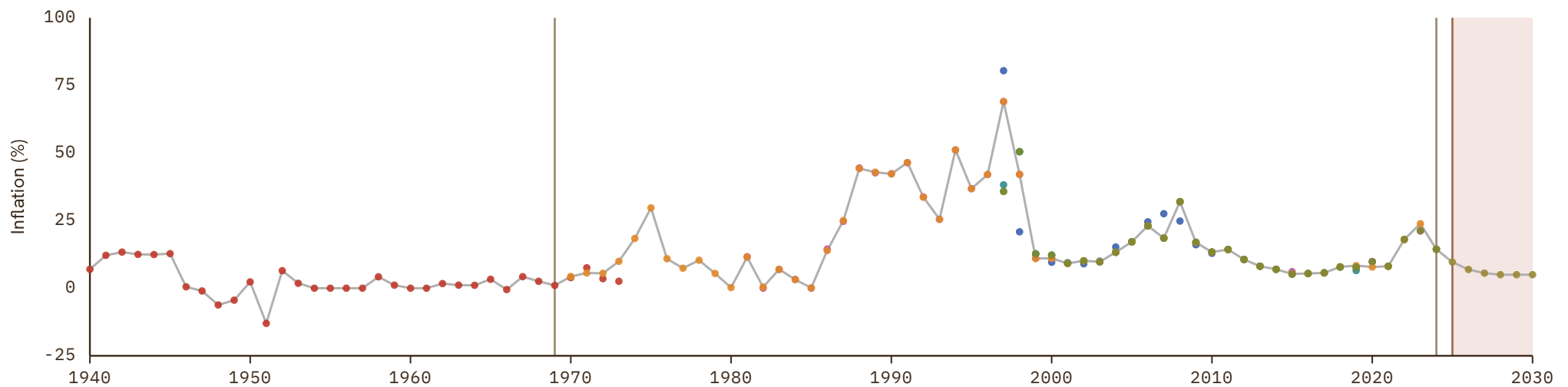
UNIT
in %

1 Source composition

SOURCE	CODE	TIME SPAN	NOTES
Schuler (2015)	HFS	1940 - 1969	Replacing using overlapping data in 1970.
World Bank (2024)	WB	1970 - 2023	Baseline source, overlaps with anchor year 2018.
World Bank (2024)	WDI	2024 - 2024	Replacing using overlapping data in 2025.
International Monetary Fund (2025) (forecasts)	IMF WEO forecast	2025 - 2030	Replacing using overlapping data in 2031.

2 Harmonised series

■ GMD forecast
 — GMD estimate
 Source change
 ● CLIO
 ● HFS
 ● IMF IFS
 ● IMF WEO
 ● IMF WEO forecast
 ● WB GEM
 ● WB infl
 ● WDI



Saudi Arabia

COVERAGE
1964-2030

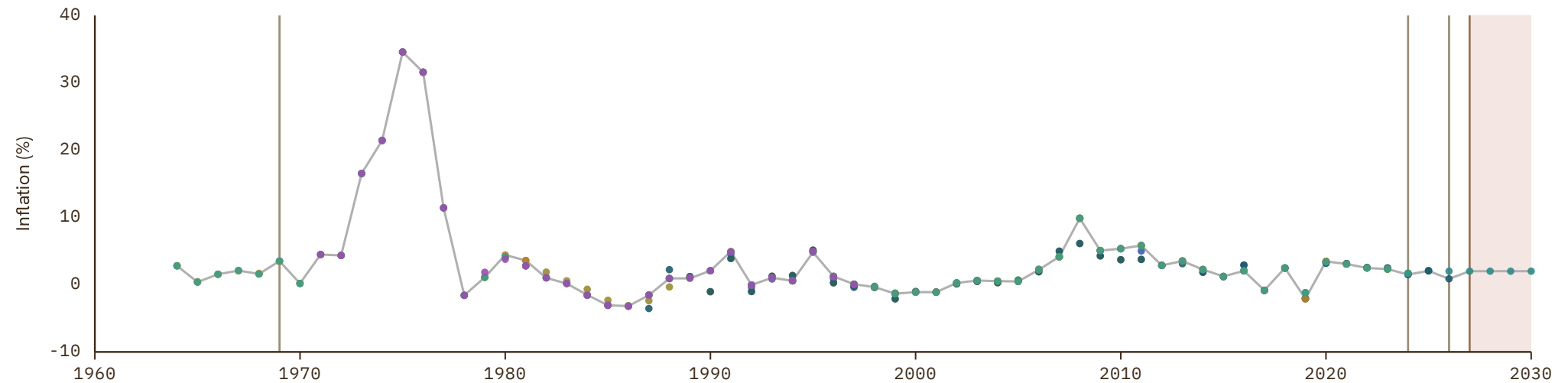
UNIT
in %

1 Source composition

SOURCE	CODE	TIME SPAN	NOTES
World Bank (2024)	WDI	1964 - 1969	Replacing using overlapping data in 1970.
World Bank (2024)	WB	1970 - 2023	Baseline source, overlaps with anchor year 2018.
Bank for Internl Settlements (2024)	BIS	2024 - 2025	Replacing using overlapping data in 2026.
World Bank (2026)	WB GEM	2026 - 2026	Replacing using overlapping data in 2027.
International Monetary Fund (2025) (forecasts)	IMF WEO forecast	2027 - 2030	Replacing using overlapping data in 2031.

2 Harmonised series

GMD forecast
 — GMD estimate
 | Source change
 ● AMF
 ● BIS
 ● CLIO
 ● IMF IFS
 ● IMF WEO
 ● IMF WEO forecast
 ● Mitchell
 ● OECD KEI
 ● WB GEM
 ● WB infl
 ● WDI
 ● WDI ARC



Senegal

COVERAGE
1946-2030

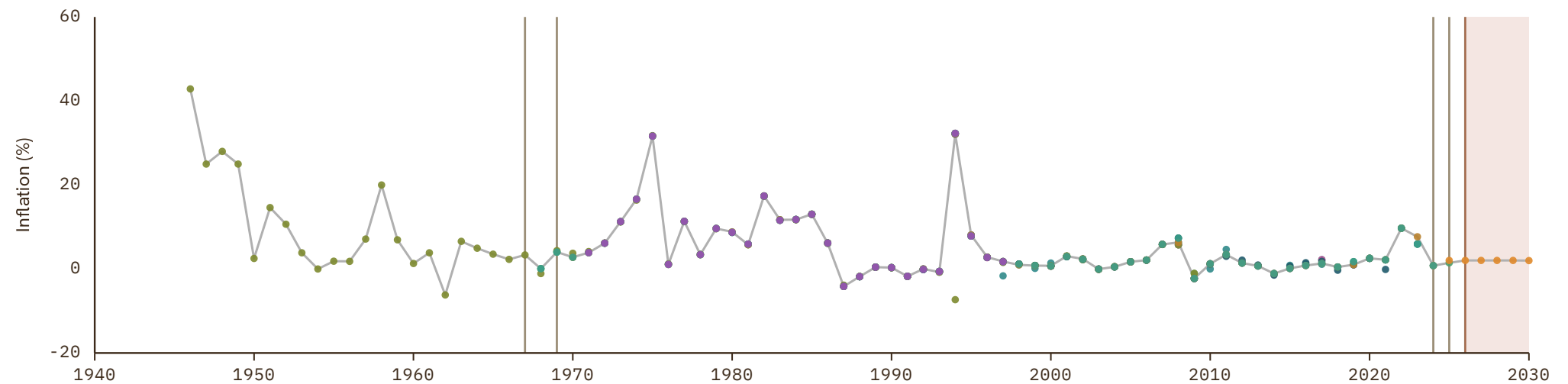
UNIT
in %

1 Source composition

SOURCE	CODE	TIME SPAN	NOTES
Brian Mitchell (2013)	Mitchell	1946 - 1967	Replacing using overlapping data in 1968.
World Bank (2024)	WDI	1968 - 1969	Replacing using overlapping data in 1970.
World Bank (2024)	WB	1970 - 2023	Baseline source, overlaps with anchor year 2018.
BCEAO (2024)	BCEAO	2024 - 2024	Replacing using overlapping data in 2025.
International Monetary Fund (2025)	IMF IFS	2025 - 2025	Replacing using overlapping data in 2026.
International Monetary Fund (2025) (forecasts)	IMF WEO forecast	2026 - 2030	Replacing using overlapping data in 2031.

2 Harmonised series

■ GMD forecast
 — GMD estimate
 Source change
 ● BCEAO
 ● BORDO
 ● CLIO
 ● FRANC ZONE
 ● IMF IFS
 ● IMF WEO
 ● IMF WEO forecast
 ● Mitchell
 ● WB GEM
 ● WB infl
 ● WDI
 ● WDI ARC



Serbia

COVERAGE
1929-2030

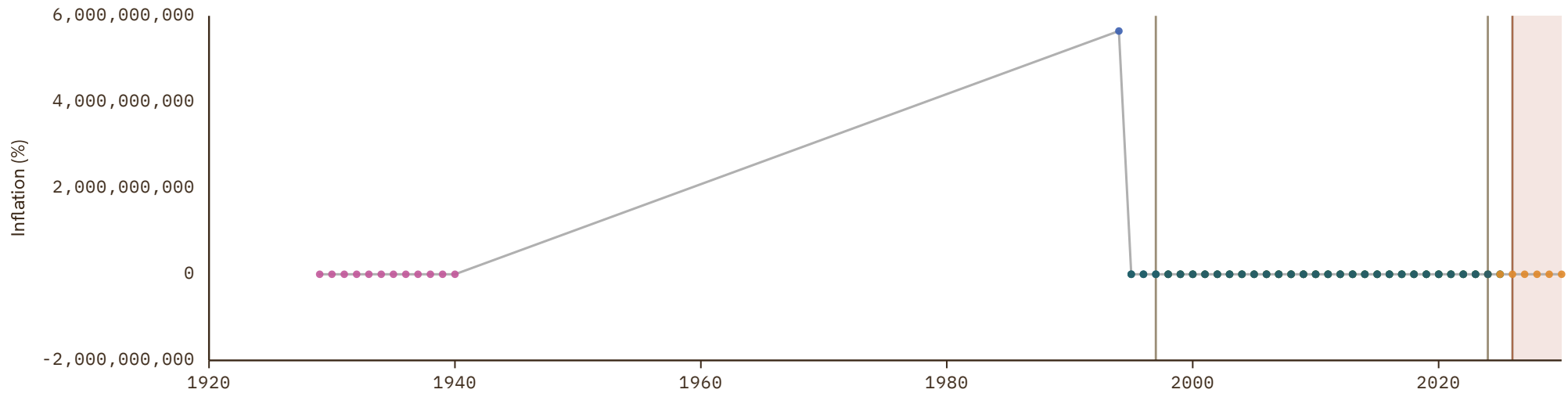
UNIT
in %

1 Source composition

SOURCE	CODE	TIME SPAN	NOTES
Schuler (2015)	HFS	1929 - 1993	Replacing using overlapping data in 1994.
Bank for Internl Settlements (2024)	BIS	1994 - 1997	Replacing using overlapping data in 1998.
World Bank (2024)	WB	1998 - 2023	Baseline source, overlaps with anchor year 2018.
Bank for Internl Settlements (2024)	BIS	2024 - 2025	Replacing using overlapping data in 2026.
International Monetary Fund (2025) <i>(forecasts)</i>	IMF WEO forecast	2026 - 2030	Replacing using overlapping data in 2031.

2 Harmonised series

GMD forecast
 — GMD estimate
| Source change
● BIS
● CLIO
● EUS
● HFS
● IMF IFS
● IMF WEO
● IMF WEO forecast
● WB infl
● WDI



Seychelles

COVERAGE
1970-2030

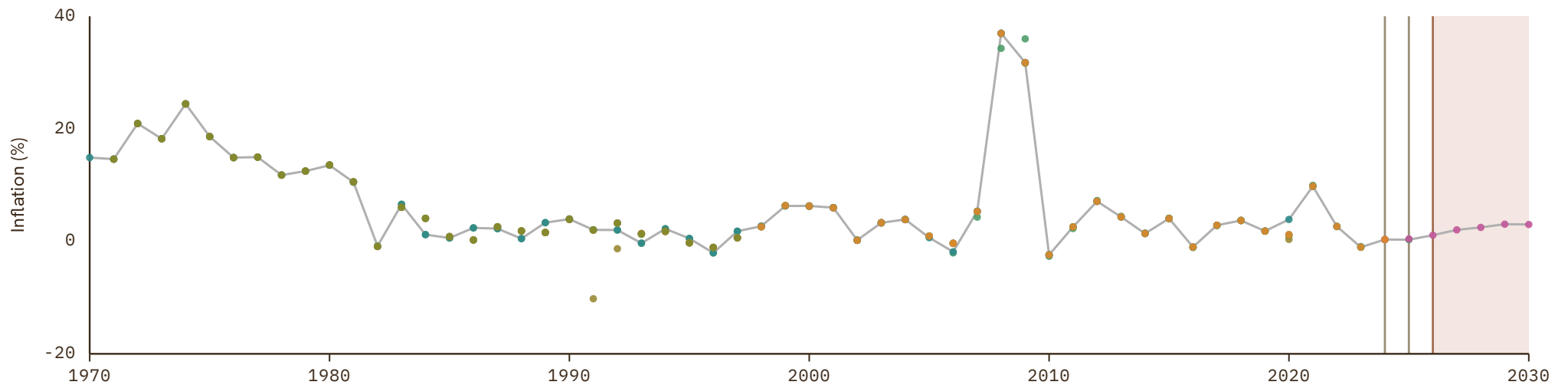
UNIT
in %

1 Source composition

SOURCE	CODE	TIME SPAN	NOTES
World Bank (2024)	WB	1970 - 2023	Baseline source, overlaps with anchor year 2018.
World Bank (2024)	WDI	2024 - 2024	Replacing using overlapping data in 2025.
International Monetary Fund (2025)	IMF IFS	2025 - 2025	Replacing using overlapping data in 2026.
International Monetary Fund (2025) (forecasts)	IMF WEO forecast	2026 - 2030	Replacing using overlapping data in 2031.

2 Harmonised series

GMD forecast
 — GMD estimate
| Source change
● CLIO
● IMF IFS
● IMF WEO
● IMF WEO forecast
● WB GEM
● WB infl
● WDI
● WDI ARC



Sierra Leone

COVERAGE
1956–2030

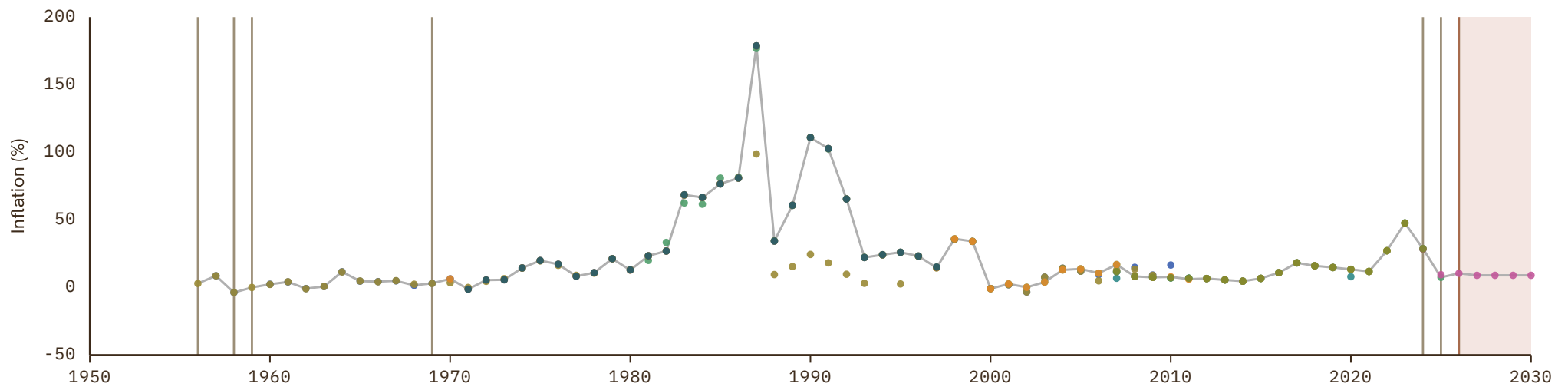
UNIT
in %

1 Source composition

SOURCE	CODE	TIME SPAN	NOTES
Brian Mitchell (2013)	Mitchell	1956 - 1956	Replacing using overlapping data in 1957.
Internl Inst. Social History (2024)	CLIO	1957 - 1958	Replacing using overlapping data in 1959.
Brian Mitchell (2013)	Mitchell	1959 - 1959	Replacing using overlapping data in 1960.
Internl Inst. Social History (2024)	CLIO	1960 - 1969	Replacing using overlapping data in 1970.
World Bank (2024)	WB	1970 - 2023	Baseline source, overlaps with anchor year 2018.
World Bank (2024)	WDI	2024 - 2024	Replacing using overlapping data in 2025.
International Monetary Fund (2025)	IMF IFS	2025 - 2025	Replacing using overlapping data in 2026.
International Monetary Fund (2025) <i>(forecasts)</i>	IMF WEO forecast	2026 - 2030	Replacing using overlapping data in 2031.

2 Harmonised series

GMD forecast
 — GMD estimate
 | Source change
 ● CLIO
 ● IMF IFS
 ● IMF WEO
 ● IMF WEO forecast
 ● Mitchell
 ● WB GEM
 ● WB infl
 ● WDI
 ● WDI ARC



Singapore

COVERAGE
1949-2030

UNIT
in %

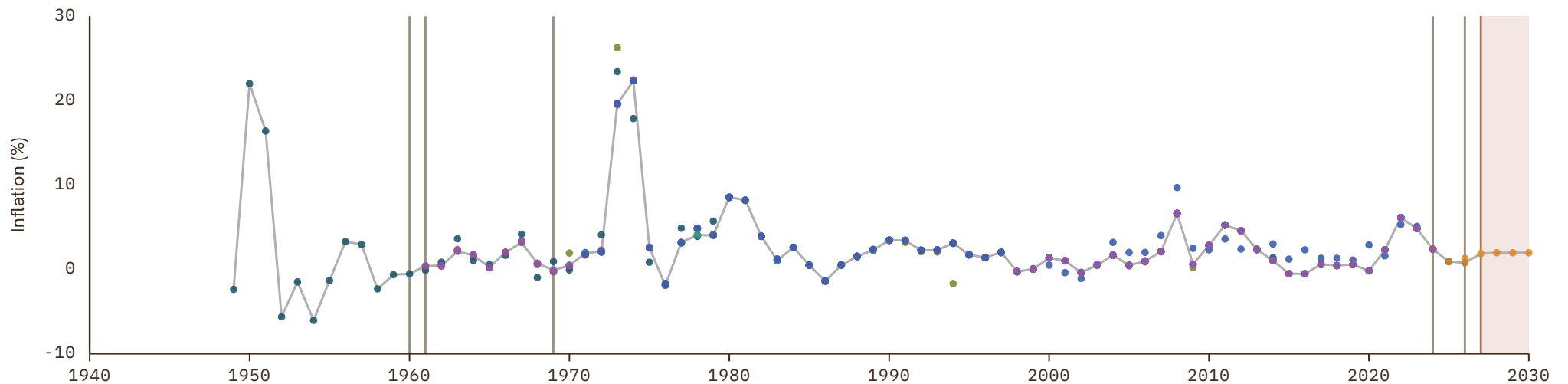
1 Source composition

SOURCE	CODE	TIME SPAN	NOTES
Carmen M. Reinhart et al. (2009)	RR	1949 - 1960	Replacing using overlapping data in 1961.
World Bank (2024)	WDI	1961 - 1961	Replacing using overlapping data in 1962.
Bank for Internl Settlements (2024)	BIS	1962 - 1969	Replacing using overlapping data in 1970.
World Bank (2024)	WB	1970 - 2023	Baseline source, overlaps with anchor year 2018.
Bank for Internl Settlements (2024)	BIS	2024 - 2025	Replacing using overlapping data in 2026.
World Bank (2026)	WB GEM	2026 - 2026	Replacing using overlapping data in 2027.
International Monetary Fund (2025) (forecasts)	IMF WEO forecast	2027 - 2030	Replacing using overlapping data in 2031.

2 Harmonised series

GMD forecast
 — GMD estimate
 | Source change
 ● ADB
 ● BIS
 ● BORDO
 ● CLIO
 ● IMF IFS
 ● IMF WEO
 ● IMF WEO forecast
 ● Mitchell
 ● RR

● WB GEM
 ● WB infl
 ● WDI
 ● WDI ARC



Slovakia

COVERAGE
1986-2030

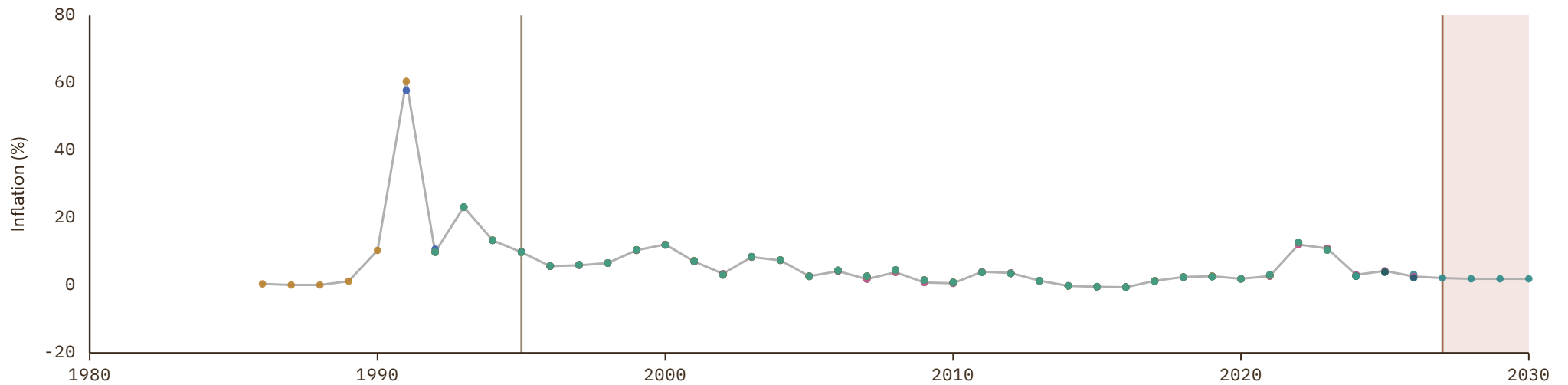
UNIT
in %

1 Source composition

SOURCE	CODE	TIME SPAN	NOTES
World Bank (2024)	WB	1986 - 1995	Replacing using overlapping data in 1996.
OECD (2024)	OECD EO	1996 - 2026	Baseline source, overlaps with anchor year 2018.
International Monetary Fund (2025) (forecasts)	IMF WEO forecast	2027 - 2030	Replacing using overlapping data in 2031.

2 Harmonised series

GMD forecast
 GMD estimate
 Source change
● BIS
● CLIO
● EUS
● IMF IFS
● IMF WEO
● IMF WEO forecast
● OECD EO
● OECD KEI
● WB GEM
● WB infl
● WDI



Slovenia

COVERAGE
1981-2030

UNIT
in %

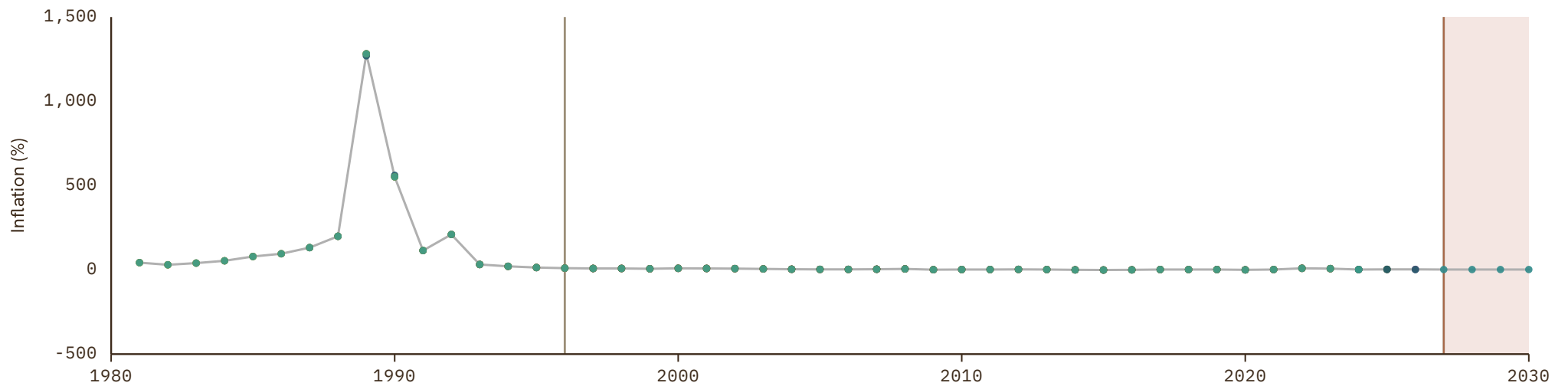
1 Source composition

SOURCE	CODE	TIME SPAN	NOTES
World Bank (2024)	WB	1981 - 1996	Replacing using overlapping data in 1997.
OECD (2024)	OECD EO	1997 - 2026	Baseline source, overlaps with anchor year 2018.
International Monetary Fund (2025) (forecasts)	IMF WEO forecast	2027 - 2030	Replacing using overlapping data in 2031.

2 Harmonised series

GMD forecast
 GMD estimate
 Source change
● BIS
● CLIO
● EUS
● IMF IFS
● IMF WEO
● IMF WEO forecast
● OECD EO
● OECD KEI
● WB GEM

● WB infl
● WDI



Somalia

COVERAGE

1954–2030

UNIT

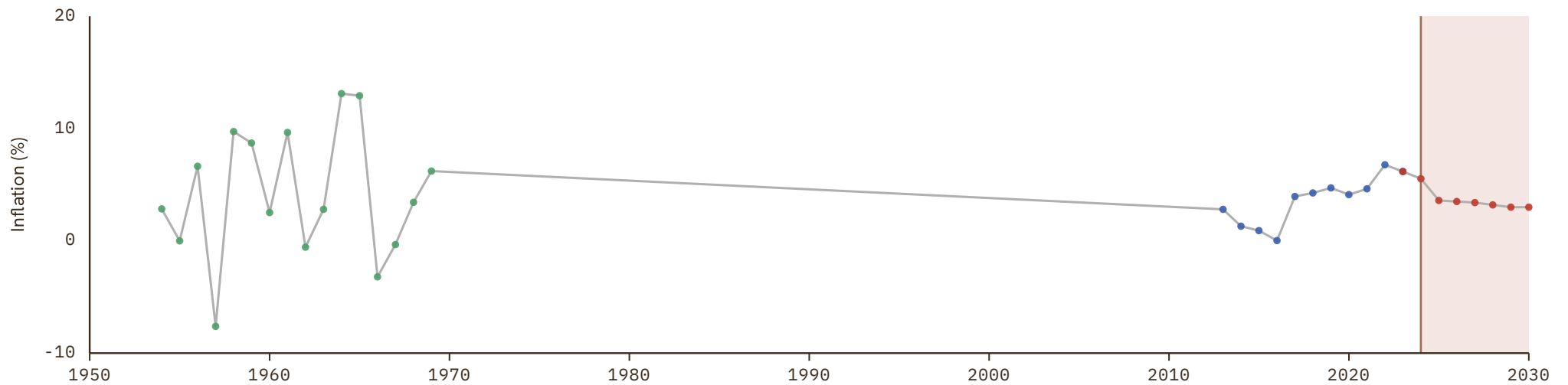
in %

1 Source composition

SOURCE	CODE	TIME SPAN	NOTES
Brian Mitchell (2013)	Mitchell	1954 - 2012	Replacing using overlapping data in 2013.
International Monetary Fund (2025)	IMF WEO	2013 - 2023	Baseline source, overlaps with anchor year 2018.
International Monetary Fund (2025) (forecasts)	IMF WEO forecast	2024 - 2030	Replacing using overlapping data in 2031.

2 Harmonised series

GMD forecast
 — GMD estimate
 | Source change
 ● IMF WEO
 ● IMF WEO forecast
 ● Mitchell



South Africa

COVERAGE
1653–2030

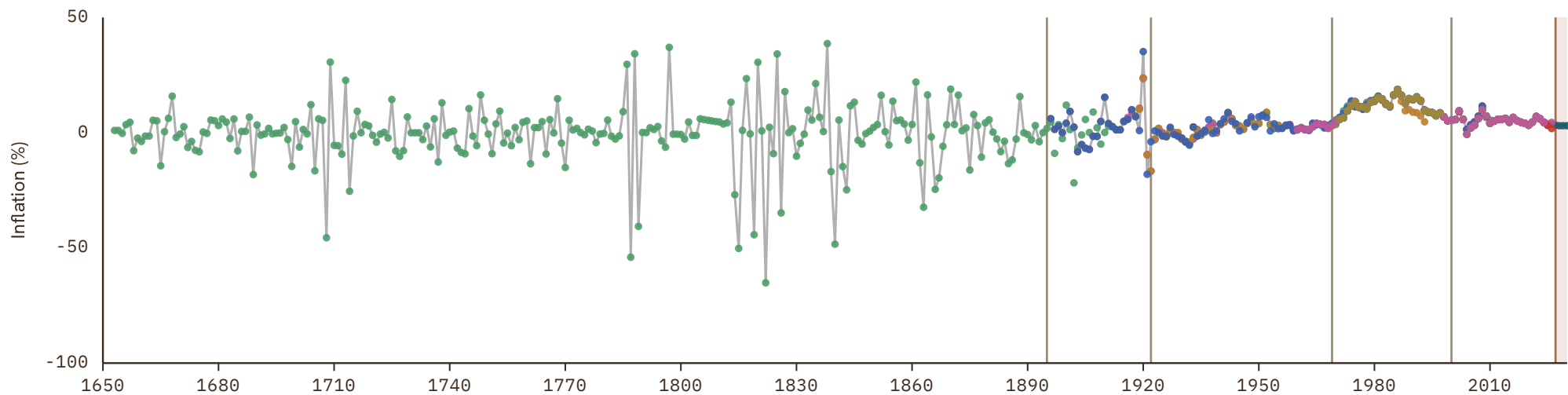
UNIT
in %

1 Source composition

SOURCE	CODE	TIME SPAN	NOTES
Internl Inst. Social History (2024)	CLIO	1653 - 1895	Replacing using overlapping data in 1896.
Carmen M. Reinhart et al. (2009)	RR	1896 - 1922	Replacing using overlapping data in 1923.
Bank for Internl Settlements (2024)	BIS	1923 - 1969	Replacing using overlapping data in 1970.
World Bank (2024)	WB	1970 - 2000	Replacing using overlapping data in 2001.
OECD (2024)	OECD EO	2001 - 2026	Baseline source, overlaps with anchor year 2018.
International Monetary Fund (2025) (forecasts)	IMF WEO forecast	2027 - 2030	Replacing using overlapping data in 2031.

2 Harmonised series

GMD forecast
 GMD estimate
 Source change
 ● BIS
 ● BORDO
 ● CLIO
 ● HFS
 ● IHD
 ● IHD 2
 ● IMF IFS
 ● IMF WEO
 ● IMF WEO forecast
 ● Mitchell
● OECD EO
● OECD KEI
● RR
● WB GEM
● WB infl
● WDI
● WDI ARC



South Korea

COVERAGE
1743-2030

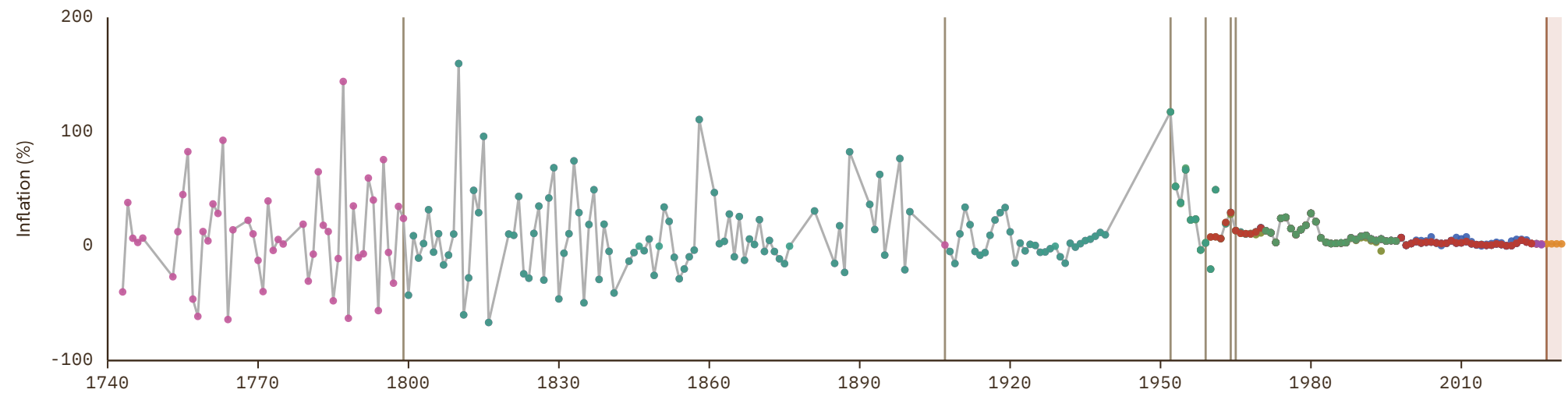
UNIT
in %

1 Source composition

SOURCE	CODE	TIME SPAN	NOTES
Internl Inst. Social History (2024)	CLIO	1743 - 1799	Replacing using overlapping data in 1800.
Carmen M. Reinhart et al. (2009)	RR	1800 - 1906	Replacing using overlapping data in 1907.
Internl Inst. Social History (2024)	CLIO	1907 - 1907	Replacing using overlapping data in 1908.
Carmen M. Reinhart et al. (2009)	RR	1908 - 1952	Replacing using overlapping data in 1953.
International Monetary Fund (2025)	IMF IFS	1953 - 1959	Replacing using overlapping data in 1960.
World Bank (2024)	WDI	1960 - 1964	Replacing using overlapping data in 1965.
OECD (2024)	OECD KEI	1965 - 1965	Replacing using overlapping data in 1966.
OECD (2024)	OECD EO	1966 - 2026	Baseline source, overlaps with anchor year 2018.
International Monetary Fund (2025) (forecasts)	IMF WEO forecast	2027 - 2030	Replacing using overlapping data in 2031.

2 Harmonised series

GMD forecast
 GMD estimate
 | Source change
 ● ADB
 ● BIS
 ● BORDO
 ● CLIO
 ● IMF IFS
 ● IMF WEO
 ● IMF WEO forecast
 ● Mitchell
 ● OECD EO
 ● OECD KEI
 ● RR
 ● WB GEM
 ● WB infl
 ● WDI
 ● WDI ARC



South Sudan

 COVERAGE
2009–2030

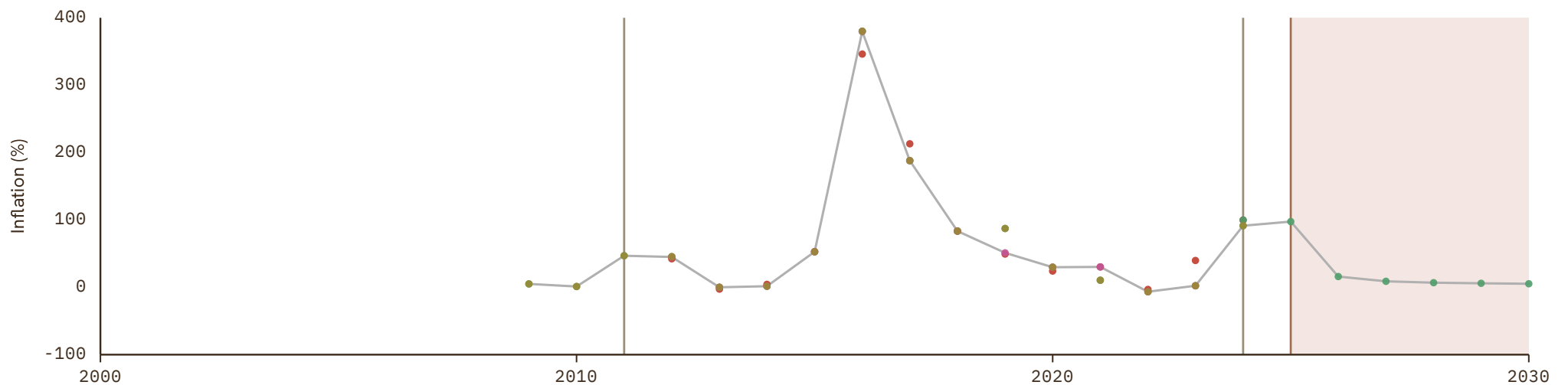
 UNIT
in %

1 Source composition

SOURCE	CODE	TIME SPAN	NOTES
World Bank (2024)	WDI	2009 - 2011	Replacing using overlapping data in 2012.
World Bank (2024)	WB	2012 - 2023	Baseline source, overlaps with anchor year 2018.
World Bank (2024)	WDI	2024 - 2024	Replacing using overlapping data in 2025.
International Monetary Fund (2025) (forecasts)	IMF WEO forecast	2025 - 2030	Replacing using overlapping data in 2031.

2 Harmonised series

■ GMD forecast
 — GMD estimate
 Source change
 ● IMF IFS
 ● IMF WEO
 ● IMF WEO forecast
 ● WB infl
 ● WDI



Soviet Union

COVERAGE

1948–1964

UNIT

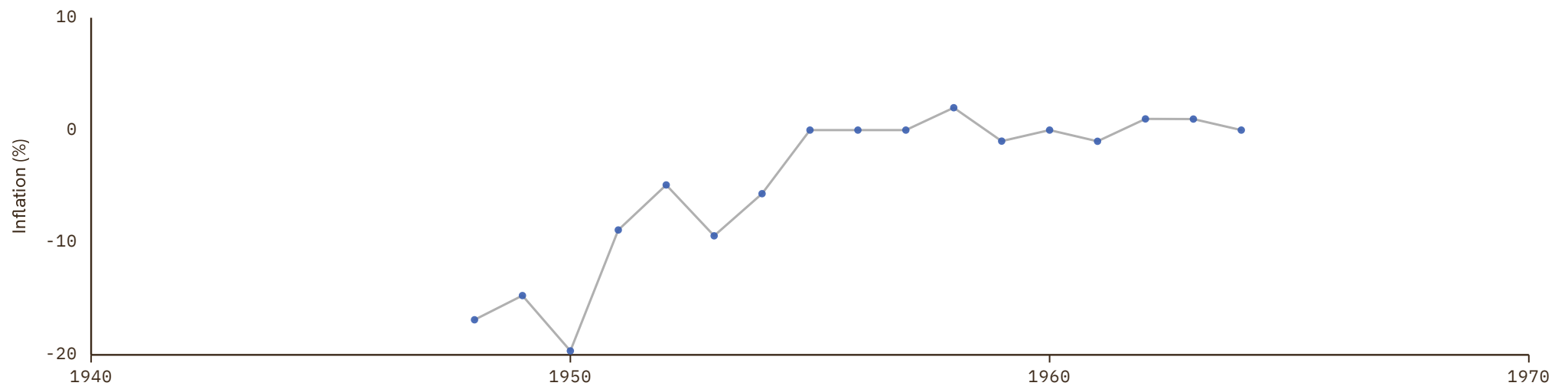
in %

1 Source composition

SOURCE	CODE	TIME SPAN	NOTES
Brian Mitchell (2013)	Mitchell	1948 - 1964	Replacing using overlapping data in 1965.

2 Harmonised series

— GMD estimate ● Mitchell



Spain

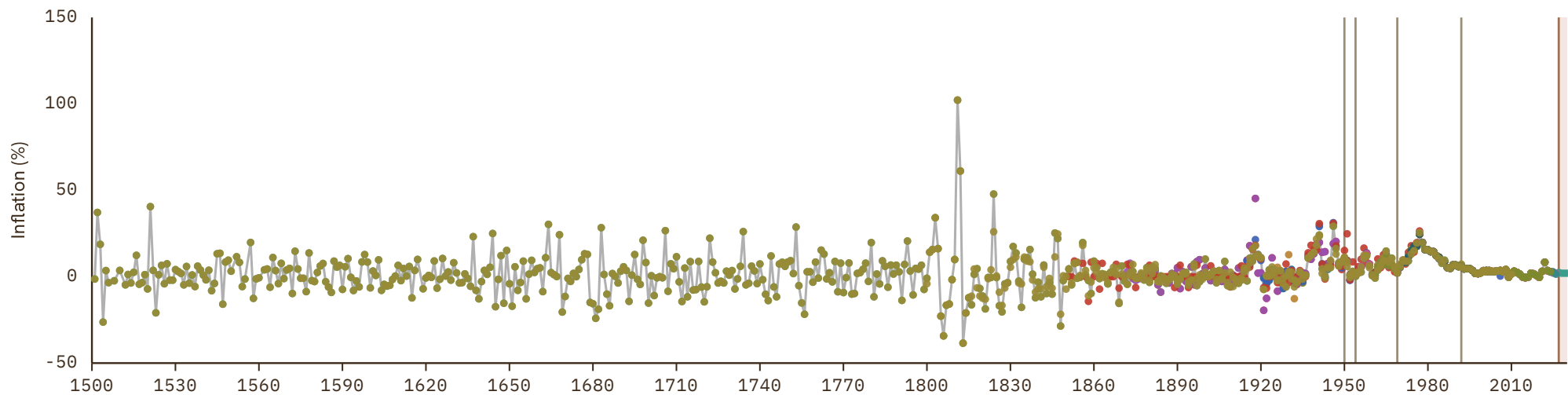
COVERAGE
1501-2030

UNIT
in %

1 Source composition

SOURCE	CODE	TIME SPAN	NOTES
Banco de España (2024)	CS2 ESP	1501 - 1950	Replacing using overlapping data in 1951.
International Monetary Fund (2025)	IMF IFS	1951 - 1954	Replacing using overlapping data in 1955.
Bank for Internl Settlements (2024)	BIS	1955 - 1969	Replacing using overlapping data in 1970.
World Bank (2024)	WB	1970 - 1992	Replacing using overlapping data in 1993.
OECD (2024)	OECD EO	1993 - 2026	Baseline source, overlaps with anchor year 2018.
International Monetary Fund (2025) (forecasts)	IMF WEO forecast	2027 - 2030	Replacing using overlapping data in 2031.

2 Harmonised series



Sri Lanka

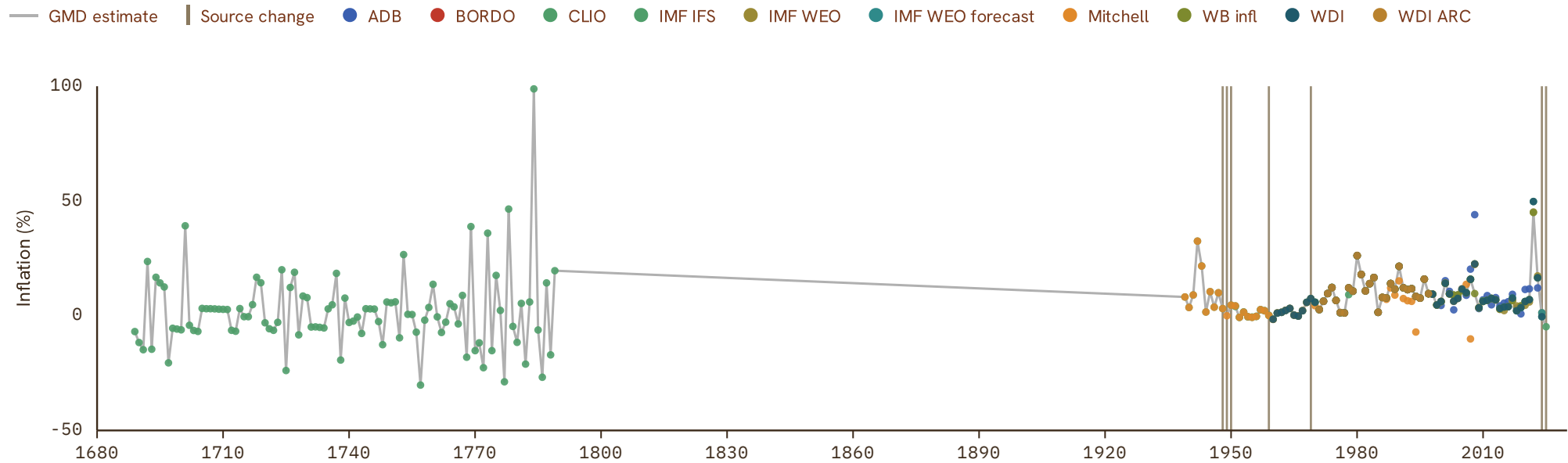
COVERAGE
1689–2025

UNIT
in %

1 Source composition

SOURCE	CODE	TIME SPAN	NOTES
Internl Inst. Social History (2024)	CLIO	1689 - 1948	Replacing using overlapping data in 1949.
Brian Mitchell (2013)	Mitchell	1949 - 1949	Replacing using overlapping data in 1950.
Internl Inst. Social History (2024)	CLIO	1950 - 1950	Replacing using overlapping data in 1951.
International Monetary Fund (2025)	IMF IFS	1951 - 1959	Replacing using overlapping data in 1960.
World Bank (2024)	WDI	1960 - 1969	Replacing using overlapping data in 1970.
World Bank (2024)	WB	1970 - 2023	Baseline source, overlaps with anchor year 2018.
World Bank (2024)	WDI	2024 - 2024	Replacing using overlapping data in 2025.
International Monetary Fund (2025)	IMF IFS	2025 - 2025	Replacing using overlapping data in 2026.

2 Harmonised series



Sudan

COVERAGE
1939-2030

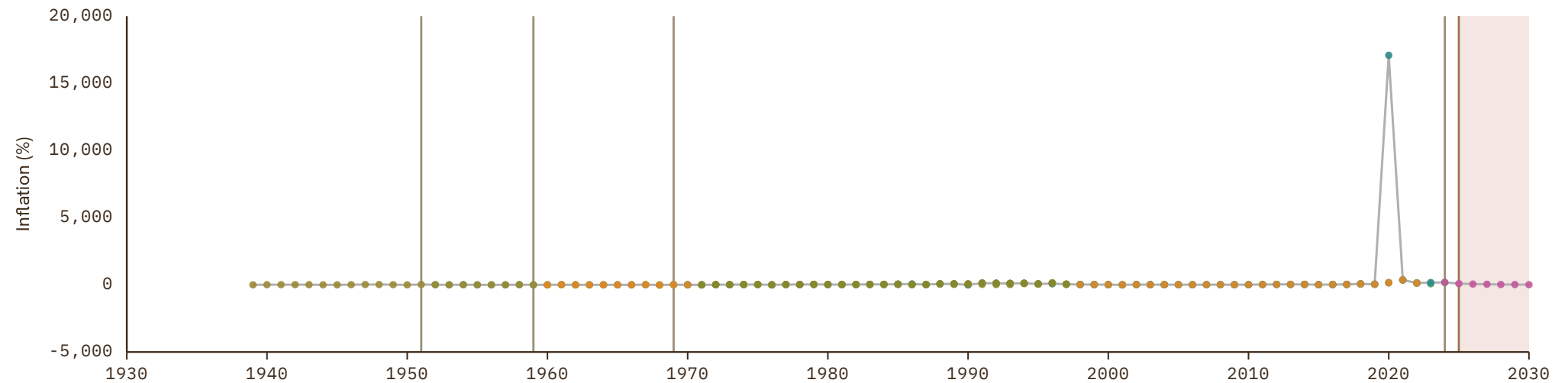
UNIT
in %

1 Source composition

SOURCE	CODE	TIME SPAN	NOTES
Brian Mitchell (2013)	Mitchell	1939 - 1951	Replacing using overlapping data in 1952.
International Monetary Fund (2025)	IMF IFS	1952 - 1959	Replacing using overlapping data in 1960.
World Bank (2024)	WDI	1960 - 1969	Replacing using overlapping data in 1970.
World Bank (2024)	WB	1970 - 2023	Baseline source, overlaps with anchor year 2018.
International Monetary Fund (2025)	IMF WEO	2024 - 2024	Replacing using overlapping data in 2025.
International Monetary Fund (2025) (forecasts)	IMF WEO forecast	2025 - 2030	Replacing using overlapping data in 2031.

2 Harmonised series

GMD forecast
 GMD estimate
 Source change
● AMF
● IMF IFS
● IMF WEO
● IMF WEO forecast
● Mitchell
● WB infl
● WDI
● WDI ARC



Suriname

 COVERAGE
1955–2030

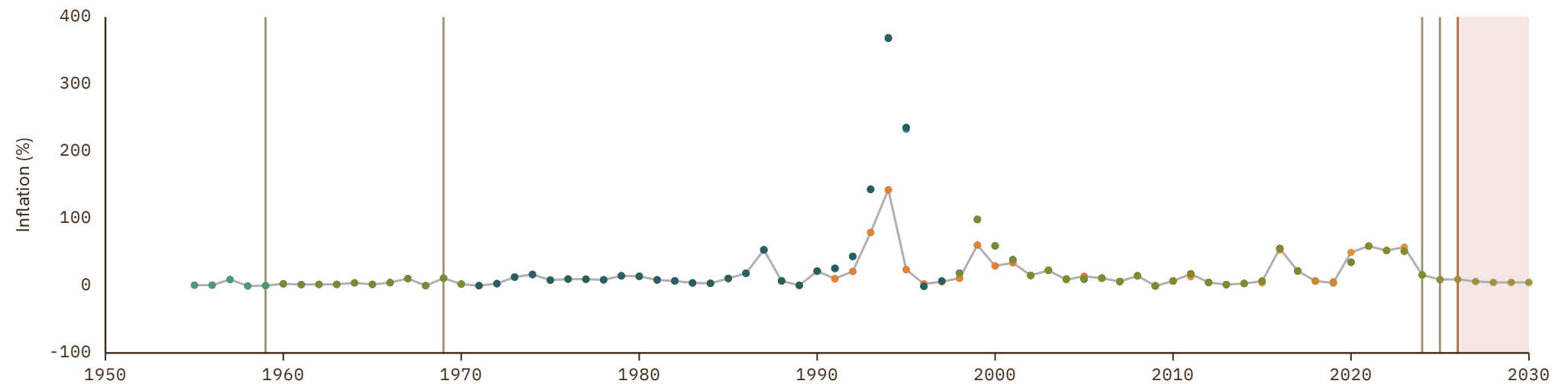
 UNIT
in %

1 Source composition

SOURCE	CODE	TIME SPAN	NOTES
International Monetary Fund (2025)	IMF IFS	1955 - 1959	Replacing using overlapping data in 1960.
World Bank (2024)	WDI	1960 - 1969	Replacing using overlapping data in 1970.
World Bank (2024)	WB	1970 - 2023	Baseline source, overlaps with anchor year 2018.
World Bank (2024)	WDI	2024 - 2024	Replacing using overlapping data in 2025.
International Monetary Fund (2025)	IMF IFS	2025 - 2025	Replacing using overlapping data in 2026.
International Monetary Fund (2025) (forecasts)	IMF WEO forecast	2026 - 2030	Replacing using overlapping data in 2031.

2 Harmonised series

■ GMD forecast
 — GMD estimate
 Source change
 ● CLIO
 ● ECLAC
 ● IMF IFS
 ● IMF WEO
 ● IMF WEO forecast
 ● WB GEM
 ● WB infl
 ● WDI
 ● WDI ARC



Sweden

COVERAGE
1294-2030

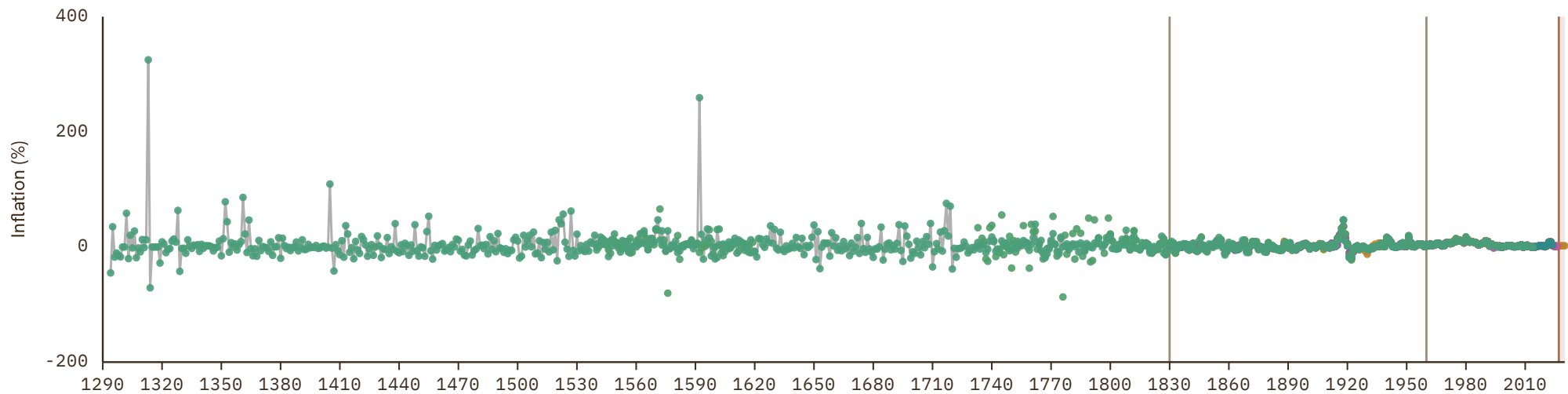
UNIT
in %

1 Source composition

SOURCE	CODE	TIME SPAN	NOTES
Schön et al. (2017)	CS1 SWE	1294 - 1830	Replacing using overlapping data in 1831.
Bank for Internl Settlements (2024)	BIS	1831 - 1960	Replacing using overlapping data in 1961.
OECD (2024)	OECD EO	1961 - 2026	Baseline source, overlaps with anchor year 2018.
International Monetary Fund (2025) (forecasts)	IMF WEO forecast	2027 - 2030	Replacing using overlapping data in 2031.

2 Harmonised series

GMD forecast
 GMD estimate
 Source change
 ● BIS
 ● BORDO
 ● CLIO
 ● EUS
 ● FZ
 ● IHD
 ● IHD 2
 ● IMF IFS
 ● IMF WEO
 ● IMF WEO forecast
 ● JST
 ● Mitchell
 ● OECD EO
 ● OECD KEI
 ● RR
 ● WB GEM
 ● WB infl
 ● WDI
 ● WDI ARC
 ● CS1



Switzerland

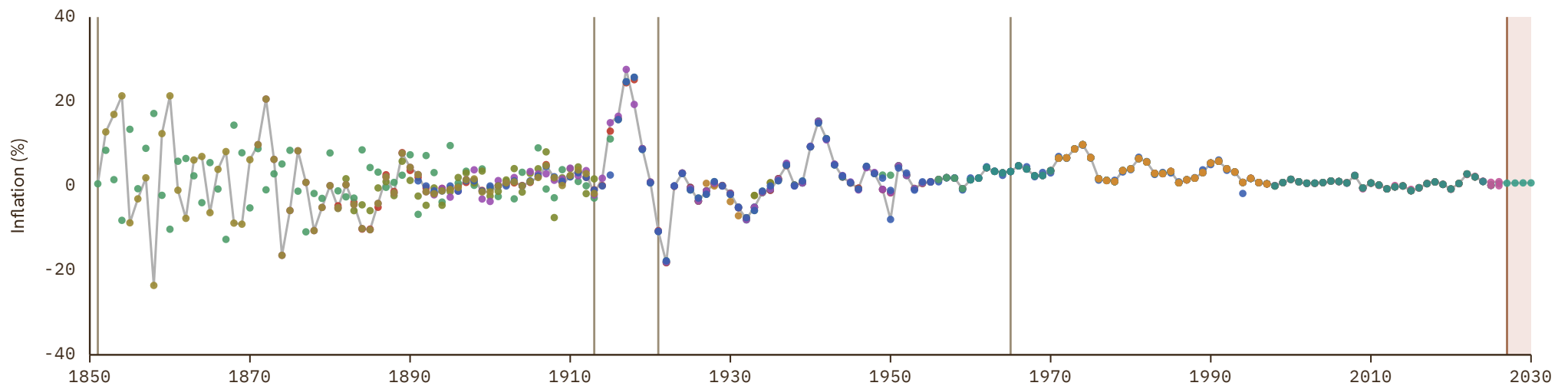
COVERAGE
1851-2030

UNIT
in %

1 Source composition

SOURCE	CODE	TIME SPAN	NOTES
Internl Inst. Social History (2024)	CLIO	1851 - 1851	Replacing using overlapping data in 1852.
Hist. Statistics of Switzerland (2012)	CS2 CHE	1852 - 1913	Replacing using overlapping data in 1914.
Jordá et al. (2017)	JST	1914 - 1921	Replacing using overlapping data in 1922.
Bank for Internl Settlements (2024)	BIS	1922 - 1965	Replacing using overlapping data in 1966.
OECD (2024)	OECD EO	1966 - 2026	Baseline source, overlaps with anchor year 2018.
International Monetary Fund (2025) (forecasts)	IMF WEO forecast	2027 - 2030	Replacing using overlapping data in 2031.

2 Harmonised series



Syria

COVERAGE
1949–2019

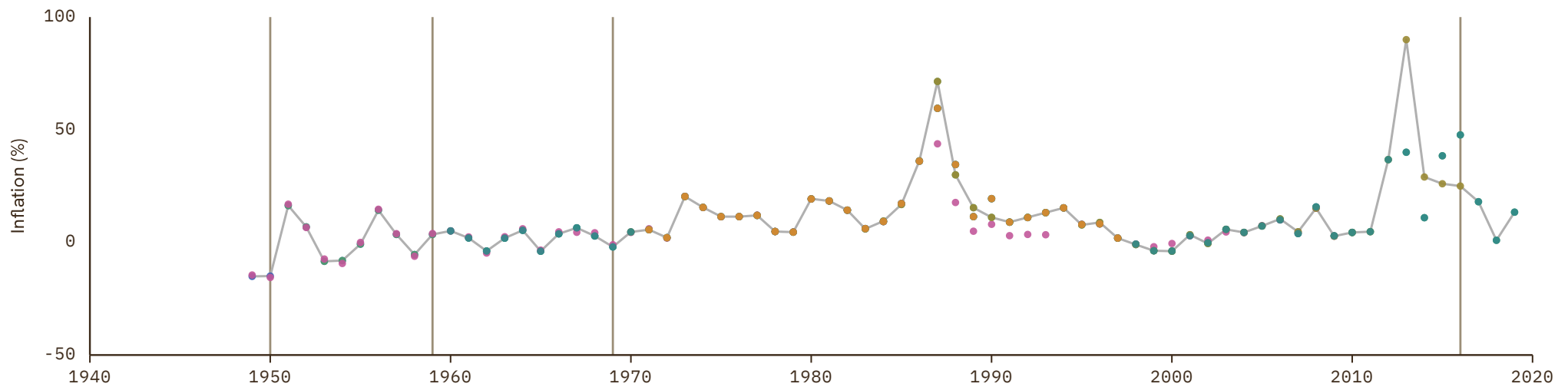
UNIT
in %

1 Source composition

SOURCE	CODE	TIME SPAN	NOTES
Internl Inst. Social History (2024)	CLIO	1949 - 1950	Replacing using overlapping data in 1951.
International Monetary Fund (2025)	IMF IFS	1951 - 1959	Replacing using overlapping data in 1960.
World Bank (2024)	WDI	1960 - 1969	Replacing using overlapping data in 1970.
World Bank (2024)	WB	1970 - 2016	Replacing using overlapping data in 2017.
World Bank (2024)	WDI	2017 - 2019	Baseline source, overlaps with anchor year 2018.

2 Harmonised series

— GMD estimate | Source change ● CLIO ● IMF IFS ● IMF WEO ● Mitchell ● WB infl ● WDI ● WDI ARC



Taiwan

COVERAGE
1898–2030

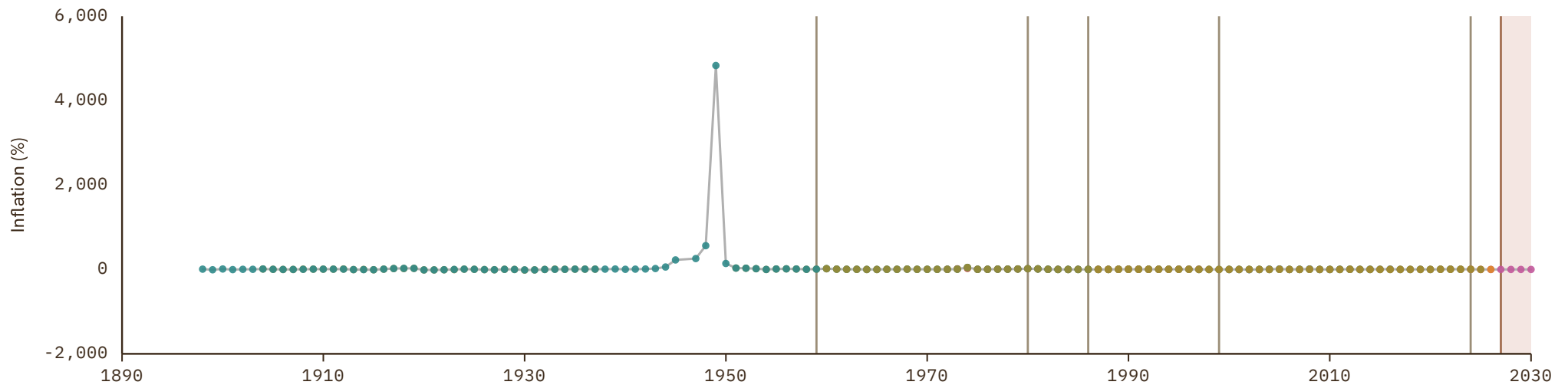
UNIT
in %

1 Source composition

SOURCE	CODE	TIME SPAN	NOTES
Carmen M. Reinhart et al. (2009)	RR	1898 - 1959	Replacing using overlapping data in 1960.
Taiwan Statistical Office (2025)	CS2 TWN	1960 - 1980	Replacing using overlapping data in 1981.
International Monetary Fund (2025)	IMF WEO	1981 - 1986	Replacing using overlapping data in 1987.
World Bank (2026)	WB GEM	1987 - 1999	Replacing using overlapping data in 2000.
Asian Development Bank (2024)	ADB	2000 - 2023	Baseline source, overlaps with anchor year 2018.
World Bank (2026)	WB GEM	2024 - 2026	Replacing using overlapping data in 2027.
International Monetary Fund (2025) (forecasts)	IMF WEO forecast	2027 - 2030	Replacing using overlapping data in 2031.

2 Harmonised series

GMD forecast
 GMD estimate
 Source change
● ADB
● BORDO
● IMF WEO
● IMF WEO forecast
● Mitchell
● RR
● WB GEM
● CS2



Tajikistan

COVERAGE
1993–2030

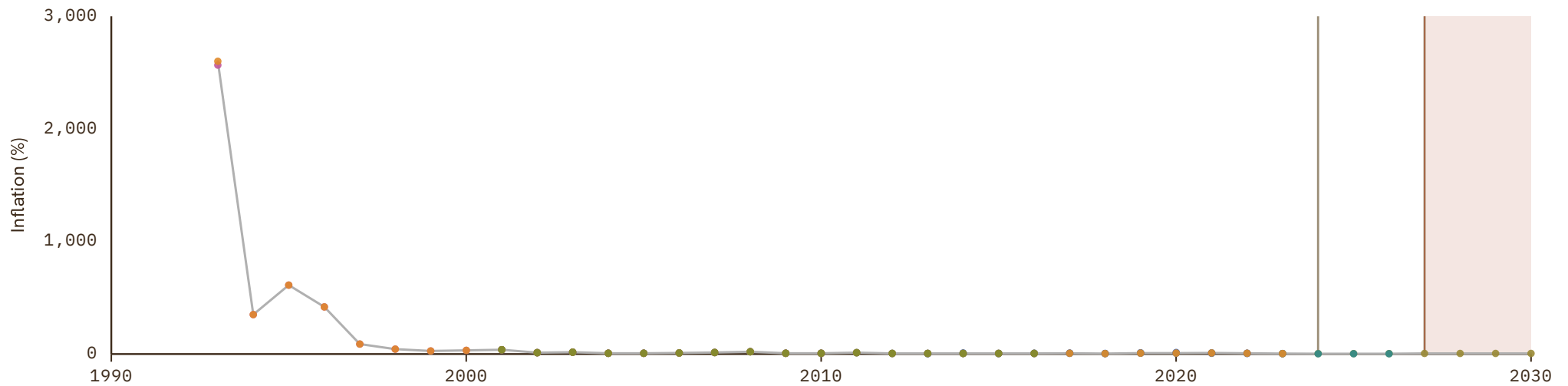
UNIT
in %

1 Source composition

SOURCE	CODE	TIME SPAN	NOTES
World Bank (2024)	WB	1993 - 2023	Baseline source, overlaps with anchor year 2018.
World Bank (2026)	WB GEM	2024 - 2026	Replacing using overlapping data in 2027.
International Monetary Fund (2025) (forecasts)	IMF WEO forecast	2027 - 2030	Replacing using overlapping data in 2031.

2 Harmonised series

GMD forecast
 — GMD estimate
 | Source change
 ● ADB
 ● CLIO
 ● IMF IFS
 ● IMF WEO
 ● IMF WEO forecast
 ● WB GEM
 ● WB infl
 ● WDI



Tanzania

 COVERAGE
1948–2030

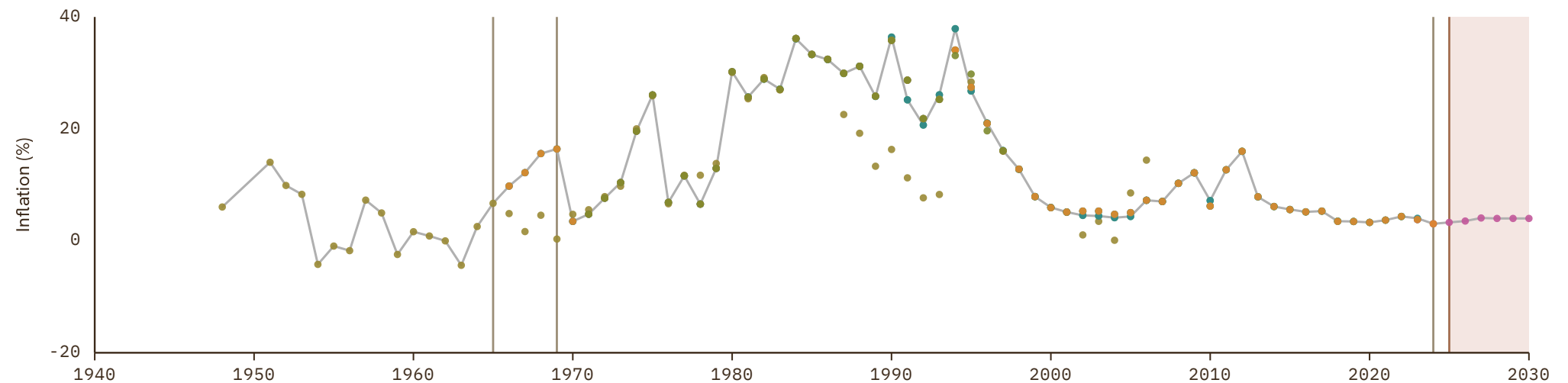
 UNIT
in %

1 Source composition

SOURCE	CODE	TIME SPAN	NOTES
Brian Mitchell (2013)	Mitchell	1948 - 1965	Replacing using overlapping data in 1966.
World Bank (2024)	WDI	1966 - 1969	Replacing using overlapping data in 1970.
World Bank (2024)	WB	1970 - 2023	Baseline source, overlaps with anchor year 2018.
World Bank (2024)	WDI	2024 - 2024	Replacing using overlapping data in 2025.
International Monetary Fund (2025) (forecasts)	IMF WEO forecast	2025 - 2030	Replacing using overlapping data in 2031.

2 Harmonised series

■ GMD forecast
 — GMD estimate
 Source change
 ● CLIO
 ● IMF IFS
 ● IMF WEO
 ● IMF WEO forecast
 ● Mitchell
 ● WB infl
 ● WDI
 ● WDI ARC



Thailand

COVERAGE
1821-2030

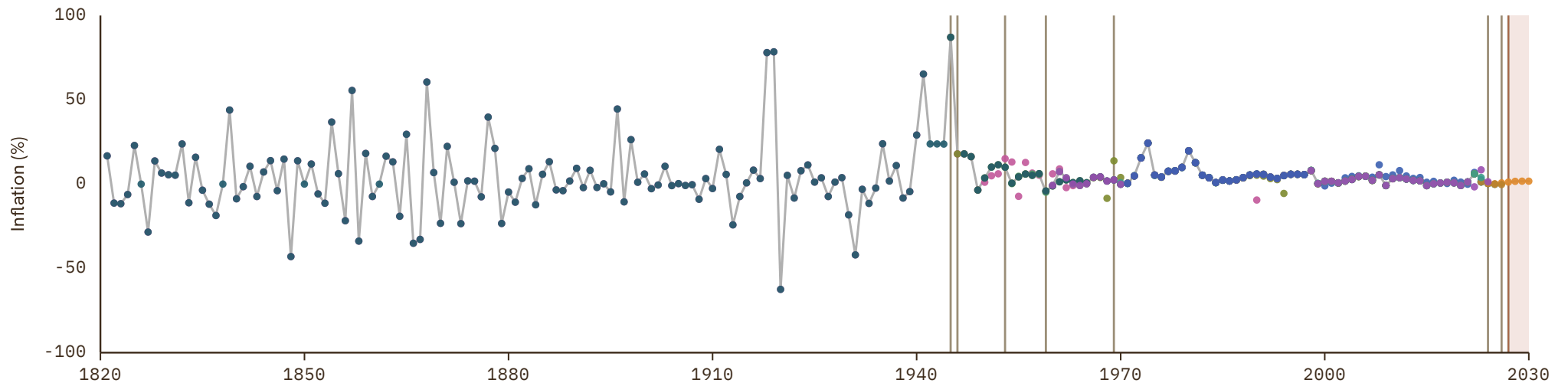
UNIT
in %

1 Source composition

SOURCE	CODE	TIME SPAN	NOTES
Carmen M. Reinhart et al. (2009)	RR	1821 - 1945	Replacing using overlapping data in 1946.
Internl Inst. Social History (2024)	CLIO	1946 - 1946	Replacing using overlapping data in 1947.
Carmen M. Reinhart et al. (2009)	RR	1947 - 1953	Replacing using overlapping data in 1954.
International Monetary Fund (2025)	IMF IFS	1954 - 1959	Replacing using overlapping data in 1960.
World Bank (2024)	WDI	1960 - 1969	Replacing using overlapping data in 1970.
World Bank (2024)	WB	1970 - 2023	Baseline source, overlaps with anchor year 2018.
Bank for Internl Settlements (2024)	BIS	2024 - 2025	Replacing using overlapping data in 2026.
World Bank (2026)	WB GEM	2026 - 2026	Replacing using overlapping data in 2027.
International Monetary Fund (2025) (forecasts)	IMF WEO forecast	2027 - 2030	Replacing using overlapping data in 2031.

2 Harmonised series

GMD forecast
 GMD estimate
 | Source change
 ● ADB
 ● BIS
 ● BORDO
 ● CLIO
 ● IMF IFS
 ● IMF WEO
 ● IMF WEO forecast
 ● Mitchell
 ● RR
 ● WB GEM
 ● WB infl
 ● WDI
 ● WDI ARC



Timor-Leste

COVERAGE
2001–2030

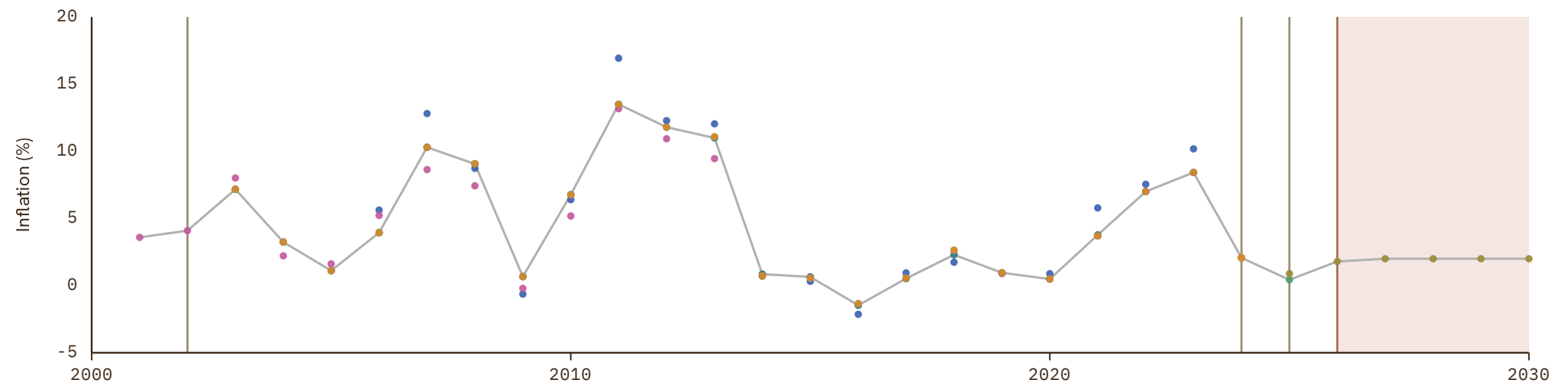
UNIT
in %

1 Source composition

SOURCE	CODE	TIME SPAN	NOTES
International Monetary Fund (2025)	IMF WEO	2001 - 2002	Replacing using overlapping data in 2003.
World Bank (2024)	WB	2003 - 2023	Baseline source, overlaps with anchor year 2018.
World Bank (2024)	WDI	2024 - 2024	Replacing using overlapping data in 2025.
International Monetary Fund (2025)	IMF IFS	2025 - 2025	Replacing using overlapping data in 2026.
International Monetary Fund (2025) (forecasts)	IMF WEO forecast	2026 - 2030	Replacing using overlapping data in 2031.

2 Harmonised series

■ GMD forecast
 — GMD estimate
 | Source change
 ● ADB
 ● CLIO
 ● IMF IFS
 ● IMF WEO
 ● IMF WEO forecast
 ● WB infl
 ● WDI



Togo

COVERAGE
1964-2030

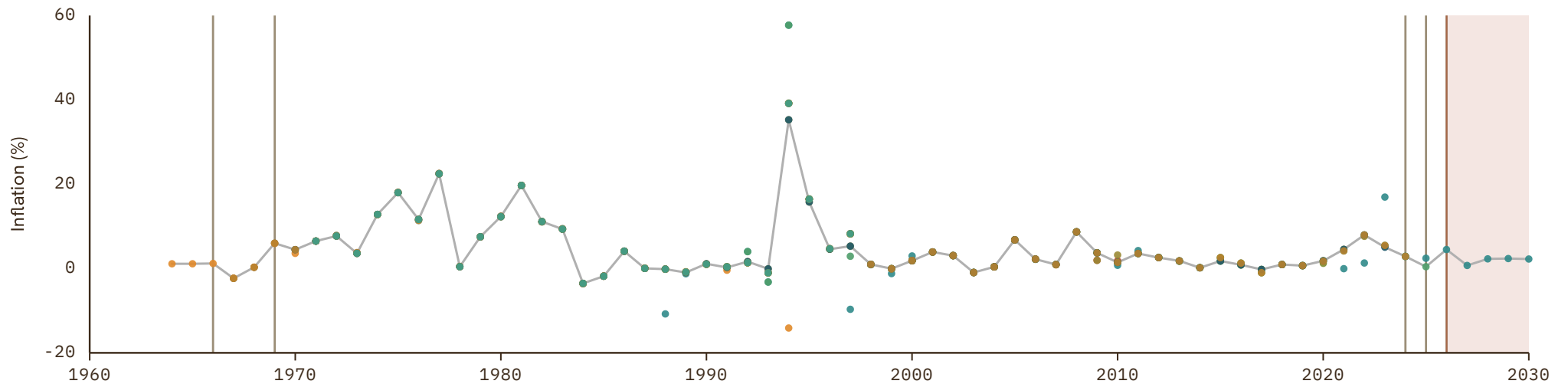
UNIT
in %

1 Source composition

SOURCE	CODE	TIME SPAN	NOTES
Brian Mitchell (2013)	Mitchell	1964 - 1966	Replacing using overlapping data in 1967.
World Bank (2024)	WDI	1967 - 1969	Replacing using overlapping data in 1970.
World Bank (2024)	WB	1970 - 2023	Baseline source, overlaps with anchor year 2018.
BCEAO (2024)	BCEAO	2024 - 2024	Replacing using overlapping data in 2025.
International Monetary Fund (2025)	IMF IFS	2025 - 2025	Replacing using overlapping data in 2026.
International Monetary Fund (2025) (forecasts)	IMF WEO forecast	2026 - 2030	Replacing using overlapping data in 2031.

2 Harmonised series

GMD forecast
 GMD estimate
 Source change
 ● BCEAO
 ● CLIO
 ● FRANC ZONE
 ● IMF IFS
 ● IMF WEO
 ● IMF WEO forecast
 ● Mitchell
 ● WB GEM
 ● WB infl
 ● WDI
 ● WDI ARC



Trinidad and Tobago

 COVERAGE
1953–2030

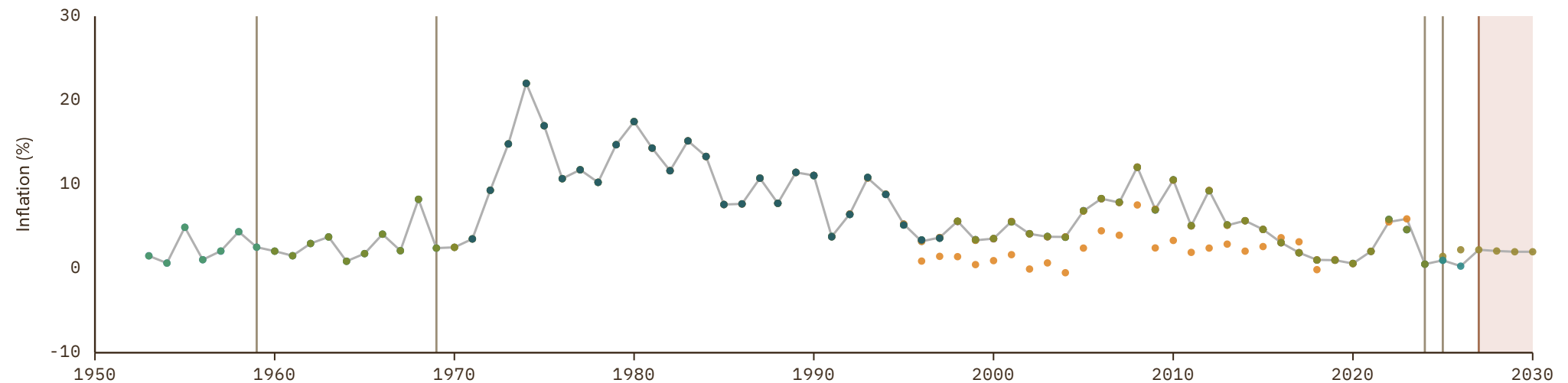
 UNIT
in %

1 Source composition

SOURCE	CODE	TIME SPAN	NOTES
International Monetary Fund (2025)	IMF IFS	1953 - 1959	Replacing using overlapping data in 1960.
World Bank (2024)	WDI	1960 - 1969	Replacing using overlapping data in 1970.
World Bank (2024)	WB	1970 - 2023	Baseline source, overlaps with anchor year 2018.
World Bank (2024)	WDI	2024 - 2024	Replacing using overlapping data in 2025.
World Bank (2026)	WB GEM	2025 - 2026	Replacing using overlapping data in 2027.
International Monetary Fund (2025) (forecasts)	IMF WEO forecast	2027 - 2030	Replacing using overlapping data in 2031.

2 Harmonised series

■ GMD forecast
 — GMD estimate
 Source change
 ● CLIO
 ● ECLAC
 ● IMF IFS
 ● IMF WEO
 ● IMF WEO forecast
 ● WB GEM
 ● WB infl
 ● WDI
 ● WDI ARC



Tunisia

COVERAGE
1930-2030

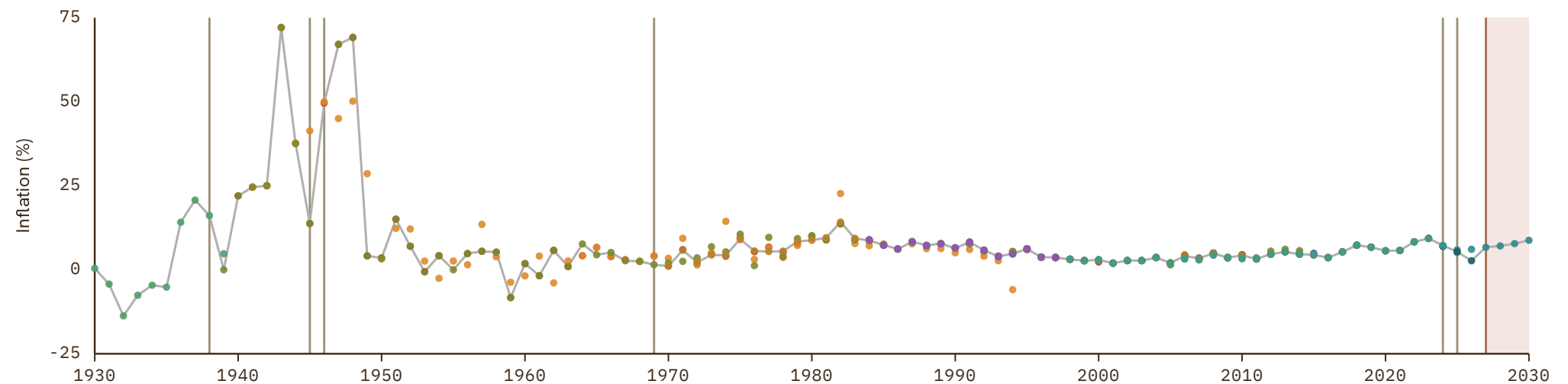
UNIT
in %

1 Source composition

SOURCE	CODE	TIME SPAN	NOTES
Schuler (2015)	HFS	1930 - 1938	Replacing using overlapping data in 1939.
Carmen M. Reinhart et al. (2009)	RR	1939 - 1945	Replacing using overlapping data in 1946.
Internl Inst. Social History (2024)	CLIO	1946 - 1946	Replacing using overlapping data in 1947.
Carmen M. Reinhart et al. (2009)	RR	1947 - 1969	Replacing using overlapping data in 1970.
World Bank (2024)	WB	1970 - 2023	Baseline source, overlaps with anchor year 2018.
World Bank (2024)	WDI	2024 - 2024	Replacing using overlapping data in 2025.
World Bank (2026)	WB GEM	2025 - 2026	Replacing using overlapping data in 2027.
International Monetary Fund (2025) (forecasts)	IMF WEO forecast	2027 - 2030	Replacing using overlapping data in 2031.

2 Harmonised series

GMD forecast
 GMD estimate
 Source change
 ● AMF
 ● CLIO
 ● HFS
 ● IMF IFS
 ● IMF WEO
 ● IMF WEO forecast
 ● Mitchell
 ● RR
 ● WB GEM
 ● WB infl
 ● WDI
 ● WDI ARC



Turkey

COVERAGE
1474–2030

UNIT
in %

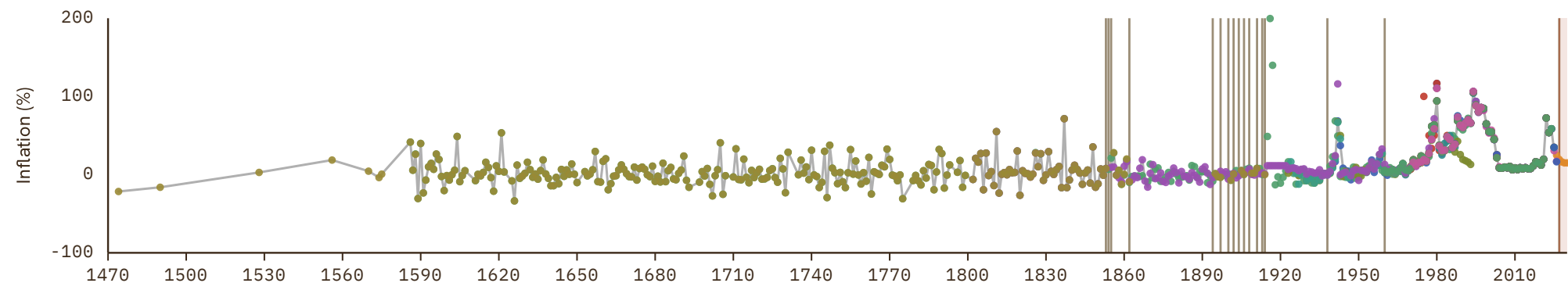
1 Source composition

SOURCE	CODE	TIME SPAN	NOTES
Pamuk (2004)	CS2 TUR	1474 - 1853	Replacing using overlapping data in 1854.
Internl Inst. Social History (2024)	CLIO	1854 - 1854	Replacing using overlapping data in 1855.
Carmen M. Reinhart et al. (2009)	RR	1855 - 1855	Replacing using overlapping data in 1856.
Pamuk (2004)	CS2 TUR	1856 - 1862	Replacing using overlapping data in 1863.
Carmen M. Reinhart et al. (2009)	RR	1863 - 1894	Replacing using overlapping data in 1895.
Pamuk (2004)	CS2 TUR	1895 - 1897	Replacing using overlapping data in 1898.
Carmen M. Reinhart et al. (2009)	RR	1898 - 1900	Replacing using overlapping data in 1901.
Pamuk (2004)	CS2 TUR	1901 - 1902	Replacing using overlapping data in 1903.
Carmen M. Reinhart et al. (2009)	RR	1903 - 1904	Replacing using overlapping data in 1905.

SOURCE	CODE	TIME SPAN	NOTES
Pamuk (2004)	CS2 TUR	1905 - 1906	Replacing using overlapping data in 1907.
Carmen M. Reinhart et al. (2009)	RR	1907 - 1908	Replacing using overlapping data in 1909.
Pamuk (2004)	CS2 TUR	1909 - 1911	Replacing using overlapping data in 1912.
Carmen M. Reinhart et al. (2009)	RR	1912 - 1913	Replacing using overlapping data in 1914.
Pamuk (2004)	CS2 TUR	1914 - 1914	Replacing using overlapping data in 1915.
Carmen M. Reinhart et al. (2009)	RR	1915 - 1938	Replacing using overlapping data in 1939.
Bank for Internl Settlements (2024)	BIS	1939 - 1960	Replacing using overlapping data in 1961.
OECD (2024)	OECD EO	1961 - 2026	Baseline source, overlaps with anchor year 2018.
International Monetary Fund (2025) (forecasts)	IMF WEO forecast	2027 - 2030	Replacing using overlapping data in 2031.

2 Harmonised series

GMD forecast
 GMD estimate
 | Source change
 ● BIS
 ● BORDO
 ● CLIO
 ● EUS
 ● IMF IFS
 ● IMF WEO
 ● IMF WEO forecast
 ● Mitchell
 ● NBS
 ● OECD EO
 ● OECD KEI
 ● RR
 ● WB GEM
 ● WB infl
 ● WDI
 ● WDI ARC
 ● CS2



Turkmenistan

COVERAGE

1993–2030

UNIT

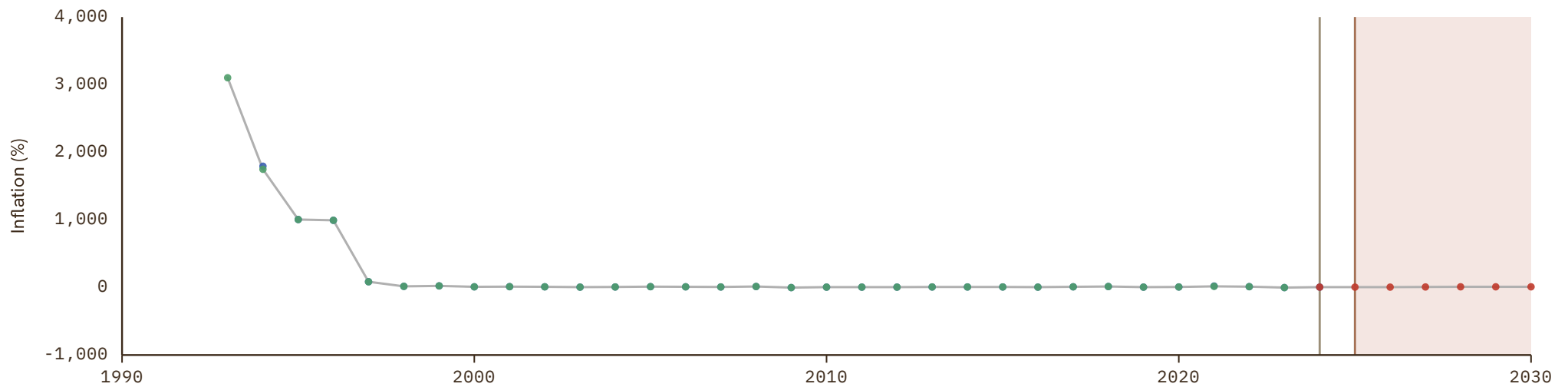
in %

1 Source composition

SOURCE	CODE	TIME SPAN	NOTES
World Bank (2024)	WB	1993 - 2023	Baseline source, overlaps with anchor year 2018.
International Monetary Fund (2025)	IMF WEO	2024 - 2024	Replacing using overlapping data in 2025.
International Monetary Fund (2025) (forecasts)	IMF WEO forecast	2025 - 2030	Replacing using overlapping data in 2031.

2 Harmonised series

GMD forecast
 — GMD estimate
| Source change
● IMF WEO
● IMF WEO forecast
● WB infl



Uganda

COVERAGE
1942–2030

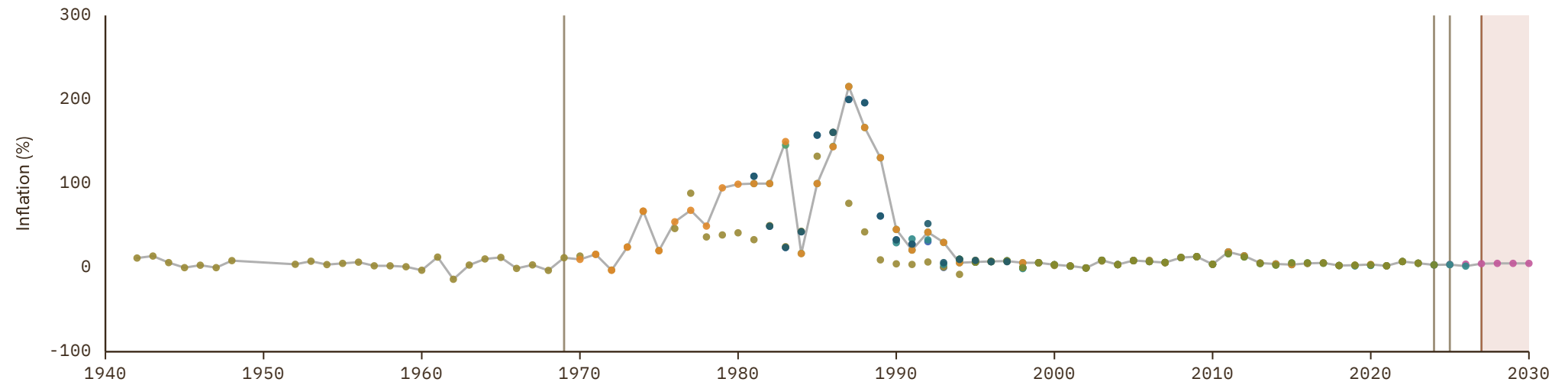
UNIT
in %

1 Source composition

SOURCE	CODE	TIME SPAN	NOTES
Brian Mitchell (2013)	Mitchell	1942 - 1969	Replacing using overlapping data in 1970.
World Bank (2024)	WB	1970 - 2023	Baseline source, overlaps with anchor year 2018.
World Bank (2024)	WDI	2024 - 2024	Replacing using overlapping data in 2025.
World Bank (2026)	WB GEM	2025 - 2026	Replacing using overlapping data in 2027.
International Monetary Fund (2025) (forecasts)	IMF WEO forecast	2027 - 2030	Replacing using overlapping data in 2031.

2 Harmonised series

■ GMD forecast
 — GMD estimate
 Source change
 ● CLIO
 ● IMF IFS
 ● IMF WEO
 ● IMF WEO forecast
 ● Mitchell
 ● WB GEM
 ● WB infl
 ● WDI
 ● WDI ARC



Ukraine

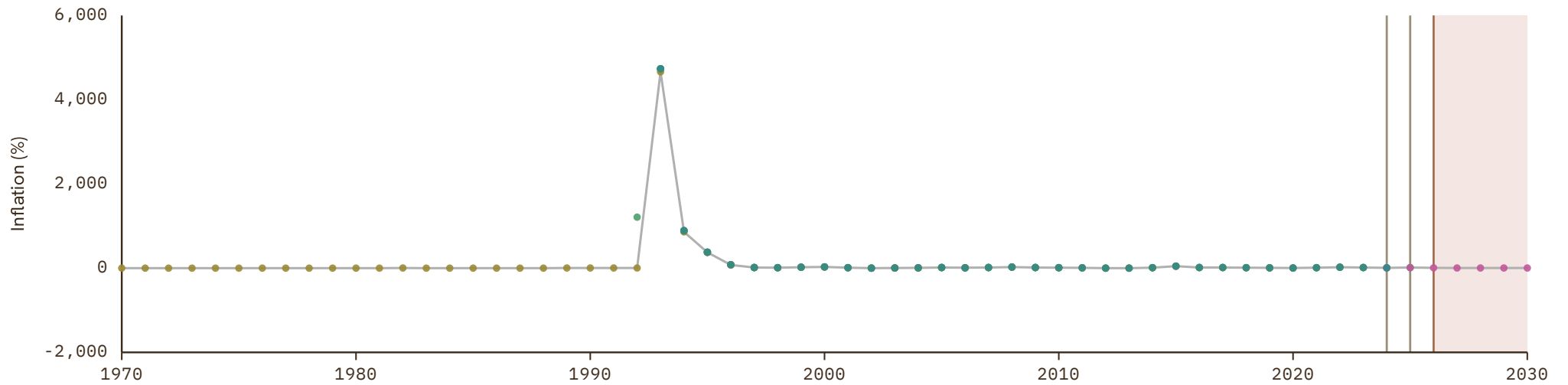
COVERAGE | UNIT
1970-2030 | in %

1 Source composition

SOURCE	CODE	TIME SPAN	NOTES
World Bank (2024)	WB	1970 - 2023	Baseline source, overlaps with anchor year 2018.
World Bank (2024)	WDI	2024 - 2024	Replacing using overlapping data in 2025.
International Monetary Fund (2025)	IMF IFS	2025 - 2025	Replacing using overlapping data in 2026.
International Monetary Fund (2025) (forecasts)	IMF WEO forecast	2026 - 2030	Replacing using overlapping data in 2031.

2 Harmonised series

GMD forecast
 — GMD estimate
| Source change
● CLIO
● IMF IFS
● IMF WEO
● IMF WEO forecast
● WB infl
● WDI



United Arab Emirates

COVERAGE
1970–2030

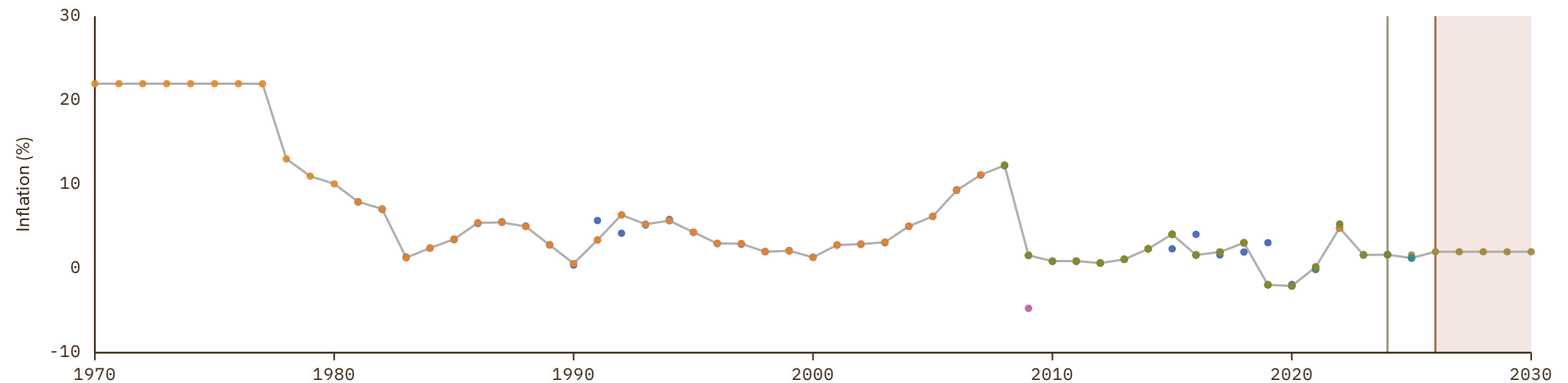
UNIT
in %

1 Source composition

SOURCE	CODE	TIME SPAN	NOTES
World Bank (2024)	WB	1970 - 2023	Baseline source, overlaps with anchor year 2018.
Bank for Internl Settlements (2024)	BIS	2024 - 2025	Replacing using overlapping data in 2026.
International Monetary Fund (2025) (forecasts)	IMF WEO forecast	2026 - 2030	Replacing using overlapping data in 2031.

2 Harmonised series

GMD forecast
 — GMD estimate
 | Source change
 ● AMF
 ● BIS
 ● IMF IFS
 ● IMF WEO
 ● IMF WEO forecast
 ● WB GEM
 ● WB infl
 ● WDI



United Kingdom

COVERAGE
1210-2030

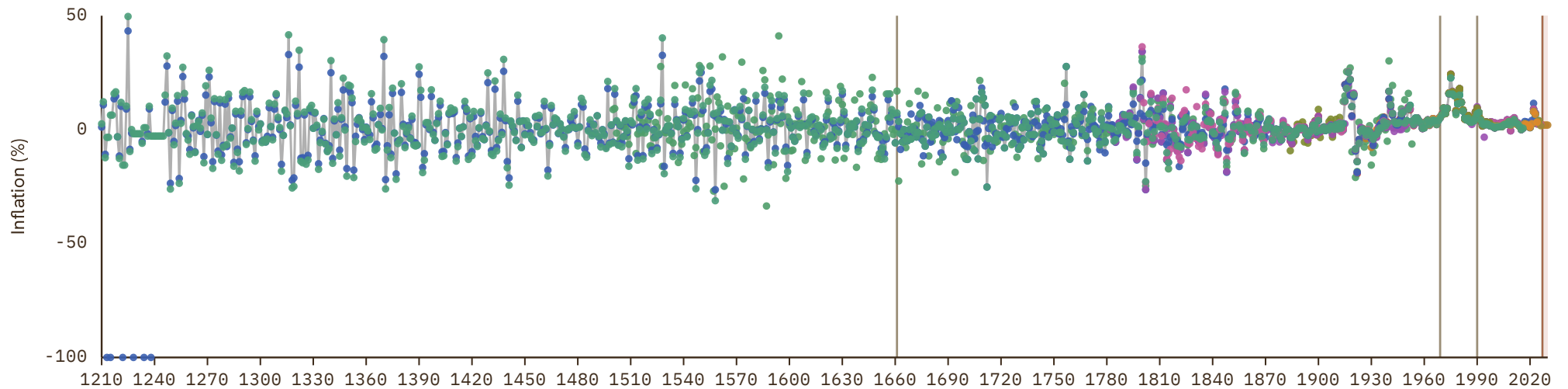
UNIT
in %

1 Source composition

SOURCE	CODE	TIME SPAN	NOTES
Thomas et al. (2010)	CS1 GBR	1210 - 1661	Replacing using overlapping data in 1662.
Bank for Internl Settlements (2024)	BIS	1662 - 1969	Replacing using overlapping data in 1970.
World Bank (2024)	WB	1970 - 1990	Replacing using overlapping data in 1991.
OECD (2024)	OECD EO	1991 - 2026	Baseline source, overlaps with anchor year 2018.
International Monetary Fund (2025) (forecasts)	IMF WEO forecast	2027 - 2030	Replacing using overlapping data in 2031.

2 Harmonised series

GMD forecast
 GMD estimate
 Source change
 ● BIS
 ● BORDO
 ● CLIO
 ● EUS
 ● FZ
 ● IHD
 ● IHD 2
 ● IMF IFS
 ● IMF WEO
 ● IMF WEO forecast
 ● JST
 ● Mitchell
 ● MW
 ● OECD EO
 ● OECD KEI
 ● RR
 ● WB GEM
 ● WB infl
 ● WDI
 ● WDI ARC
 ● CS1



United States

COVERAGE
1721-2030

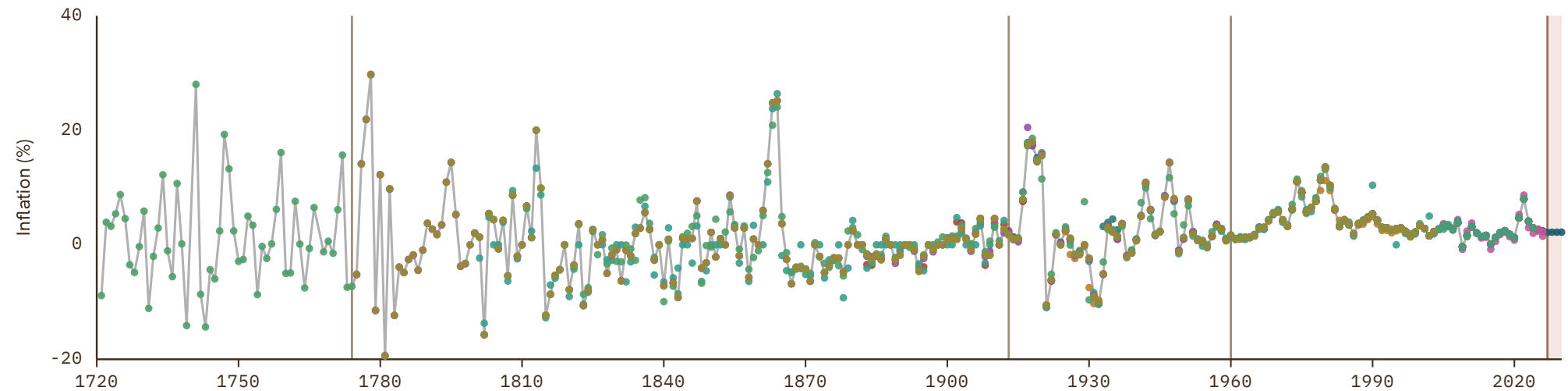
UNIT
in %

1 Source composition

SOURCE	CODE	TIME SPAN	NOTES
Internl Inst. Social History (2024)	CLIO	1721 - 1774	Replacing using overlapping data in 1775.
Carter et al. (2006)	CS2 USA	1775 - 1913	Replacing using overlapping data in 1914.
Bank for Internl Settlements (2024)	BIS	1914 - 1960	Replacing using overlapping data in 1961.
OECD (2024)	OECD EO	1961 - 2026	Baseline source, overlaps with anchor year 2018.
International Monetary Fund (2025) (forecasts)	IMF WEO forecast	2027 - 2030	Replacing using overlapping data in 2031.

2 Harmonised series

GMD forecast
 GMD estimate
 Source change
 ● BIS
 ● BORDO
 ● CLIO
 ● EUS
 ● IHD
 ● IHD 2
 ● IMF IFS
 ● IMF WEO
 ● IMF WEO forecast
 ● JST
 ● Mitchell
 ● MW
 ● OECD EO
 ● OECD KEI
 ● RR
 ● WB GEM
 ● WB infl
 ● WDI
 ● WDI ARC
 ● CS1
 ● CS2



Uruguay

COVERAGE
1871-2030

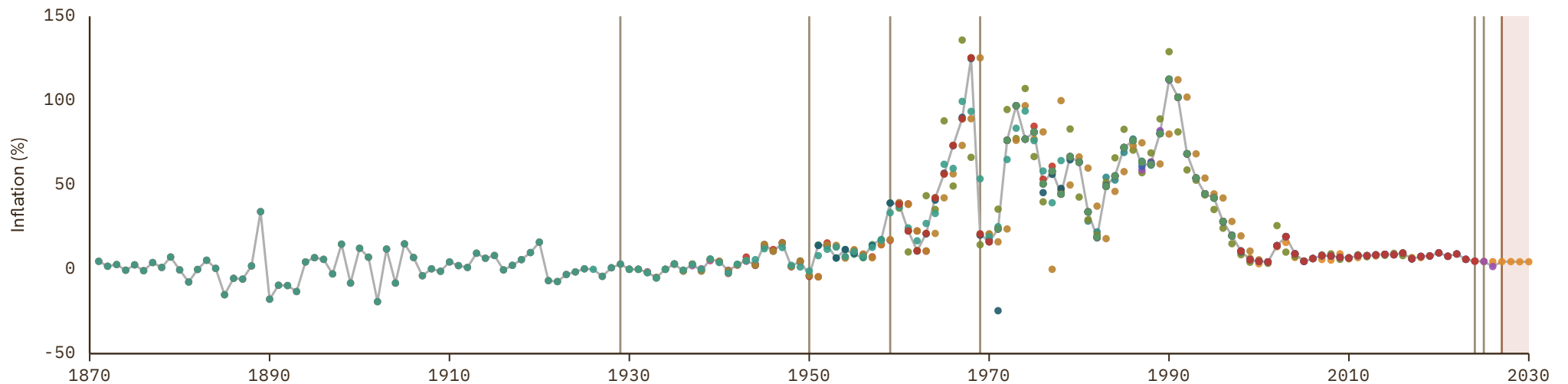
UNIT
in %

1 Source composition

SOURCE	CODE	TIME SPAN	NOTES
Carmen M. Reinhart et al. (2009)	RR	1871 - 1929	Replacing using overlapping data in 1930.
Luis Bértola et al. (2018)	Moxlad	1930 - 1950	Replacing using overlapping data in 1951.
International Monetary Fund (2025)	IMF IFS	1951 - 1959	Replacing using overlapping data in 1960.
World Bank (2024)	WDI	1960 - 1969	Replacing using overlapping data in 1970.
World Bank (2024)	WB	1970 - 2023	Baseline source, overlaps with anchor year 2018.
World Bank (2024)	WDI	2024 - 2024	Replacing using overlapping data in 2025.
World Bank (2026)	WB GEM	2025 - 2026	Replacing using overlapping data in 2027.
International Monetary Fund (2025) (forecasts)	IMF WEO forecast	2027 - 2030	Replacing using overlapping data in 2031.

2 Harmonised series

GMD forecast
 — GMD estimate
 | Source change
 ● BORDO
 ● CLIO
 ● ECLAC
 ● HFS
 ● IMF IFS
 ● IMF WEO
 ● IMF WEO forecast
 ● MAFHOLA
 ● Mitchell
 ● Moxlad
 ● RR
 ● WB GEM
 ● WB infl
 ● WDI
 ● WDI ARC



Uzbekistan

COVERAGE
1992–2030

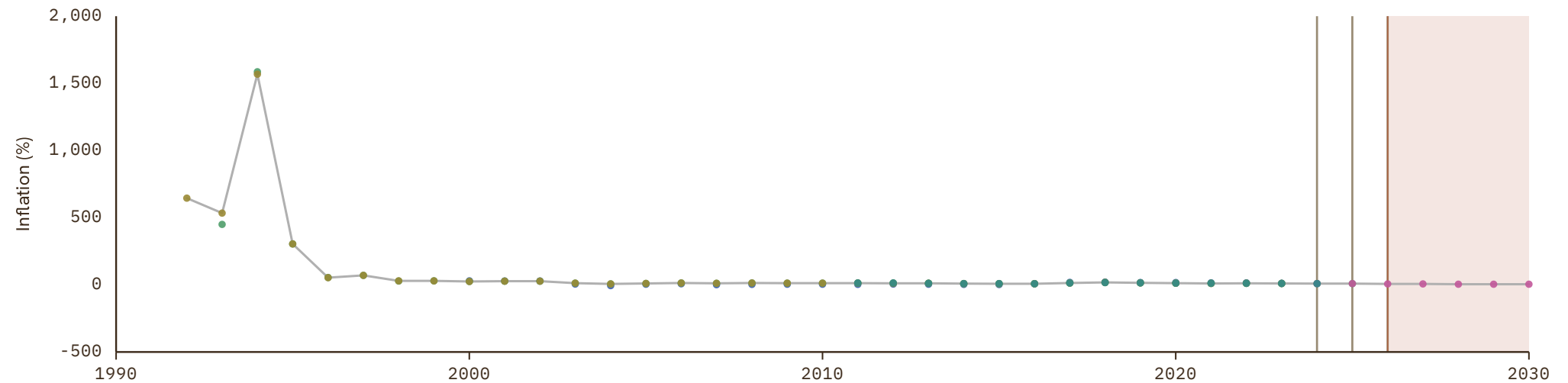
UNIT
in %

1 Source composition

SOURCE	CODE	TIME SPAN	NOTES
World Bank (2024)	WB	1992 - 2023	Baseline source, overlaps with anchor year 2018.
World Bank (2024)	WDI	2024 - 2024	Replacing using overlapping data in 2025.
International Monetary Fund (2025)	IMF IFS	2025 - 2025	Replacing using overlapping data in 2026.
International Monetary Fund (2025) (forecasts)	IMF WEO forecast	2026 - 2030	Replacing using overlapping data in 2031.

2 Harmonised series

■ GMD forecast
 — GMD estimate
 Source change
 ● ADB
 ● IMF IFS
 ● IMF WEO
 ● IMF WEO forecast
 ● WB infl
 ● WDI



Venezuela

COVERAGE
1831-2026

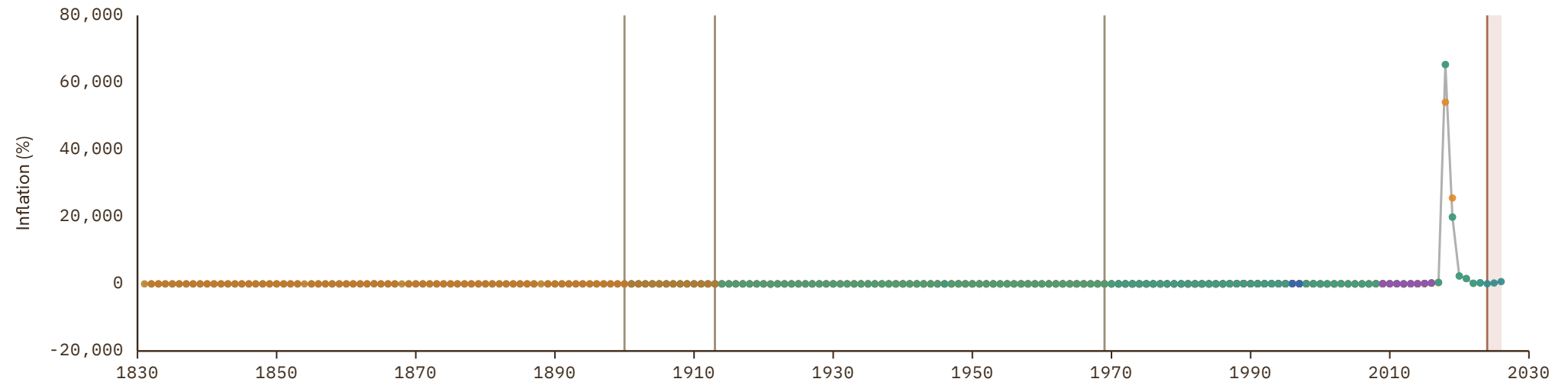
UNIT
in %

1 Source composition

SOURCE	CODE	TIME SPAN	NOTES
Carmen M. Reinhart et al. (2009)	RR	1831 - 1900	Replacing using overlapping data in 1901.
Luis Bértola et al. (2018)	Moxlad	1901 - 1913	Replacing using overlapping data in 1914.
Baptista (1997)	CS1 VEN	1914 - 1969	Replacing using overlapping data in 1970.
World Bank (2024)	WB	1970 - 2023	Baseline source, overlaps with anchor year 2018.
International Monetary Fund (2025) (forecasts)	IMF WEO forecast	2024 - 2026	Replacing using overlapping data in 2027.

2 Harmonised series

GMD forecast
 — GMD estimate
| Source change
● BORDO
 ● CLIO
 ● ECLAC
 ● IMF IFS
 ● IMF WEO
 ● IMF WEO forecast
 ● MAFHOLA
 ● Mitchell
 ● Moxlad
 ● RR
 ● WB infl
 ● WDI
 ● WDI ARC
 ● CS1



Vietnam

 COVERAGE
 1914–2030

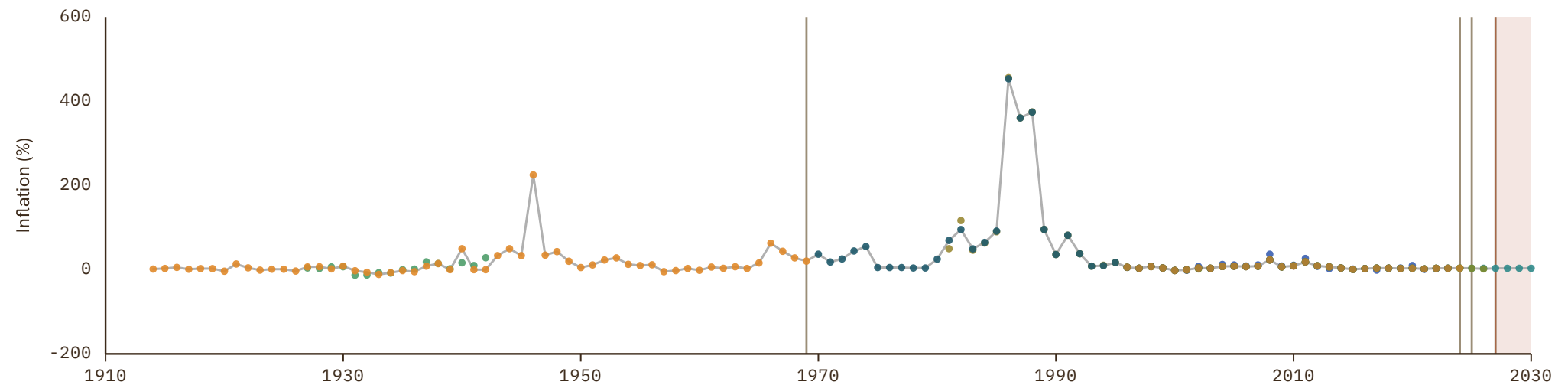
 UNIT
 in %

1 Source composition

SOURCE	CODE	TIME SPAN	NOTES
Brian Mitchell (2013)	Mitchell	1914 - 1969	Replacing using overlapping data in 1970.
World Bank (2024)	WB	1970 - 2023	Baseline source, overlaps with anchor year 2018.
World Bank (2024)	WDI	2024 - 2024	Replacing using overlapping data in 2025.
World Bank (2026)	WB GEM	2025 - 2026	Replacing using overlapping data in 2027.
International Monetary Fund (2025) (forecasts)	IMF WEO forecast	2027 - 2030	Replacing using overlapping data in 2031.

2 Harmonised series

■ GMD forecast
 — GMD estimate
 | Source change
 ● ADB
 ● CLIO
 ● HFS
 ● IMF IFS
 ● IMF WEO
 ● IMF WEO forecast
 ● Mitchell
 ● WB GEM
 ● WB infl
● WDI



Yemen

COVERAGE
1970-2030

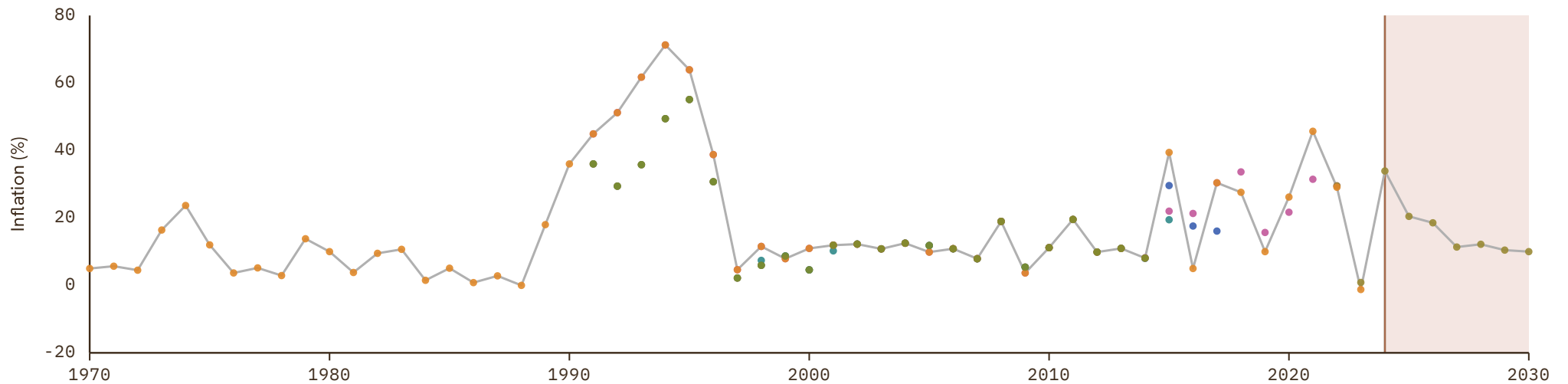
UNIT
in %

1 Source composition

SOURCE	CODE	TIME SPAN	NOTES
World Bank (2024)	WB	1970 - 2023	Baseline source, overlaps with anchor year 2018.
International Monetary Fund (2025) (forecasts)	IMF WEO forecast	2024 - 2030	Replacing using overlapping data in 2031.

2 Harmonised series

GMD forecast
 — GMD estimate
 | Source change
 ● AMF
 ● CLIO
 ● IMF IFS
 ● IMF WEO
 ● IMF WEO forecast
 ● WB GEM
 ● WB infl
 ● WDI



Yugoslavia

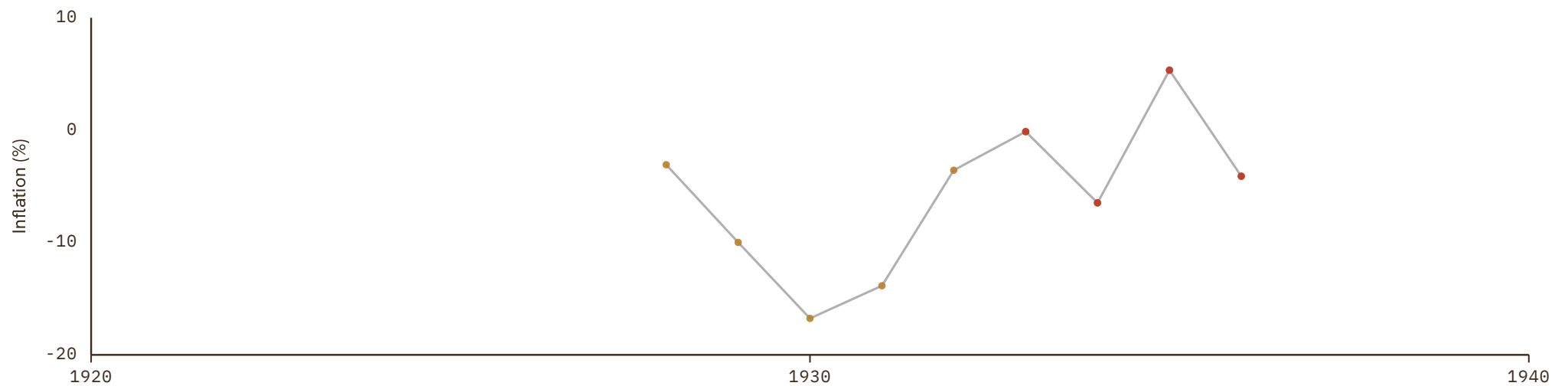
COVERAGE
1928–1936UNIT
in %

1 Source composition

SOURCE	CODE	TIME SPAN	NOTES
Ellison et al. (2024)	IHD	1928 - 1936	Replacing using overlapping data in 1937.

2 Harmonised series

— GMD estimate ● IHD ● IHD 2



Zambia

COVERAGE
1943-2030

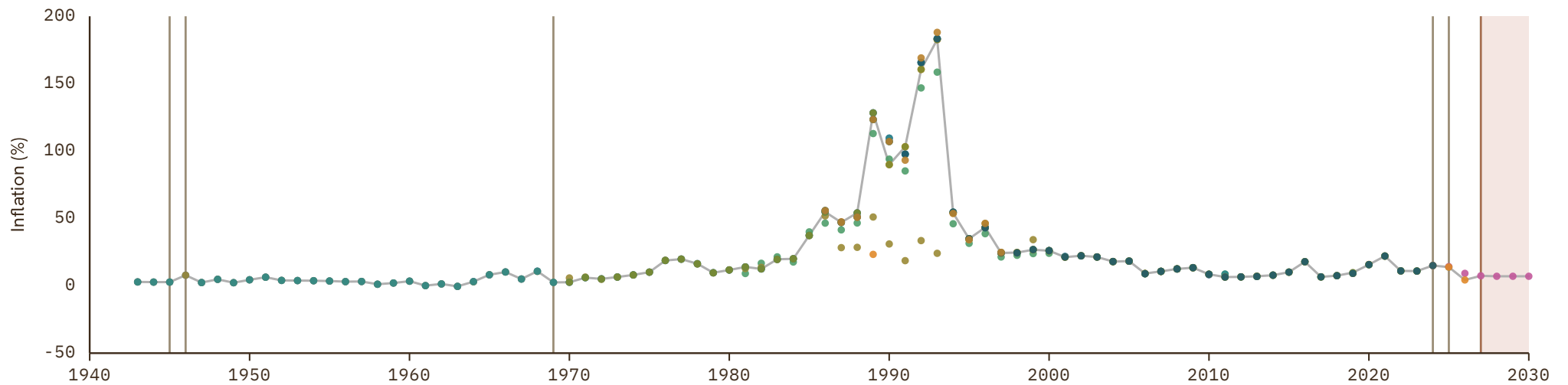
UNIT
in %

1 Source composition

SOURCE	CODE	TIME SPAN	NOTES
Carmen M. Reinhart et al. (2009)	RR	1943 - 1945	Replacing using overlapping data in 1946.
Internl Inst. Social History (2024)	CLIO	1946 - 1946	Replacing using overlapping data in 1947.
Carmen M. Reinhart et al. (2009)	RR	1947 - 1969	Replacing using overlapping data in 1970.
World Bank (2024)	WB	1970 - 2023	Baseline source, overlaps with anchor year 2018.
World Bank (2024)	WDI	2024 - 2024	Replacing using overlapping data in 2025.
World Bank (2026)	WB GEM	2025 - 2026	Replacing using overlapping data in 2027.
International Monetary Fund (2025) (forecasts)	IMF WEO forecast	2027 - 2030	Replacing using overlapping data in 2031.

2 Harmonised series

GMD forecast
 GMD estimate
 Source change
 ● CLIO
 ● IMF IFS
 ● IMF WEO
 ● IMF WEO forecast
 ● Mitchell
 ● RR
 ● WB GEM
 ● WB infl
 ● WDI
 ● WDI ARC



Zimbabwe

COVERAGE
1921-2030

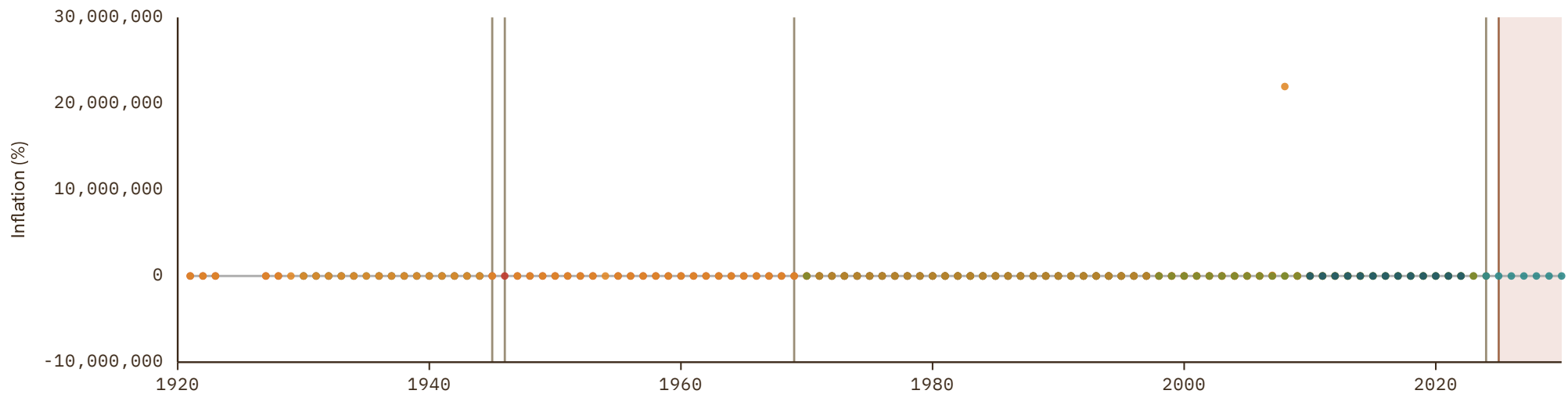
UNIT
in %

1 Source composition

SOURCE	CODE	TIME SPAN	NOTES
Carmen M. Reinhart et al. (2009)	RR	1921 - 1945	Replacing using overlapping data in 1946.
Internl Inst. Social History (2024)	CLIO	1946 - 1946	Replacing using overlapping data in 1947.
Carmen M. Reinhart et al. (2009)	RR	1947 - 1969	Replacing using overlapping data in 1970.
World Bank (2024)	WB	1970 - 2023	Baseline source, overlaps with anchor year 2018.
International Monetary Fund (2025)	IMF WEO	2024 - 2024	Replacing using overlapping data in 2025.
International Monetary Fund (2025) (forecasts)	IMF WEO forecast	2025 - 2030	Replacing using overlapping data in 2031.

2 Harmonised series

GMD forecast
 GMD estimate
 Source change
● BORDO
● CLIO
● HFS
● IMF IFS
● IMF WEO
● IMF WEO forecast
● RR
● WB infl
● WDI
● WDI ARC



Andorra

COVERAGE

2002–2030

UNIT

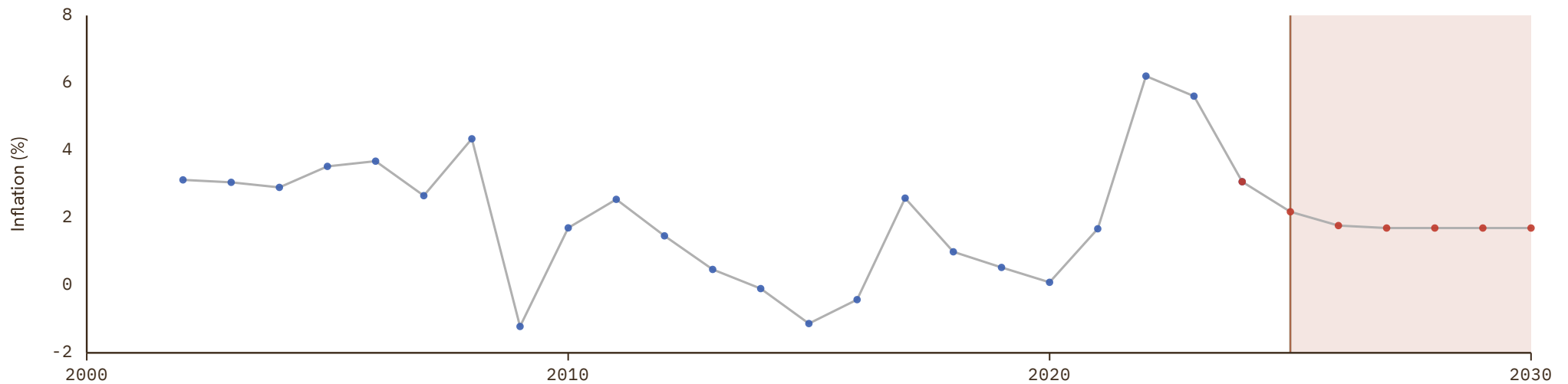
in %

1 Source composition

SOURCE	CODE	TIME SPAN	NOTES
International Monetary Fund (2025)	IMF WEO	2002 - 2024	Baseline source, overlaps with anchor year 2018.
International Monetary Fund (2025) (forecasts)	IMF WEO forecast	2025 - 2030	Replacing using overlapping data in 2031.

2 Harmonised series

GMD forecast
 — GMD estimate
 | Source change
 ● IMF WEO
 ● IMF WEO forecast



Anguilla

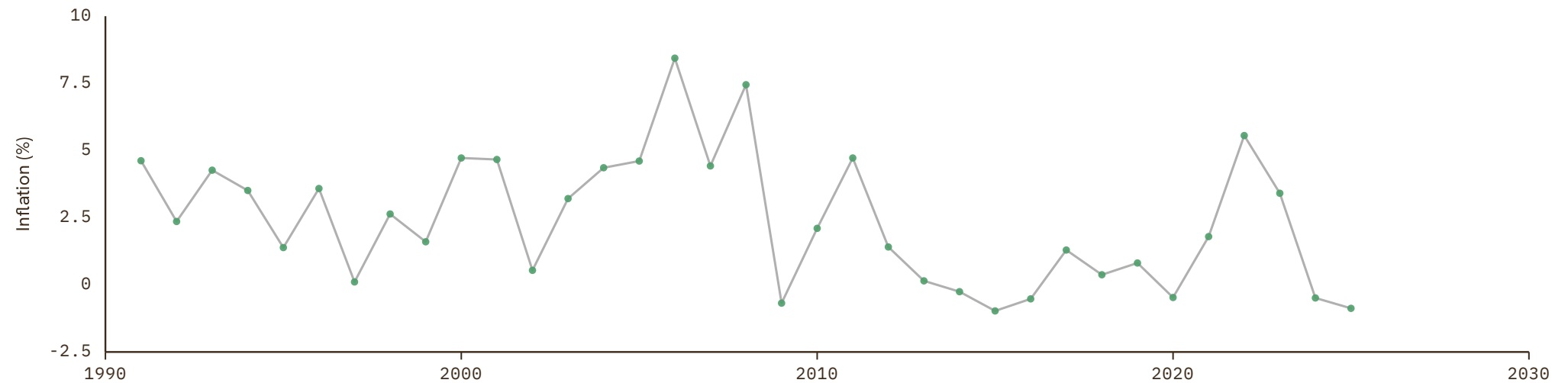
COVERAGE
1991–2025UNIT
in %

1 Source composition

SOURCE	CODE	TIME SPAN	NOTES
International Monetary Fund (2025)	IMF IFS	1991 - 2025	Baseline source, overlaps with anchor year 2018.

2 Harmonised series

— GMD estimate ● IMF IFS



Antigua and Barbuda

COVERAGE
1970–2030

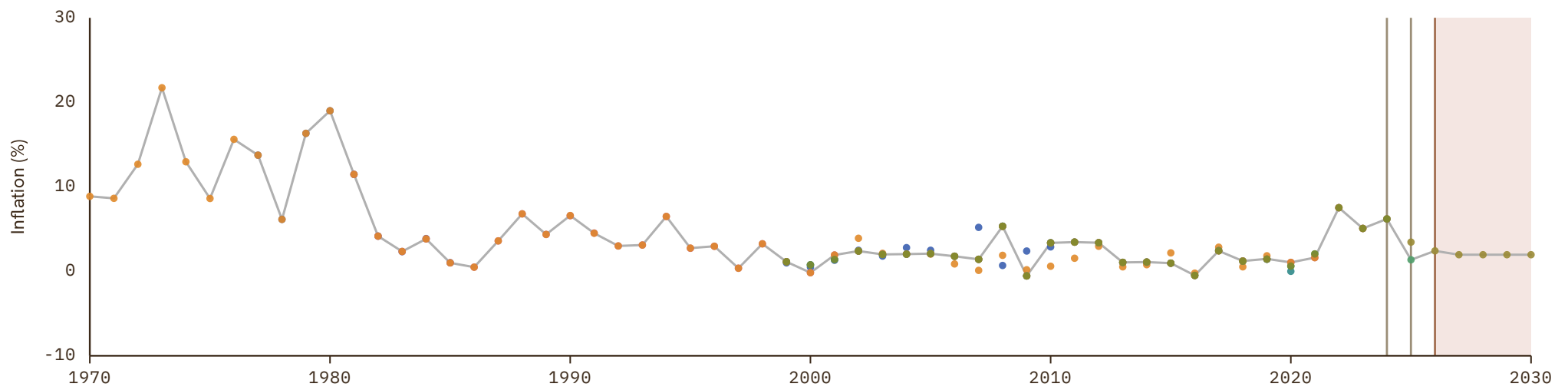
UNIT
in %

1 Source composition

SOURCE	CODE	TIME SPAN	NOTES
World Bank (2024)	WB	1970 - 2023	Baseline source, overlaps with anchor year 2018.
World Bank (2024)	WDI	2024 - 2024	Replacing using overlapping data in 2025.
International Monetary Fund (2025)	IMF IFS	2025 - 2025	Replacing using overlapping data in 2026.
International Monetary Fund (2025) (forecasts)	IMF WEO forecast	2026 - 2030	Replacing using overlapping data in 2031.

2 Harmonised series

GMD forecast
 — GMD estimate
 | Source change
 ● CLIO
 ● ECLAC
 ● IMF IFS
 ● IMF WEO
 ● IMF WEO forecast
 ● WB GEM
 ● WB infl
 ● WDI



Aruba

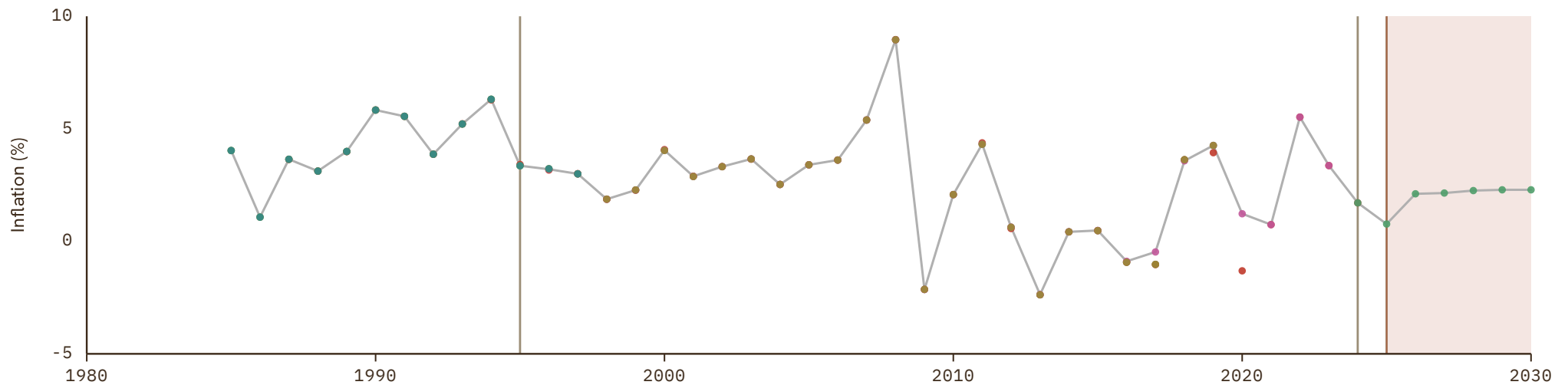
COVERAGE | UNIT
1985-2030 | in %

1 Source composition

SOURCE	CODE	TIME SPAN	NOTES
World Bank (2024)	WDI	1985 - 1995	Replacing using overlapping data in 1996.
World Bank (2024)	WB	1996 - 2023	Baseline source, overlaps with anchor year 2018.
International Monetary Fund (2025)	IMF WEO	2024 - 2024	Replacing using overlapping data in 2025.
International Monetary Fund (2025) (forecasts)	IMF WEO forecast	2025 - 2030	Replacing using overlapping data in 2031.

2 Harmonised series

GMD forecast
 — GMD estimate
 | Source change
 ● IMF IFS
 ● IMF WEO
 ● IMF WEO forecast
 ● WB infl
 ● WDI
 ● WDI ARC



British Virgin Islands

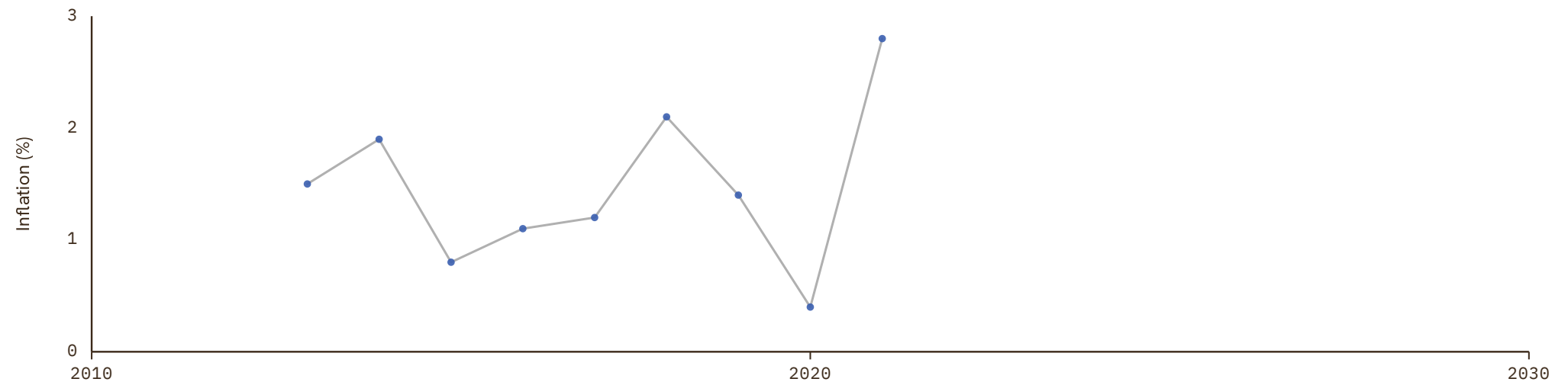
COVERAGE
2013–2021UNIT
in %

1 Source composition

SOURCE	CODE	TIME SPAN	NOTES
World Bank (2024)	WB	2013 - 2021	Baseline source, overlaps with anchor year 2018.

2 Harmonised series

— GMD estimate ● WB infl



Cayman Islands

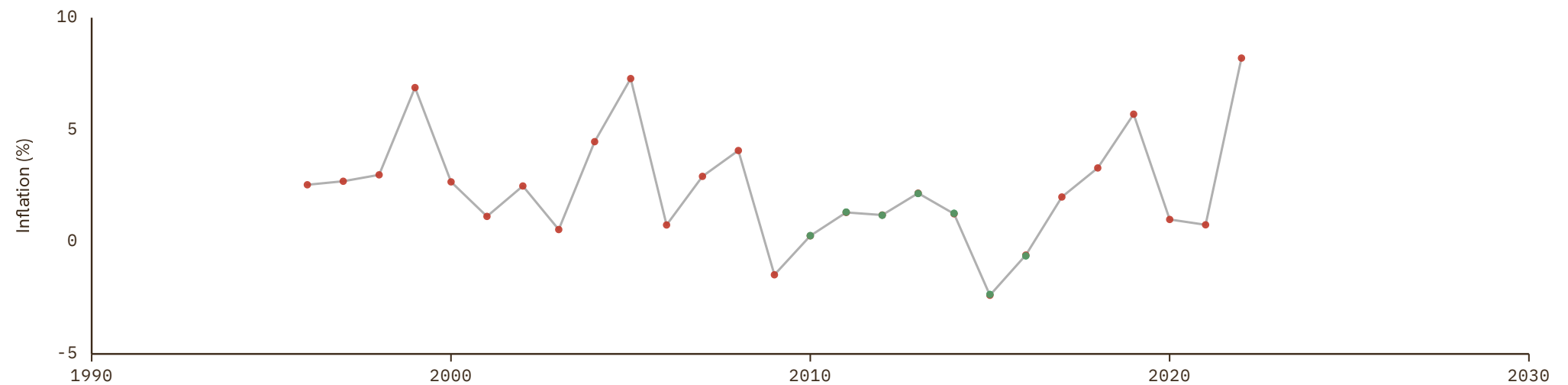
COVERAGE
1996–2022UNIT
in %

1 Source composition

SOURCE	CODE	TIME SPAN	NOTES
World Bank (2024)	WB	1996 - 2022	Baseline source, overlaps with anchor year 2018.

2 Harmonised series

— GMD estimate ● IMF IFS ● WB infl ● WDI



Comoros

COVERAGE
1970-2030

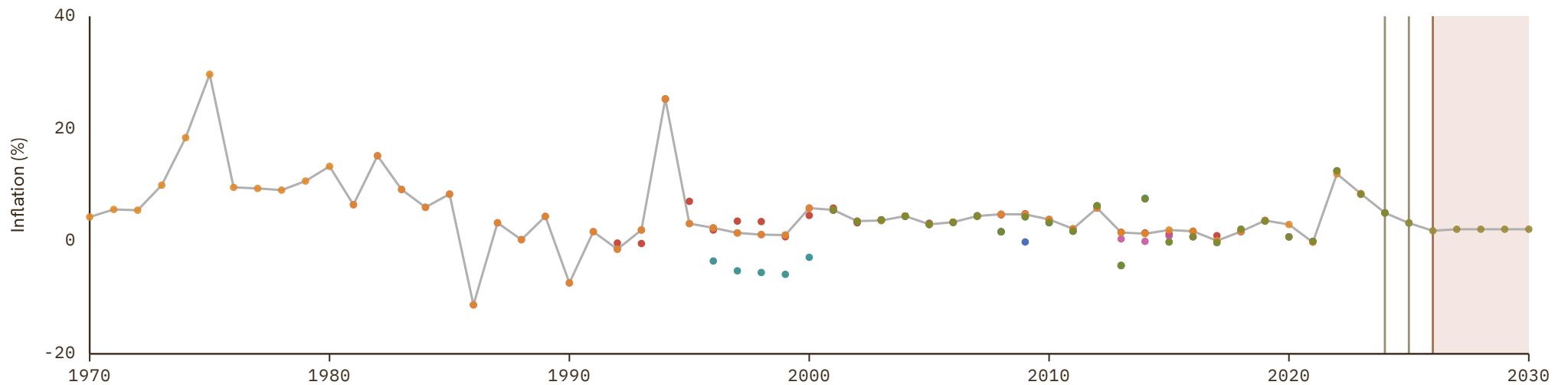
UNIT
in %

1 Source composition

SOURCE	CODE	TIME SPAN	NOTES
World Bank (2024)	WB	1970 - 2023	Baseline source, overlaps with anchor year 2018.
World Bank (2024)	WDI	2024 - 2024	Replacing using overlapping data in 2025.
International Monetary Fund (2025)	IMF IFS	2025 - 2025	Replacing using overlapping data in 2026.
International Monetary Fund (2025) (forecasts)	IMF WEO forecast	2026 - 2030	Replacing using overlapping data in 2031.

2 Harmonised series

GMD forecast
 — GMD estimate
 | Source change
 ● CLIO
 ● FRANC ZONE
 ● IMF IFS
 ● IMF WEO
 ● IMF WEO forecast
 ● WB GEM
 ● WB infl
 ● WDI



Cook Islands

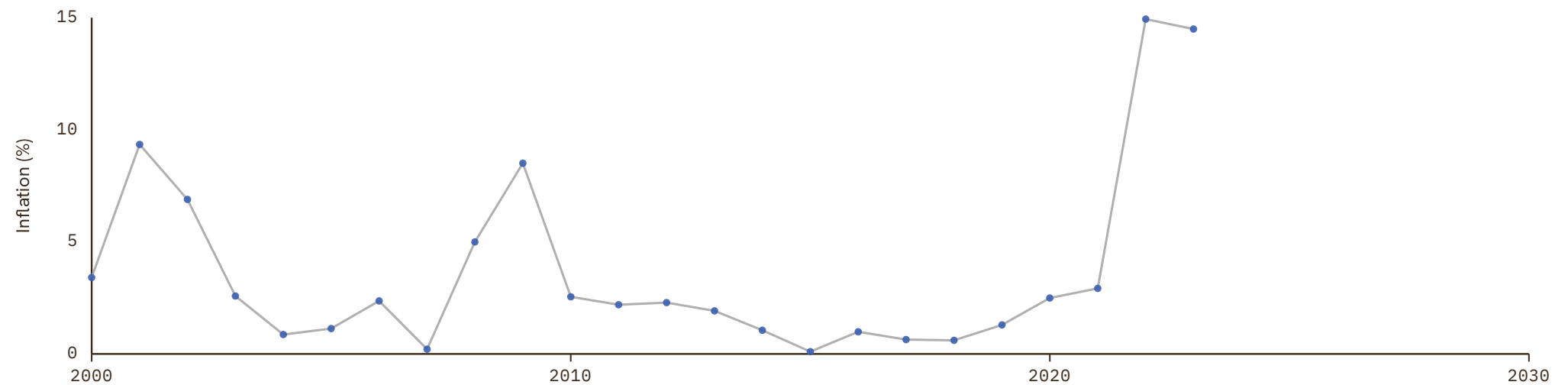
COVERAGE
2000–2023UNIT
in %

1 Source composition

SOURCE	CODE	TIME SPAN	NOTES
Asian Development Bank (2024)	ADB	2000 - 2023	Baseline source, overlaps with anchor year 2018.

2 Harmonised series

— GMD estimate ● ADB



Curaçao

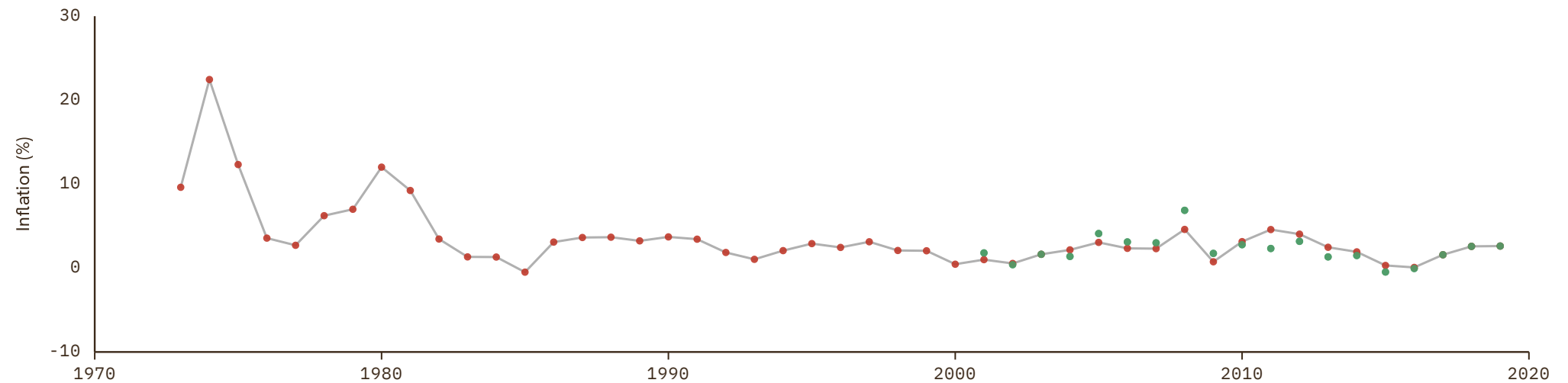
COVERAGE
1973–2019UNIT
in %

1 Source composition

SOURCE	CODE	TIME SPAN	NOTES
World Bank (2024)	WB	1973 - 2019	Baseline source, overlaps with anchor year 2018.

2 Harmonised series

— GMD estimate ● IMF IFS ● WB infl ● WDI



Guadeloupe

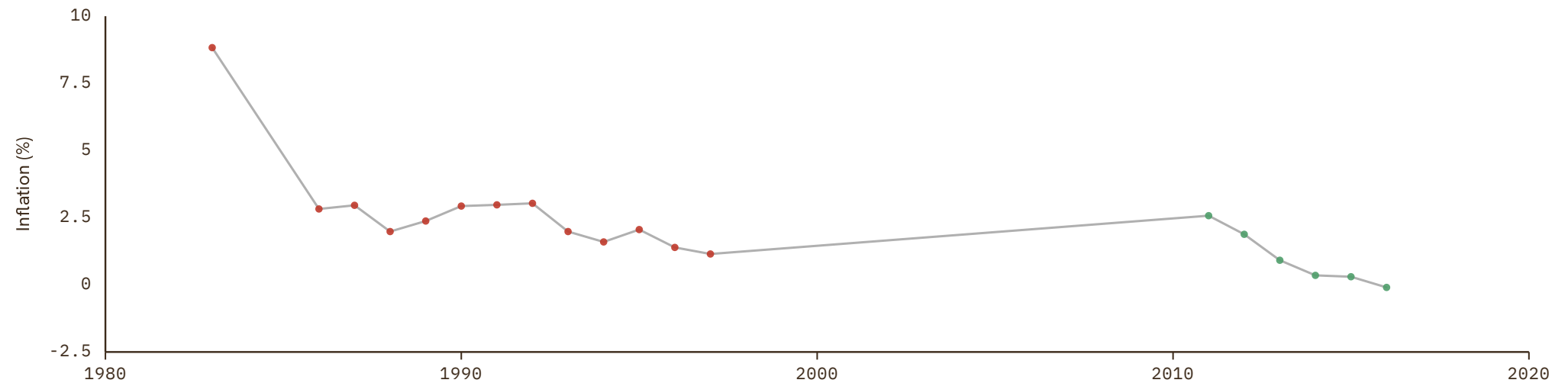
COVERAGE
1983–2016UNIT
in %

1 Source composition

SOURCE	CODE	TIME SPAN	NOTES
World Bank (1999)	WDI ARC	1983 - 2010	Replacing using overlapping data in 2011.
International Monetary Fund (2025)	IMF IFS	2011 - 2016	Replacing using overlapping data in 2017.

2 Harmonised series

— GMD estimate ● IMF IFS ● WDI ARC



Kiribati

COVERAGE
1980–2030

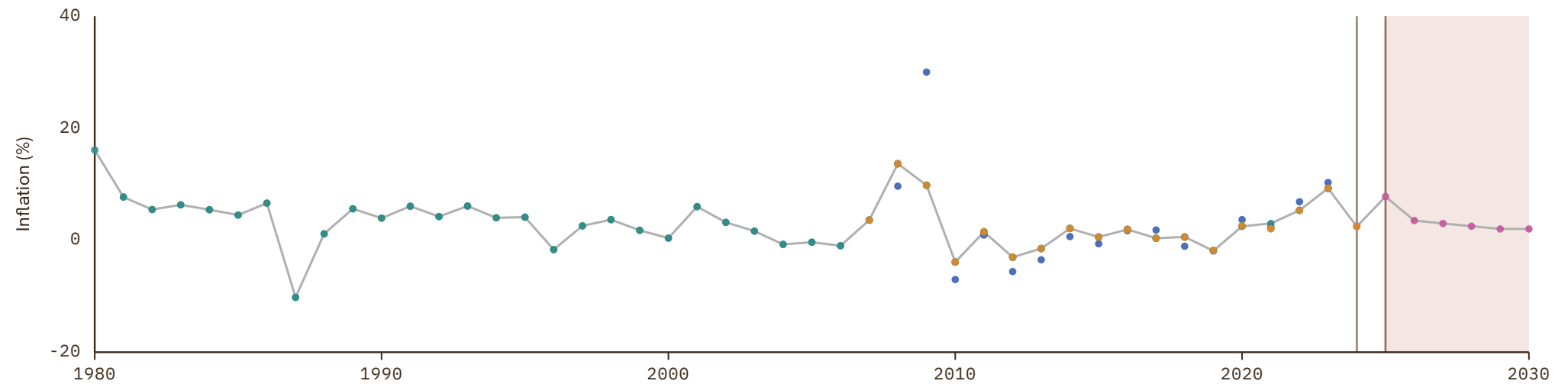
UNIT
in %

1 Source composition

SOURCE	CODE	TIME SPAN	NOTES
World Bank (2024)	WB	1980 - 2023	Baseline source, overlaps with anchor year 2018.
World Bank (2024)	WDI	2024 - 2024	Replacing using overlapping data in 2025.
International Monetary Fund (2025) (forecasts)	IMF WEO forecast	2025 - 2030	Replacing using overlapping data in 2031.

2 Harmonised series

GMD forecast
 — GMD estimate
 | Source change
 ● ADB
 ● IMF IFS
 ● IMF WEO
 ● IMF WEO forecast
 ● WB GEM
 ● WB infl
 ● WDI



Kosovo

COVERAGE
2001-2030

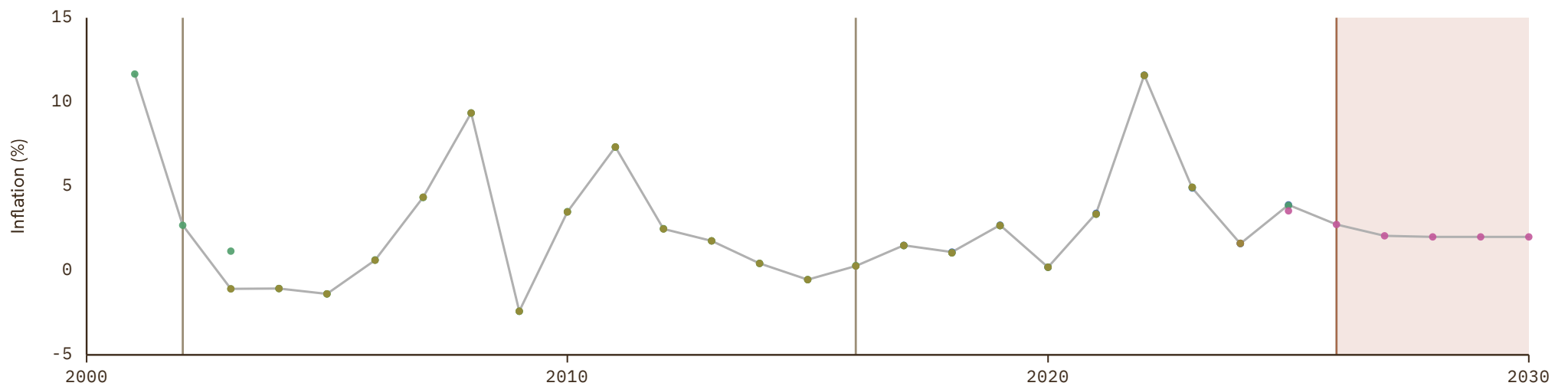
UNIT
in %

1 Source composition

SOURCE	CODE	TIME SPAN	NOTES
International Monetary Fund (2025)	IMF WEO	2001 - 2002	Replacing using overlapping data in 2003.
World Bank (2024)	WDI	2003 - 2016	Replacing using overlapping data in 2017.
Eurostat (2025)	EUS	2017 - 2025	Baseline source, overlaps with anchor year 2018.
International Monetary Fund (2025) (forecasts)	IMF WEO forecast	2026 - 2030	Replacing using overlapping data in 2031.

2 Harmonised series

GMD forecast
 — GMD estimate
 | Source change
 ● EUS
 ● IMF IFS
 ● IMF WEO
 ● IMF WEO forecast
 ● WDI



Liechtenstein

COVERAGE
2001–2030

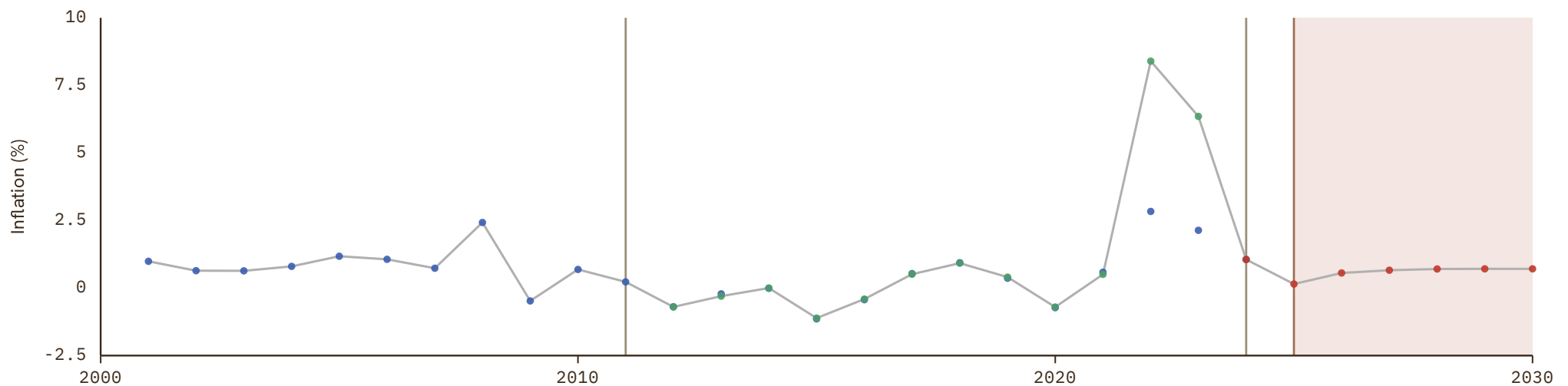
UNIT
in %

1 Source composition

SOURCE	CODE	TIME SPAN	NOTES
International Monetary Fund (2025)	IMF WEO	2001 - 2011	Replacing using overlapping data in 2012.
World Bank (2024)	WB	2012 - 2023	Baseline source, overlaps with anchor year 2018.
International Monetary Fund (2025)	IMF WEO	2024 - 2024	Replacing using overlapping data in 2025.
International Monetary Fund (2025) (forecasts)	IMF WEO forecast	2025 - 2030	Replacing using overlapping data in 2031.

2 Harmonised series

■ GMD forecast
 — GMD estimate
 | Source change
 ● IMF WEO
 ● IMF WEO forecast
 ● WB infl



Macau

 COVERAGE
1940–2030

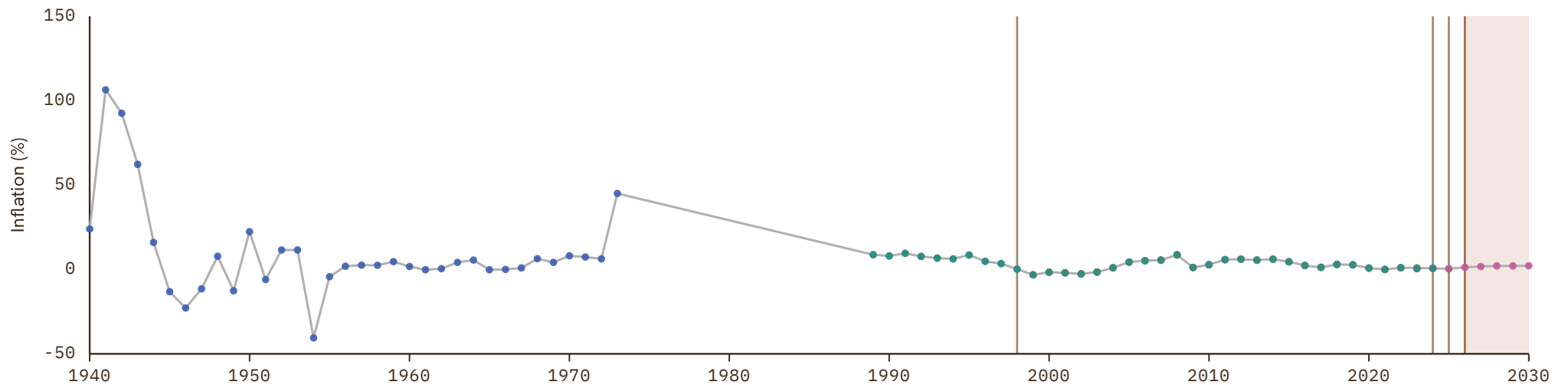
 UNIT
in %

1 Source composition

SOURCE	CODE	TIME SPAN	NOTES
Schuler (2015)	HFS	1940 - 1988	Replacing using overlapping data in 1989.
World Bank (2024)	WDI	1989 - 1998	Replacing using overlapping data in 1999.
World Bank (2024)	WB	1999 - 2023	Baseline source, overlaps with anchor year 2018.
World Bank (2024)	WDI	2024 - 2024	Replacing using overlapping data in 2025.
International Monetary Fund (2025)	IMF IFS	2025 - 2025	Replacing using overlapping data in 2026.
International Monetary Fund (2025) (forecasts)	IMF WEO forecast	2026 - 2030	Replacing using overlapping data in 2031.

2 Harmonised series

■ GMD forecast
 — GMD estimate
 Source change
 ● HFS
 ● IMF IFS
 ● IMF WEO
 ● IMF WEO forecast
 ● WB infl
 ● WDI



Marshall Islands

COVERAGE
2000–2030

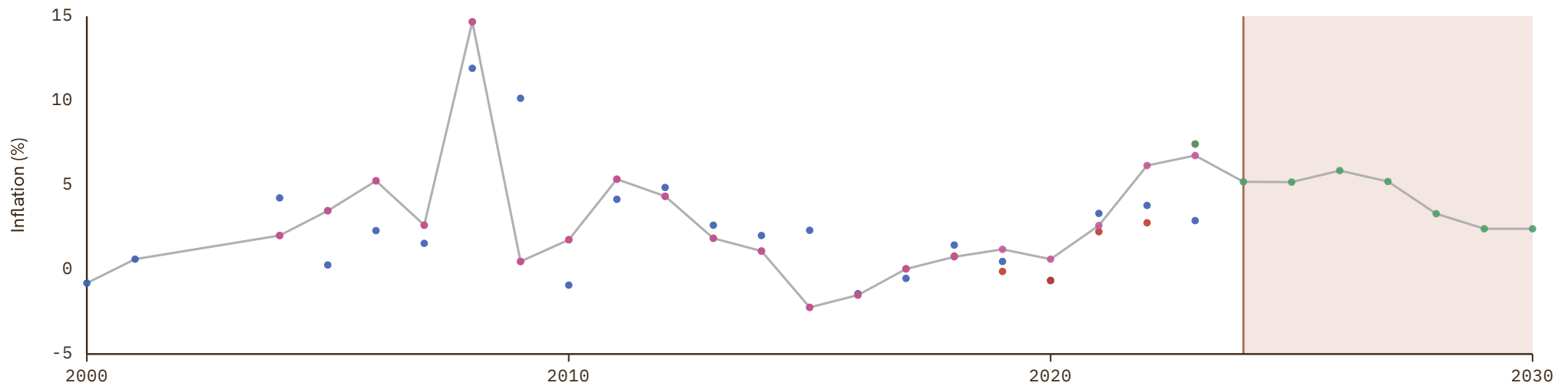
UNIT
in %

1 Source composition

SOURCE	CODE	TIME SPAN	NOTES
Asian Development Bank (2024)	ADB	2000 - 2003	Replacing using overlapping data in 2004.
World Bank (2024)	WB	2004 - 2023	Baseline source, overlaps with anchor year 2018.
International Monetary Fund (2025) (forecasts)	IMF WEO forecast	2024 - 2030	Replacing using overlapping data in 2031.

2 Harmonised series

■ GMD forecast
 — GMD estimate
 Source change
 ● ADB
 ● IMF WEO
 ● IMF WEO forecast
 ● WB infl



Martinique

COVERAGE
1971–2017

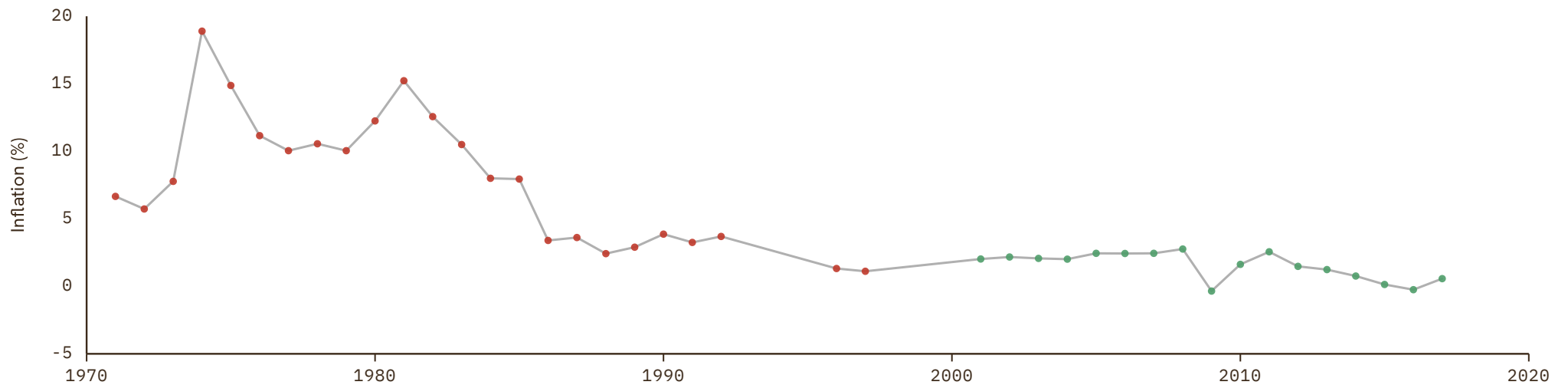
UNIT
in %

1 Source composition

SOURCE	CODE	TIME SPAN	NOTES
World Bank (1999)	WDI ARC	1971 - 2000	Replacing using overlapping data in 2001.
International Monetary Fund (2025)	IMF IFS	2001 - 2017	Replacing using overlapping data in 2018.

2 Harmonised series

— GMD estimate ● IMF IFS ● WDI ARC



Micronesia (Federated States of)

COVERAGE
1996–2030

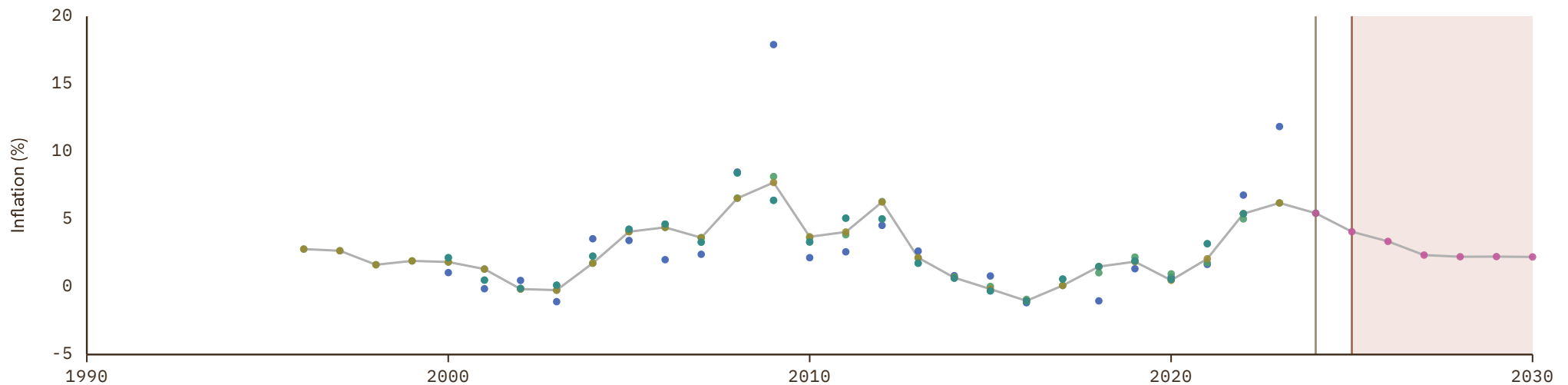
UNIT
in %

1 Source composition

SOURCE	CODE	TIME SPAN	NOTES
World Bank (2024)	WB	1996 - 2023	Baseline source, overlaps with anchor year 2018.
International Monetary Fund (2025)	IMF WEO	2024 - 2024	Replacing using overlapping data in 2025.
International Monetary Fund (2025) (forecasts)	IMF WEO forecast	2025 - 2030	Replacing using overlapping data in 2031.

2 Harmonised series

GMD forecast
 — GMD estimate
 | Source change
 ● ADB
 ● IMF IFS
 ● IMF WEO
 ● IMF WEO forecast
 ● WB infl
 ● WDI



Montserrat

COVERAGE

2001–2024

UNIT

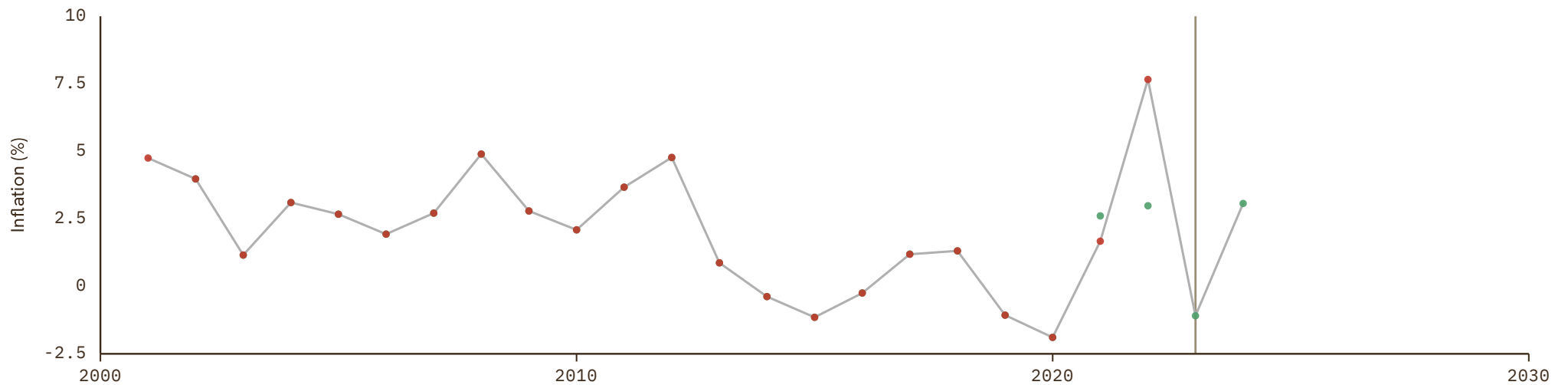
in %

1 Source composition

SOURCE	CODE	TIME SPAN	NOTES
World Bank (2024)	WB	2001 - 2022	Baseline source, overlaps with anchor year 2018.
International Monetary Fund (2025)	IMF IFS	2023 - 2024	Replacing using overlapping data in 2025.

2 Harmonised series

— GMD estimate | Source change ● IMF IFS ● WB infl



Nauru

COVERAGE
2005–2030

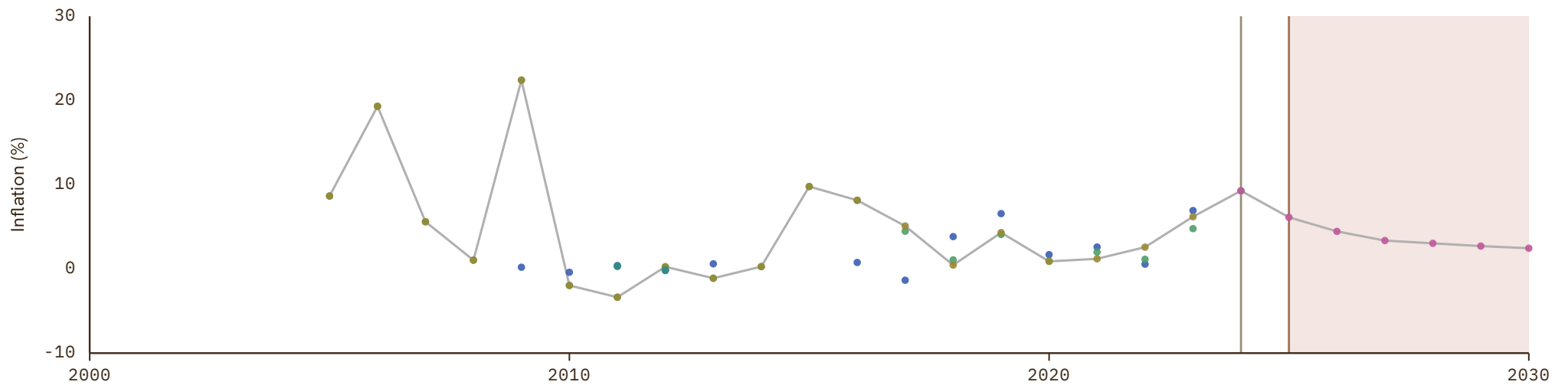
UNIT
in %

1 Source composition

SOURCE	CODE	TIME SPAN	NOTES
World Bank (2024)	WB	2005 - 2023	Baseline source, overlaps with anchor year 2018.
International Monetary Fund (2025)	IMF WEO	2024 - 2024	Replacing using overlapping data in 2025.
International Monetary Fund (2025) (forecasts)	IMF WEO forecast	2025 - 2030	Replacing using overlapping data in 2031.

2 Harmonised series

GMD forecast
 — GMD estimate
 | Source change
 ● ADB
 ● IMF IFS
 ● IMF WEO
 ● IMF WEO forecast
 ● WB infl
 ● WDI



New Caledonia

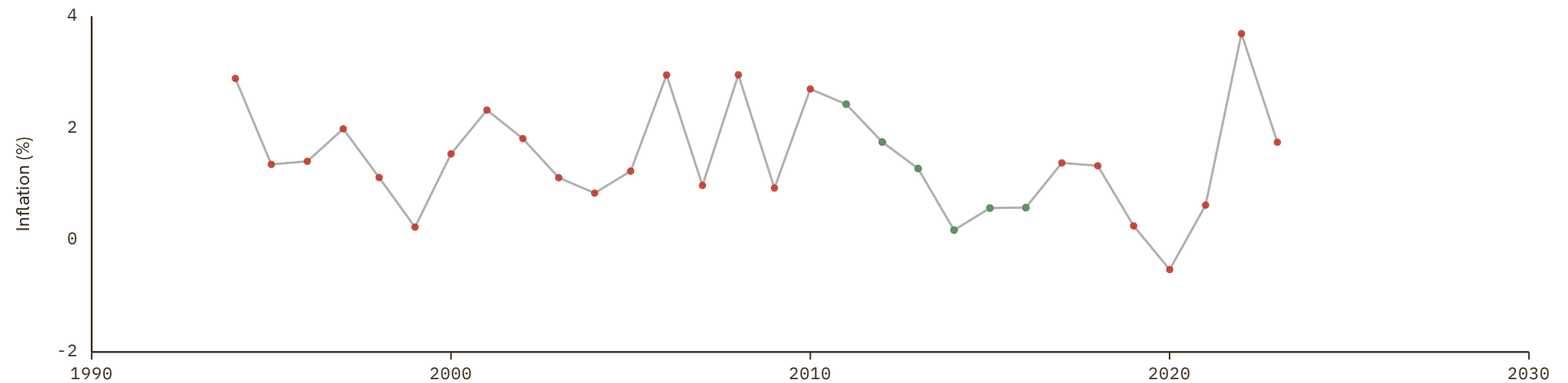
COVERAGE
1994–2023UNIT
in %

1 Source composition

SOURCE	CODE	TIME SPAN	NOTES
World Bank (2024)	WB	1994 - 2023	Baseline source, overlaps with anchor year 2018.

2 Harmonised series

— GMD estimate ● IMF IFS ● WB infl ● WDI



Niue

COVERAGE

2004–2023

UNIT

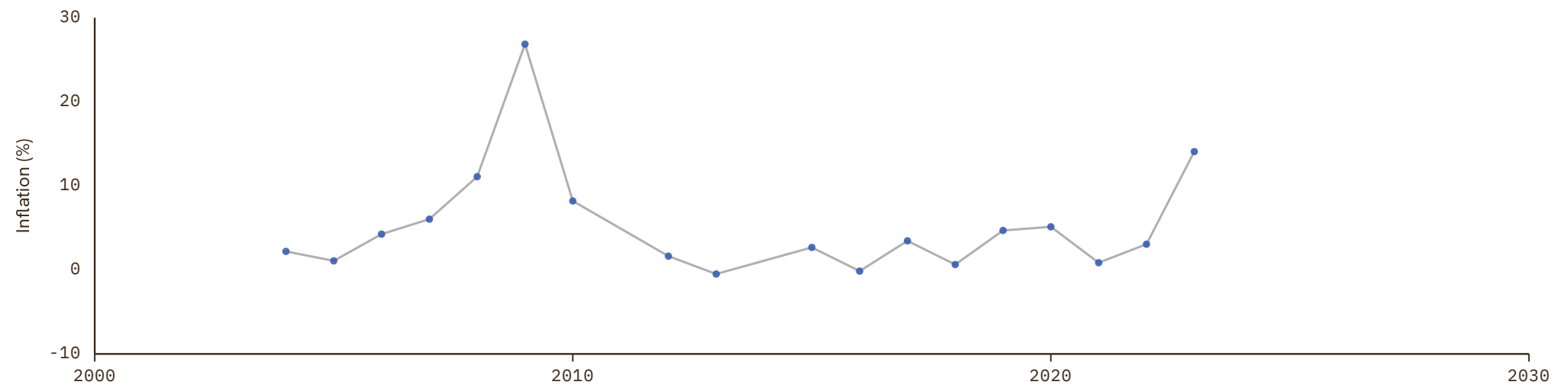
in %

1 Source composition

SOURCE	CODE	TIME SPAN	NOTES
Asian Development Bank (2024)	ADB	2004 - 2023	Baseline source, overlaps with anchor year 2018.

2 Harmonised series

— GMD estimate ● ADB



Palau

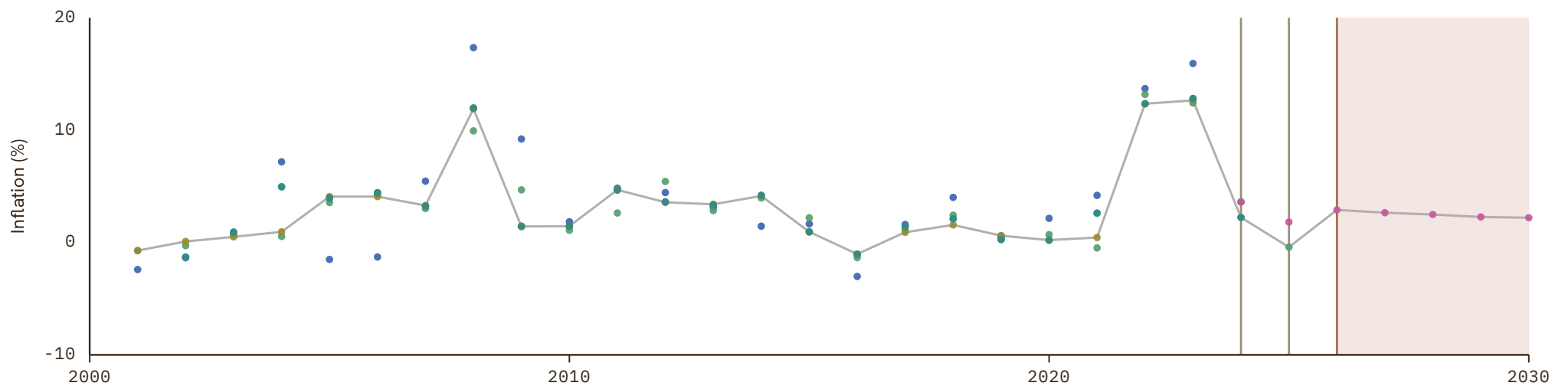
COVERAGE | UNIT
2001-2030 | in %

1 Source composition

SOURCE	CODE	TIME SPAN	NOTES
World Bank (2024)	WB	2001 - 2023	Baseline source, overlaps with anchor year 2018.
World Bank (2024)	WDI	2024 - 2024	Replacing using overlapping data in 2025.
International Monetary Fund (2025)	IMF IFS	2025 - 2025	Replacing using overlapping data in 2026.
International Monetary Fund (2025) (forecasts)	IMF WEO forecast	2026 - 2030	Replacing using overlapping data in 2031.

2 Harmonised series

GMD forecast
 — GMD estimate
 | Source change
 ● ADB
 ● IMF IFS
 ● IMF WEO
 ● IMF WEO forecast
 ● WB infl
 ● WDI



Réunion

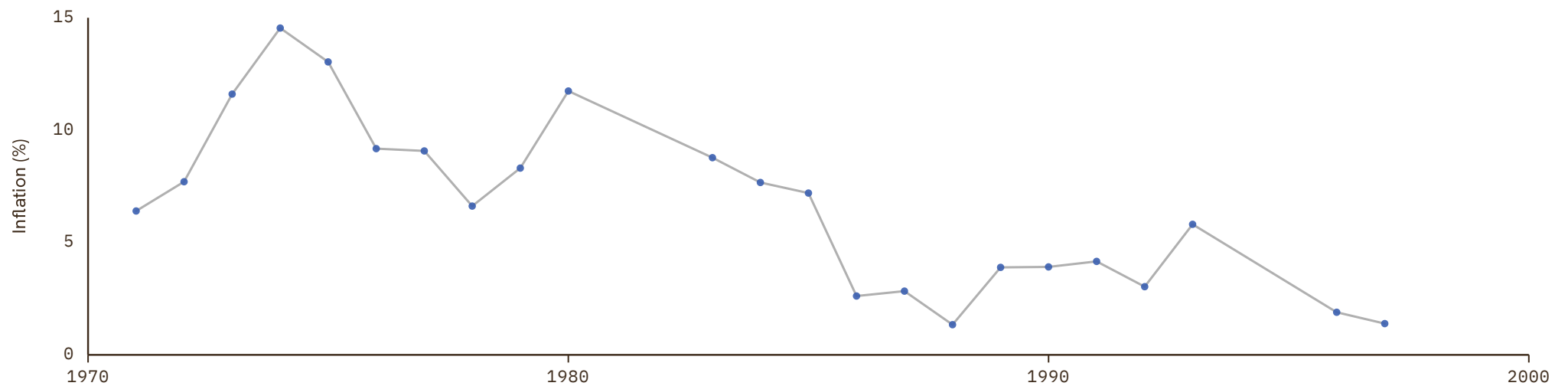
COVERAGE
1971-1997UNIT
in %

1 Source composition

SOURCE	CODE	TIME SPAN	NOTES
World Bank (1999)	WDI ARC	1971 - 1997	Replacing using overlapping data in 1998.

2 Harmonised series

— GMD estimate ● WDI ARC



Saint Helena, Ascension and Tristan da Cunha

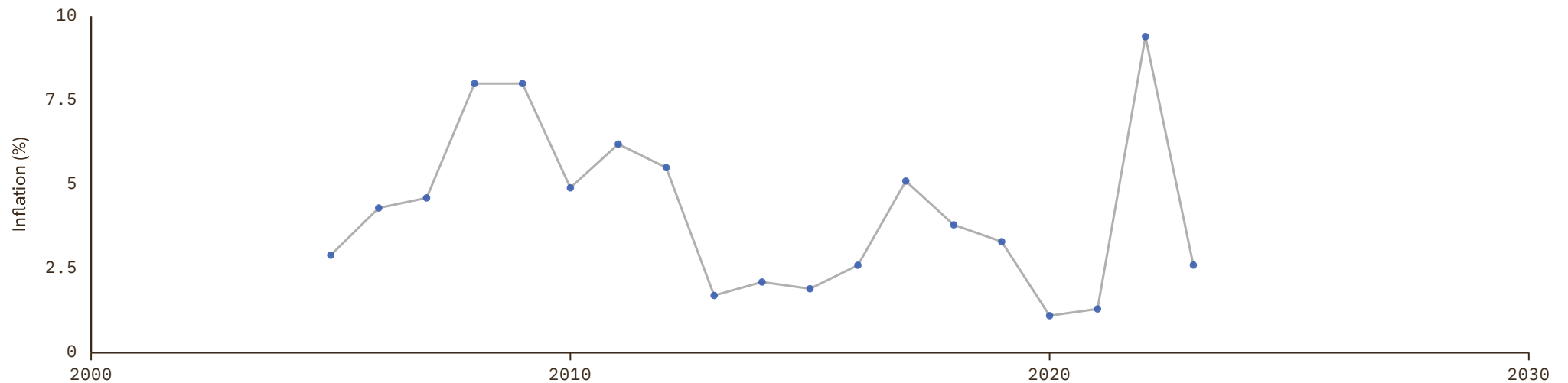
COVERAGE
2005–2023UNIT
in %

1 Source composition

SOURCE	CODE	TIME SPAN	NOTES
World Bank (2024)	WB	2005 - 2023	Baseline source, overlaps with anchor year 2018.

2 Harmonised series

— GMD estimate ● WB infl



Saint Kitts and Nevis

 COVERAGE
1970–2030

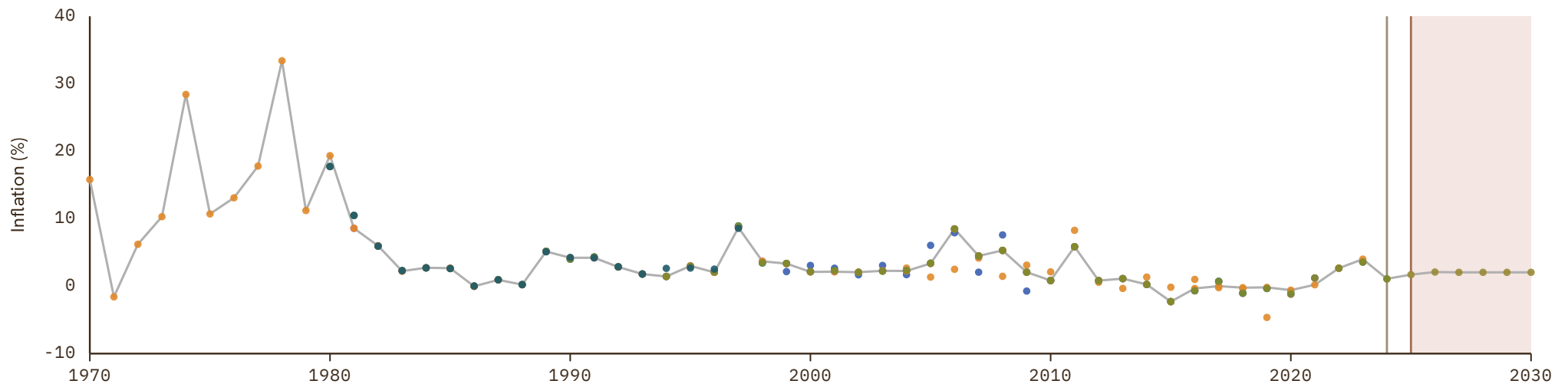
 UNIT
in %

1 Source composition

SOURCE	CODE	TIME SPAN	NOTES
World Bank (2024)	WB	1970 - 2023	Baseline source, overlaps with anchor year 2018.
World Bank (2024)	WDI	2024 - 2024	Replacing using overlapping data in 2025.
International Monetary Fund (2025) (forecasts)	IMF WEO forecast	2025 - 2030	Replacing using overlapping data in 2031.

2 Harmonised series

GMD forecast
 — GMD estimate
 | Source change
 ● CLIO
 ● ECLAC
 ● IMF IFS
 ● IMF WEO
 ● IMF WEO forecast
 ● WB GEM
 ● WB infl
 ● WDI
 ● WDI ARC



Saint Lucia

COVERAGE
1966-2030

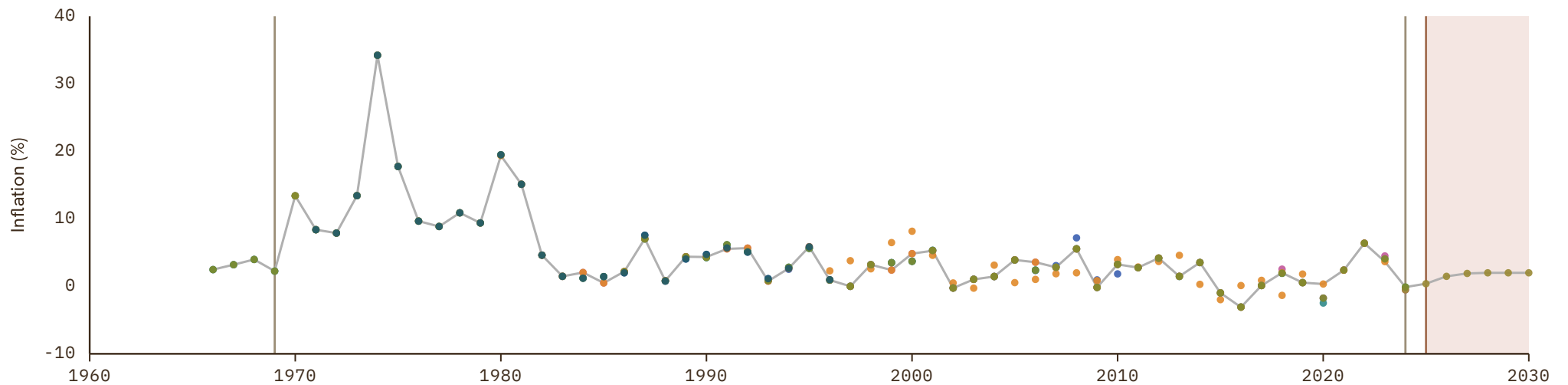
UNIT
in %

1 Source composition

SOURCE	CODE	TIME SPAN	NOTES
World Bank (2024)	WDI	1966 - 1969	Replacing using overlapping data in 1970.
World Bank (2024)	WB	1970 - 2023	Baseline source, overlaps with anchor year 2018.
World Bank (2024)	WDI	2024 - 2024	Replacing using overlapping data in 2025.
International Monetary Fund (2025) (forecasts)	IMF WEO forecast	2025 - 2030	Replacing using overlapping data in 2031.

2 Harmonised series

GMD forecast
 — GMD estimate
| Source change
● CLIO
● ECLAC
● IMF IFS
● IMF WEO
● IMF WEO forecast
● WB GEM
● WB infl
● WDI
● WDI ARC



Saint Vincent and the Grenadines

 COVERAGE
1970–2030

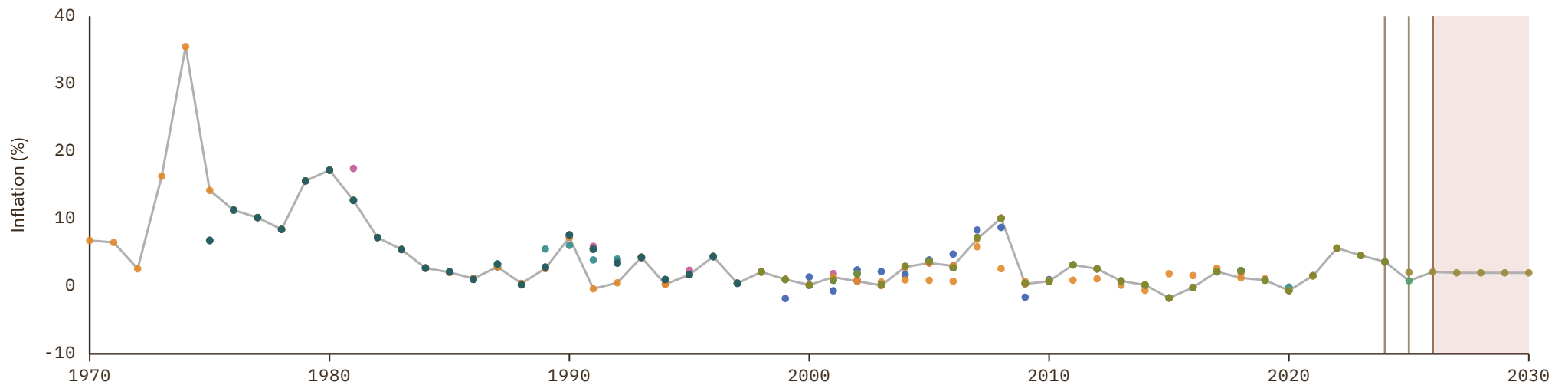
 UNIT
in %

1 Source composition

SOURCE	CODE	TIME SPAN	NOTES
World Bank (2024)	WB	1970 - 2023	Baseline source, overlaps with anchor year 2018.
World Bank (2024)	WDI	2024 - 2024	Replacing using overlapping data in 2025.
International Monetary Fund (2025)	IMF IFS	2025 - 2025	Replacing using overlapping data in 2026.
International Monetary Fund (2025) (forecasts)	IMF WEO forecast	2026 - 2030	Replacing using overlapping data in 2031.

2 Harmonised series

■ GMD forecast
 — GMD estimate
 | Source change
 ● CLIO
 ● ECLAC
 ● IMF IFS
 ● IMF WEO
 ● IMF WEO forecast
 ● WB GEM
 ● WB infl
 ● WDI
 ● WDI ARC



Samoa

COVERAGE
1962-2030

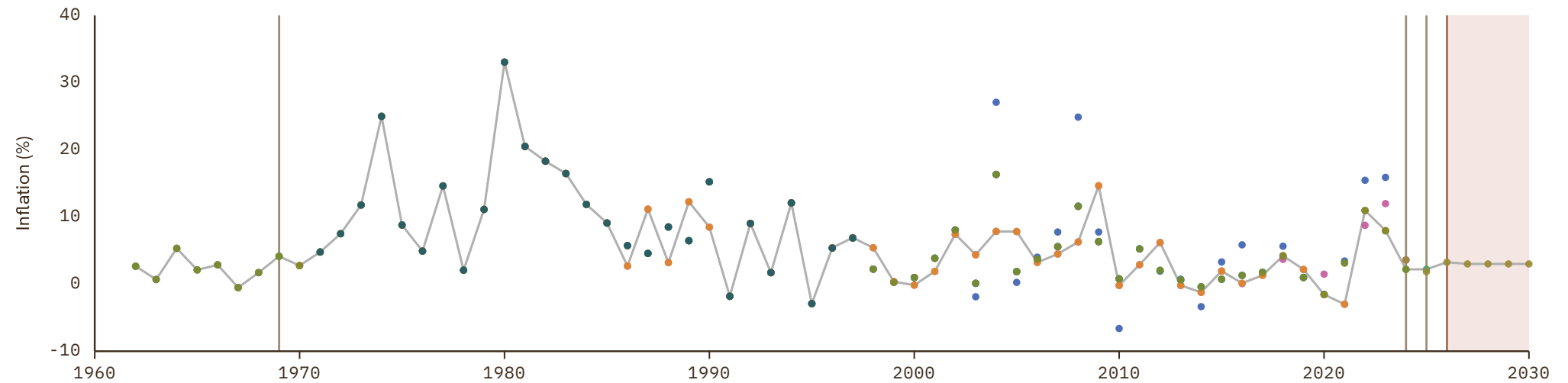
UNIT
in %

1 Source composition

SOURCE	CODE	TIME SPAN	NOTES
World Bank (2024)	WDI	1962 - 1969	Replacing using overlapping data in 1970.
World Bank (2024)	WB	1970 - 2023	Baseline source, overlaps with anchor year 2018.
World Bank (2024)	WDI	2024 - 2024	Replacing using overlapping data in 2025.
International Monetary Fund (2025)	IMF IFS	2025 - 2025	Replacing using overlapping data in 2026.
International Monetary Fund (2025) (forecasts)	IMF WEO forecast	2026 - 2030	Replacing using overlapping data in 2031.

2 Harmonised series

GMD forecast
 — GMD estimate
 | Source change
 ● ADB
 ● CLIO
 ● IMF IFS
 ● IMF WEO
 ● IMF WEO forecast
 ● WB GEM
 ● WB infl
 ● WDI
 ● WDI ARC



San Marino

 COVERAGE
2003–2030

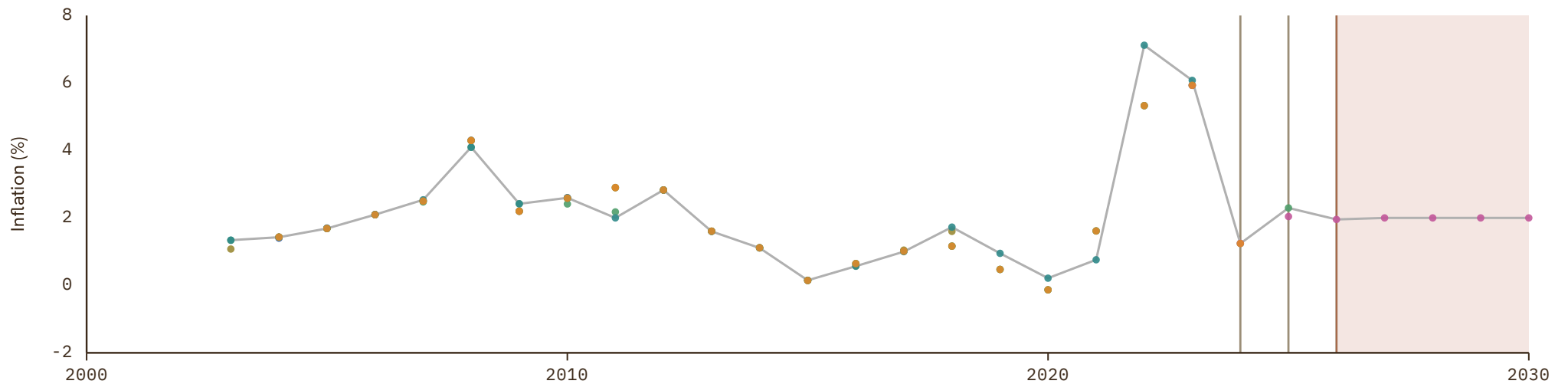
 UNIT
in %

1 Source composition

SOURCE	CODE	TIME SPAN	NOTES
World Bank (2024)	WB	2003 - 2023	Baseline source, overlaps with anchor year 2018.
World Bank (2024)	WDI	2024 - 2024	Replacing using overlapping data in 2025.
International Monetary Fund (2025)	IMF IFS	2025 - 2025	Replacing using overlapping data in 2026.
International Monetary Fund (2025) (forecasts)	IMF WEO forecast	2026 - 2030	Replacing using overlapping data in 2031.

2 Harmonised series

■ GMD forecast
 — GMD estimate
 | Source change
 ● CLIO
 ● IMF IFS
 ● IMF WEO
 ● IMF WEO forecast
 ● WB GEM
 ● WB infl
 ● WDI



Sint Maarten

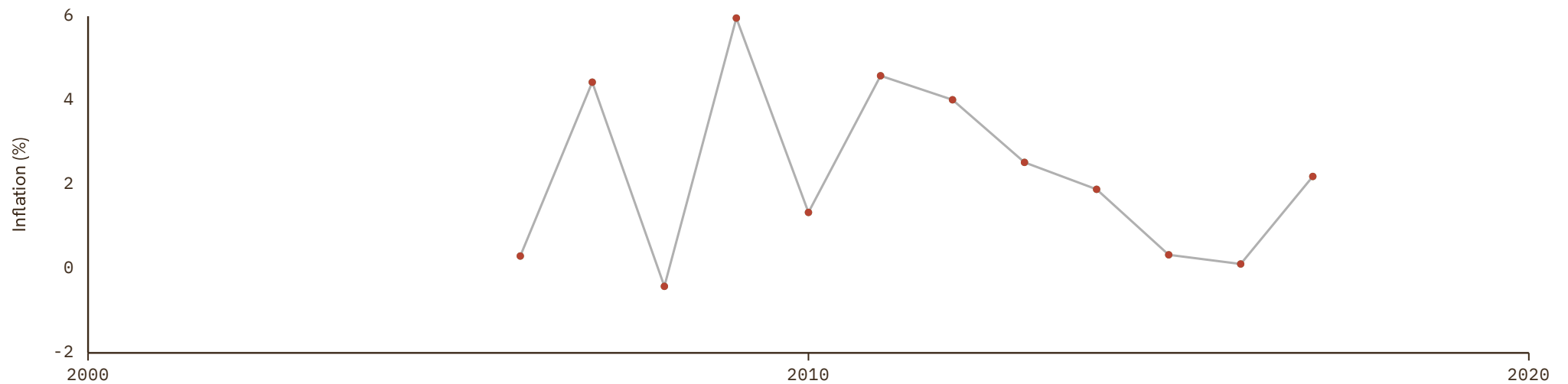
COVERAGE
2006–2017UNIT
in %

1 Source composition

SOURCE	CODE	TIME SPAN	NOTES
World Bank (2024)	WDI	2006 - 2017	Replacing using overlapping data in 2018.

2 Harmonised series

— GMD estimate ● IMF IFS ● WDI



Solomon Islands

COVERAGE
1972-2030

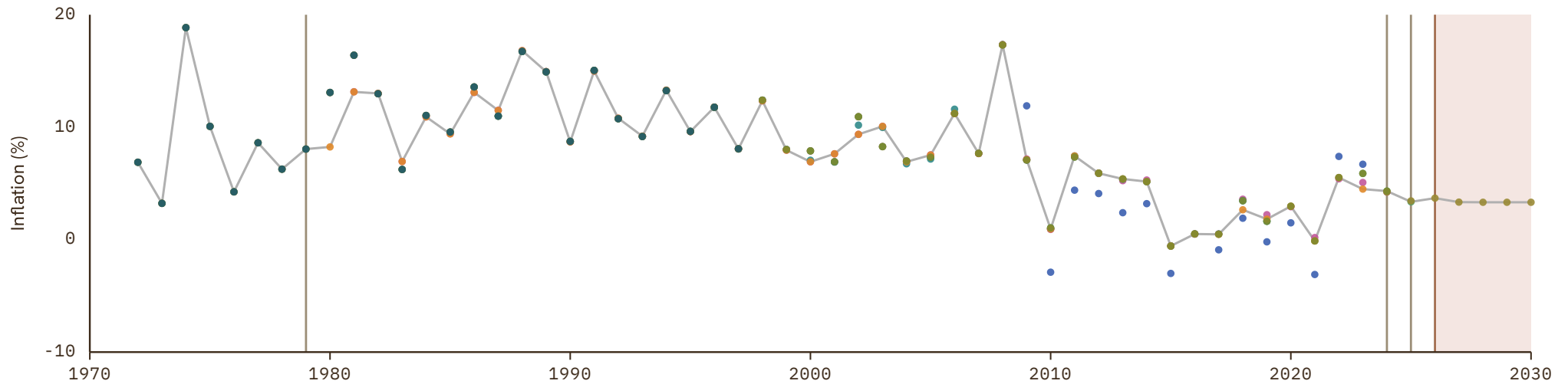
UNIT
in %

1 Source composition

SOURCE	CODE	TIME SPAN	NOTES
World Bank (2024)	WDI	1972 - 1979	Replacing using overlapping data in 1980.
World Bank (2024)	WB	1980 - 2023	Baseline source, overlaps with anchor year 2018.
World Bank (2024)	WDI	2024 - 2024	Replacing using overlapping data in 2025.
International Monetary Fund (2025)	IMF IFS	2025 - 2025	Replacing using overlapping data in 2026.
International Monetary Fund (2025) (forecasts)	IMF WEO forecast	2026 - 2030	Replacing using overlapping data in 2031.

2 Harmonised series

GMD forecast
 — GMD estimate
 | Source change
 ● ADB
 ● CLIO
 ● IMF IFS
 ● IMF WEO
 ● IMF WEO forecast
 ● WB GEM
 ● WB infl
 ● WDI
 ● WDI ARC



Tonga

COVERAGE
1970-2030

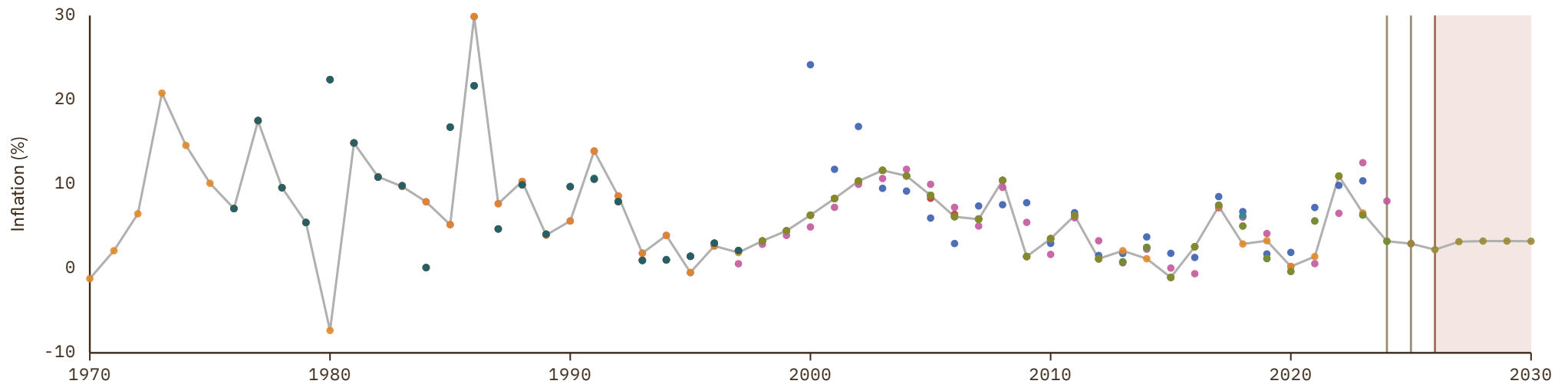
UNIT
in %

1 Source composition

SOURCE	CODE	TIME SPAN	NOTES
World Bank (2024)	WB	1970 - 2023	Baseline source, overlaps with anchor year 2018.
World Bank (2024)	WDI	2024 - 2024	Replacing using overlapping data in 2025.
International Monetary Fund (2025)	IMF WEO	2025 - 2025	Replacing using overlapping data in 2026.
International Monetary Fund (2025) (forecasts)	IMF WEO forecast	2026 - 2030	Replacing using overlapping data in 2031.

2 Harmonised series

GMD forecast
 — GMD estimate
 | Source change
 ● ADB
 ● CLIO
 ● IMF IFS
 ● IMF WEO
 ● IMF WEO forecast
 ● WB GEM
 ● WB infl
 ● WDI
 ● WDI ARC



Turks and Caicos Islands

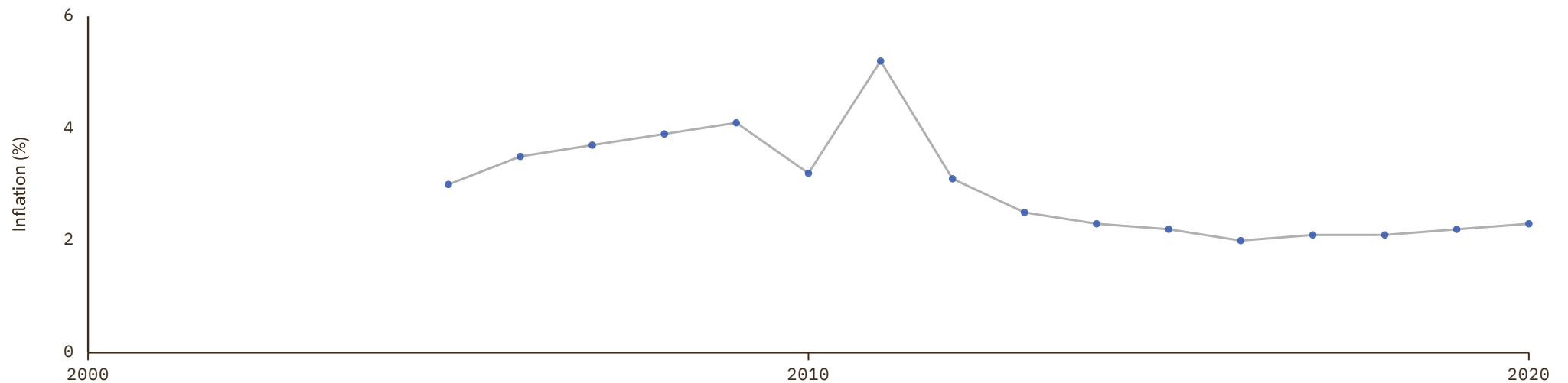
COVERAGE
2005–2020UNIT
in %

1 Source composition

SOURCE	CODE	TIME SPAN	NOTES
World Bank (2024)	WB	2005 - 2020	Baseline source, overlaps with anchor year 2018.

2 Harmonised series

— GMD estimate ● WB infl



Tuvalu

COVERAGE

2000–2030

UNIT

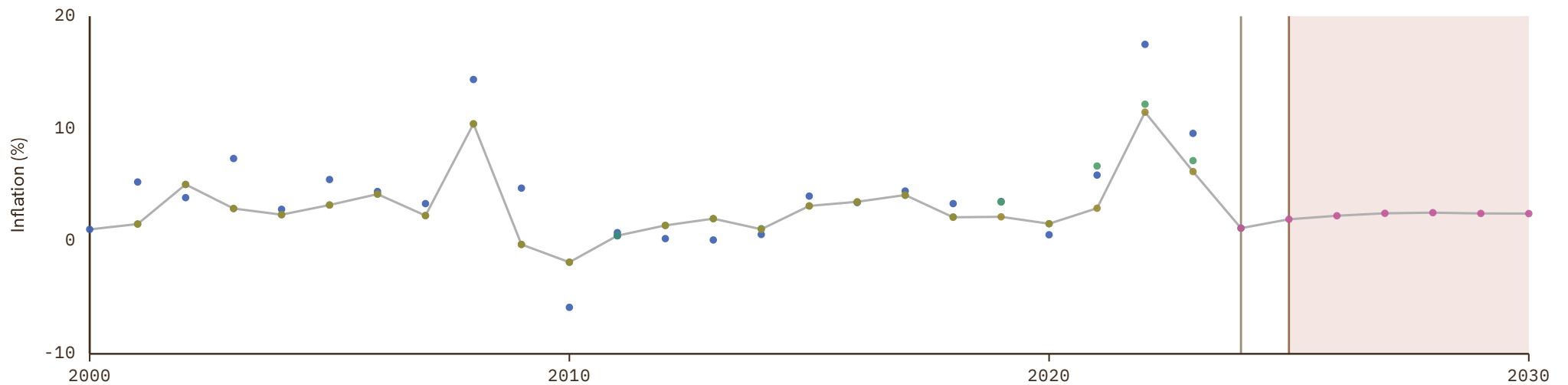
in %

1 Source composition

SOURCE	CODE	TIME SPAN	NOTES
Asian Development Bank (2024)	ADB	2000 - 2000	Replacing using overlapping data in 2001.
World Bank (2024)	WB	2001 - 2023	Baseline source, overlaps with anchor year 2018.
International Monetary Fund (2025)	IMF WEO	2024 - 2024	Replacing using overlapping data in 2025.
International Monetary Fund (2025) (forecasts)	IMF WEO forecast	2025 - 2030	Replacing using overlapping data in 2031.

2 Harmonised series

■ GMD forecast
 — GMD estimate
 Source change
 ● ADB
 ● IMF IFS
 ● IMF WEO
 ● IMF WEO forecast
 ● WB infl
 ● WDI



Vanuatu

 COVERAGE
1970–2030

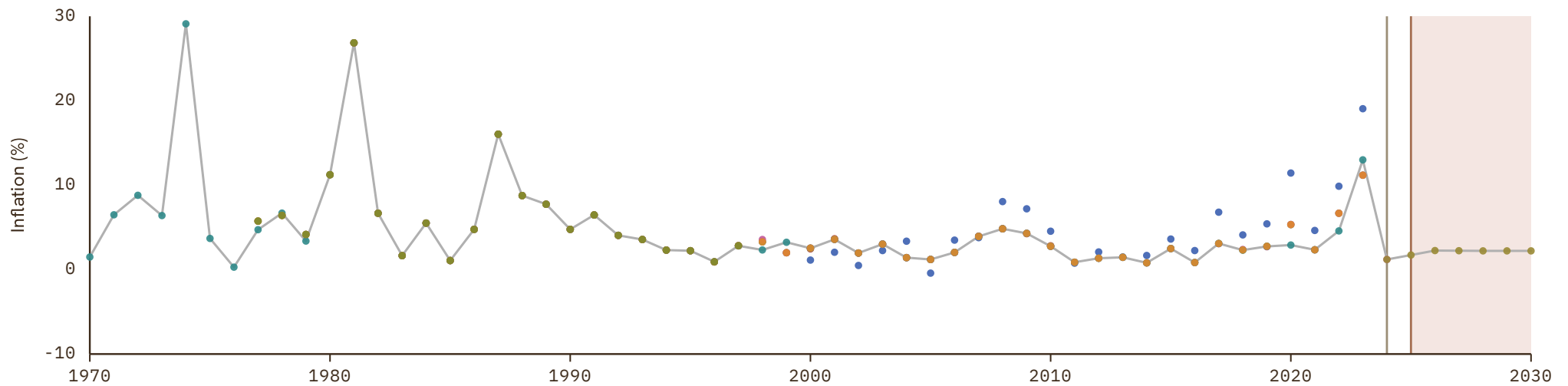
 UNIT
in %

1 Source composition

SOURCE	CODE	TIME SPAN	NOTES
World Bank (2024)	WB	1970 - 2023	Baseline source, overlaps with anchor year 2018.
International Monetary Fund (2025)	IMF WEO	2024 - 2024	Replacing using overlapping data in 2025.
International Monetary Fund (2025) (forecasts)	IMF WEO forecast	2025 - 2030	Replacing using overlapping data in 2031.

2 Harmonised series

GMD forecast
 — GMD estimate
 | Source change
 ● ADB
 ● CLIO
 ● IMF IFS
 ● IMF WEO
 ● IMF WEO forecast
 ● WB infl
 ● WDI
 ● WDI ARC



References

ADB Asian Development Bank (2024). Key Indicators Database. <https://kidb.adb.org>

AHSTAT IEC, Hitotsubashi University (2020). Asian Historical Statistics: Basic Data for Asian Economic History. <https://www.ier.hit-u.ac.jp/English/databases/index.html#c01>

BCEAO BCEAO (2024). La Base des Données Economiques et Financières. <https://www.bceao.int/fr/content/la-base-des-donnees-economiques-et-financieres>

BIS Bank for International Settlements (2024). BIS Statistics. Bank for International Settlements. <https://www.bis.org/statistics/>

CLIO Internl Inst. Social History (2024). Clio Infra: Repository of Global Inequality Data. International Institute of Social History. <https://clio-infra.eu>

CS1_AUS Hutchinson, Diane and Ploeckl, Florian (2024). What Was the Australian GDP or CPI Then?. MeasuringWorth. <https://www.measuringworth.com/datasets/australiadata/>

CS1_CAN Statistics Canada (2024). Historical Statistics of Canada: Section F: Gross National Product, the Capital Stock, and Productivity. <https://www150.statcan.gc.ca/n1/pub/11-516-x/sectionf/4057751-eng.htm>

CS1_CHN Natl Bureau of Statistics, China (2024). National Data. <https://data.stats.gov.cn/english/index.htm>

CS1_DNK Abildgren, Kim (2017). A Chart & Data Book on the Monetary and Financial History of Denmark. Working Paper. <https://sites.google.com/view/kim-abildgren/historical-statistics>

CS1_GBR Thomas, Ryland and Hills, Sally and Dimsdale, Nicholas (2010). The UK Recession in Context — What Do Three Centuries of Data Tell Us?. <https://ideas.repec.org/a/boe/qbullt/0032.html>

CS1_JPN Bank of Japan (2024). Historical Statistics. Institute for Monetary and Economic Studies. <https://www.imes.boj.or.jp/en/historical/hstat/hstat.html>

CS1_MEX Martín Moreno, Sergio (curator) (2026). Archivo de Historia Económica de México — Base de Datos Histórica Siglo XX, 1876-2025. File ABASEXX01.xlsx (Base de datos general). <https://archivohistoriaeconomicamexico.com/basededatos.aspx>

CS1_NZL NZ Inst. Economic Research (2026). Data1850: Long-Run Statistics for New Zealand. <https://nzier.shinyapps.io/data1850/>

CS1_PER Banco Central de Reserva, Perú (2022). BCRP 100 Años: Series Estadísticas. Banco Central de Reserva del Perú. <https://www.bcrp.gob.pe/>

CS1_PRT Inst. Nacional de Estatística (2001). Portuguese Historical Statistics. INE. <https://www.ine.pt/xurl/pub/138364>

CS1_SWE Schön, Lennart and Krantz, Olle (2017). Swedish Historical National Accounts 1300-2020. School of Economics and Management, Lund University. <https://www.lusem.lu.se/economic-history/databases/economic-history-data/swedish-historical-national-accounts>

CS1_VEN Baptista, Asdrúbal (1997). Bases Cuantitativas de la Economía Venezolana 1830-1995. Fundación Polar. https://bibliofep.fundacionempresaspolr.org/media/1378171/09-baseseconomia_libro.pdf

CS2_AUT Hubmann, Georg and Jobst, Clemens and Maier, Michael (2020). A new long-run consumer price index for Austria, 1800-2018. <https://journaldata.zbw.eu/dataset/ein-neuer-langer-verbraucherpreisindex-fur-osterreich-1800-2018-replication-data>

CS2_CHE Hist. Statistics of Switzerland (2012). Historical Statistics of Switzerland - National Accounting. Historical Statistics of Switzerland. <https://hssso.ch>

CS2_COL Banco de la República, Colombia (2026). Series Estadísticas Históricas — Unidad de Bases de Datos Apertura (UBA). Banco de la República de Colombia. <https://uba.banrep.gov.co>

References

CS2_DEU Deutsche Bundesbank (1976). Deutsches Geld- und Bankwesen in Zahlen 1876-1945.

CS2_ESP Banco de España (2024). Historical and Statistical Database - Historical Series of the Spanish Economy. <https://repositorio.bde.es/handle/123456789/23358>

CS2_NLD CBS and Univ. Groningen (2001). Tweehonderd jaar statistiek in tijdreeksen 1800-1999. .

CS2_NOR Eitheim, Øyvind and Klovland, Jan T. and Qvigstad, Jan F. (2023). Historical Monetary and Financial Statistics for Norway. Norges Bank. <https://www.norges-bank.no/en/news-events/news-publications/Papers/Occasional-Papers/57-historical-monetary-and-financial-statistics/>

CS2_TUR Pamuk, Şevket (2004). Prices in the Ottoman Empire, 1469-1914. <http://www.pierre-marteau.com/currency/indices/otm-02.html>

CS2_TWN Taiwan Statistical Office (2025). Macroeconomic Data. .

CS2_USA Carter, Susan B. and Gartner, Scott S. and Haines, Michael R. and Olmstead, Alan L. and Sutch, Richard and Wright, Gavin (2006). Historical Statistics of the United States: Millennial Edition. Cambridge University Press New York.

CS3_ARG Ferreres, Orlando J and others (2005). Dos Siglos de Economía Argentina. Buenos Aires: Fundación norte y sur,.

CS3_AUS Foster, R. A. (1996). Australian Economic Statistics 1949-50 to 1994-95. Reserve Bank of Australia. <https://www.rba.gov.au/statistics/frequency/occ-paper-8.html>

CS3_FRA Ngakegni, Antoine (1991). Agrégats Monétaires sur Longue Période en France, 1876-1990.

EUS Eurostat (2025). Eurostat Database. .

FZ Marc Flandreau and Frédéric Zumer (2004). The Making of Global Finance 1880-1913. OECD. <https://www.oecd-ilibrary.org/content/publication/9789264015364-en>

HFS Schuler, Kurt (2015). Establishing an International Data Archive on Free Banking. The Johns Hopkins Institute for Applied Economics, Global Health, and the Study of Business Enterprise. <https://ideas.repec.org/p/ris/jhisae/0024.html>

IHD Ellison, Martin and Lee, Sang Seok and O'Rourke, Kevin Hjortshøj (2024). The Ends of 27 Big Depressions. <https://ideas.repec.org/a/aea/aecrev/v114y2024i1p134-68.html>

IMF_IFS International Monetary Fund (2025). IMF Data Portal. .

IMF_WEO International Monetary Fund (2025). World Economic Outlook Database. .

IMF_WEO_forecast International Monetary Fund (2025). World Economic Outlook Database. .

JST Jordá, Óscar and Schularick, Moritz and Taylor, Alan M. (2017). Macrofinancial History and the New Business Cycle Facts. <https://ideas.repec.org/a/ucp/macann/doi10.1086-690241.html>

MAFHOLA Timothy J. Kehoe and Juan Pablo Nicolini (2022). A Monetary and Fiscal History of Latin America, 1960-2017. University of Minnesota Press. <https://bflatinamerica.uchicago.edu/entities/monetary-and-fiscal-history-of-latin-america/>

Mitchell Brian Mitchell (2013). International Historical Statistics. Palgrave Macmillan London. <https://doi.org/10.1057/978-1-137-30568-8>

References

Moxlad Luis Bértola and María Rey (2018). The Montevideo-Oxford Latin American Economic History Database (MOxLAD): Origins, Contents and Sources. Routledge. <https://doi.org/10.1080/20780389.2018.1532286>

NBS National Bank of Serbia (2024). South-Eastern European Monetary and Economic Statistics from the 19th Century to World War II. <https://www.nbs.rs/en/drugi-nivo-navigacije/publikacije-istrazivanja/seemhn/seemhn-dctf/>

OECD_EO OECD (2024). OECD Economic Outlook Data. <https://www.oecd.org/en/topics/sub-issues/economic-outlook.html>

OECD_KEYI OECD (2024). OECD Key Economic Indicators Data. https://www.oecd-ilibrary.org/economics/data/main-economic-indicators/key-short-term-indicators_data-00039-en

RR Carmen M. Reinhart and Kenneth S. Rogoff (2009). The Aftermath of Financial Crises. American Economic Association. <http://www.jstor.org/stable/25592442>

WB World Bank (2024). World Bank Open Data. <https://data.worldbank.org>

WB_GEM World Bank (2026). Global Economic Monitor. [https://databank.worldbank.org/source/global-economic-monitor-\(gem\)](https://databank.worldbank.org/source/global-economic-monitor-(gem))

WDI World Bank (2024). World Development Indicators. <https://data.worldbank.org/indicator>

WDI_ARC World Bank (1999). World Development Indicators (Archives). <https://databank.worldbank.org/source/wdi-database-archives>
