

# Gross Capital Formation to GDP

September 29, 2025

# Contents

<b>Afghanistan</b>	<b>4</b>
<b>Albania</b>	<b>5</b>
<b>Algeria</b>	<b>6</b>
<b>Angola</b>	<b>7</b>
<b>Argentina</b>	<b>8</b>
<b>Armenia</b>	<b>9</b>
<b>Australia</b>	<b>10</b>
<b>Austria</b>	<b>11</b>
<b>Azerbaijan</b>	<b>12</b>
<b>Bahamas</b>	<b>13</b>
<b>Bahrain</b>	<b>14</b>
<b>Bangladesh</b>	<b>15</b>
<b>Barbados</b>	<b>16</b>
<b>Belarus</b>	<b>17</b>
<b>Belgium</b>	<b>18</b>
<b>Belize</b>	<b>19</b>
<b>Benin</b>	<b>20</b>
<b>Bermuda</b>	<b>21</b>
<b>Bhutan</b>	<b>22</b>
<b>Bolivia</b>	<b>23</b>
<b>Bosnia and Herzegovina</b>	<b>24</b>
<b>Botswana</b>	<b>25</b>
<b>Brazil</b>	<b>26</b>
<b>Brunei</b>	<b>27</b>
<b>Bulgaria</b>	<b>28</b>
<b>Burkina Faso</b>	<b>29</b>

<b>Burundi</b>	<b>30</b>
<b>Cambodia</b>	<b>31</b>
<b>Cameroon</b>	<b>32</b>
<b>Canada</b>	<b>33</b>
<b>Cape Verde</b>	<b>34</b>
<b>Central African Republic</b>	<b>35</b>
<b>Chad</b>	<b>36</b>
<b>Chile</b>	<b>37</b>
<b>China</b>	<b>38</b>
<b>Colombia</b>	<b>39</b>
<b>Costa Rica</b>	<b>40</b>
<b>Croatia</b>	<b>41</b>
<b>Cuba</b>	<b>42</b>
<b>Cyprus</b>	<b>43</b>
<b>Czech Republic</b>	<b>44</b>
<b>Czechoslovakia</b>	<b>45</b>
<b>Democratic Republic of the Congo</b>	<b>46</b>
<b>Denmark</b>	<b>47</b>
<b>Djibouti</b>	<b>48</b>
<b>Dominica</b>	<b>49</b>
<b>Dominican Republic</b>	<b>50</b>
<b>Ecuador</b>	<b>51</b>
<b>Egypt</b>	<b>52</b>
<b>El Salvador</b>	<b>53</b>
<b>Equatorial Guinea</b>	<b>54</b>
<b>Eritrea</b>	<b>55</b>
<b>Estonia</b>	<b>56</b>

<b>Eswatini</b>	<b>57</b>
<b>Ethiopia</b>	<b>58</b>
<b>Fiji</b>	<b>59</b>
<b>Finland</b>	<b>60</b>
<b>France</b>	<b>61</b>
<b>Gabon</b>	<b>62</b>
<b>Gambia</b>	<b>63</b>
<b>Georgia</b>	<b>64</b>
<b>German Democratic Republic</b>	<b>65</b>
<b>Germany</b>	<b>66</b>
<b>Ghana</b>	<b>67</b>
<b>Greece</b>	<b>68</b>
<b>Grenada</b>	<b>69</b>
<b>Guatemala</b>	<b>70</b>
<b>Guinea</b>	<b>71</b>
<b>Guinea-Bissau</b>	<b>72</b>
<b>Guyana</b>	<b>73</b>
<b>Haiti</b>	<b>74</b>
<b>Honduras</b>	<b>75</b>
<b>Hong Kong</b>	<b>76</b>
<b>Hungary</b>	<b>77</b>
<b>Iceland</b>	<b>78</b>
<b>India</b>	<b>79</b>
<b>Indonesia</b>	<b>80</b>
<b>Iran</b>	<b>81</b>
<b>Iraq</b>	<b>82</b>
<b>Ireland</b>	<b>83</b>

<b>Israel</b>	<b>84</b>
<b>Italy</b>	<b>85</b>
<b>Ivory Coast</b>	<b>86</b>
<b>Jamaica</b>	<b>87</b>
<b>Japan</b>	<b>88</b>
<b>Jordan</b>	<b>89</b>
<b>Kazakhstan</b>	<b>90</b>
<b>Kenya</b>	<b>91</b>
<b>Kuwait</b>	<b>92</b>
<b>Kyrgyzstan</b>	<b>93</b>
<b>Laos</b>	<b>94</b>
<b>Latvia</b>	<b>95</b>
<b>Lebanon</b>	<b>96</b>
<b>Lesotho</b>	<b>97</b>
<b>Liberia</b>	<b>98</b>
<b>Libya</b>	<b>99</b>
<b>Lithuania</b>	<b>100</b>
<b>Luxembourg</b>	<b>101</b>
<b>Macedonia</b>	<b>102</b>
<b>Madagascar</b>	<b>103</b>
<b>Malawi</b>	<b>104</b>
<b>Malaysia</b>	<b>105</b>
<b>Maldives</b>	<b>106</b>
<b>Mali</b>	<b>107</b>
<b>Malta</b>	<b>108</b>
<b>Mauritania</b>	<b>109</b>
<b>Mauritius</b>	<b>110</b>

<b>Mexico</b>	<b>111</b>
<b>Moldova</b>	<b>112</b>
<b>Monaco</b>	<b>113</b>
<b>Mongolia</b>	<b>114</b>
<b>Montenegro</b>	<b>115</b>
<b>Morocco</b>	<b>116</b>
<b>Mozambique</b>	<b>117</b>
<b>Myanmar</b>	<b>118</b>
<b>Namibia</b>	<b>119</b>
<b>Nepal</b>	<b>120</b>
<b>Netherlands</b>	<b>121</b>
<b>Netherlands Antilles</b>	<b>122</b>
<b>New Zealand</b>	<b>123</b>
<b>Nicaragua</b>	<b>124</b>
<b>Niger</b>	<b>125</b>
<b>Nigeria</b>	<b>126</b>
<b>Norway</b>	<b>127</b>
<b>Oman</b>	<b>128</b>
<b>Pakistan</b>	<b>129</b>
<b>Palestine</b>	<b>130</b>
<b>Panama</b>	<b>131</b>
<b>Papua New Guinea</b>	<b>132</b>
<b>Paraguay</b>	<b>133</b>
<b>Peru</b>	<b>134</b>
<b>Philippines</b>	<b>135</b>
<b>Poland</b>	<b>136</b>
<b>Portugal</b>	<b>137</b>

<b>Puerto Rico</b>	<b>138</b>
<b>Qatar</b>	<b>139</b>
<b>Republic of the Congo</b>	<b>140</b>
<b>Romania</b>	<b>141</b>
<b>Russian Federation</b>	<b>142</b>
<b>Rwanda</b>	<b>143</b>
<b>Sao Tome and Principe</b>	<b>144</b>
<b>Saudi Arabia</b>	<b>145</b>
<b>Senegal</b>	<b>146</b>
<b>Serbia</b>	<b>147</b>
<b>Seychelles</b>	<b>148</b>
<b>Sierra Leone</b>	<b>149</b>
<b>Singapore</b>	<b>150</b>
<b>Slovakia</b>	<b>151</b>
<b>Slovenia</b>	<b>152</b>
<b>Somalia</b>	<b>153</b>
<b>South Africa</b>	<b>154</b>
<b>South Korea</b>	<b>155</b>
<b>South Sudan</b>	<b>156</b>
<b>Soviet Union</b>	<b>157</b>
<b>Spain</b>	<b>158</b>
<b>Sri Lanka</b>	<b>159</b>
<b>Sudan</b>	<b>160</b>
<b>Suriname</b>	<b>161</b>
<b>Sweden</b>	<b>162</b>
<b>Switzerland</b>	<b>163</b>
<b>Syria</b>	<b>164</b>

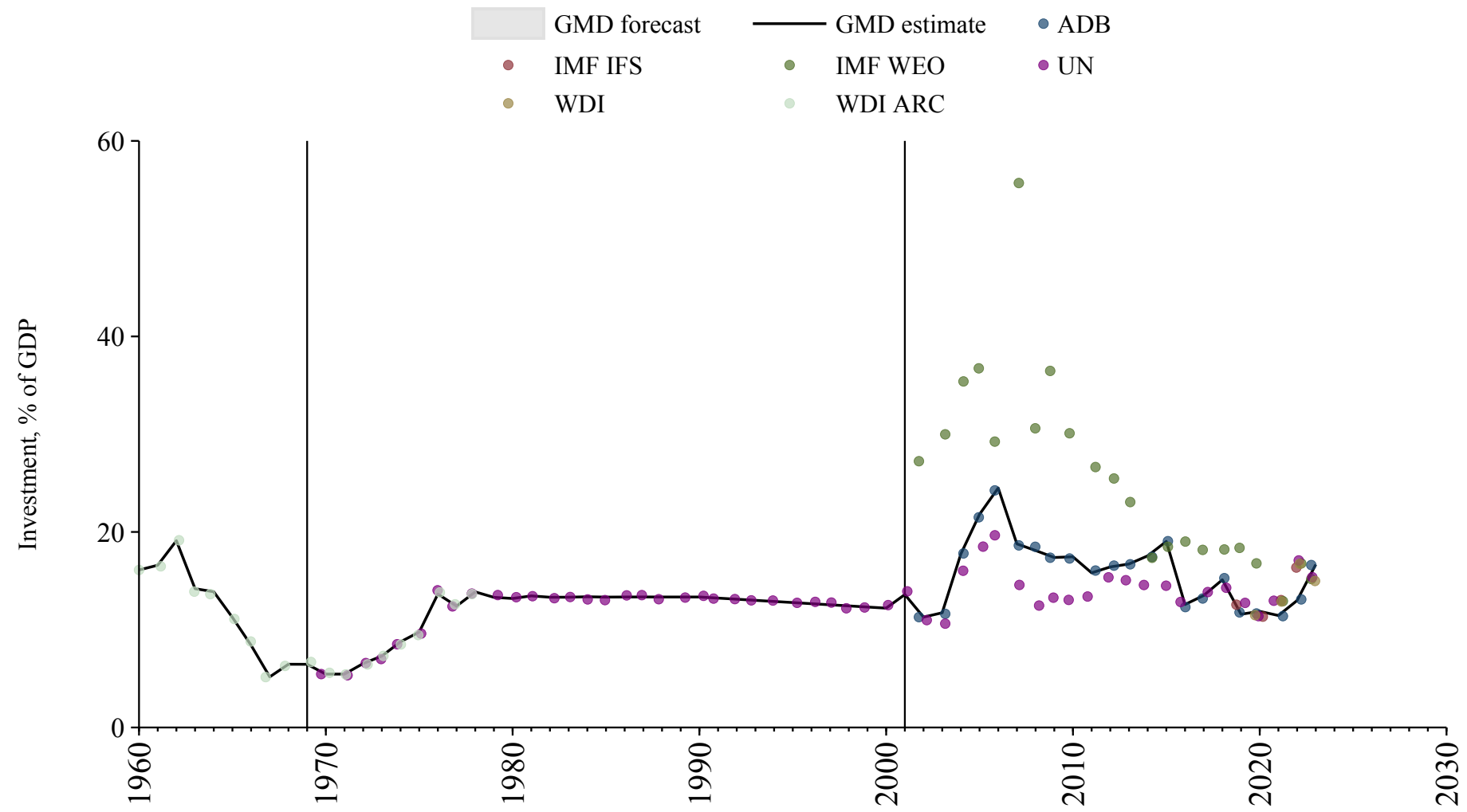
<b>Taiwan</b>	<b>165</b>
<b>Tajikistan</b>	<b>166</b>
<b>Tanzania</b>	<b>167</b>
<b>Thailand</b>	<b>168</b>
<b>Timor-Leste</b>	<b>169</b>
<b>Togo</b>	<b>170</b>
<b>Trinidad and Tobago</b>	<b>171</b>
<b>Tunisia</b>	<b>172</b>
<b>Turkey</b>	<b>173</b>
<b>Turkmenistan</b>	<b>174</b>
<b>Uganda</b>	<b>175</b>
<b>Ukraine</b>	<b>176</b>
<b>United Arab Emirates</b>	<b>177</b>
<b>United Kingdom</b>	<b>178</b>
<b>United States</b>	<b>179</b>
<b>Uruguay</b>	<b>180</b>
<b>Uzbekistan</b>	<b>181</b>
<b>Venezuela</b>	<b>182</b>
<b>Vietnam</b>	<b>183</b>
<b>Yemen</b>	<b>184</b>
<b>Yugoslavia</b>	<b>185</b>
<b>Zambia</b>	<b>186</b>
<b>Zimbabwe</b>	<b>187</b>
<b>Andorra</b>	<b>188</b>
<b>Anguilla</b>	<b>189</b>
<b>Antigua and Barbuda</b>	<b>190</b>
<b>Aruba</b>	<b>191</b>

<b>British Virgin Islands</b>	<b>192</b>
<b>Cayman Islands</b>	<b>193</b>
<b>Comoros</b>	<b>194</b>
<b>Cook Islands</b>	<b>195</b>
<b>Curaçao</b>	<b>196</b>
<b>Faroe Islands</b>	<b>197</b>
<b>French Polynesia</b>	<b>198</b>
<b>Greenland</b>	<b>199</b>
<b>Kiribati</b>	<b>200</b>
<b>Kosovo</b>	<b>201</b>
<b>Liechtenstein</b>	<b>202</b>
<b>Macau</b>	<b>203</b>
<b>Marshall Islands</b>	<b>204</b>
<b>Micronesia (Federated States of)</b>	<b>205</b>
<b>Montserrat</b>	<b>206</b>
<b>Nauru</b>	<b>207</b>
<b>New Caledonia</b>	<b>208</b>
<b>Palau</b>	<b>209</b>
<b>Réunion</b>	<b>210</b>
<b>Saint Kitts and Nevis</b>	<b>211</b>
<b>Saint Lucia</b>	<b>212</b>
<b>Saint Vincent and the Grenadines</b>	<b>213</b>
<b>Samoa</b>	<b>214</b>
<b>San Marino</b>	<b>215</b>
<b>Sint Maarten</b>	<b>216</b>
<b>Solomon Islands</b>	<b>217</b>
<b>Tonga</b>	<b>218</b>

<b>Turks and Caicos Islands</b>	<b>219</b>
<b>Tuvalu</b>	<b>220</b>
<b>Vanuatu</b>	<b>221</b>
<b>References</b>	<b>222</b>

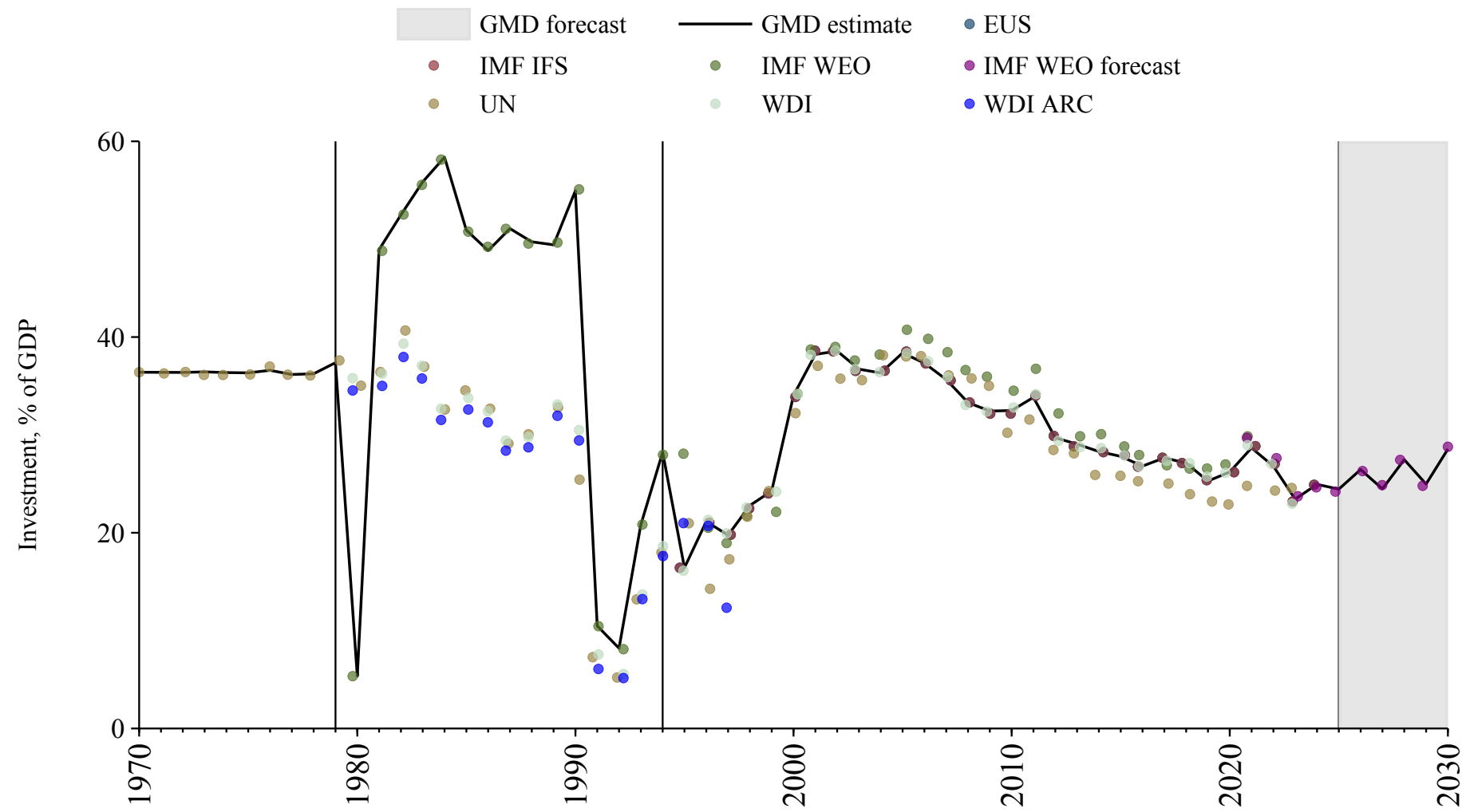
# Afghanistan

Source	Time span	Notes
<a href="#">World Bank (Archives) (1999)</a>	1960 - 1969	Spliced using overlapping data in 1970.
<a href="#">United Nations (2024)</a>	1970 - 2001	Spliced using overlapping data in 2002.
<a href="#">Asian Development Bank (2024)</a>	2002 - 2023	Baseline source, overlaps with base year 2018.



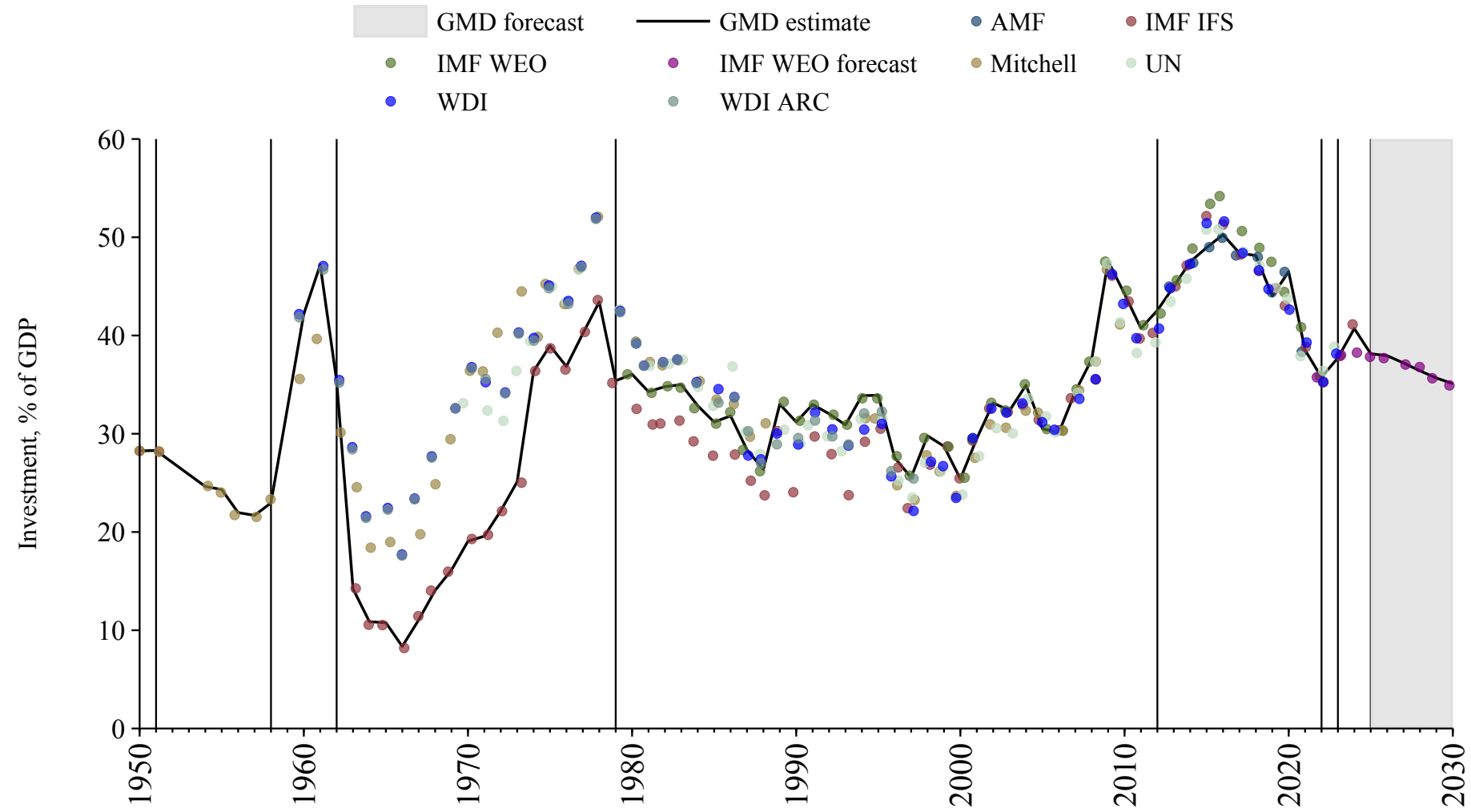
## Albania

Source	Time span	Notes
<a href="#">United Nations (2024)</a>	1970 - 1979	Spliced using overlapping data in 1980.
<a href="#">WEO (2024a)</a>	1980 - 1994	Spliced using overlapping data in 1995.
<a href="#">Commission (2024)</a>	1995 - 2024	Baseline source, overlaps with base year 2018.
<a href="#">WEO (2024b)</a>	2025 - 2030	Spliced using overlapping data in 2031.



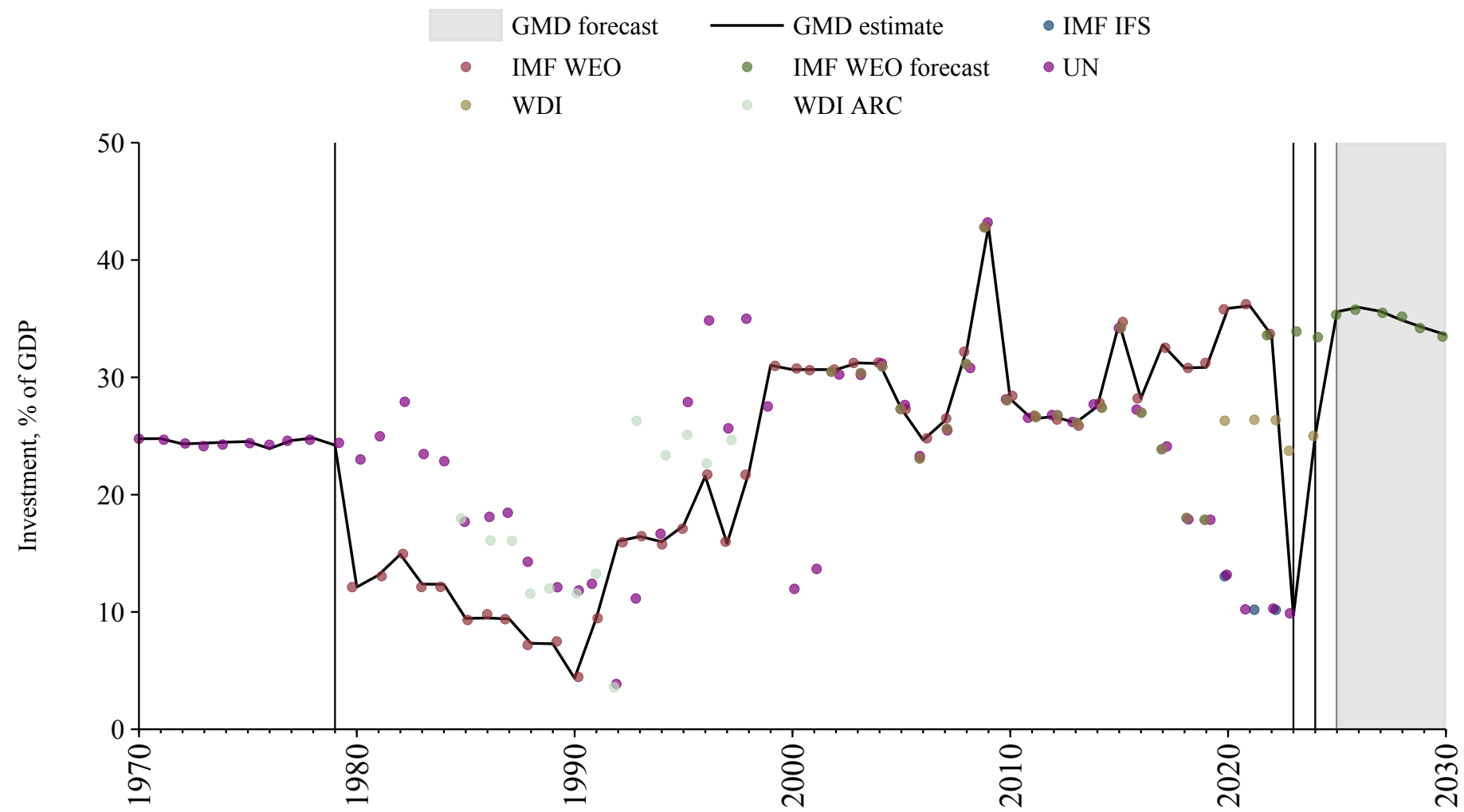
# Algeria

Source	Time span	Notes
<a href="#">International Monetary Fund (2025)</a>	1950 - 1951	Spliced using overlapping data in 1952.
<a href="#">Mitchell (2013)</a>	1952 - 1958	Spliced using overlapping data in 1959.
<a href="#">World Bank (2024)</a>	1959 - 1962	Spliced using overlapping data in 1963.
<a href="#">International Monetary Fund (2025)</a>	1963 - 1979	Spliced using overlapping data in 1980.
<a href="#">WEO (2024a)</a>	1980 - 2012	Spliced using overlapping data in 2013.
<a href="#">Arab Monetary Fund (2024)</a>	2013 - 2021	Baseline source, overlaps with base year 2018.
<a href="#">WEO (2024a)</a>	2022 - 2022	Spliced using overlapping data in 2023.
<a href="#">International Monetary Fund (2025)</a>	2023 - 2024	Spliced using overlapping data in 2025.
<a href="#">WEO (2024b)</a>	2025 - 2030	Spliced using overlapping data in 2031.



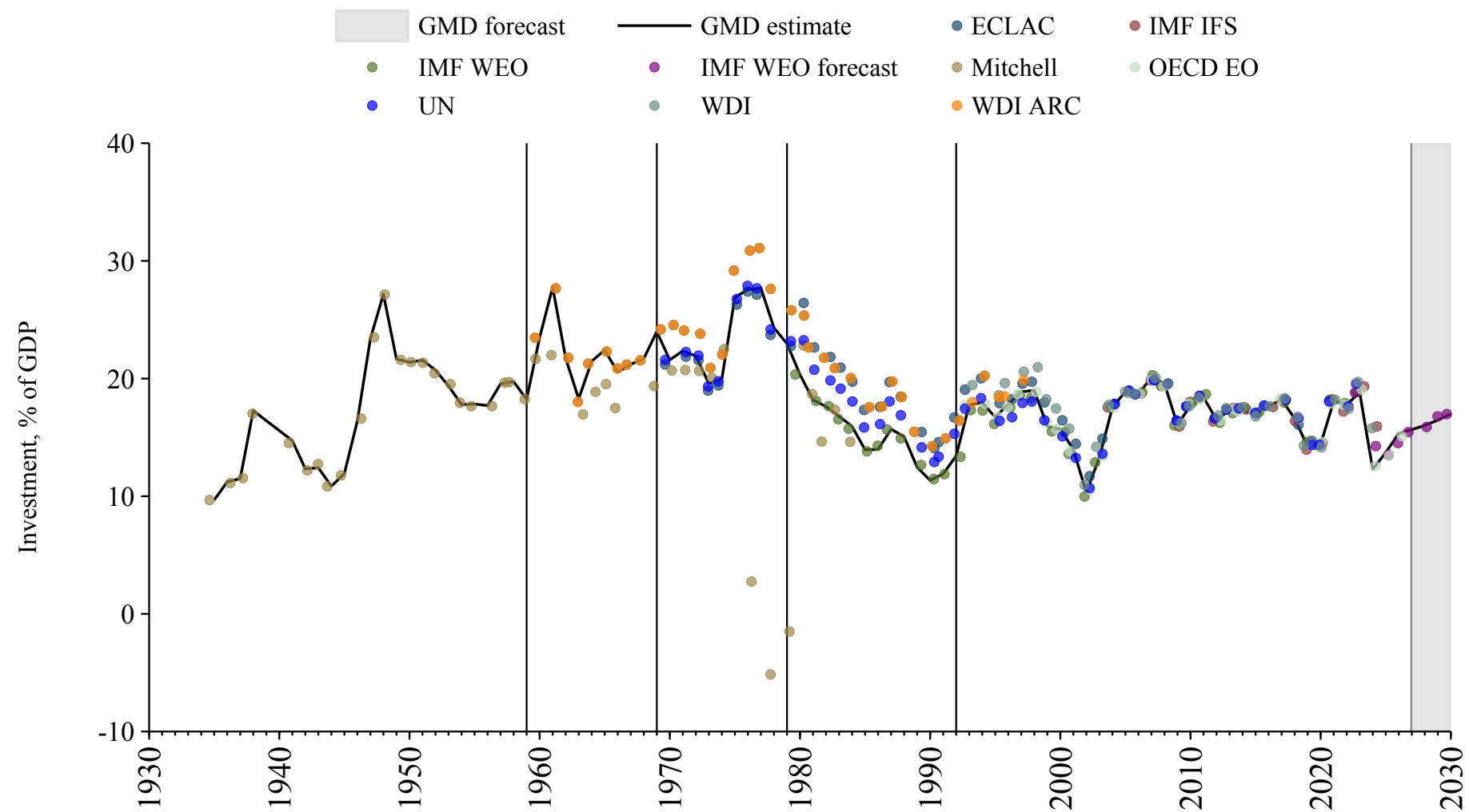
# Angola

Source	Time span	Notes
<a href="#">United Nations (2024)</a>	1970 - 1979	Spliced using overlapping data in 1980.
<a href="#">WEO (2024a)</a>	1980 - 2022	Baseline source, overlaps with base year 2018.
<a href="#">United Nations (2024)</a>	2023 - 2023	Spliced using overlapping data in 2024.
<a href="#">World Bank (2024)</a>	2024 - 2024	Spliced using overlapping data in 2025.
<a href="#">WEO (2024b)</a>	2025 - 2030	Spliced using overlapping data in 2031.



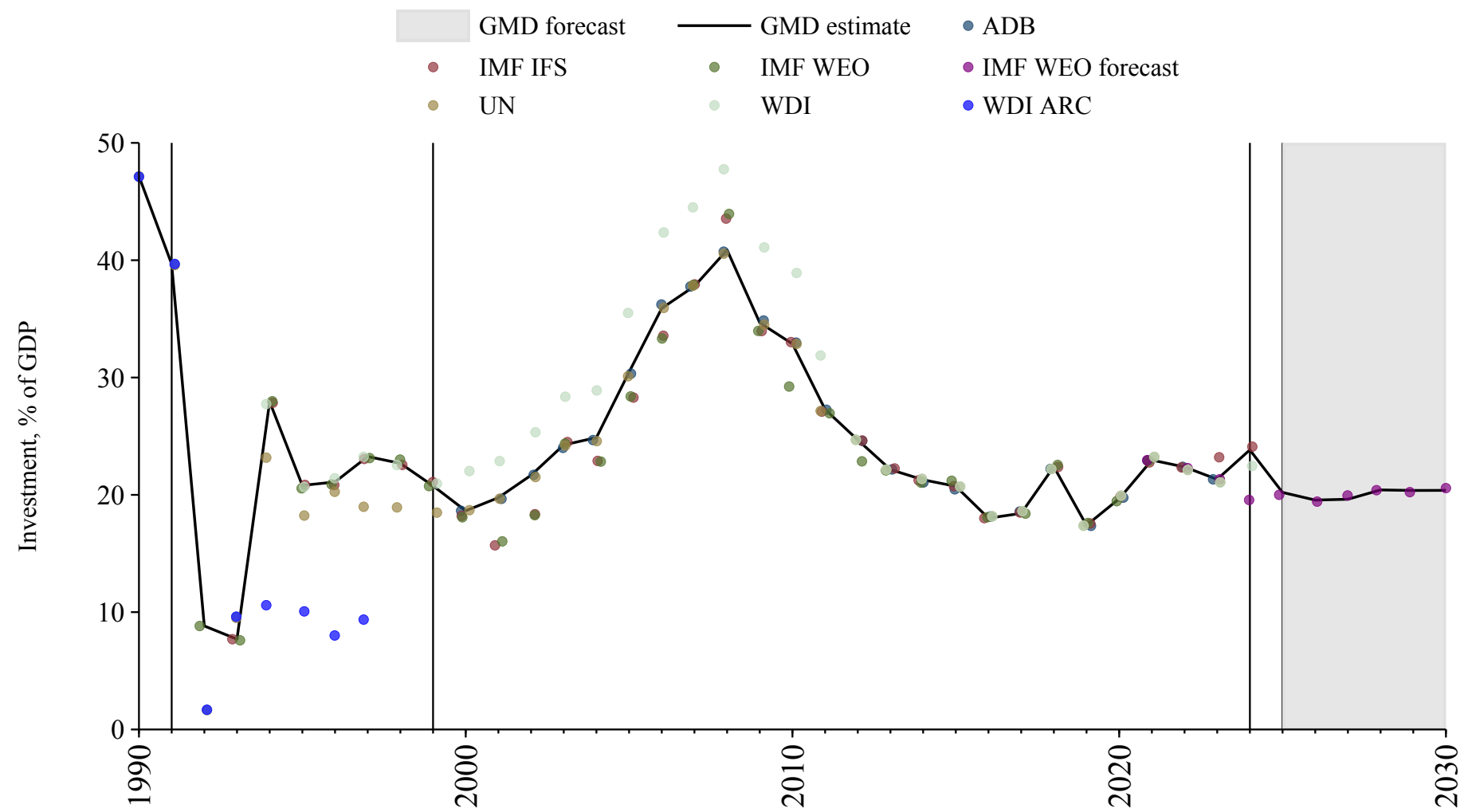
# Argentina

Source	Time span	Notes
<a href="#">Mitchell (2013)</a>	1935 - 1959	Spliced using overlapping data in 1960.
<a href="#">World Bank (2024)</a>	1960 - 1969	Spliced using overlapping data in 1970.
<a href="#">United Nations (2024)</a>	1970 - 1979	Spliced using overlapping data in 1980.
<a href="#">WEO (2024a)</a>	1980 - 1992	Spliced using overlapping data in 1993.
<a href="#">OECD Economic Outlook (2024)</a>	1993 - 2026	Baseline source, overlaps with base year 2018.
<a href="#">WEO (2024b)</a>	2027 - 2030	Spliced using overlapping data in 2031.



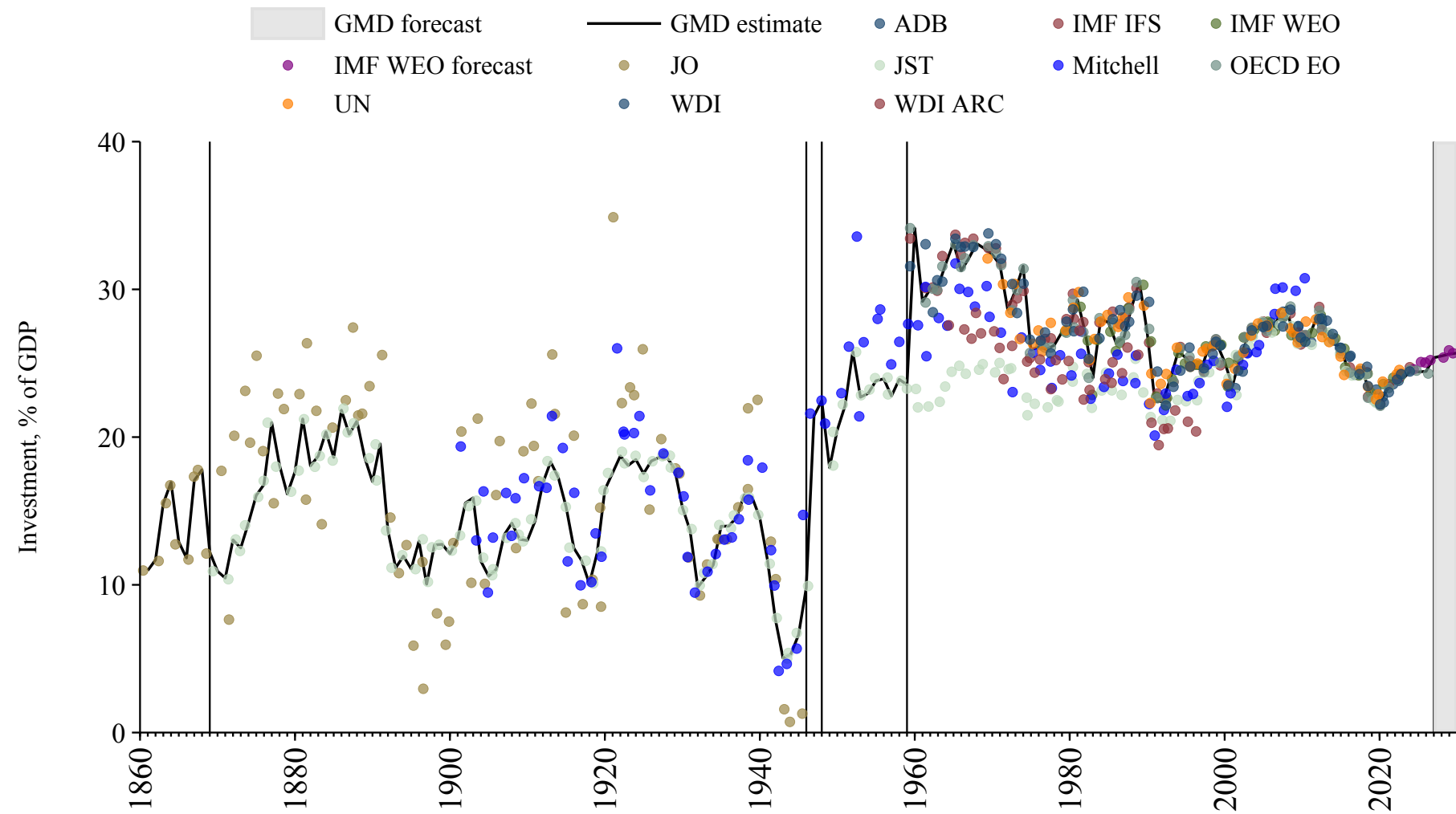
## Armenia

Source	Time span	Notes
<a href="#">United Nations (2024)</a>	1990 - 1991	Spliced using overlapping data in 1992.
<a href="#">WEO (2024a)</a>	1992 - 1999	Spliced using overlapping data in 2000.
<a href="#">Asian Development Bank (2024)</a>	2000 - 2023	Baseline source, overlaps with base year 2018.
<a href="#">International Monetary Fund (2025)</a>	2024 - 2024	Spliced using overlapping data in 2025.
<a href="#">WEO (2024b)</a>	2025 - 2030	Spliced using overlapping data in 2031.



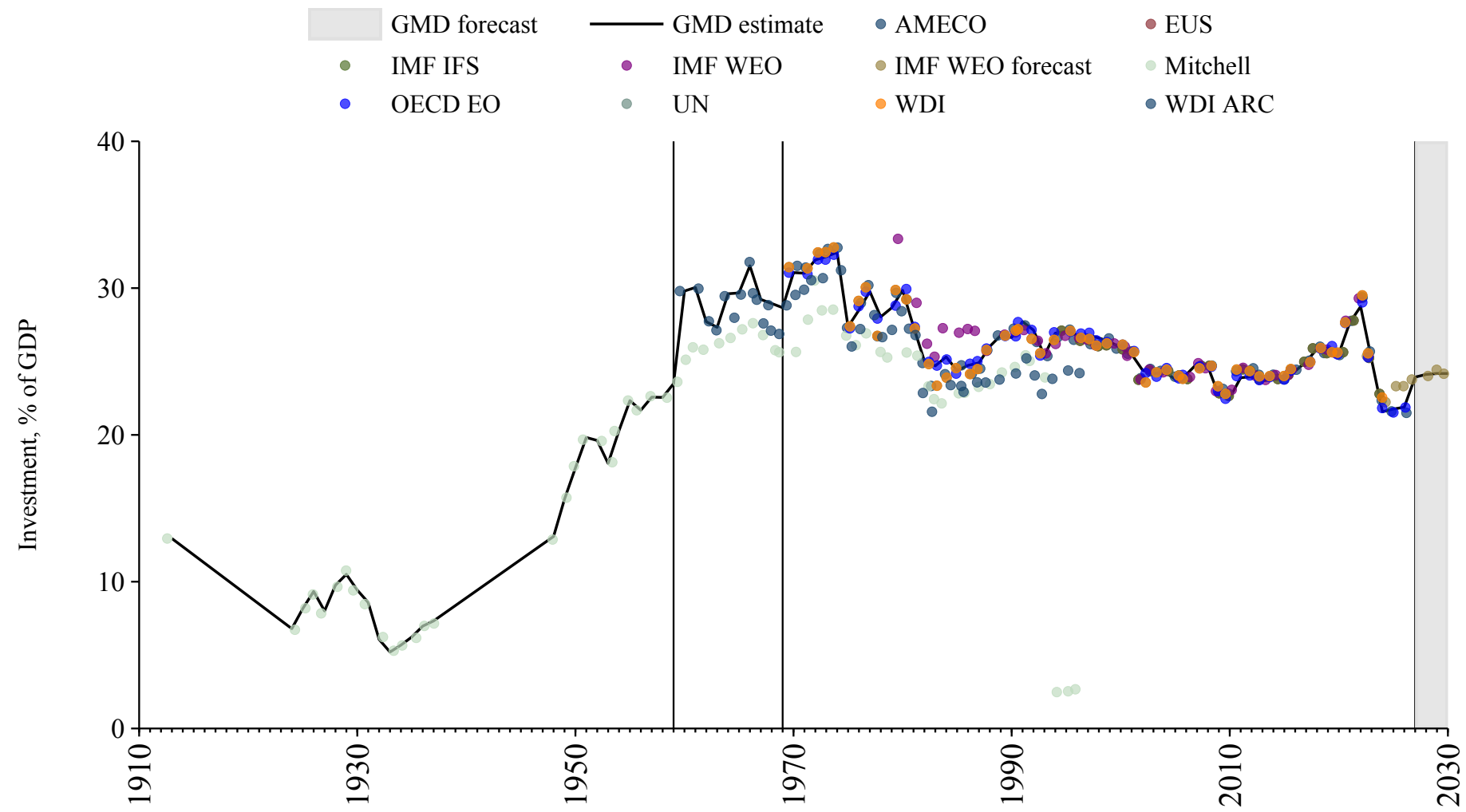
## Australia

Source	Time span	Notes
<a href="#">Jones and Obstfeld (1997)</a>	1861 - 1869	Spliced using overlapping data in 1870.
<a href="#">Jordà et al. (2017)</a>	1870 - 1946	Spliced using overlapping data in 1947.
<a href="#">Mitchell (2013)</a>	1947 - 1948	Spliced using overlapping data in 1949.
<a href="#">Jordà et al. (2017)</a>	1949 - 1959	Spliced using overlapping data in 1960.
<a href="#">OECD Economic Outlook (2024)</a>	1960 - 2026	Baseline source, overlaps with base year 2018.
<a href="#">WEO (2024b)</a>	2027 - 2030	Spliced using overlapping data in 2031.



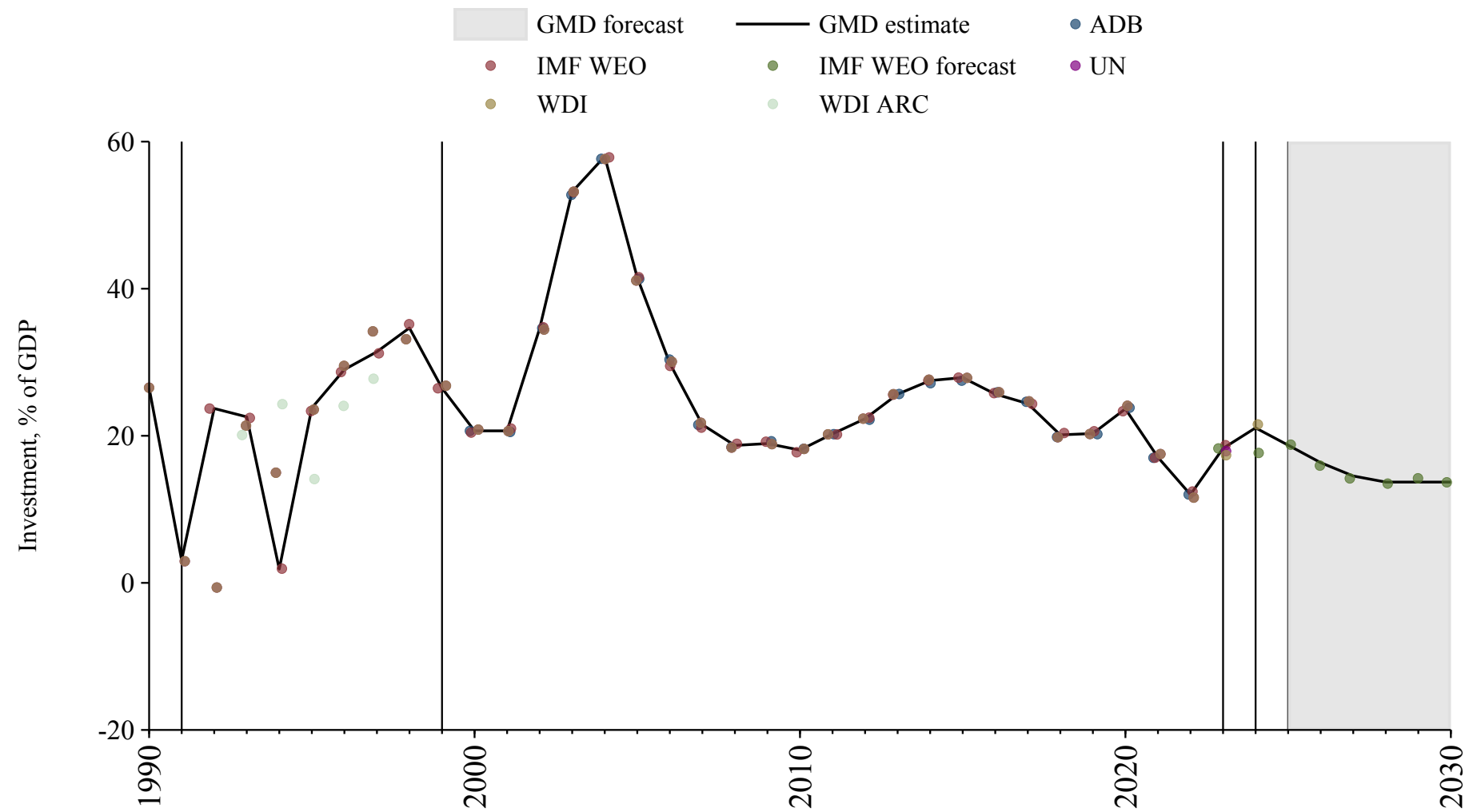
## Austria

Source	Time span	Notes
<a href="#">Mitchell (2013)</a>	1913 - 1959	Spliced using overlapping data in 1960.
<a href="#">European Commission (2024)</a>	1960 - 1969	Spliced using overlapping data in 1970.
<a href="#">OECD Economic Outlook (2024)</a>	1970 - 2026	Baseline source, overlaps with base year 2018.
<a href="#">WEO (2024b)</a>	2027 - 2030	Spliced using overlapping data in 2031.



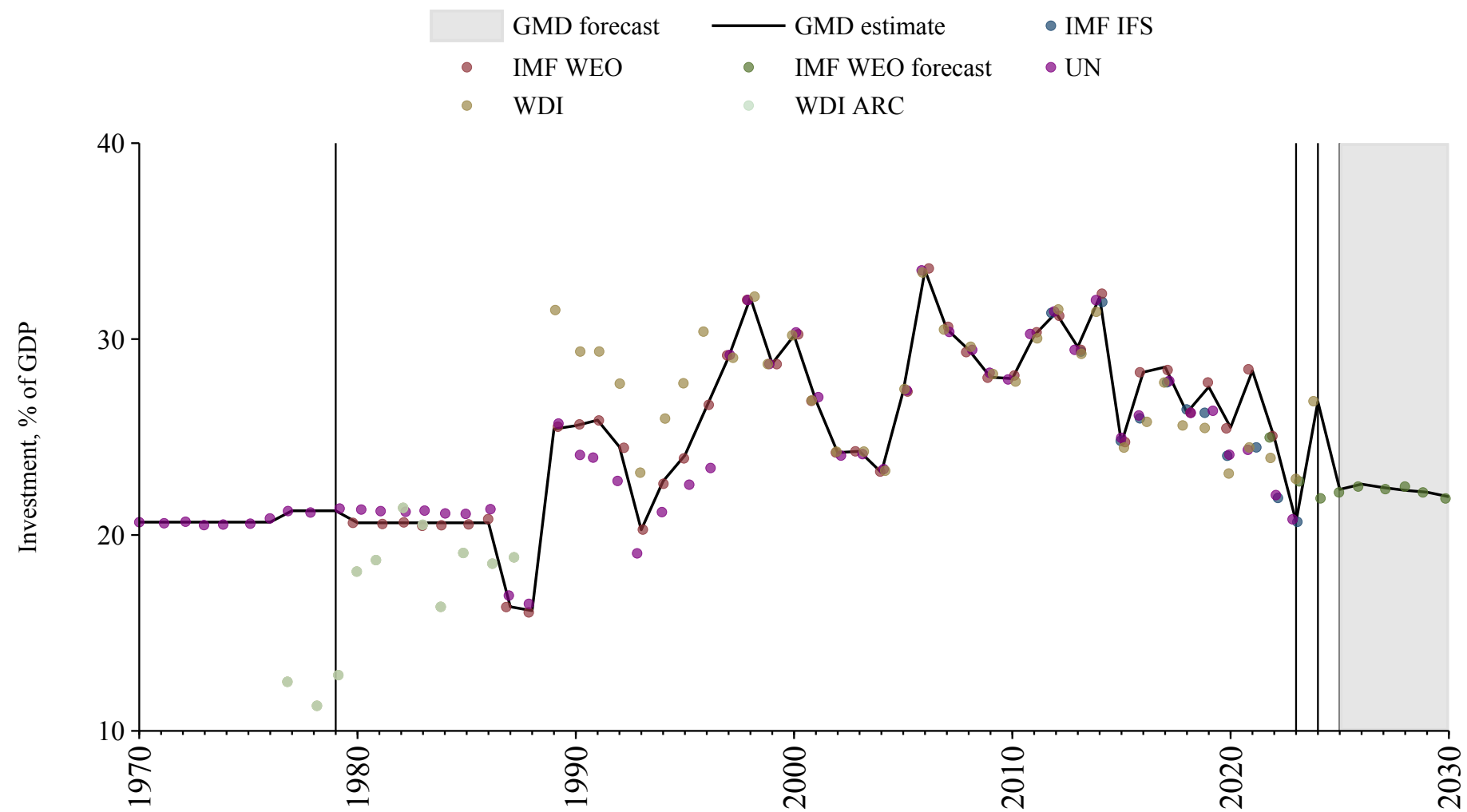
## Azerbaijan

Source	Time span	Notes
<a href="#">United Nations (2024)</a>	1990 - 1991	Spliced using overlapping data in 1992.
<a href="#">WEO (2024a)</a>	1992 - 1999	Spliced using overlapping data in 2000.
<a href="#">Asian Development Bank (2024)</a>	2000 - 2022	Baseline source, overlaps with base year 2018.
<a href="#">WEO (2024a)</a>	2023 - 2023	Spliced using overlapping data in 2024.
<a href="#">World Bank (2024)</a>	2024 - 2024	Spliced using overlapping data in 2025.
<a href="#">WEO (2024b)</a>	2025 - 2030	Spliced using overlapping data in 2031.



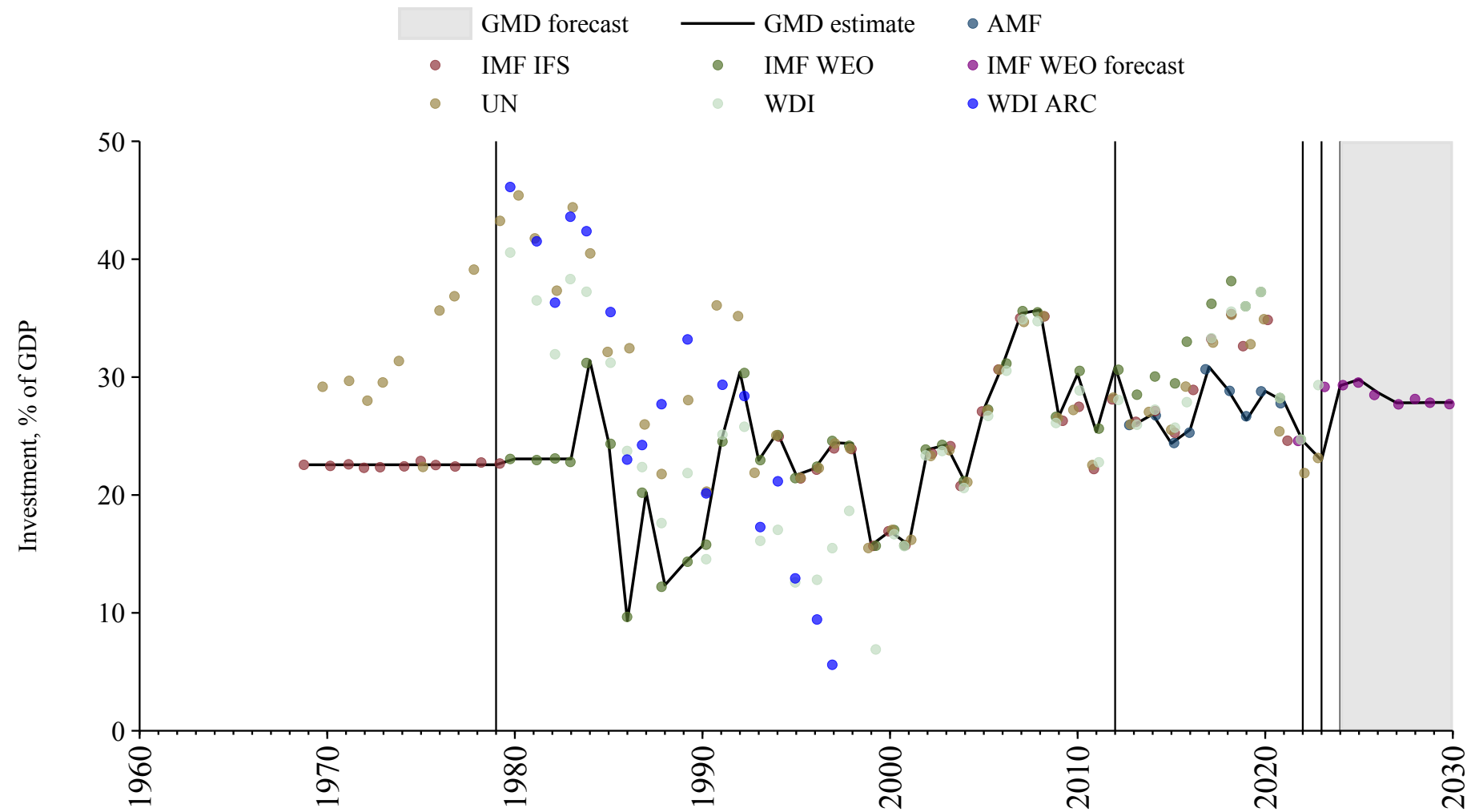
## Bahamas

Source	Time span	Notes
<a href="#">United Nations (2024)</a>	1970 - 1979	Spliced using overlapping data in 1980.
<a href="#">WEO (2024a)</a>	1980 - 2022	Baseline source, overlaps with base year 2018.
<a href="#">International Monetary Fund (2025)</a>	2023 - 2023	Spliced using overlapping data in 2024.
<a href="#">World Bank (2024)</a>	2024 - 2024	Spliced using overlapping data in 2025.
<a href="#">WEO (2024b)</a>	2025 - 2030	Spliced using overlapping data in 2031.



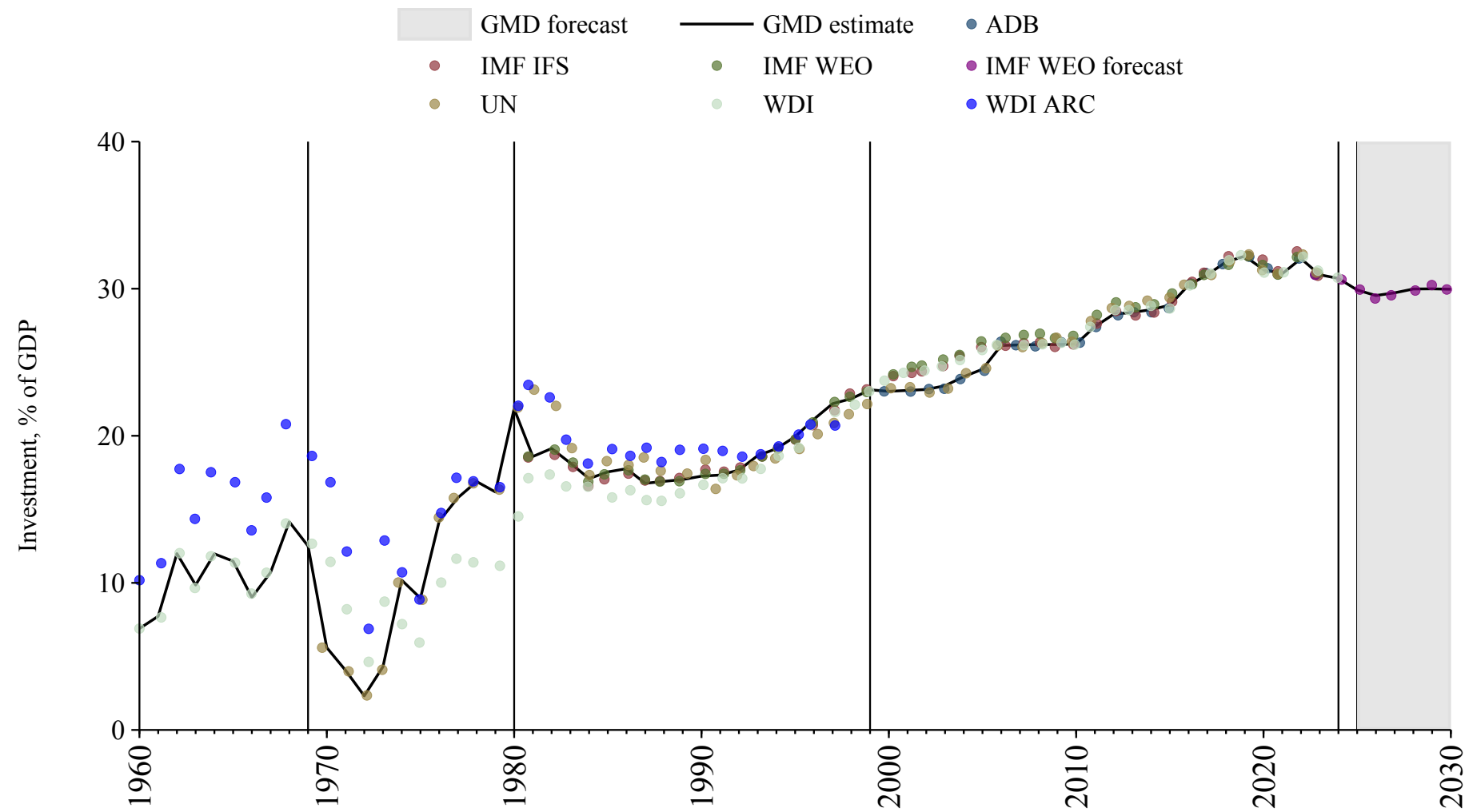
## Bahrain

Source	Time span	Notes
<a href="#">International Monetary Fund (2025)</a>	1969 - 1979	Spliced using overlapping data in 1980.
<a href="#">WEO (2024a)</a>	1980 - 2012	Spliced using overlapping data in 2013.
<a href="#">Arab Monetary Fund (2024)</a>	2013 - 2021	Baseline source, overlaps with base year 2018.
<a href="#">WEO (2024a)</a>	2022 - 2022	Spliced using overlapping data in 2023.
<a href="#">United Nations (2024)</a>	2023 - 2023	Spliced using overlapping data in 2024.
<a href="#">WEO (2024b)</a>	2024 - 2030	Spliced using overlapping data in 2031.



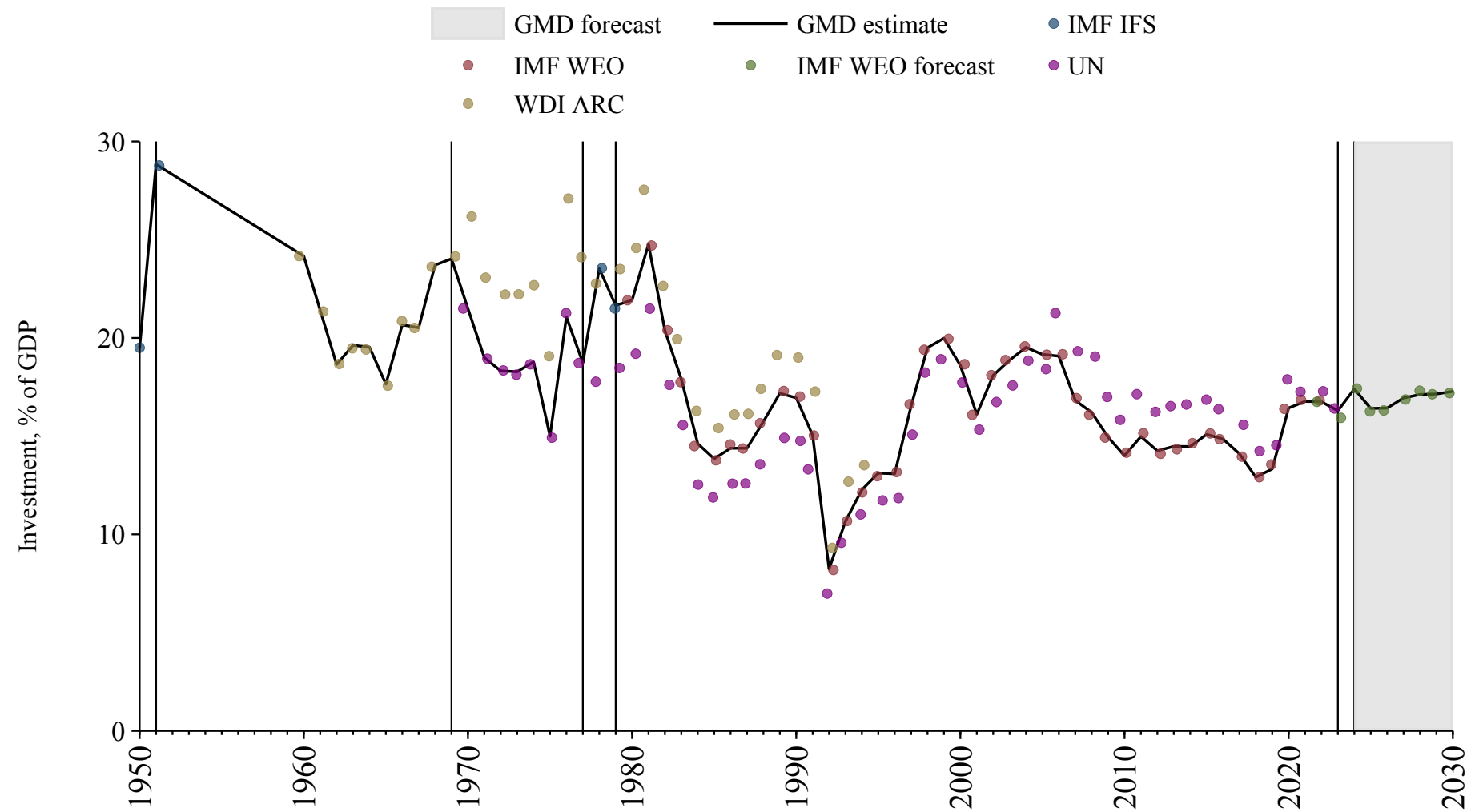
## Bangladesh

Source	Time span	Notes
<a href="#">World Bank (2024)</a>	1960 - 1969	Spliced using overlapping data in 1970.
<a href="#">United Nations (2024)</a>	1970 - 1980	Spliced using overlapping data in 1981.
<a href="#">WEO (2024a)</a>	1981 - 1999	Spliced using overlapping data in 2000.
<a href="#">Asian Development Bank (2024)</a>	2000 - 2023	Baseline source, overlaps with base year 2018.
<a href="#">World Bank (2024)</a>	2024 - 2024	Spliced using overlapping data in 2025.
<a href="#">WEO (2024b)</a>	2025 - 2030	Spliced using overlapping data in 2031.



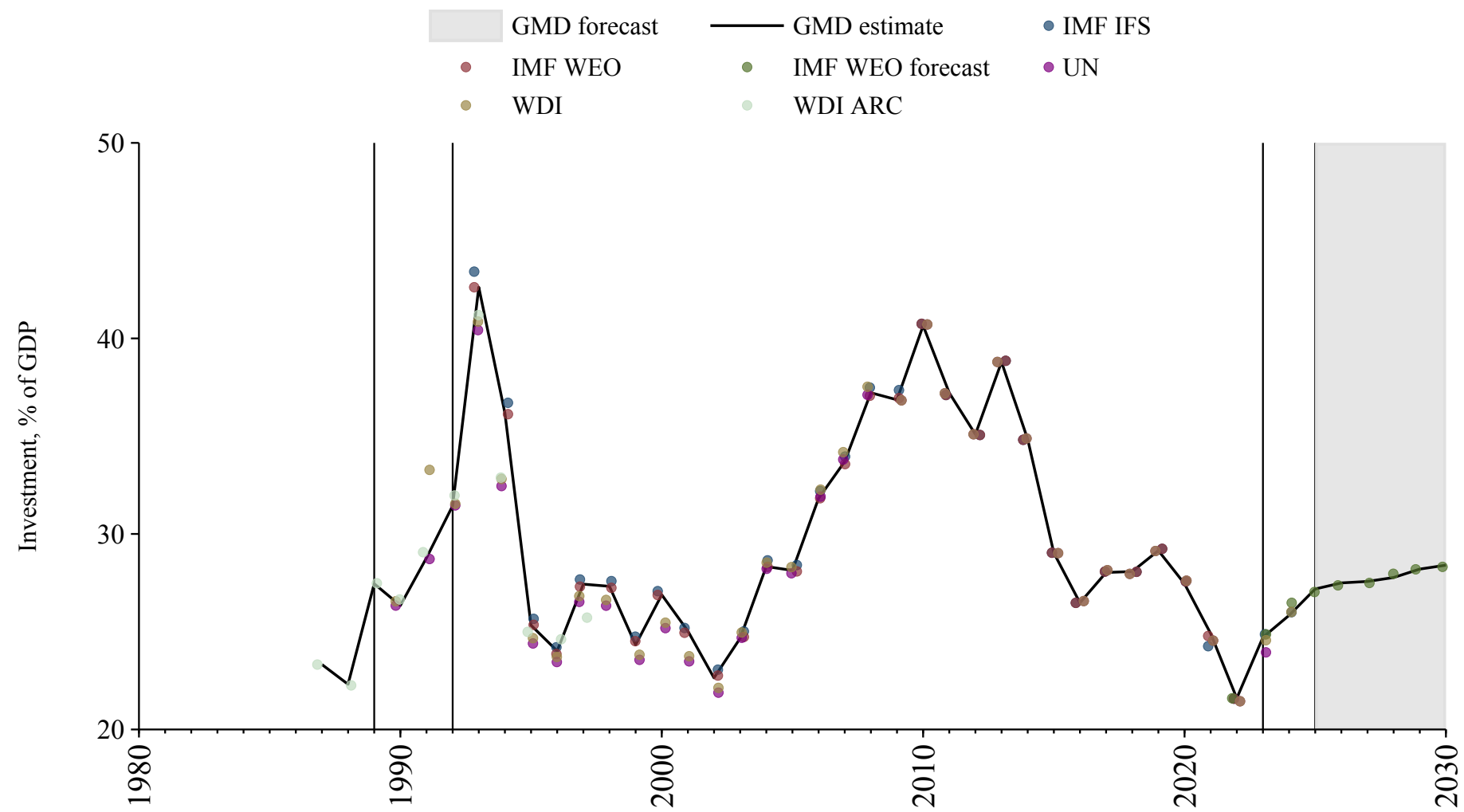
## Barbados

Source	Time span	Notes
<a href="#">International Monetary Fund (2025)</a>	1950 - 1951	Spliced using overlapping data in 1952.
<a href="#">World Bank (Archives) (1999)</a>	1952 - 1969	Spliced using overlapping data in 1970.
<a href="#">United Nations (2024)</a>	1970 - 1977	Spliced using overlapping data in 1978.
<a href="#">International Monetary Fund (2025)</a>	1978 - 1979	Spliced using overlapping data in 1980.
<a href="#">WEO (2024a)</a>	1980 - 2022	Baseline source, overlaps with base year 2018.
<a href="#">United Nations (2024)</a>	2023 - 2023	Spliced using overlapping data in 2024.
<a href="#">WEO (2024b)</a>	2024 - 2030	Spliced using overlapping data in 2031.



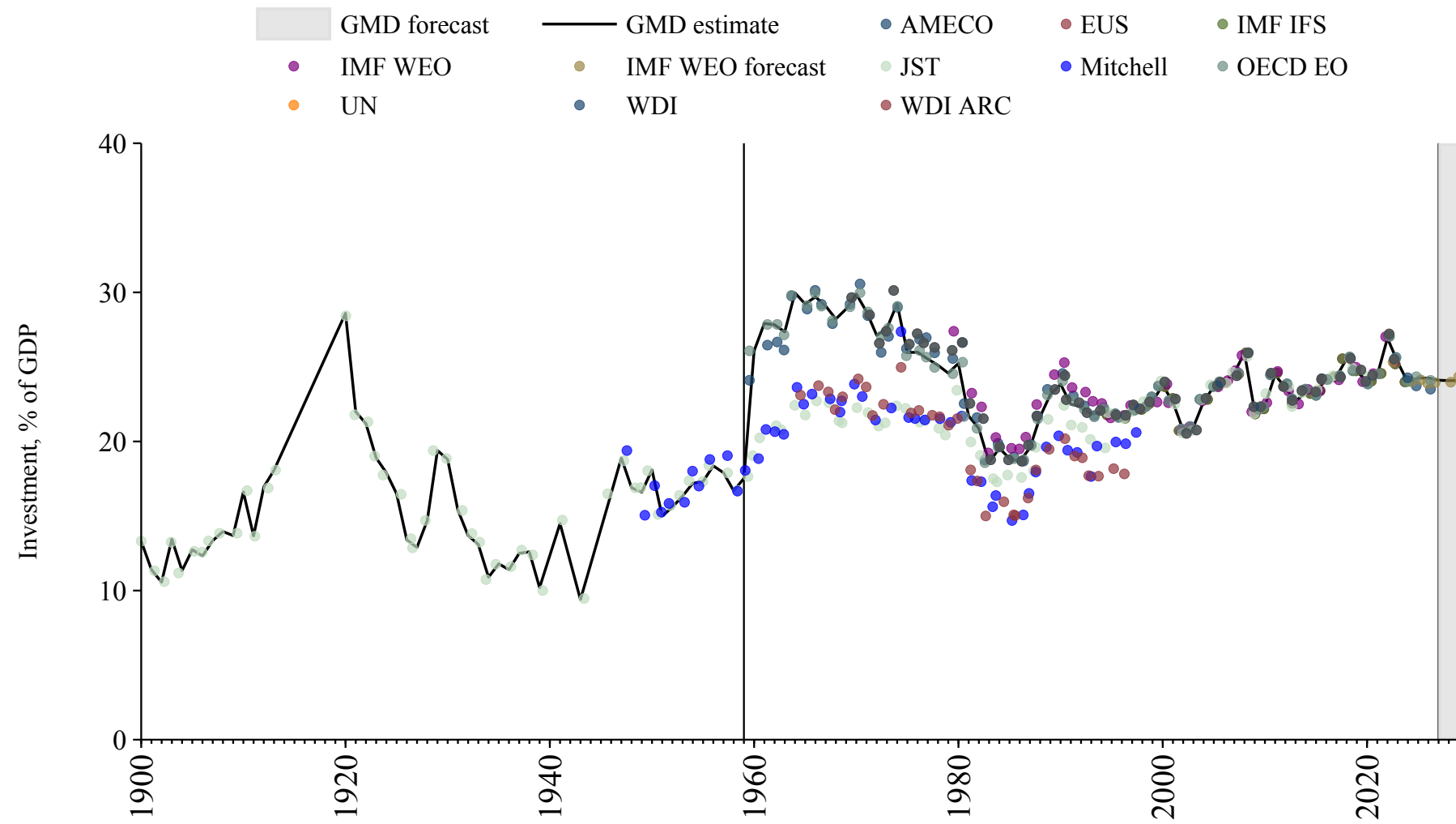
## Belarus

Source	Time span	Notes
<a href="#">World Bank (Archives) (1999)</a>	1987 - 1989	Spliced using overlapping data in 1990.
<a href="#">United Nations (2024)</a>	1990 - 1992	Spliced using overlapping data in 1993.
<a href="#">WEO (2024a)</a>	1993 - 2022	Baseline source, overlaps with base year 2018.
<a href="#">International Monetary Fund (2025)</a>	2023 - 2024	Spliced using overlapping data in 2025.
<a href="#">WEO (2024b)</a>	2025 - 2030	Spliced using overlapping data in 2031.



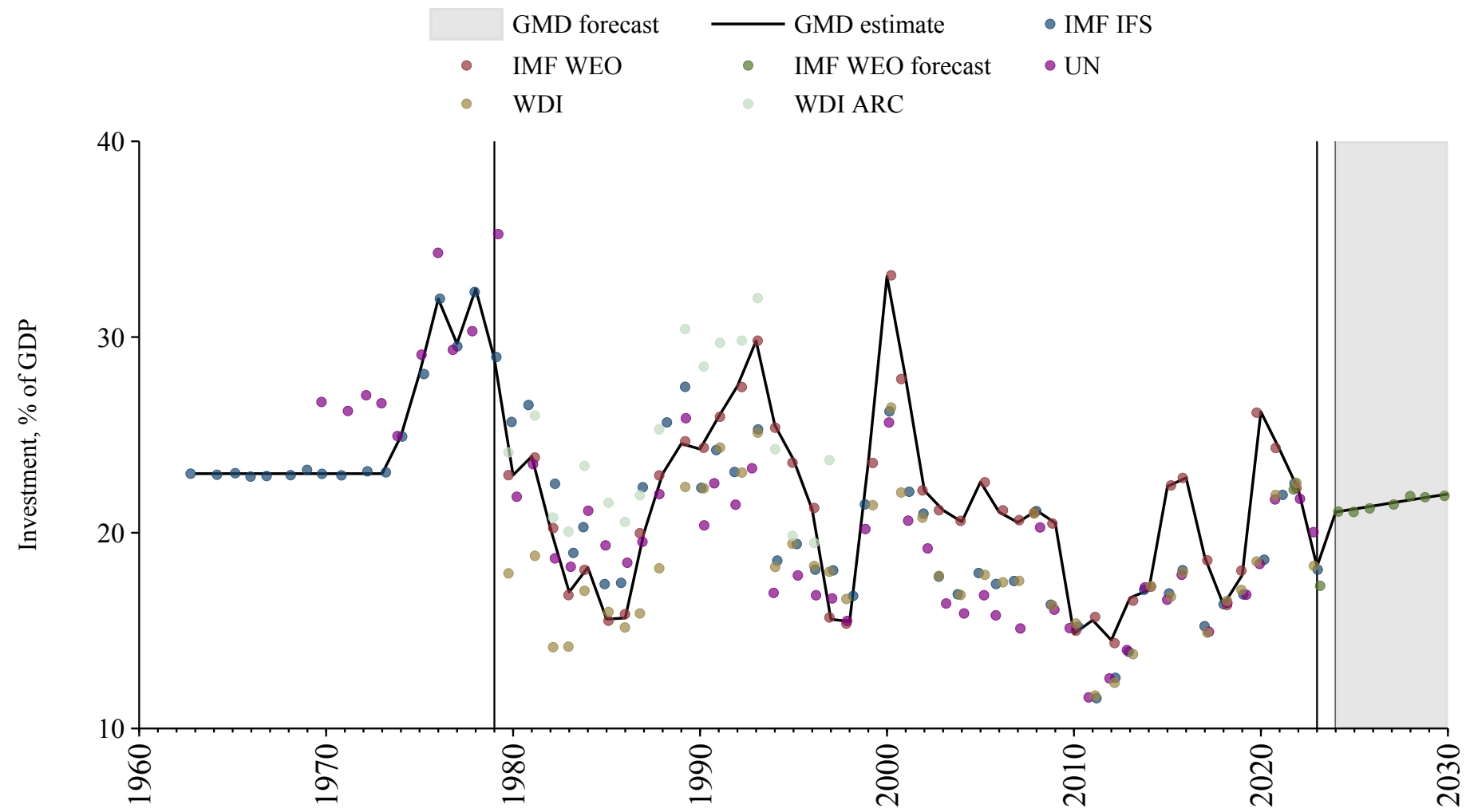
# Belgium

Source	Time span	Notes
<a href="#">Jordà et al. (2017)</a>	1900 - 1959	Spliced using overlapping data in 1960.
<a href="#">OECD Economic Outlook (2024)</a>	1960 - 2026	Baseline source, overlaps with base year 2018.
<a href="#">WEO (2024b)</a>	2027 - 2030	Spliced using overlapping data in 2031.



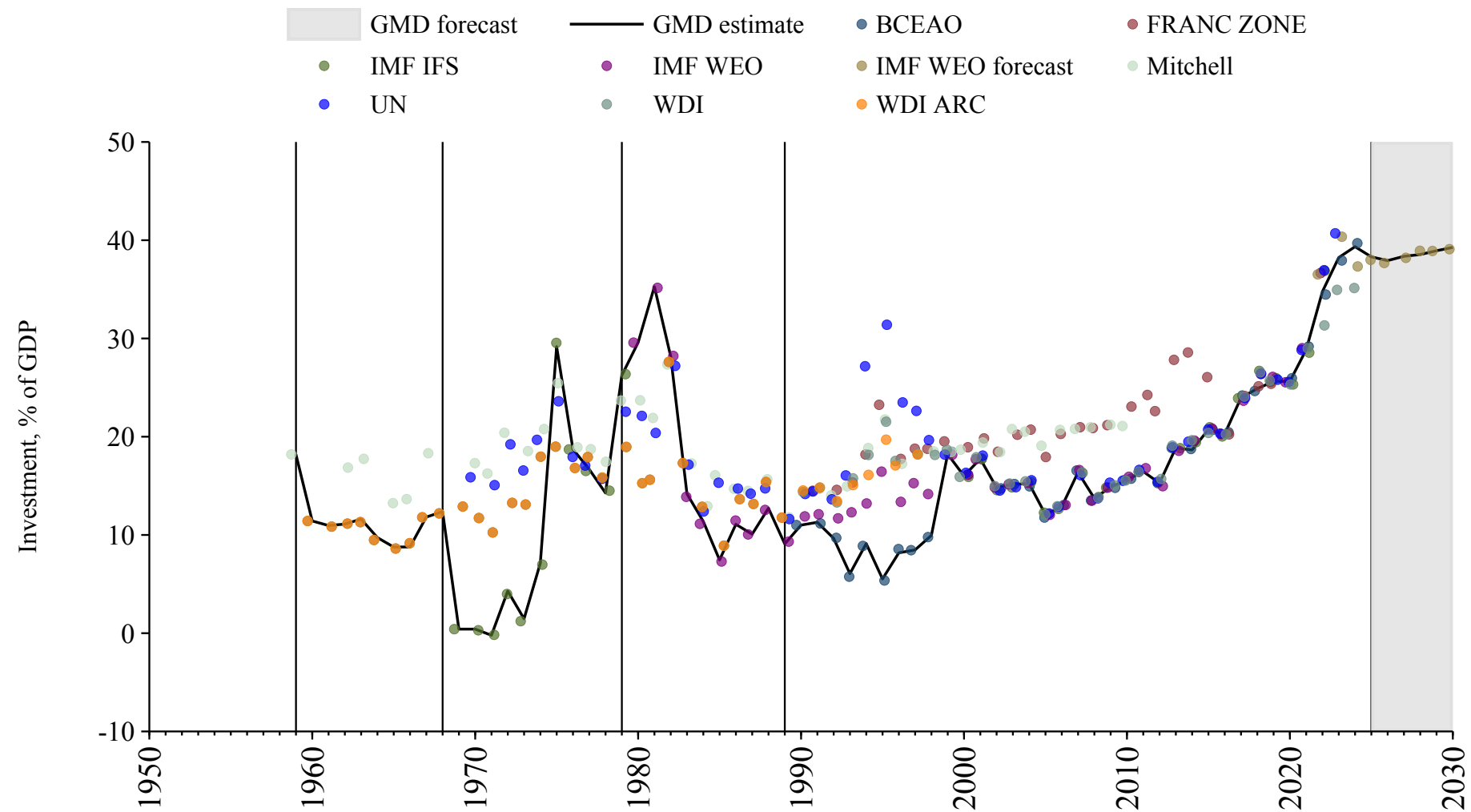
## Belize

Source	Time span	Notes
<a href="#">International Monetary Fund (2025)</a>	1963 - 1979	Spliced using overlapping data in 1980.
<a href="#">WEO (2024a)</a>	1980 - 2022	Baseline source, overlaps with base year 2018.
<a href="#">International Monetary Fund (2025)</a>	2023 - 2023	Spliced using overlapping data in 2024.
<a href="#">WEO (2024b)</a>	2024 - 2030	Spliced using overlapping data in 2031.



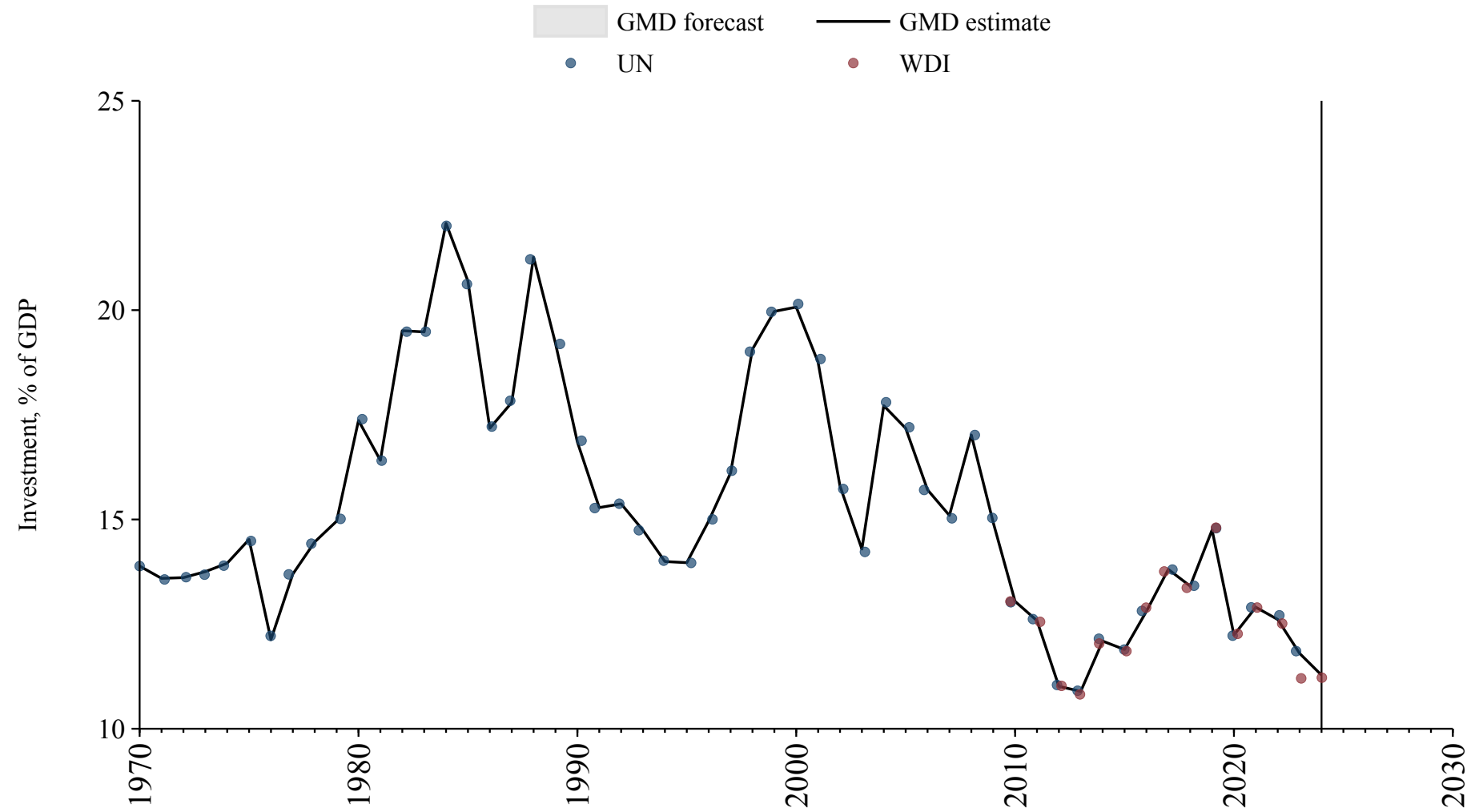
# Benin

Source	Time span	Notes
<a href="#">Mitchell (2013)</a>	1959 - 1959	Spliced using overlapping data in 1960.
<a href="#">World Bank (2024)</a>	1960 - 1968	Spliced using overlapping data in 1969.
<a href="#">International Monetary Fund (2025)</a>	1969 - 1979	Spliced using overlapping data in 1980.
<a href="#">WEO (2024a)</a>	1980 - 1989	Spliced using overlapping data in 1990.
<a href="#">Banque centrale des États de l'Afrique de l'Ouest (2024)</a>	1990 - 2024	Baseline source, overlaps with base year 2018.
<a href="#">WEO (2024b)</a>	2025 - 2030	Spliced using overlapping data in 2031.



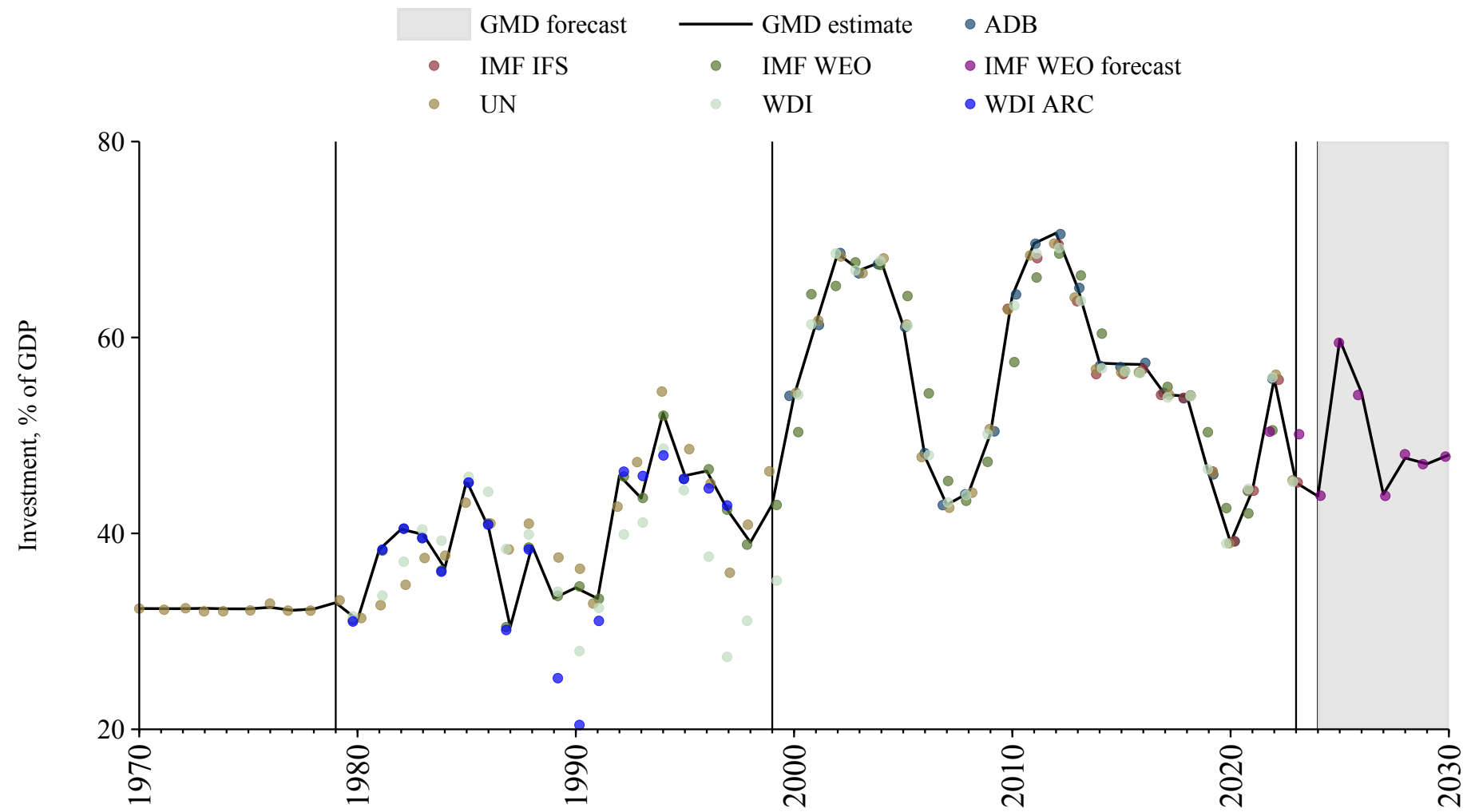
## Bermuda

Source	Time span	Notes
<a href="#">United Nations (2024)</a>	1970 - 2023	Baseline source, overlaps with base year 2018.
<a href="#">World Bank (2024)</a>	2024 - 2024	Spliced using overlapping data in 2025.



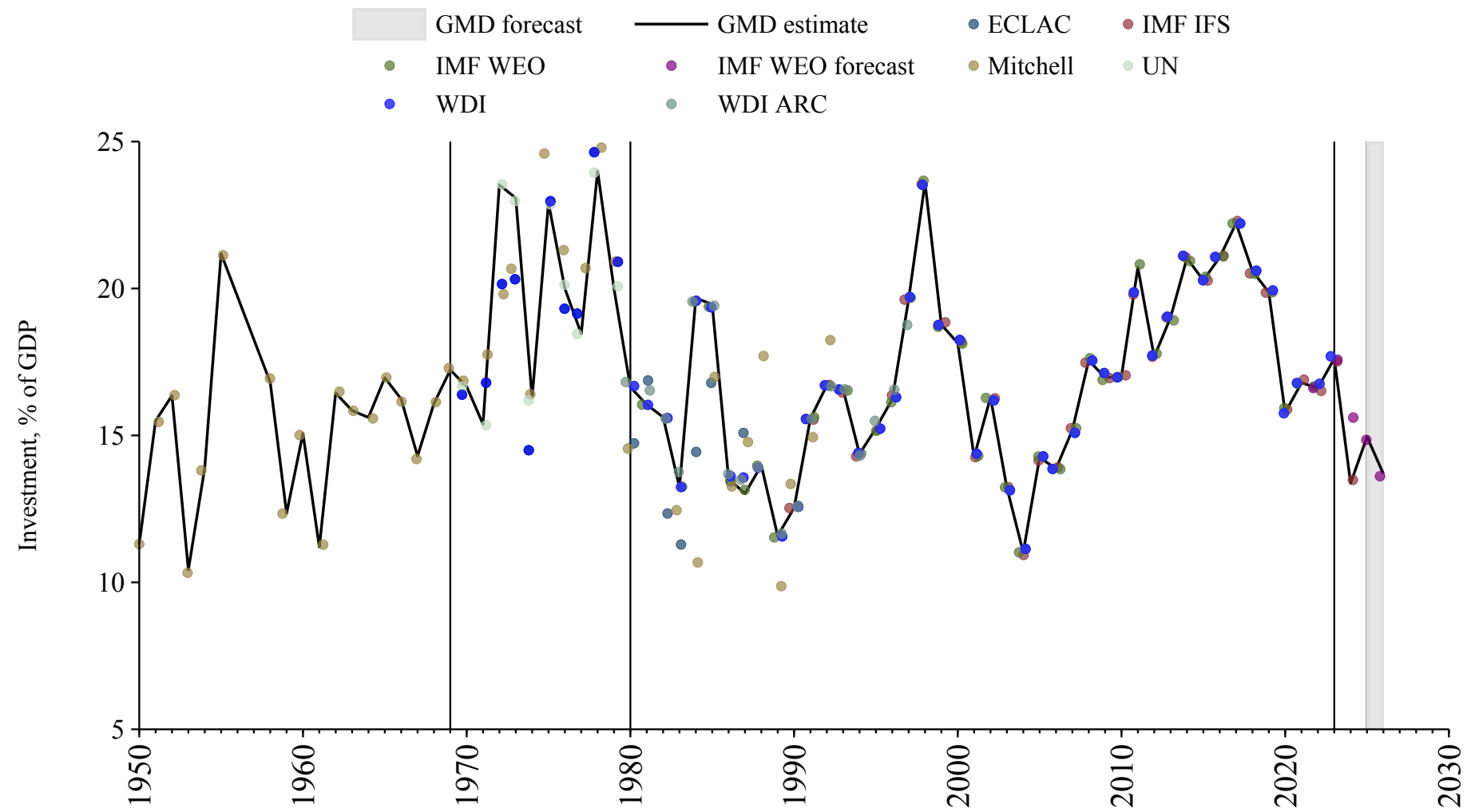
# Bhutan

Source	Time span	Notes
<a href="#">United Nations (2024)</a>	1970 - 1979	Spliced using overlapping data in 1980.
<a href="#">WEO (2024a)</a>	1980 - 1999	Spliced using overlapping data in 2000.
<a href="#">Asian Development Bank (2024)</a>	2000 - 2022	Baseline source, overlaps with base year 2018.
<a href="#">International Monetary Fund (2025)</a>	2023 - 2023	Spliced using overlapping data in 2024.
<a href="#">WEO (2024b)</a>	2024 - 2030	Spliced using overlapping data in 2031.



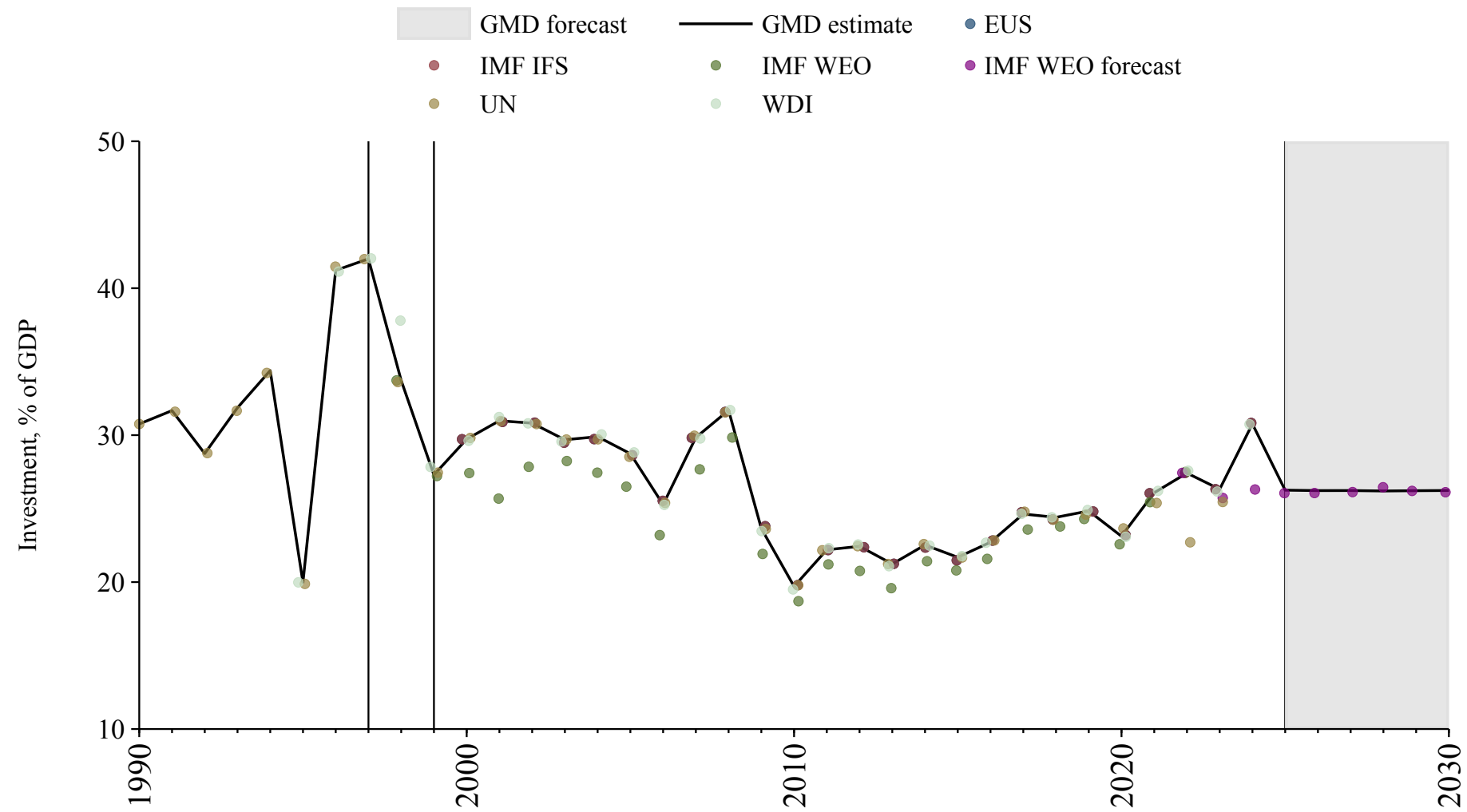
## Bolivia

Source	Time span	Notes
<a href="#">Mitchell (2013)</a>	1950 - 1969	Spliced using overlapping data in 1970.
<a href="#">United Nations (2024)</a>	1970 - 1980	Spliced using overlapping data in 1981.
<a href="#">WEO (2024a)</a>	1981 - 2022	Baseline source, overlaps with base year 2018.
<a href="#">International Monetary Fund (2025)</a>	2023 - 2024	Spliced using overlapping data in 2025.
<a href="#">WEO (2024b)</a>	2025 - 2026	Spliced using overlapping data in 2027.



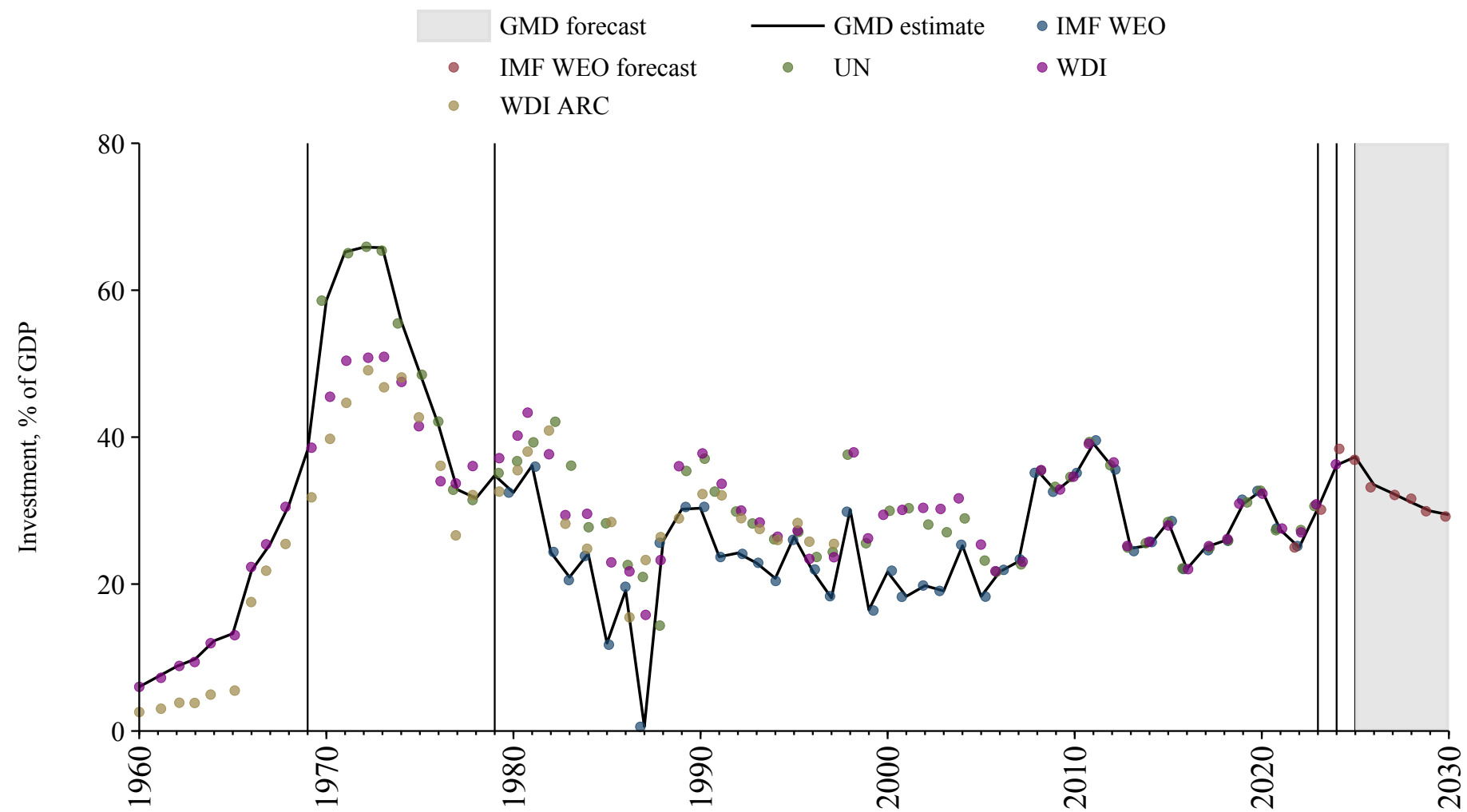
## Bosnia and Herzegovina

Source	Time span	Notes
<a href="#">United Nations (2024)</a>	1990 - 1997	Spliced using overlapping data in 1998.
<a href="#">WEO (2024a)</a>	1998 - 1999	Spliced using overlapping data in 2000.
<a href="#">Commission (2024)</a>	2000 - 2024	Baseline source, overlaps with base year 2018.
<a href="#">WEO (2024b)</a>	2025 - 2030	Spliced using overlapping data in 2031.



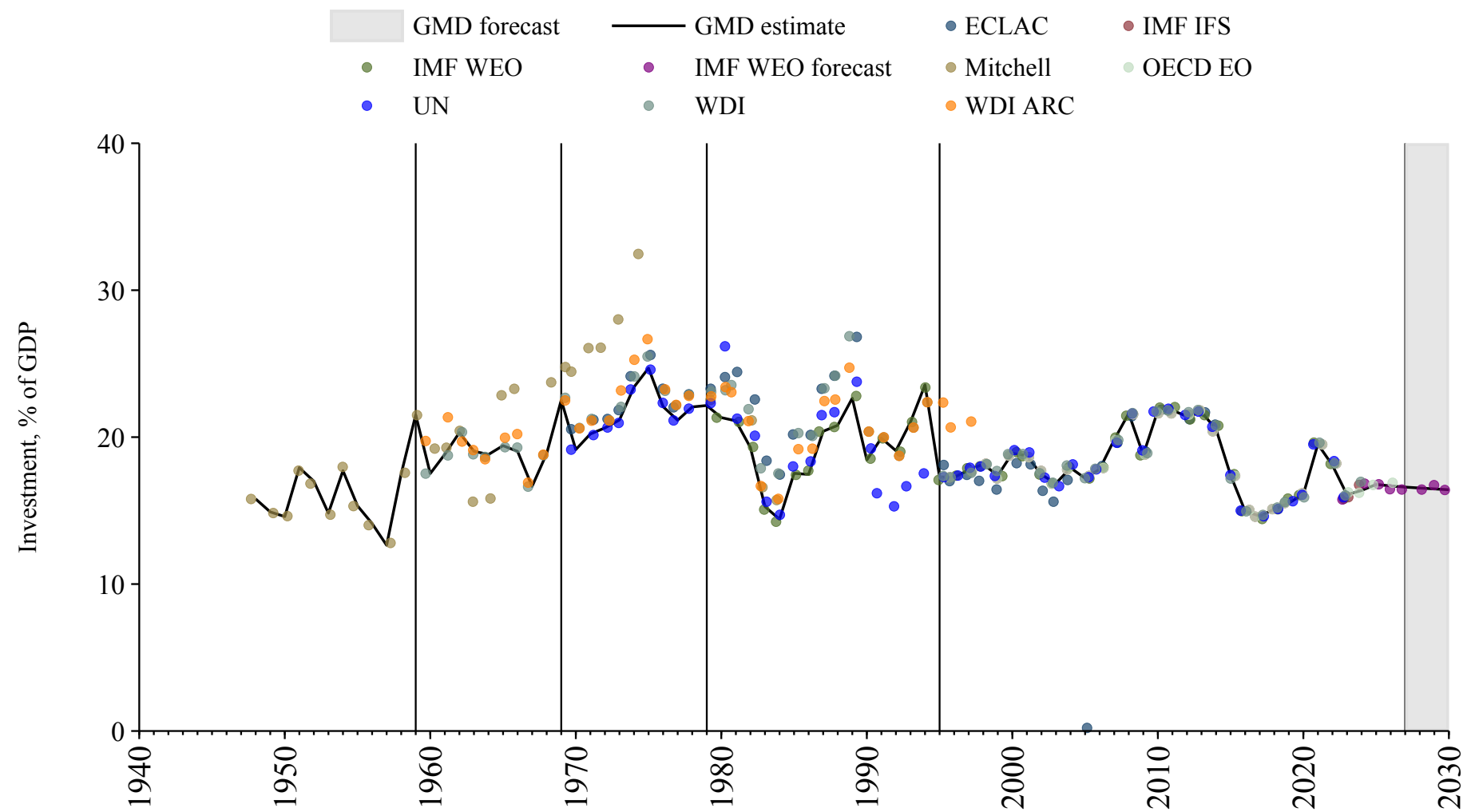
## Botswana

Source	Time span	Notes
<a href="#">World Bank (2024)</a>	1960 - 1969	Spliced using overlapping data in 1970.
<a href="#">United Nations (2024)</a>	1970 - 1979	Spliced using overlapping data in 1980.
<a href="#">WEO (2024a)</a>	1980 - 2022	Baseline source, overlaps with base year 2018.
<a href="#">United Nations (2024)</a>	2023 - 2023	Spliced using overlapping data in 2024.
<a href="#">World Bank (2024)</a>	2024 - 2024	Spliced using overlapping data in 2025.
<a href="#">WEO (2024b)</a>	2025 - 2030	Spliced using overlapping data in 2031.



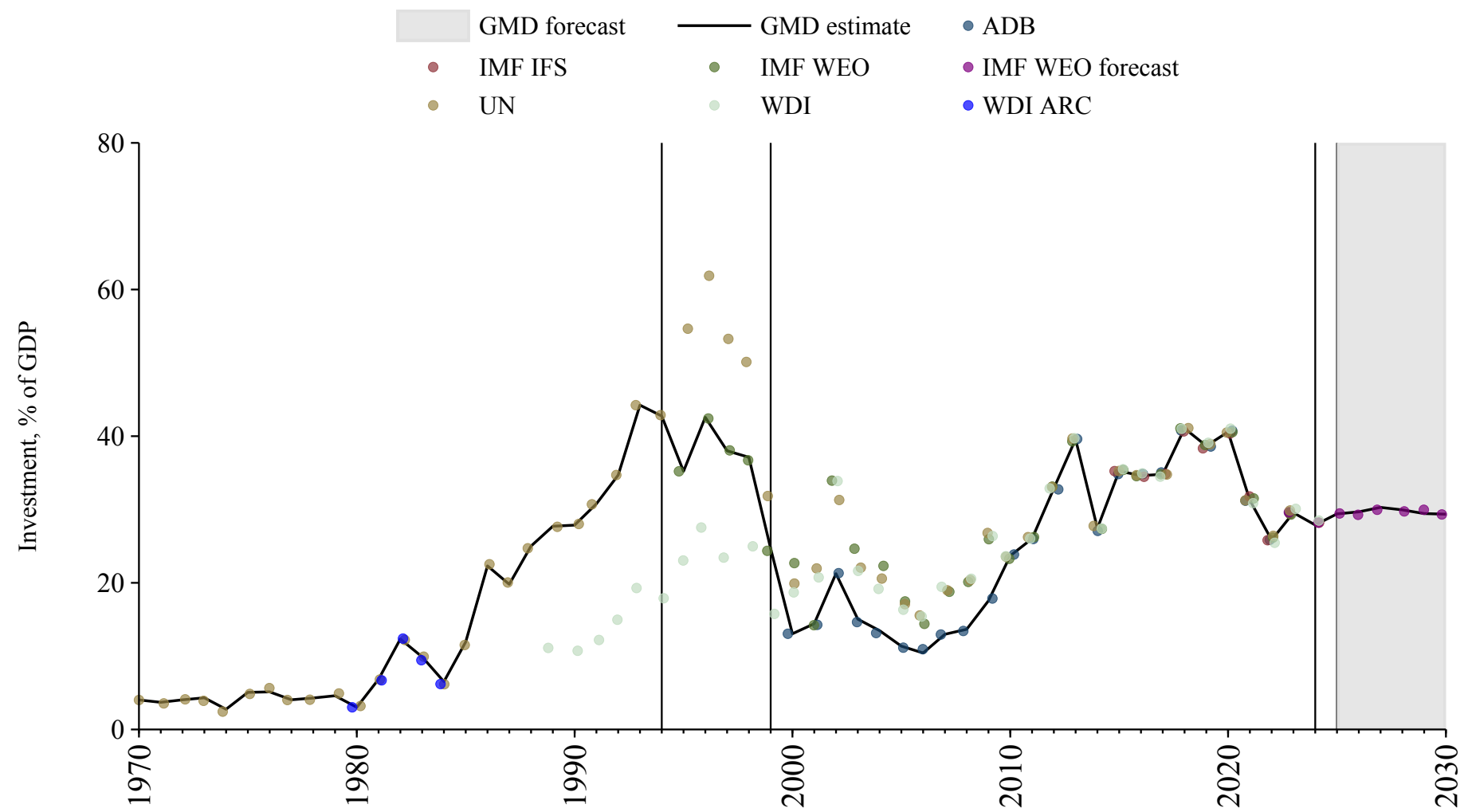
## Brazil

Source	Time span	Notes
<a href="#">Mitchell (2013)</a>	1948 - 1959	Spliced using overlapping data in 1960.
<a href="#">World Bank (2024)</a>	1960 - 1969	Spliced using overlapping data in 1970.
<a href="#">United Nations (2024)</a>	1970 - 1979	Spliced using overlapping data in 1980.
<a href="#">WEO (2024a)</a>	1980 - 1995	Spliced using overlapping data in 1996.
<a href="#">OECD Economic Outlook (2024)</a>	1996 - 2026	Baseline source, overlaps with base year 2018.
<a href="#">WEO (2024b)</a>	2027 - 2030	Spliced using overlapping data in 2031.



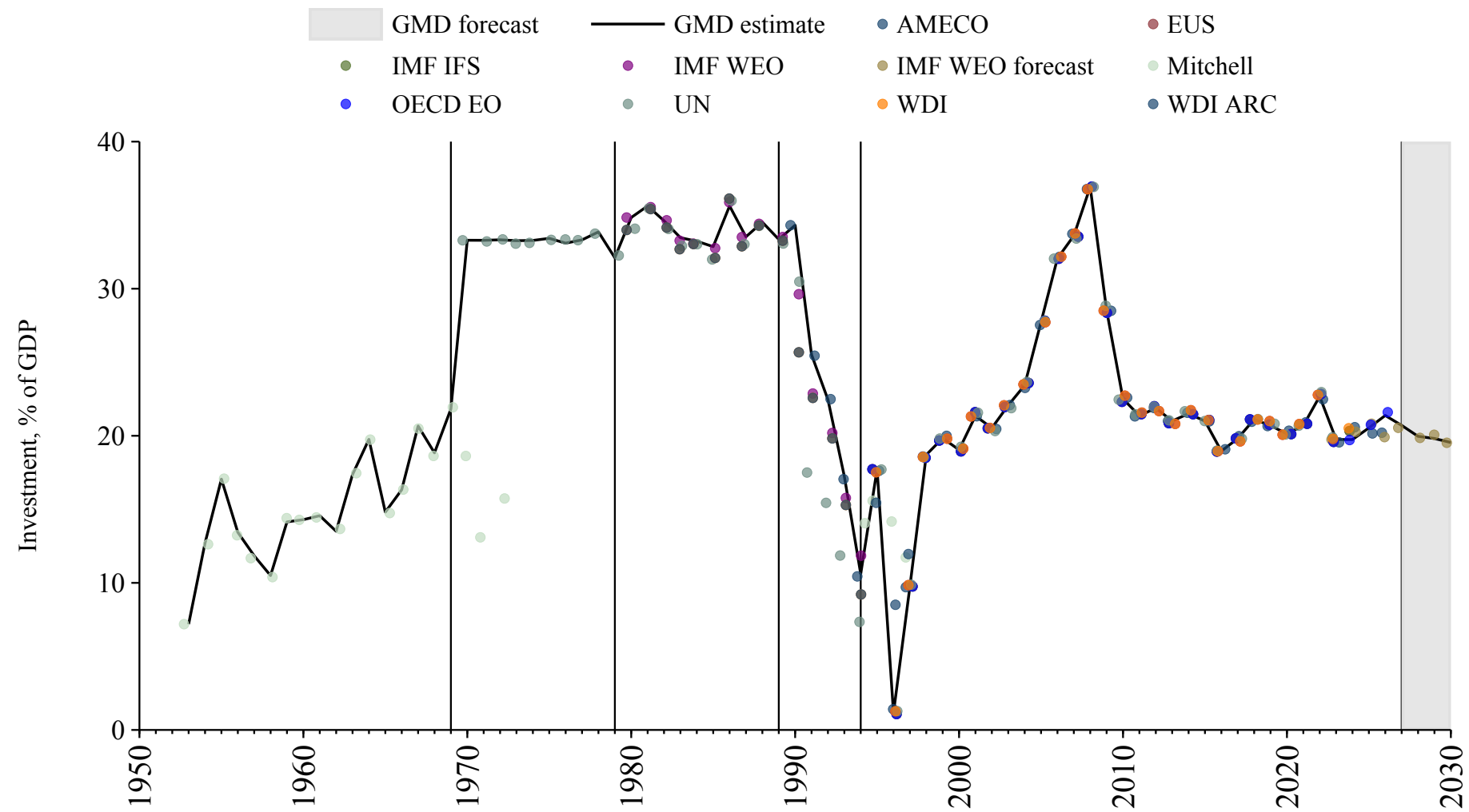
## Brunei

Source	Time span	Notes
<a href="#">United Nations (2024)</a>	1970 - 1994	Spliced using overlapping data in 1995.
<a href="#">WEO (2024a)</a>	1995 - 1999	Spliced using overlapping data in 2000.
<a href="#">Asian Development Bank (2024)</a>	2000 - 2023	Baseline source, overlaps with base year 2018.
<a href="#">International Monetary Fund (2025)</a>	2024 - 2024	Spliced using overlapping data in 2025.
<a href="#">WEO (2024b)</a>	2025 - 2030	Spliced using overlapping data in 2031.



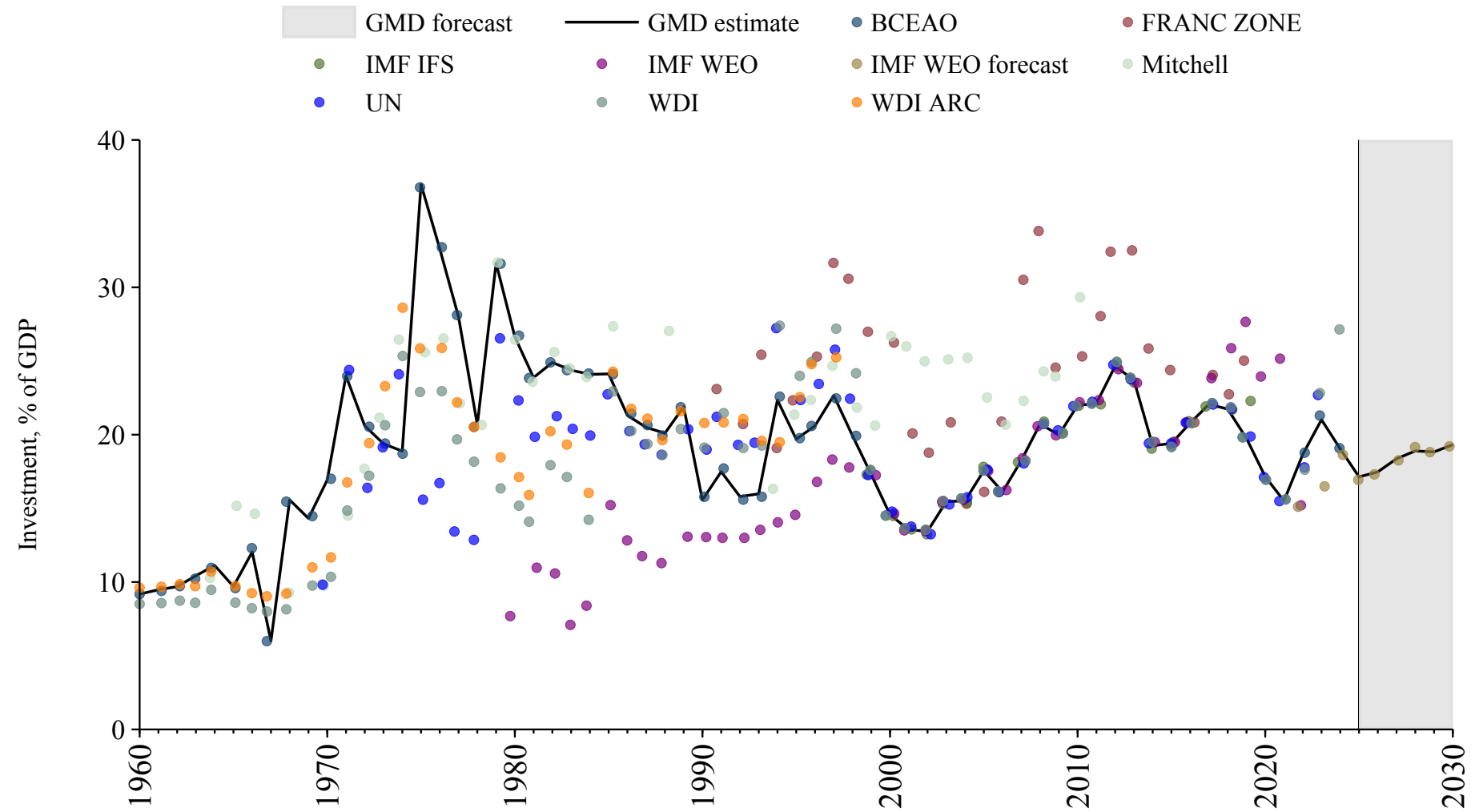
## Bulgaria

Source	Time span	Notes
<a href="#">Mitchell (2013)</a>	1953 - 1969	Spliced using overlapping data in 1970.
<a href="#">United Nations (2024)</a>	1970 - 1979	Spliced using overlapping data in 1980.
<a href="#">WEO (2024a)</a>	1980 - 1989	Spliced using overlapping data in 1990.
<a href="#">European Commission (2024)</a>	1990 - 1994	Spliced using overlapping data in 1995.
<a href="#">OECD Economic Outlook (2024)</a>	1995 - 2026	Baseline source, overlaps with base year 2018.
<a href="#">WEO (2024b)</a>	2027 - 2030	Spliced using overlapping data in 2031.



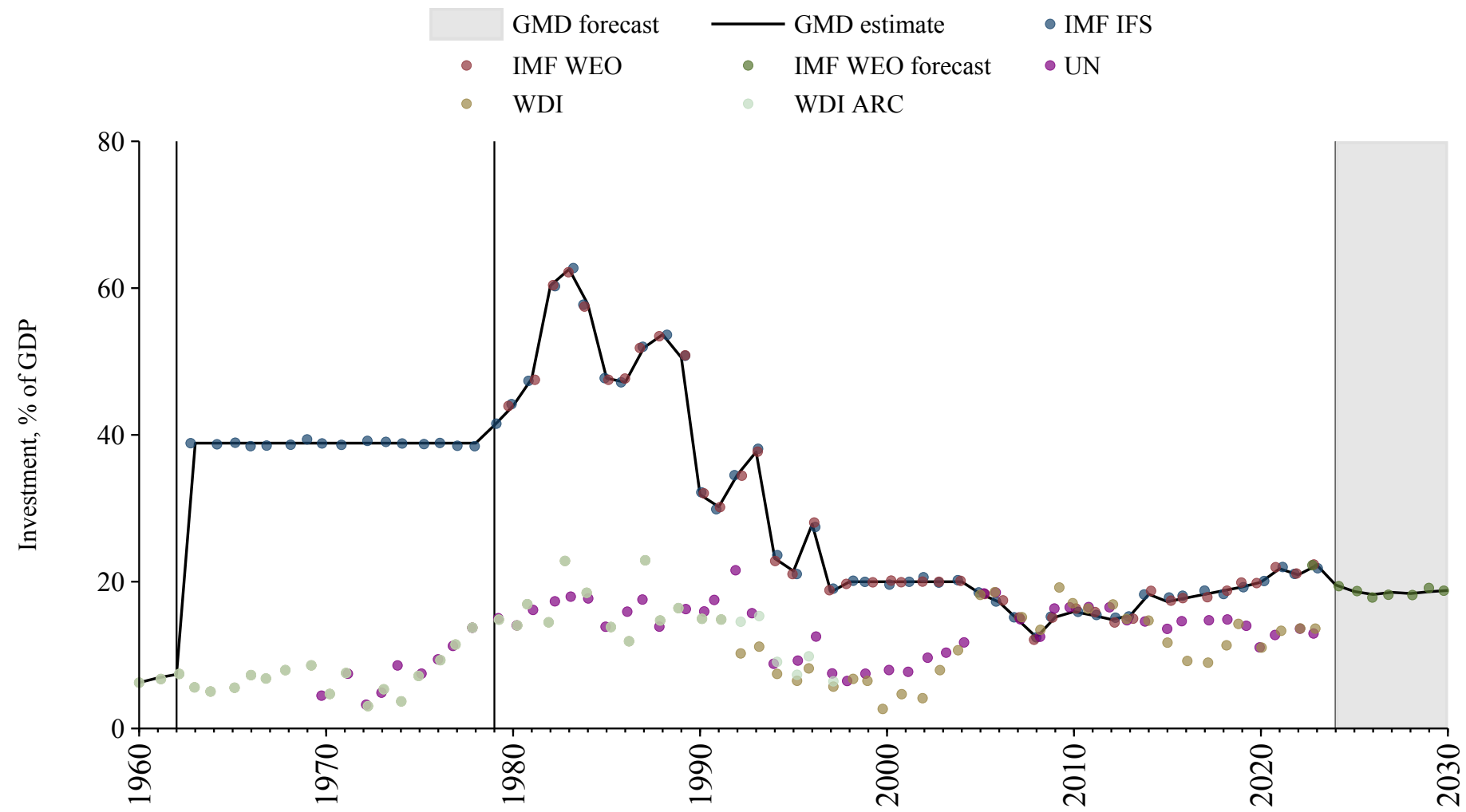
## Burkina Faso

Source	Time span	Notes
<a href="#">Banque centrale des États de l'Afrique de l'Ouest (2024)</a>	1960 - 2024	Baseline source, overlaps with base year 2018.
<a href="#">WEO (2024b)</a>	2025 - 2030	Spliced using overlapping data in 2031.



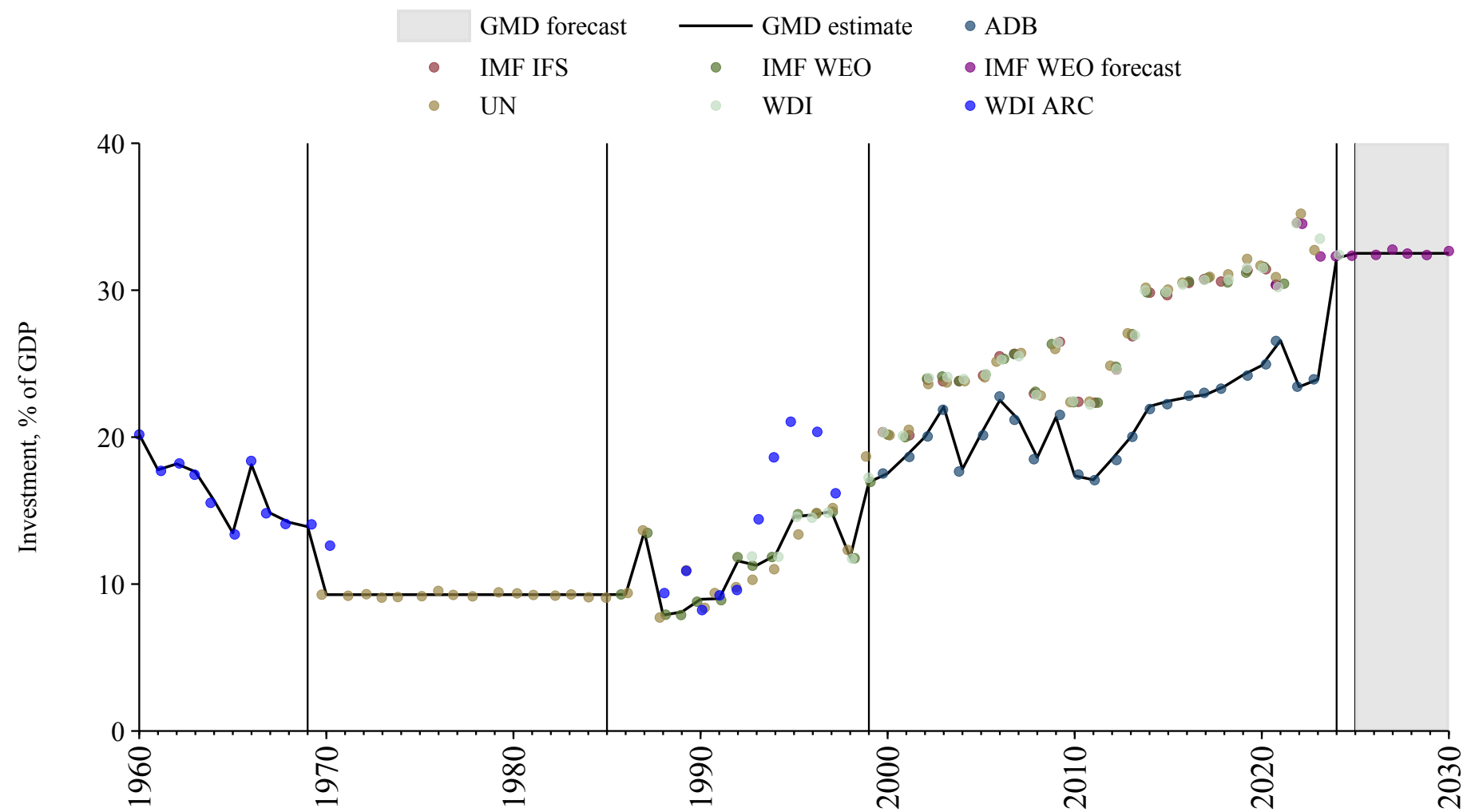
## Burundi

Source	Time span	Notes
<a href="#">World Bank (2024)</a>	1960 - 1962	Spliced using overlapping data in 1963.
<a href="#">International Monetary Fund (2025)</a>	1963 - 1979	Spliced using overlapping data in 1980.
<a href="#">WEO (2024a)</a>	1980 - 2023	Baseline source, overlaps with base year 2018.
<a href="#">WEO (2024b)</a>	2024 - 2030	Spliced using overlapping data in 2031.



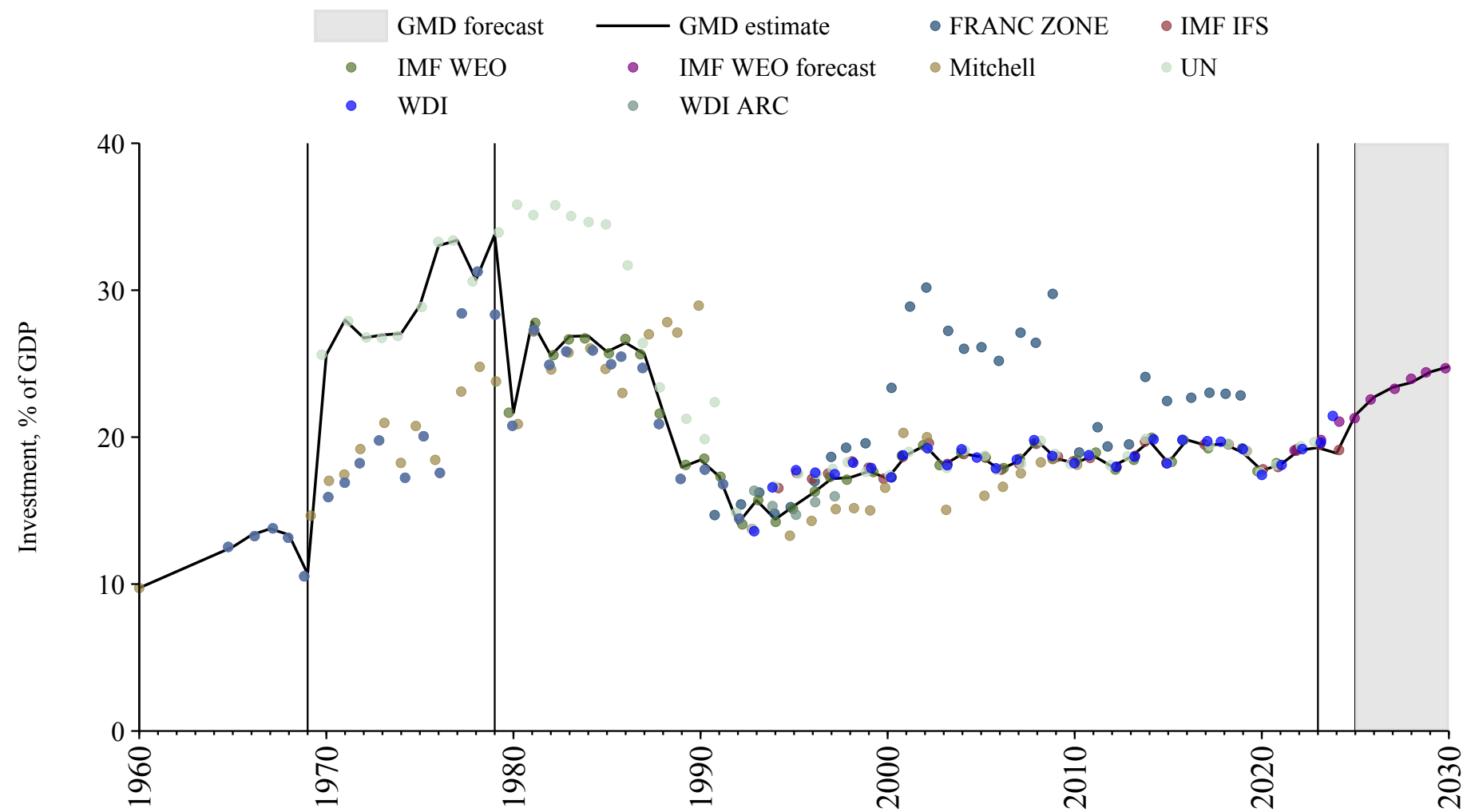
## Cambodia

Source	Time span	Notes
<a href="#">World Bank (Archives) (1999)</a>	1960 - 1969	Spliced using overlapping data in 1970.
<a href="#">United Nations (2024)</a>	1970 - 1985	Spliced using overlapping data in 1986.
<a href="#">WEO (2024a)</a>	1986 - 1999	Spliced using overlapping data in 2000.
<a href="#">Asian Development Bank (2024)</a>	2000 - 2023	Baseline source, overlaps with base year 2018.
<a href="#">World Bank (2024)</a>	2024 - 2024	Spliced using overlapping data in 2025.
<a href="#">WEO (2024b)</a>	2025 - 2030	Spliced using overlapping data in 2031.



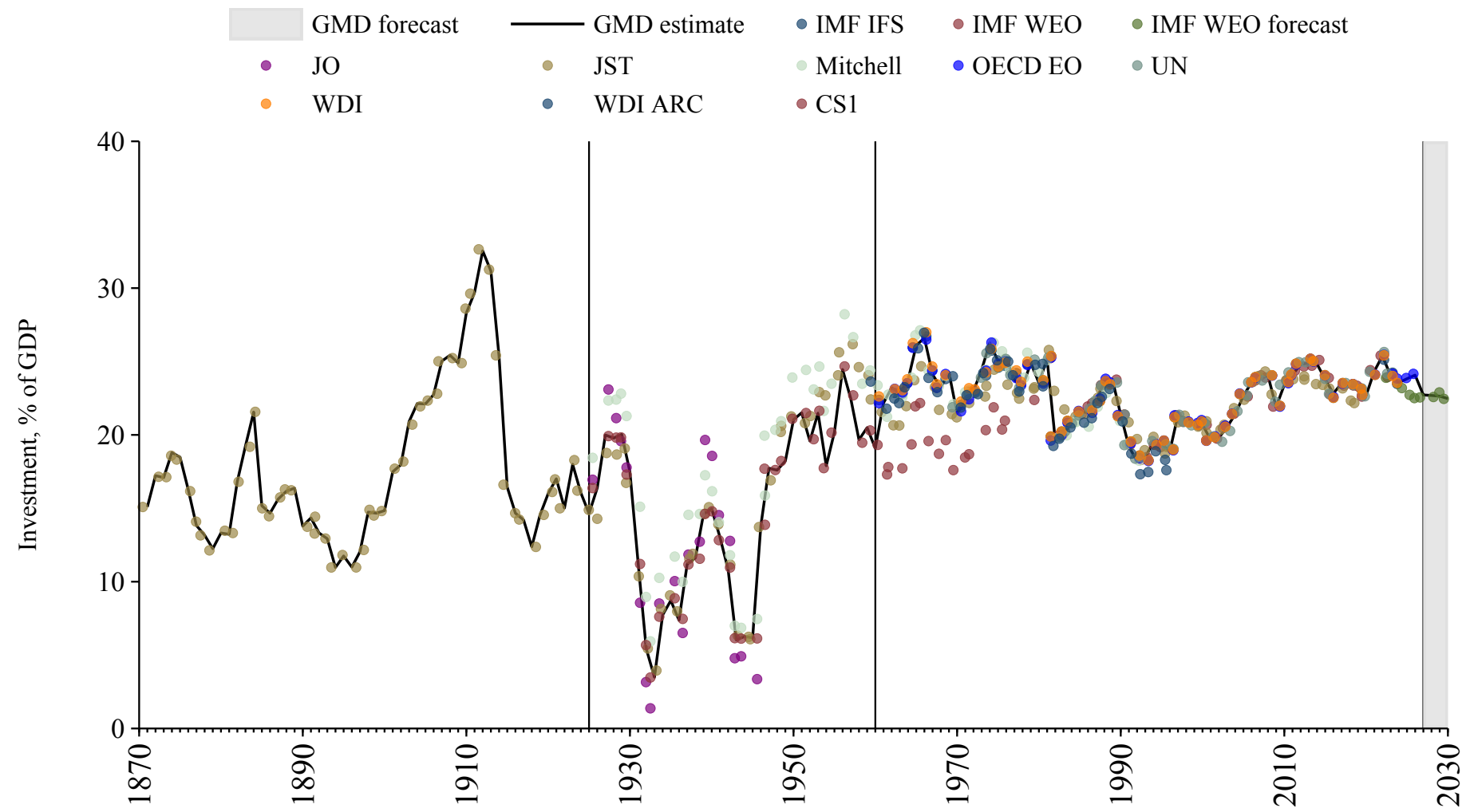
## Cameroon

Source	Time span	Notes
<a href="#">Mitchell (2013)</a>	1960 - 1960	Spliced using overlapping data in 1961.
<a href="#">World Bank (2024)</a>	1961 - 1969	Spliced using overlapping data in 1970.
<a href="#">United Nations (2024)</a>	1970 - 1979	Spliced using overlapping data in 1980.
<a href="#">WEO (2024a)</a>	1980 - 2022	Baseline source, overlaps with base year 2018.
<a href="#">International Monetary Fund (2025)</a>	2023 - 2024	Spliced using overlapping data in 2025.
<a href="#">WEO (2024b)</a>	2025 - 2030	Spliced using overlapping data in 2031.



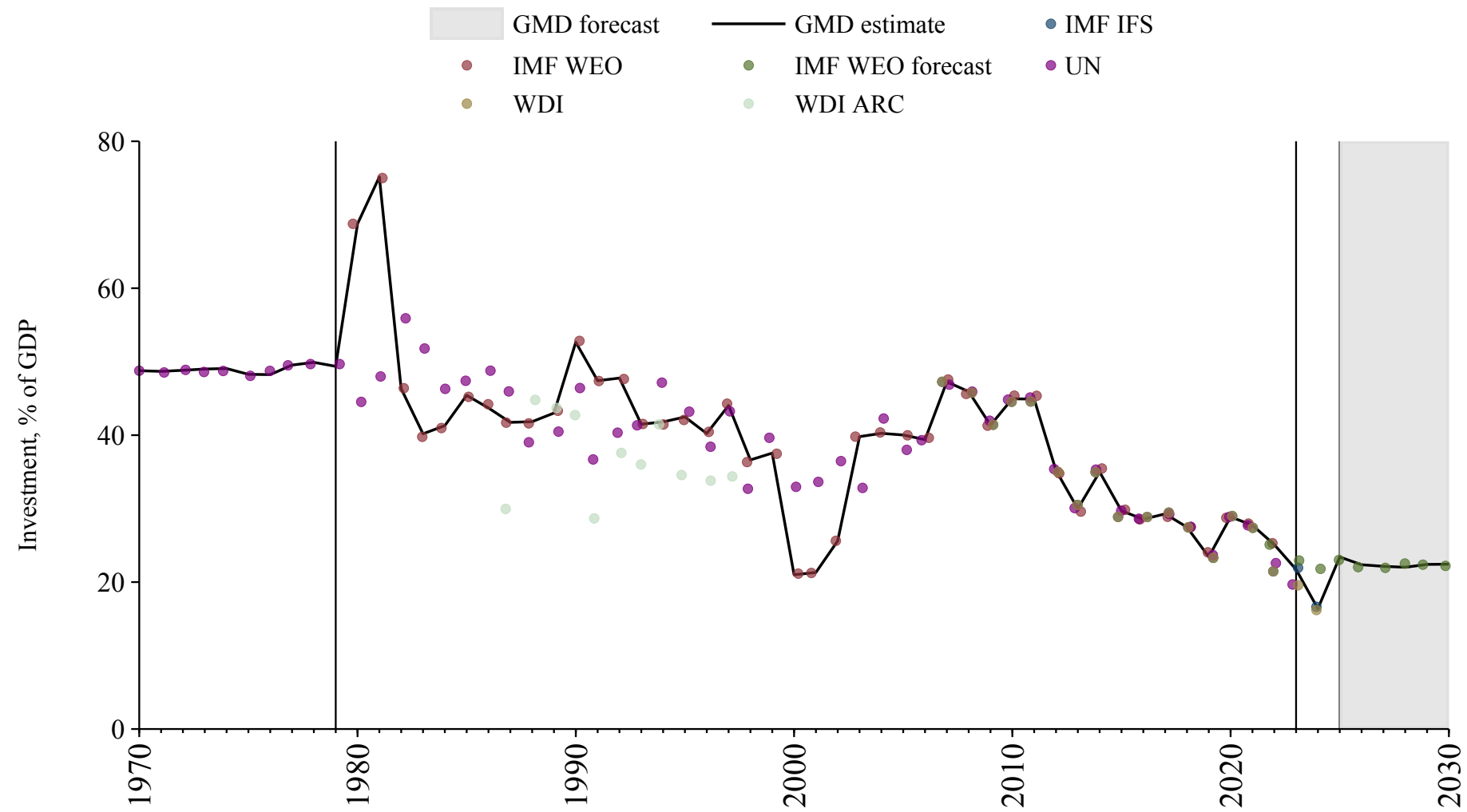
# Canada

Source	Time span	Notes
<a href="#">Jordà et al. (2017)</a>	1871 - 1925	Spliced using overlapping data in 1926.
<a href="#">Statistics Canada</a>	1926 - 1960	Spliced using overlapping data in 1961.
<a href="#">OECD Economic Outlook (2024)</a>	1961 - 2026	Baseline source, overlaps with base year 2018.
<a href="#">WEO (2024b)</a>	2027 - 2030	Spliced using overlapping data in 2031.



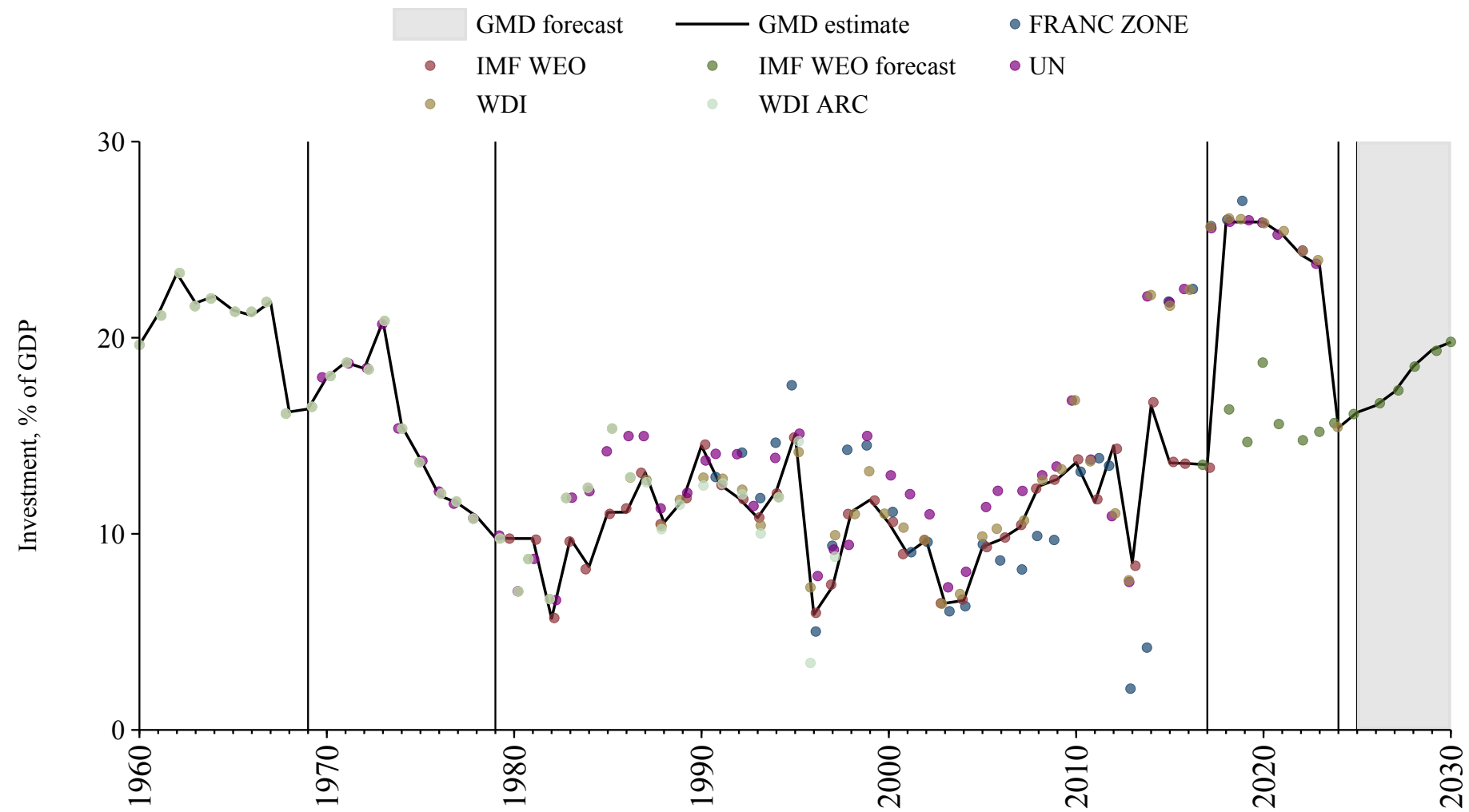
# Cape Verde

Source	Time span	Notes
<a href="#">United Nations (2024)</a>	1970 - 1979	Spliced using overlapping data in 1980.
<a href="#">WEO (2024a)</a>	1980 - 2022	Baseline source, overlaps with base year 2018.
<a href="#">International Monetary Fund (2025)</a>	2023 - 2024	Spliced using overlapping data in 2025.
<a href="#">WEO (2024b)</a>	2025 - 2030	Spliced using overlapping data in 2031.



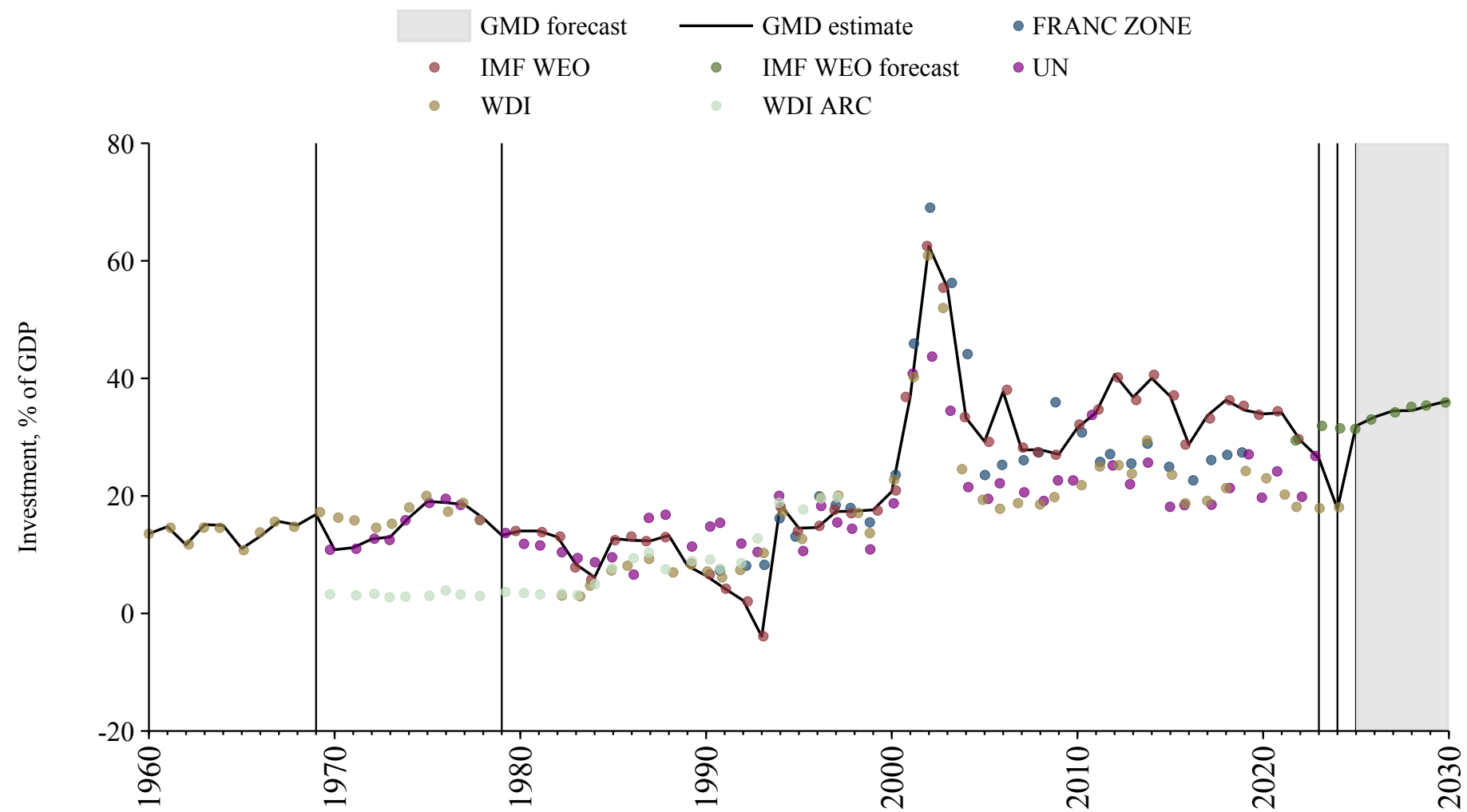
## Central African Republic

Source	Time span	Notes
<a href="#">World Bank (2024)</a>	1960 - 1969	Spliced using overlapping data in 1970.
<a href="#">United Nations (2024)</a>	1970 - 1979	Spliced using overlapping data in 1980.
<a href="#">WEO (2024a)</a>	1980 - 2017	Spliced using overlapping data in 2018.
<a href="#">United Nations (2024)</a>	2018 - 2023	Baseline source, overlaps with base year 2018.
<a href="#">World Bank (2024)</a>	2024 - 2024	Spliced using overlapping data in 2025.
<a href="#">WEO (2024b)</a>	2025 - 2030	Spliced using overlapping data in 2031.



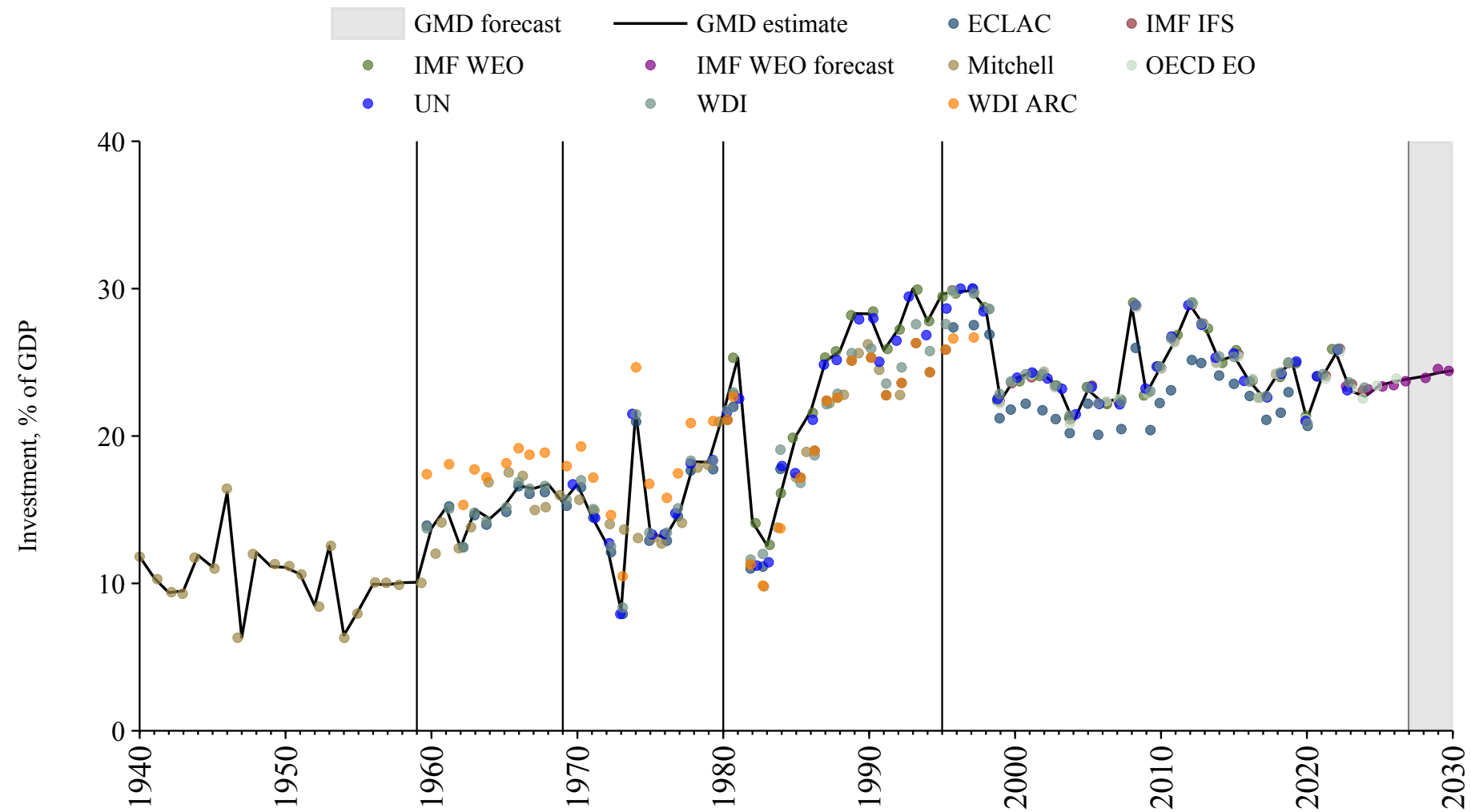
# Chad

Source	Time span	Notes
<a href="#">World Bank (2024)</a>	1960 - 1969	Spliced using overlapping data in 1970.
<a href="#">United Nations (2024)</a>	1970 - 1979	Spliced using overlapping data in 1980.
<a href="#">WEO (2024a)</a>	1980 - 2022	Baseline source, overlaps with base year 2018.
<a href="#">United Nations (2024)</a>	2023 - 2023	Spliced using overlapping data in 2024.
<a href="#">World Bank (2024)</a>	2024 - 2024	Spliced using overlapping data in 2025.
<a href="#">WEO (2024b)</a>	2025 - 2030	Spliced using overlapping data in 2031.



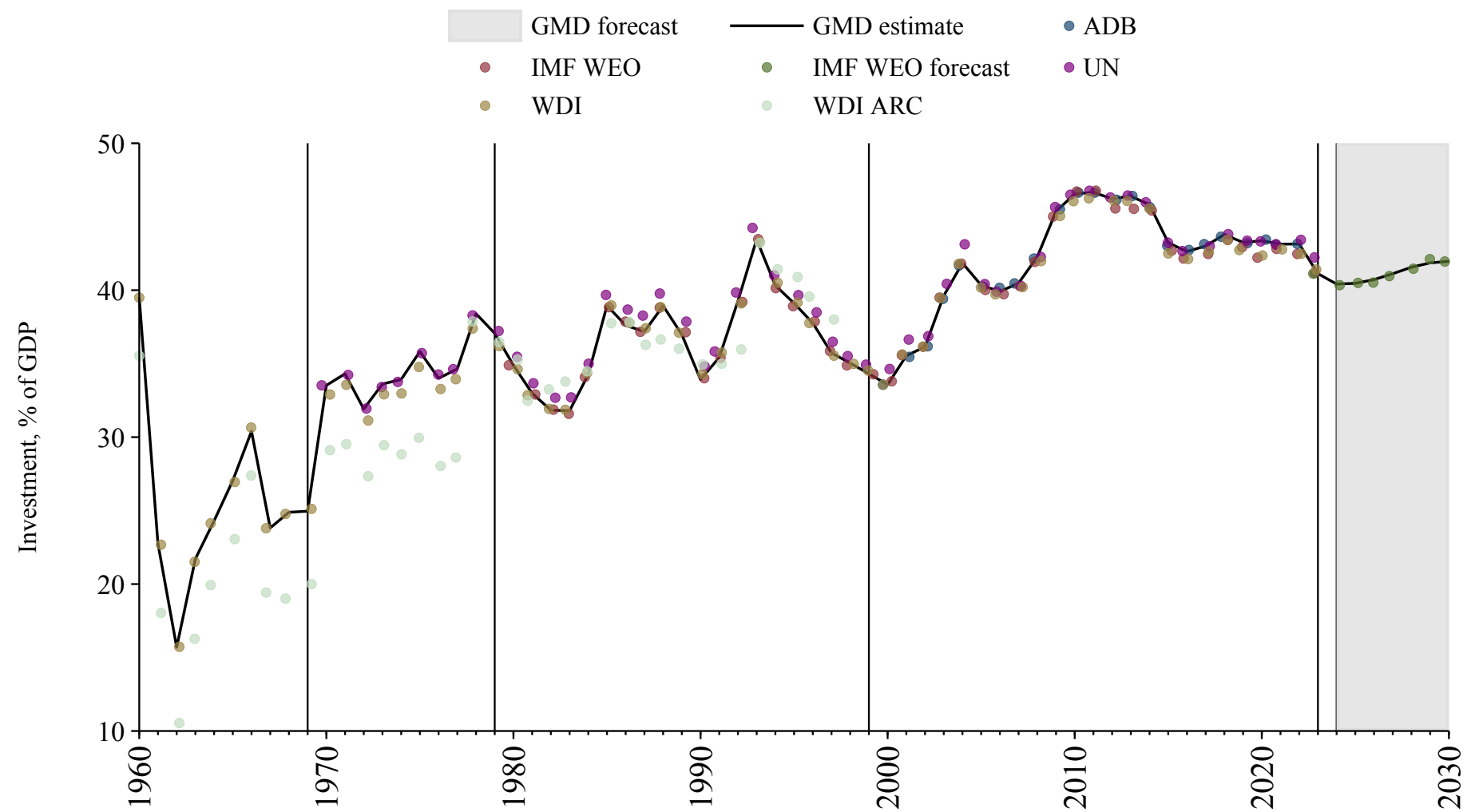
# Chile

Source	Time span	Notes
<a href="#">Mitchell (2013)</a>	1940 - 1959	Spliced using overlapping data in 1960.
<a href="#">World Bank (2024)</a>	1960 - 1969	Spliced using overlapping data in 1970.
<a href="#">United Nations (2024)</a>	1970 - 1980	Spliced using overlapping data in 1981.
<a href="#">WEO (2024a)</a>	1981 - 1995	Spliced using overlapping data in 1996.
<a href="#">OECD Economic Outlook (2024)</a>	1996 - 2026	Baseline source, overlaps with base year 2018.
<a href="#">WEO (2024b)</a>	2027 - 2030	Spliced using overlapping data in 2031.



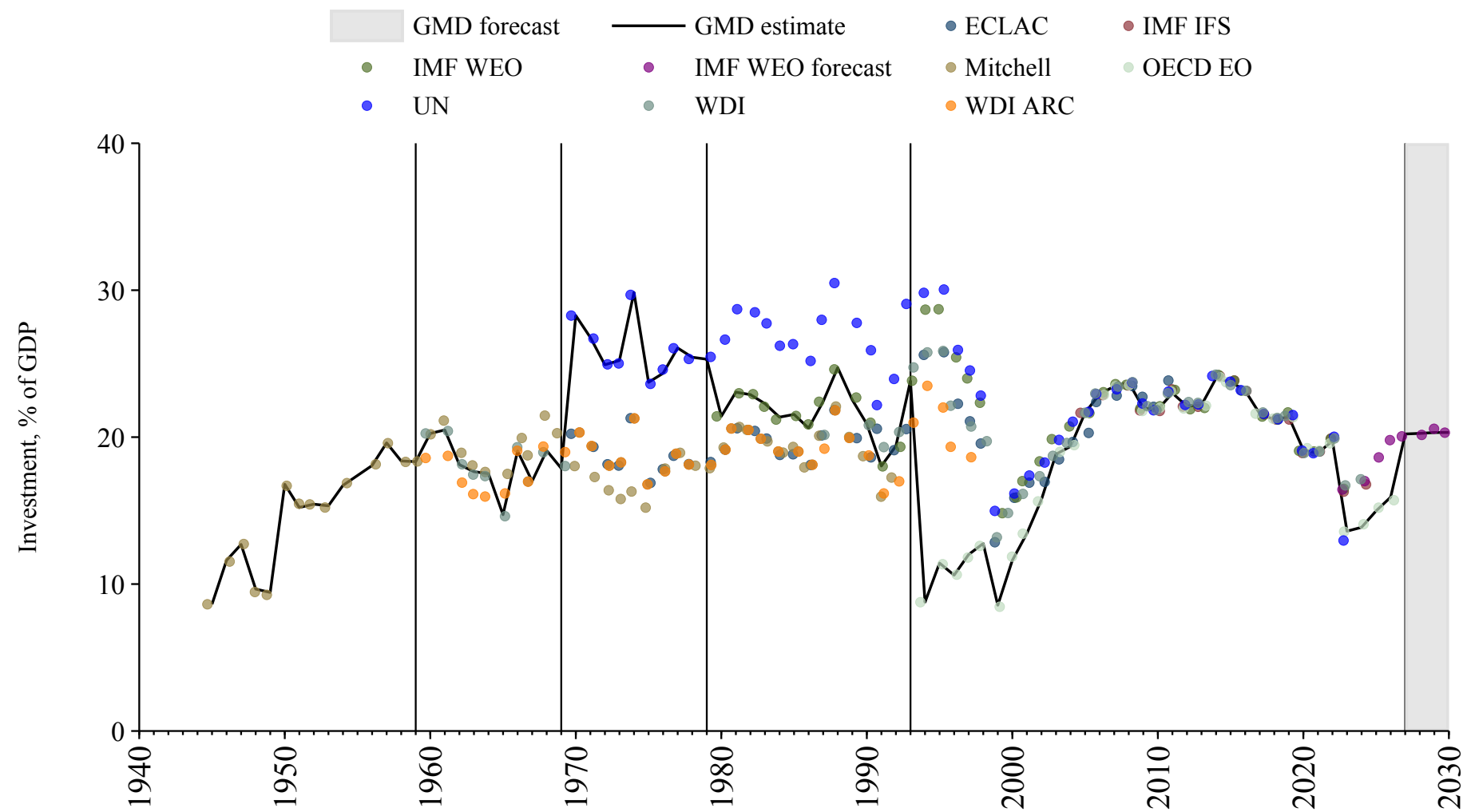
# China

Source	Time span	Notes
<a href="#">World Bank (2024)</a>	1960 - 1969	Spliced using overlapping data in 1970.
<a href="#">United Nations (2024)</a>	1970 - 1979	Spliced using overlapping data in 1980.
<a href="#">WEO (2024a)</a>	1980 - 1999	Spliced using overlapping data in 2000.
<a href="#">Asian Development Bank (2024)</a>	2000 - 2022	Baseline source, overlaps with base year 2018.
<a href="#">WEO (2024a)</a>	2023 - 2023	Spliced using overlapping data in 2024.
<a href="#">WEO (2024b)</a>	2024 - 2030	Spliced using overlapping data in 2031.



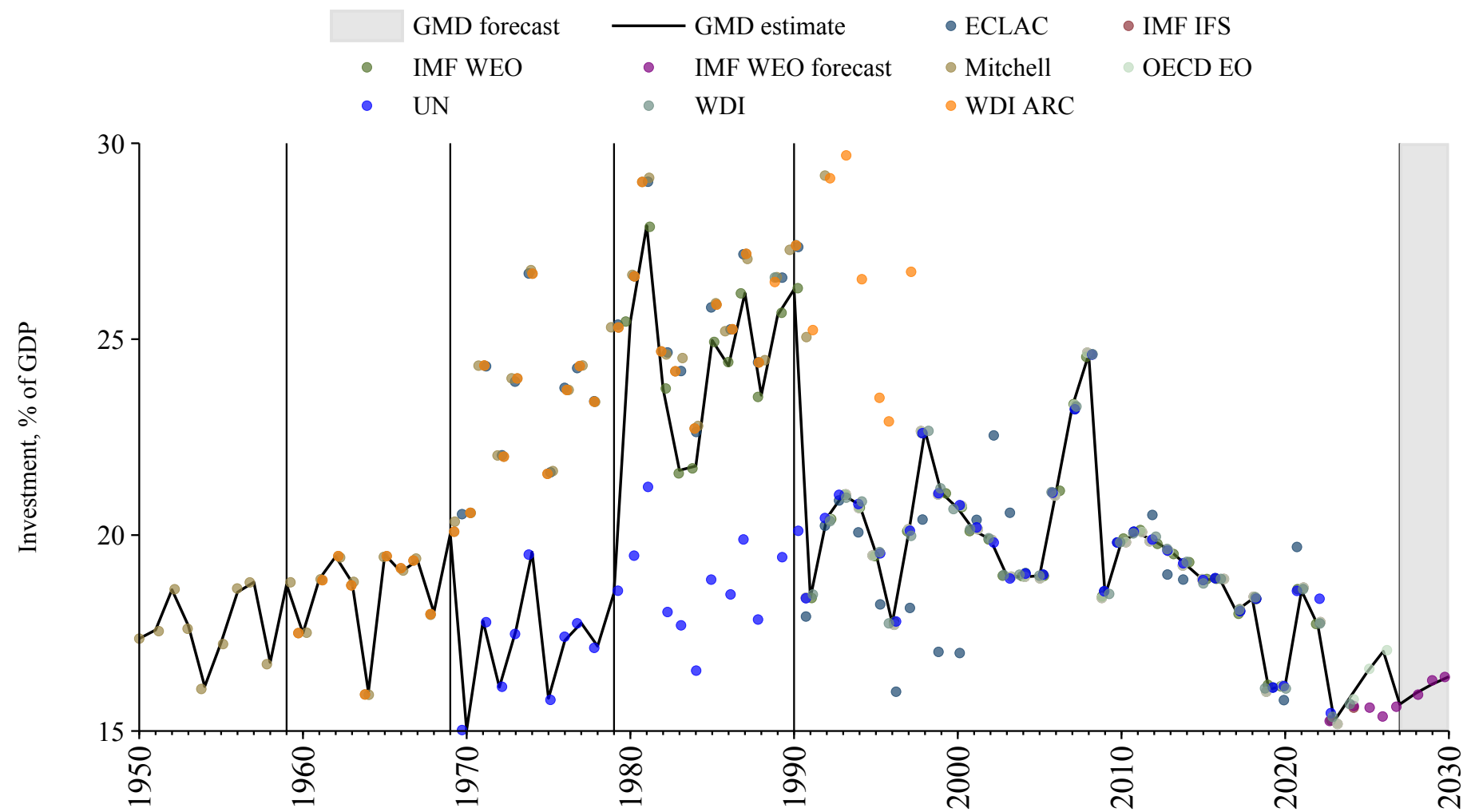
## Colombia

Source	Time span	Notes
<a href="#">Mitchell (2013)</a>	1945 - 1959	Spliced using overlapping data in 1960.
<a href="#">World Bank (2024)</a>	1960 - 1969	Spliced using overlapping data in 1970.
<a href="#">United Nations (2024)</a>	1970 - 1979	Spliced using overlapping data in 1980.
<a href="#">WEO (2024a)</a>	1980 - 1993	Spliced using overlapping data in 1994.
<a href="#">OECD Economic Outlook (2024)</a>	1994 - 2026	Baseline source, overlaps with base year 2018.
<a href="#">WEO (2024b)</a>	2027 - 2030	Spliced using overlapping data in 2031.



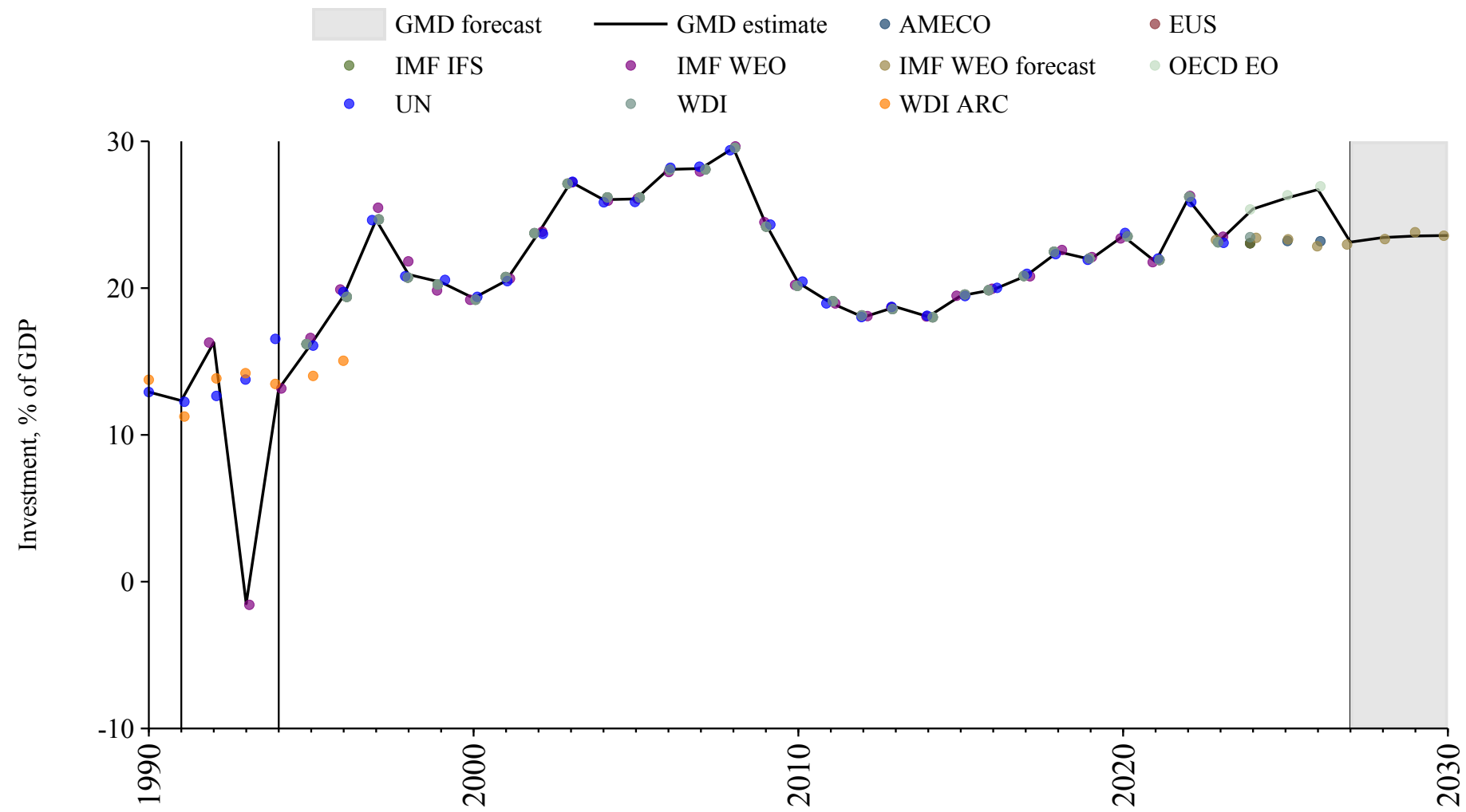
## Costa Rica

Source	Time span	Notes
<a href="#">Mitchell (2013)</a>	1950 - 1959	Spliced using overlapping data in 1960.
<a href="#">World Bank (2024)</a>	1960 - 1969	Spliced using overlapping data in 1970.
<a href="#">United Nations (2024)</a>	1970 - 1979	Spliced using overlapping data in 1980.
<a href="#">WEO (2024a)</a>	1980 - 1990	Spliced using overlapping data in 1991.
<a href="#">OECD Economic Outlook (2024)</a>	1991 - 2026	Baseline source, overlaps with base year 2018.
<a href="#">WEO (2024b)</a>	2027 - 2030	Spliced using overlapping data in 2031.



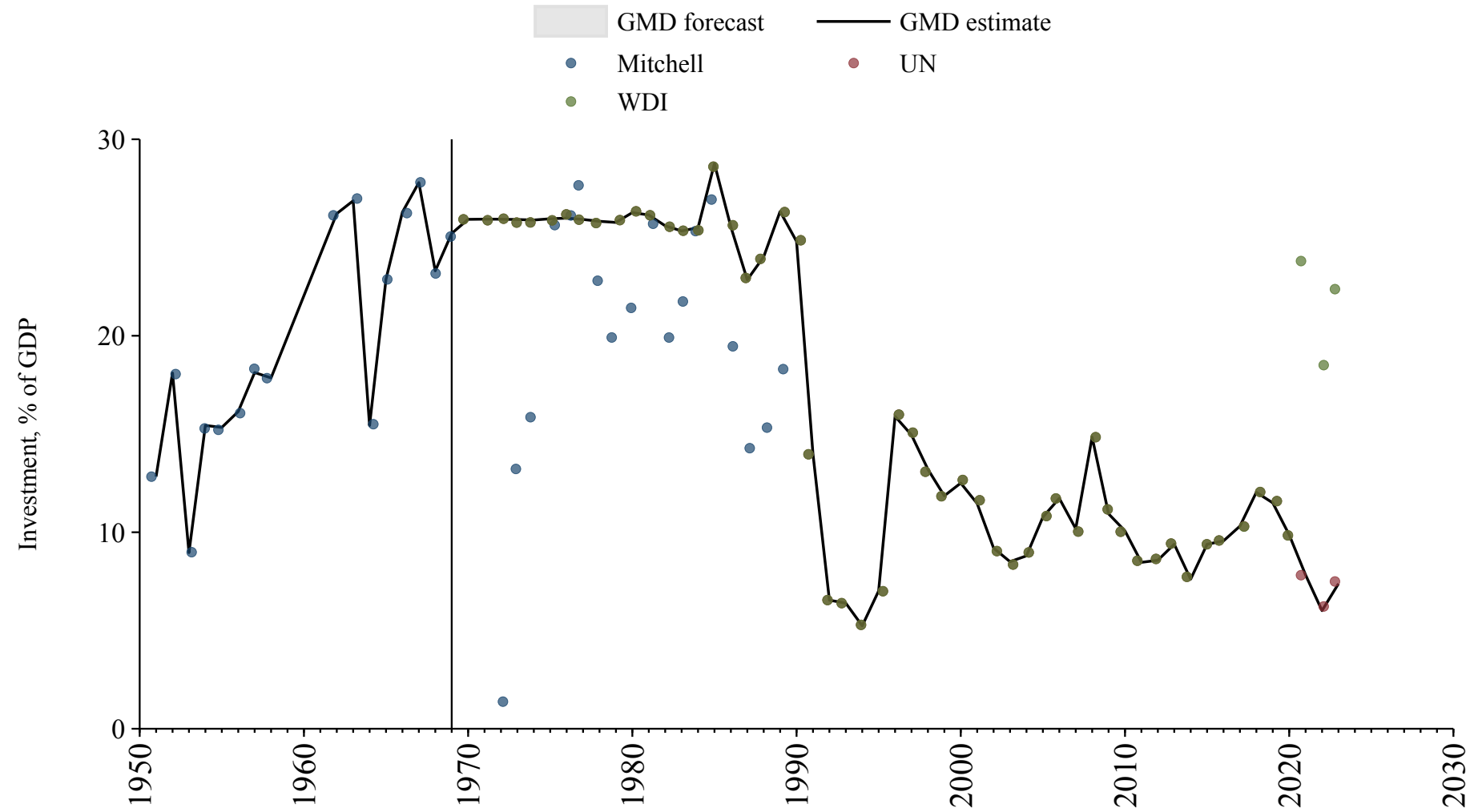
## Croatia

Source	Time span	Notes
<a href="#">United Nations (2024)</a>	1990 - 1991	Spliced using overlapping data in 1992.
<a href="#">WEO (2024a)</a>	1992 - 1994	Spliced using overlapping data in 1995.
<a href="#">OECD Economic Outlook (2024)</a>	1995 - 2026	Baseline source, overlaps with base year 2018.
<a href="#">WEO (2024b)</a>	2027 - 2030	Spliced using overlapping data in 2031.



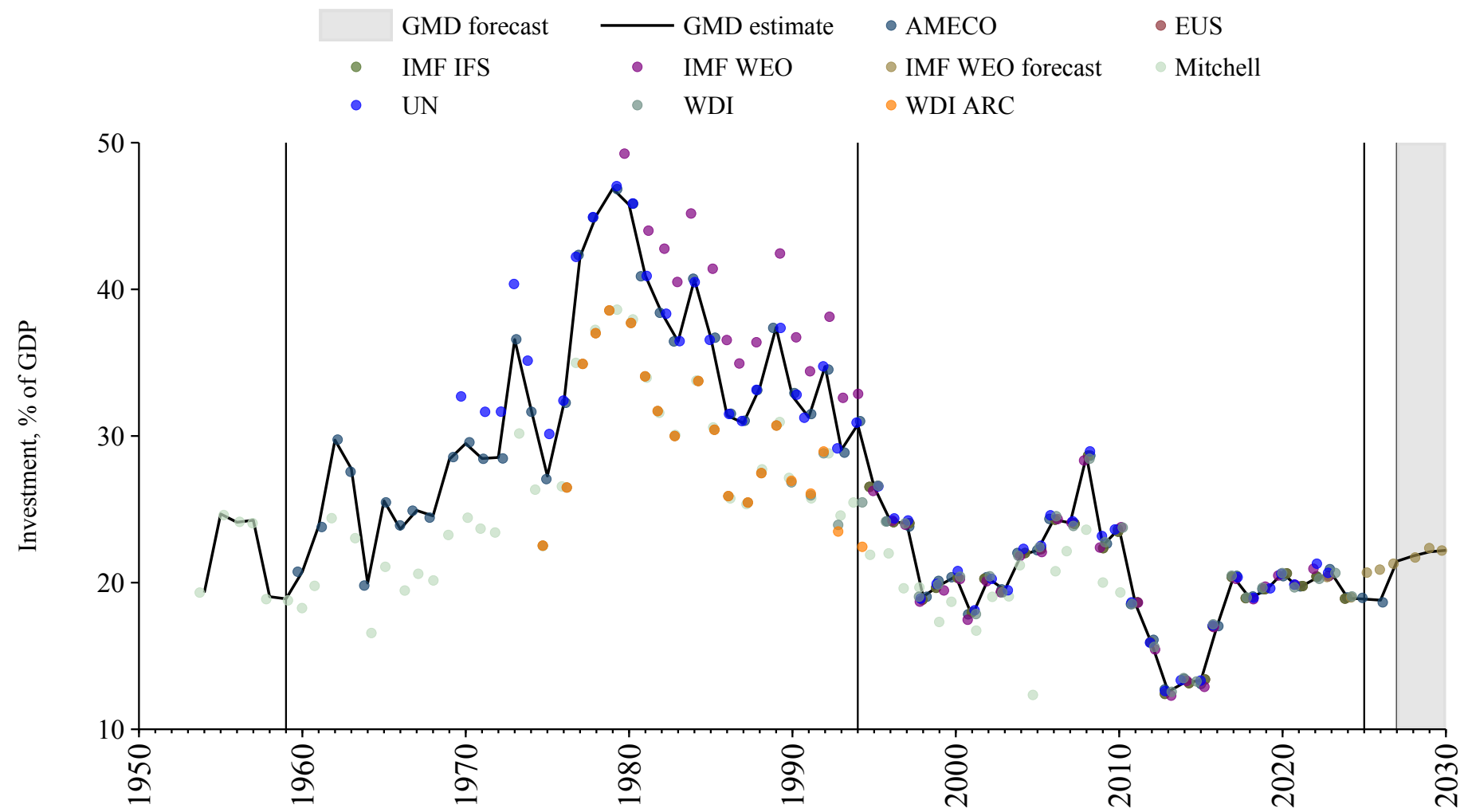
# Cuba

Source	Time span	Notes
<a href="#">Mitchell (2013)</a>	1951 - 1969	Spliced using overlapping data in 1970.
<a href="#">United Nations (2024)</a>	1970 - 2023	Baseline source, overlaps with base year 2018.



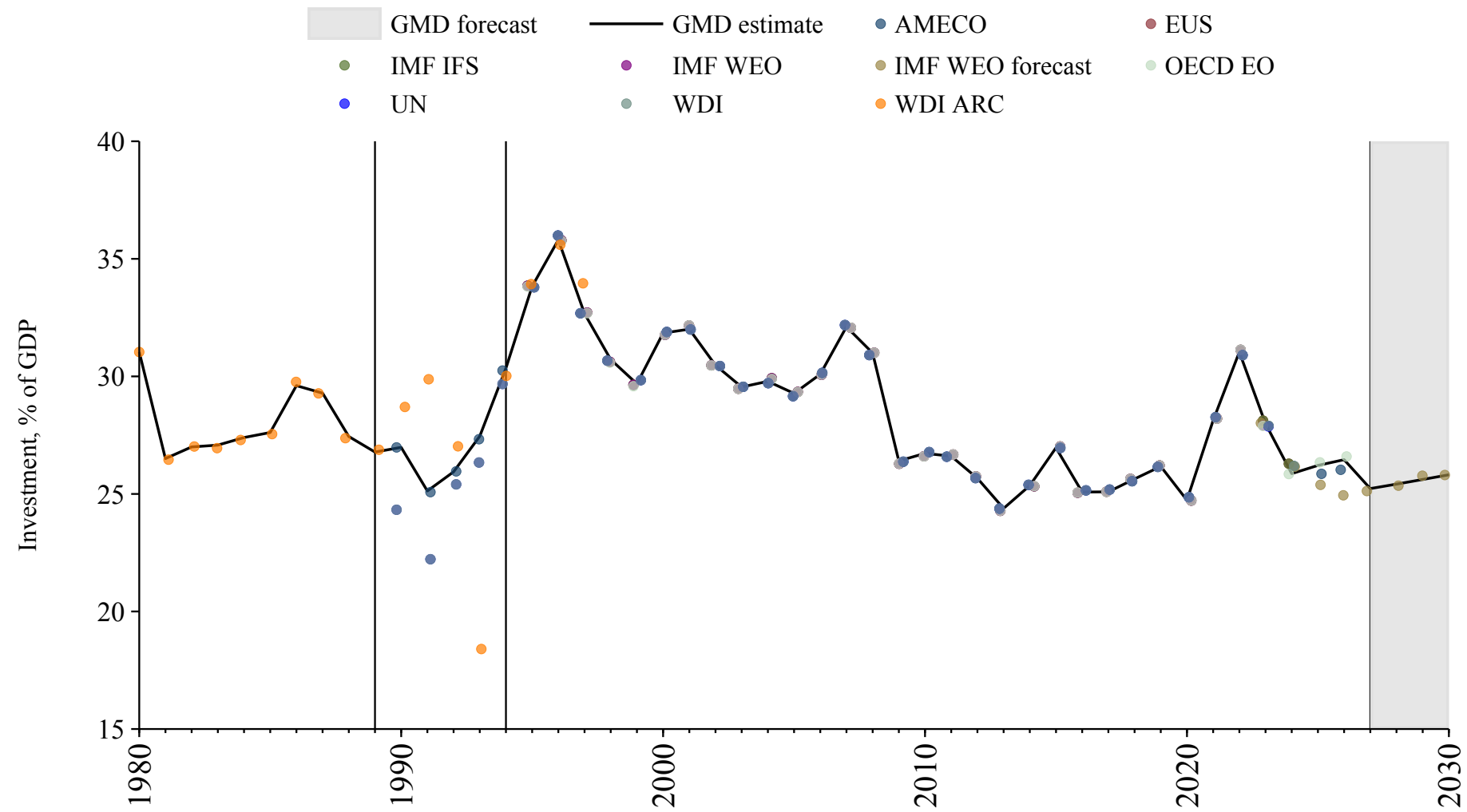
# Cyprus

Source	Time span	Notes
<a href="#">Mitchell (2013)</a>	1954 - 1959	Spliced using overlapping data in 1960.
<a href="#">European Commission (2024)</a>	1960 - 1994	Spliced using overlapping data in 1995.
<a href="#">Commission (2024)</a>	1995 - 2024	Baseline source, overlaps with base year 2018.
<a href="#">European Commission (2024)</a>	2025 - 2026	Spliced using overlapping data in 2027.
<a href="#">WEO (2024b)</a>	2027 - 2030	Spliced using overlapping data in 2031.



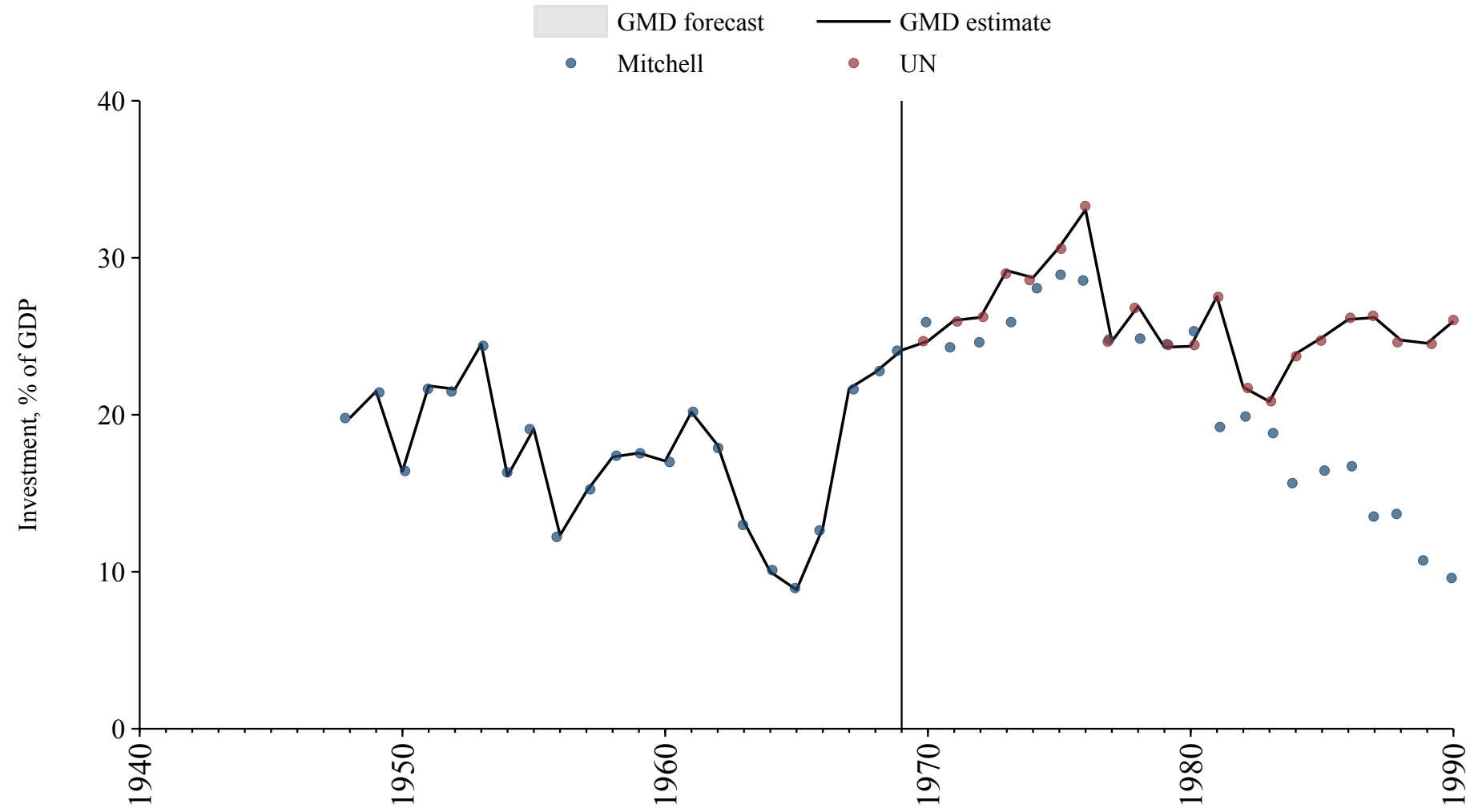
## Czech Republic

Source	Time span	Notes
<a href="#">World Bank (Archives) (1999)</a>	1980 - 1989	Spliced using overlapping data in 1990.
<a href="#">European Commission (2024)</a>	1990 - 1994	Spliced using overlapping data in 1995.
<a href="#">OECD Economic Outlook (2024)</a>	1995 - 2026	Baseline source, overlaps with base year 2018.
<a href="#">WEO (2024b)</a>	2027 - 2030	Spliced using overlapping data in 2031.



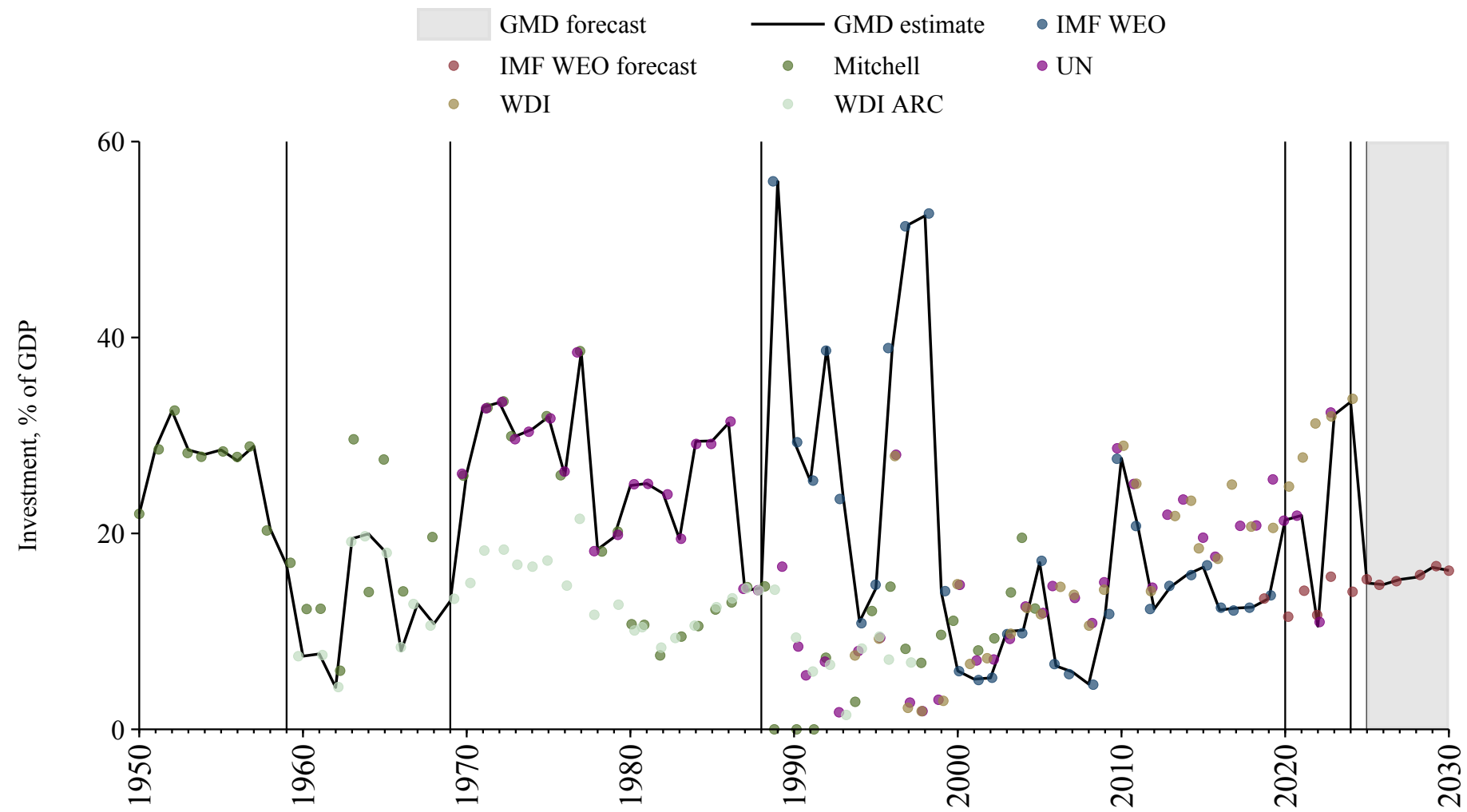
## Czechoslovakia

Source	Time span	Notes
<a href="#">Mitchell (2013)</a>	1948 - 1969	Spliced using overlapping data in 1970.
<a href="#">United Nations (2024)</a>	1970 - 1990	Spliced using overlapping data in 1991.



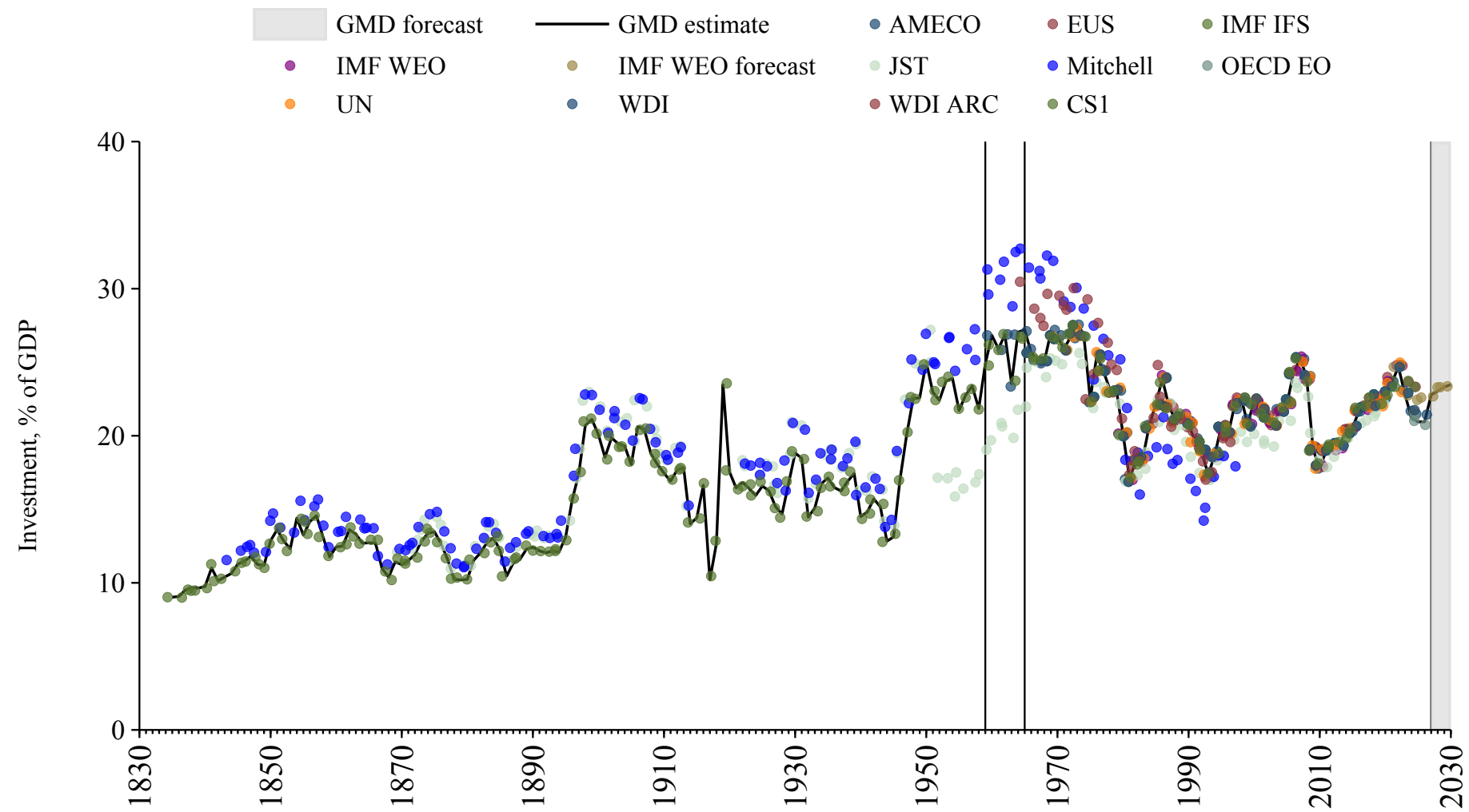
## Democratic Republic of the Congo

Source	Time span	Notes
<a href="#">Mitchell (2013)</a>	1950 - 1959	Spliced using overlapping data in 1960.
<a href="#">World Bank (Archives) (1999)</a>	1960 - 1969	Spliced using overlapping data in 1970.
<a href="#">United Nations (2024)</a>	1970 - 1988	Spliced using overlapping data in 1989.
<a href="#">WEO (2024a)</a>	1989 - 2019	Baseline source, overlaps with base year 2018.
<a href="#">United Nations (2024)</a>	2020 - 2023	Spliced using overlapping data in 2024.
<a href="#">World Bank (2024)</a>	2024 - 2024	Spliced using overlapping data in 2025.
<a href="#">WEO (2024b)</a>	2025 - 2030	Spliced using overlapping data in 2031.



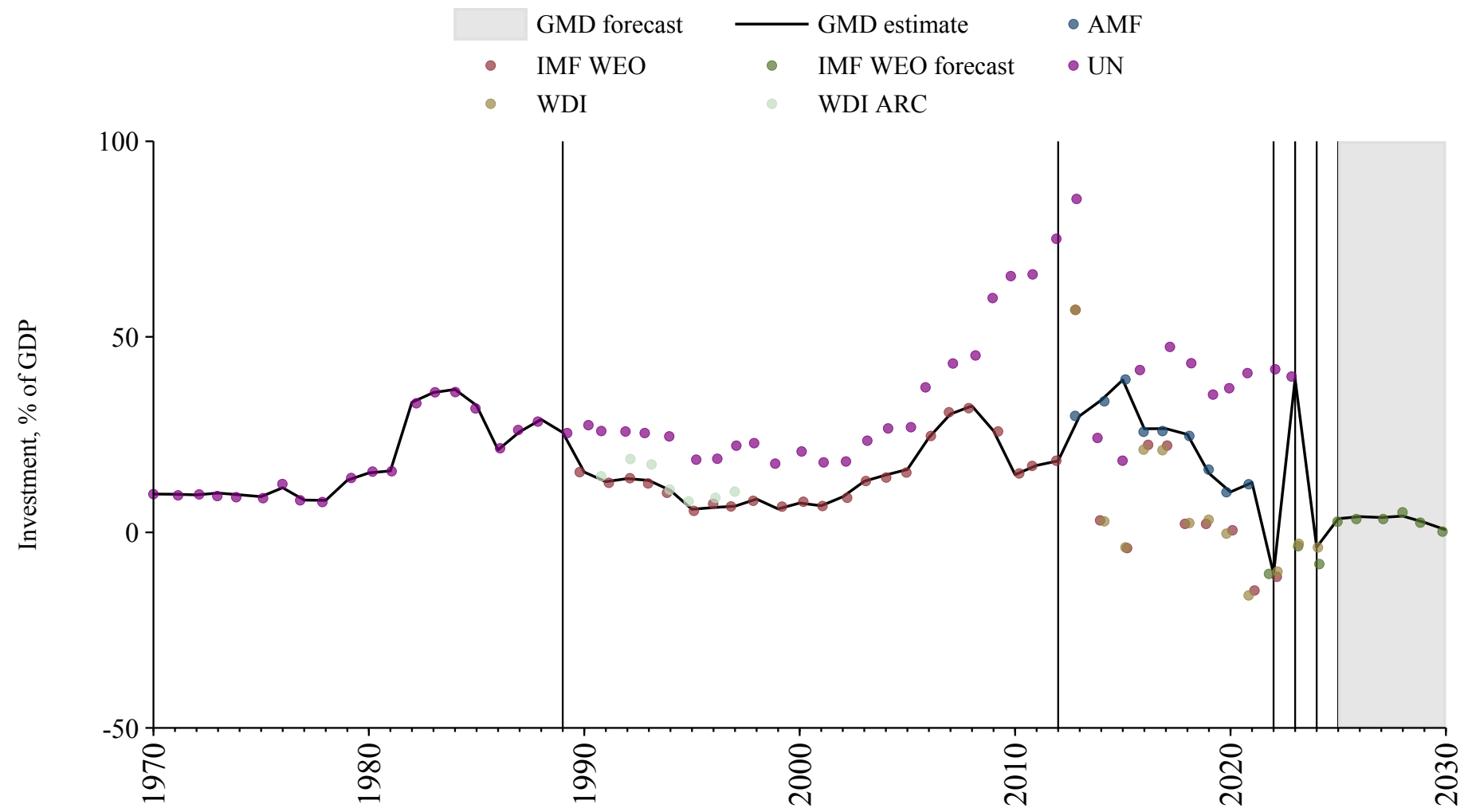
## Denmark

Source	Time span	Notes
<a href="#">Abildgren (2017)</a>	1835 - 1959	Spliced using overlapping data in 1960.
<a href="#">European Commission (2024)</a>	1960 - 1965	Spliced using overlapping data in 1966.
<a href="#">OECD Economic Outlook (2024)</a>	1966 - 2026	Baseline source, overlaps with base year 2018.
<a href="#">WEO (2024b)</a>	2027 - 2030	Spliced using overlapping data in 2031.



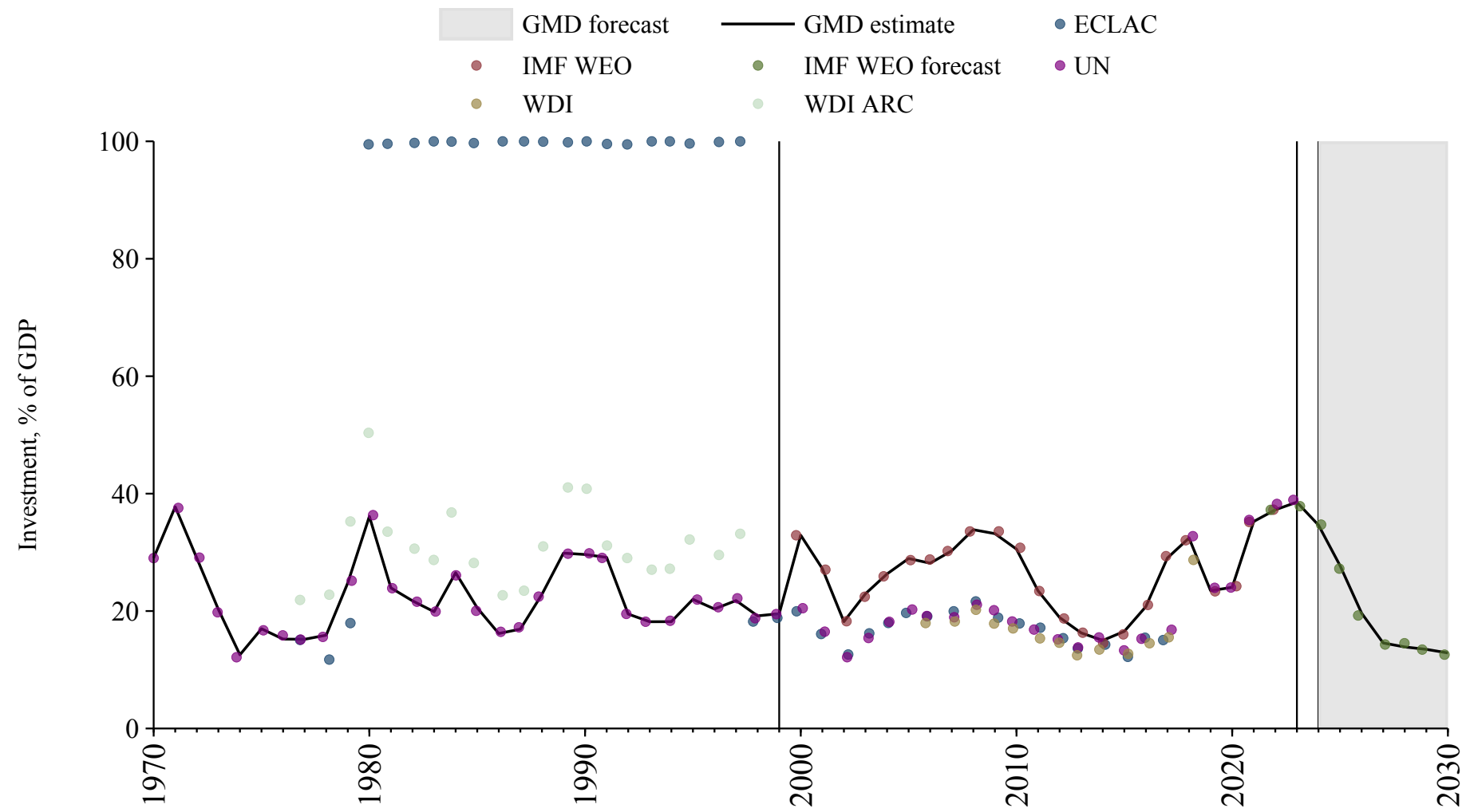
# Djibouti

Source	Time span	Notes
<a href="#">United Nations (2024)</a>	1970 - 1989	Spliced using overlapping data in 1990.
<a href="#">WEO (2024a)</a>	1990 - 2012	Spliced using overlapping data in 2013.
<a href="#">Arab Monetary Fund (2024)</a>	2013 - 2021	Baseline source, overlaps with base year 2018.
<a href="#">WEO (2024a)</a>	2022 - 2022	Spliced using overlapping data in 2023.
<a href="#">United Nations (2024)</a>	2023 - 2023	Spliced using overlapping data in 2024.
<a href="#">World Bank (2024)</a>	2024 - 2024	Spliced using overlapping data in 2025.
<a href="#">WEO (2024b)</a>	2025 - 2030	Spliced using overlapping data in 2031.



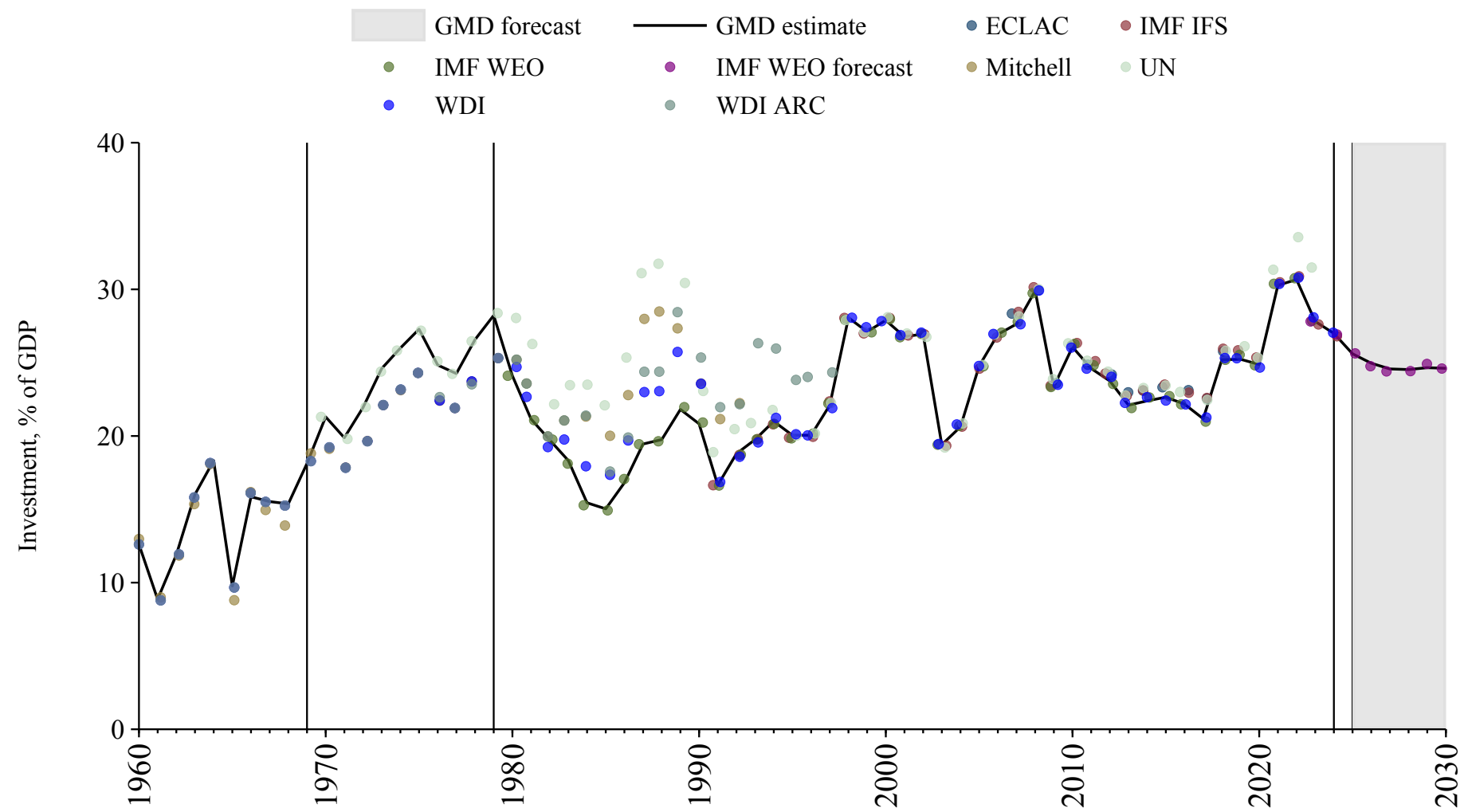
## Dominica

Source	Time span	Notes
<a href="#">United Nations (2024)</a>	1970 - 1999	Spliced using overlapping data in 2000.
<a href="#">WEO (2024a)</a>	2000 - 2022	Baseline source, overlaps with base year 2018.
<a href="#">United Nations (2024)</a>	2023 - 2023	Spliced using overlapping data in 2024.
<a href="#">WEO (2024b)</a>	2024 - 2030	Spliced using overlapping data in 2031.



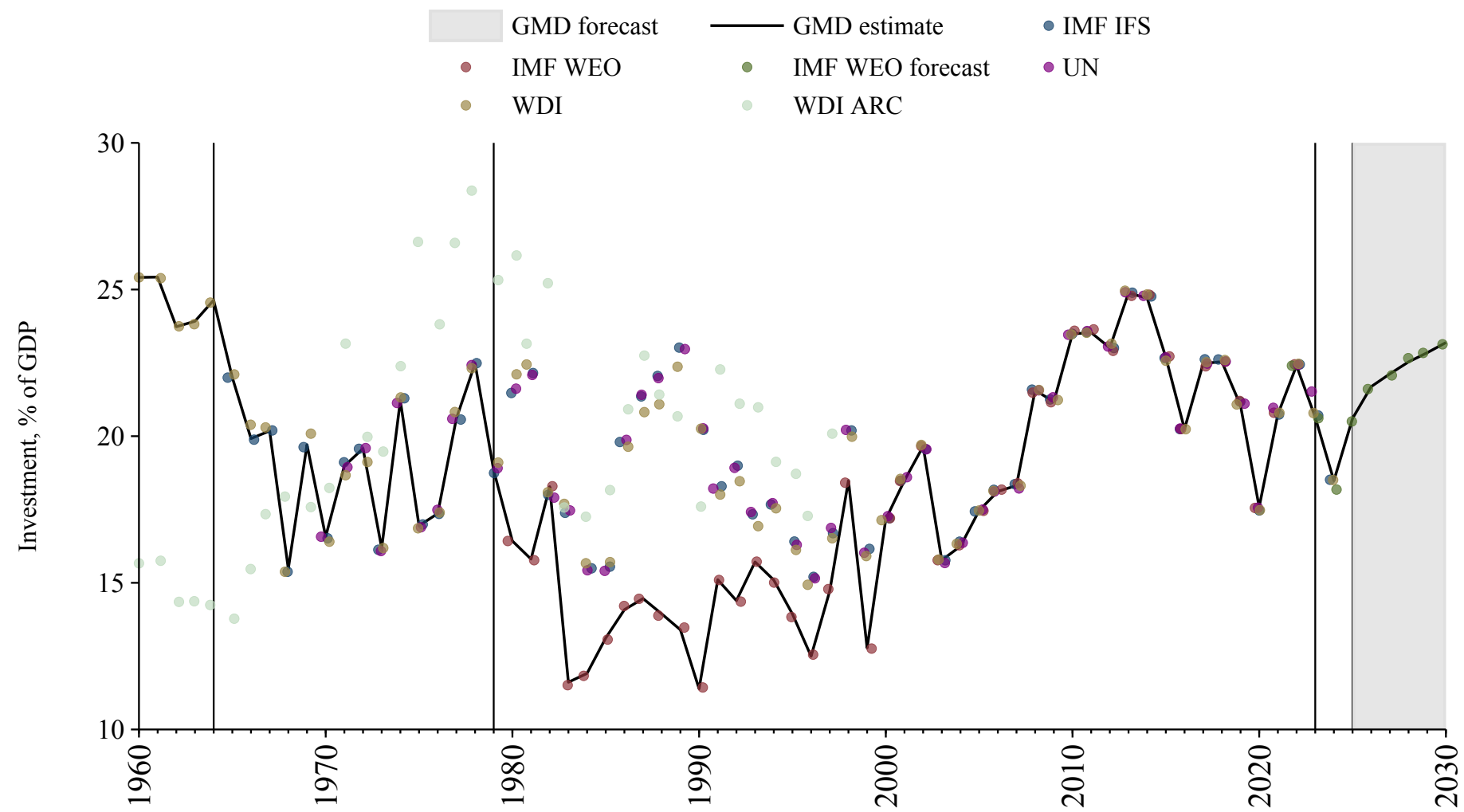
## Dominican Republic

Source	Time span	Notes
<a href="#">World Bank (2024)</a>	1960 - 1969	Spliced using overlapping data in 1970.
<a href="#">United Nations (2024)</a>	1970 - 1979	Spliced using overlapping data in 1980.
<a href="#">WEO (2024a)</a>	1980 - 2023	Baseline source, overlaps with base year 2018.
<a href="#">International Monetary Fund (2025)</a>	2024 - 2024	Spliced using overlapping data in 2025.
<a href="#">WEO (2024b)</a>	2025 - 2030	Spliced using overlapping data in 2031.



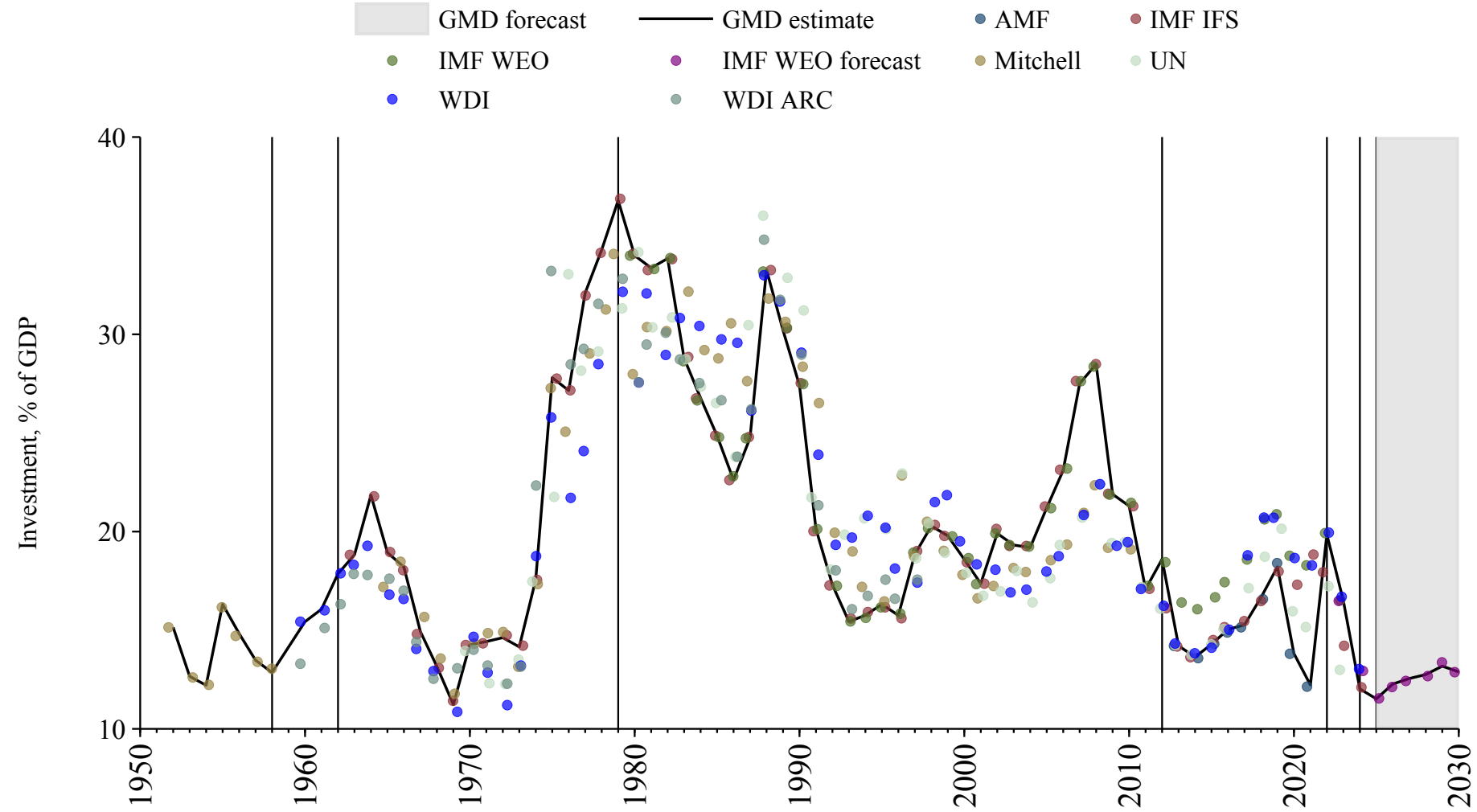
## Ecuador

Source	Time span	Notes
<a href="#">World Bank (2024)</a>	1960 - 1964	Spliced using overlapping data in 1965.
<a href="#">International Monetary Fund (2025)</a>	1965 - 1979	Spliced using overlapping data in 1980.
<a href="#">WEO (2024a)</a>	1980 - 2022	Baseline source, overlaps with base year 2018.
<a href="#">International Monetary Fund (2025)</a>	2023 - 2024	Spliced using overlapping data in 2025.
<a href="#">WEO (2024b)</a>	2025 - 2030	Spliced using overlapping data in 2031.



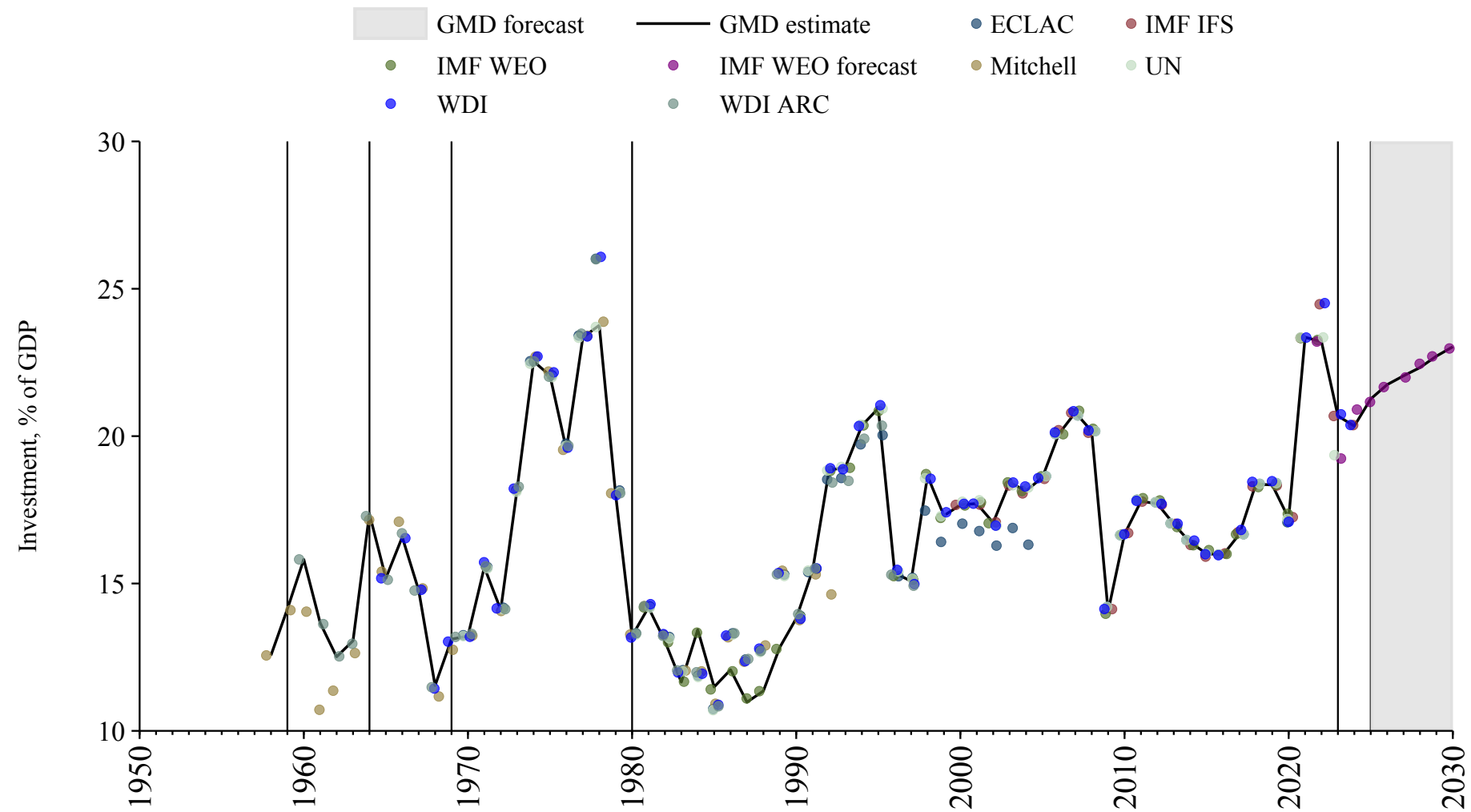
# Egypt

Source	Time span	Notes
<a href="#">Mitchell (2013)</a>	1952 - 1958	Spliced using overlapping data in 1959.
<a href="#">World Bank (2024)</a>	1959 - 1962	Spliced using overlapping data in 1963.
<a href="#">International Monetary Fund (2025)</a>	1963 - 1979	Spliced using overlapping data in 1980.
<a href="#">WEO (2024a)</a>	1980 - 2012	Spliced using overlapping data in 2013.
<a href="#">Arab Monetary Fund (2024)</a>	2013 - 2021	Baseline source, overlaps with base year 2018.
<a href="#">WEO (2024a)</a>	2022 - 2023	Spliced using overlapping data in 2024.
<a href="#">International Monetary Fund (2025)</a>	2024 - 2024	Spliced using overlapping data in 2025.
<a href="#">WEO (2024b)</a>	2025 - 2030	Spliced using overlapping data in 2031.



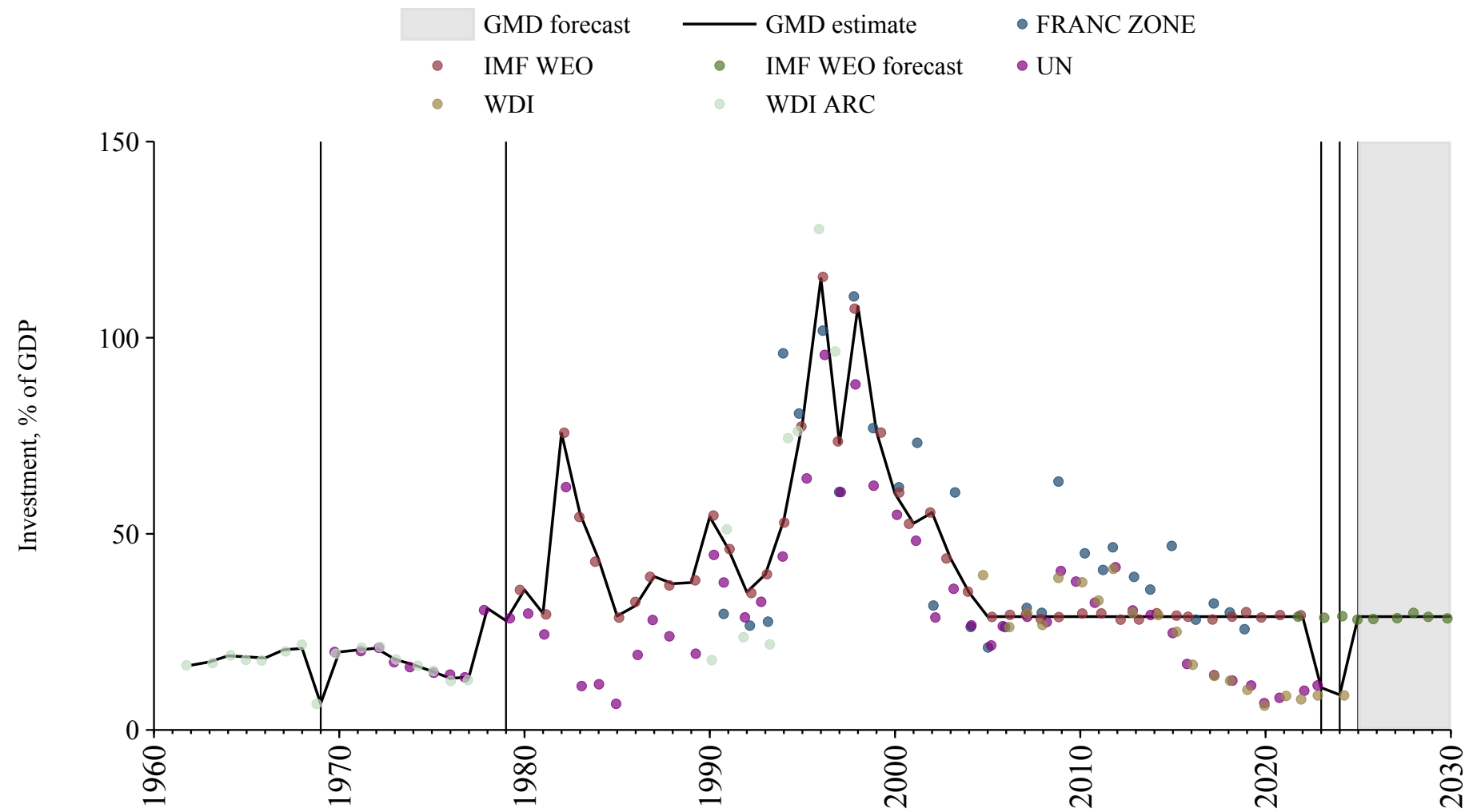
## El Salvador

Source	Time span	Notes
<a href="#">Mitchell (2013)</a>	1958 - 1959	Spliced using overlapping data in 1960.
<a href="#">World Bank (Archives) (1999)</a>	1960 - 1964	Spliced using overlapping data in 1965.
<a href="#">World Bank (2024)</a>	1965 - 1969	Spliced using overlapping data in 1970.
<a href="#">United Nations (2024)</a>	1970 - 1980	Spliced using overlapping data in 1981.
<a href="#">WEO (2024a)</a>	1981 - 2022	Baseline source, overlaps with base year 2018.
<a href="#">International Monetary Fund (2025)</a>	2023 - 2024	Spliced using overlapping data in 2025.
<a href="#">WEO (2024b)</a>	2025 - 2030	Spliced using overlapping data in 2031.



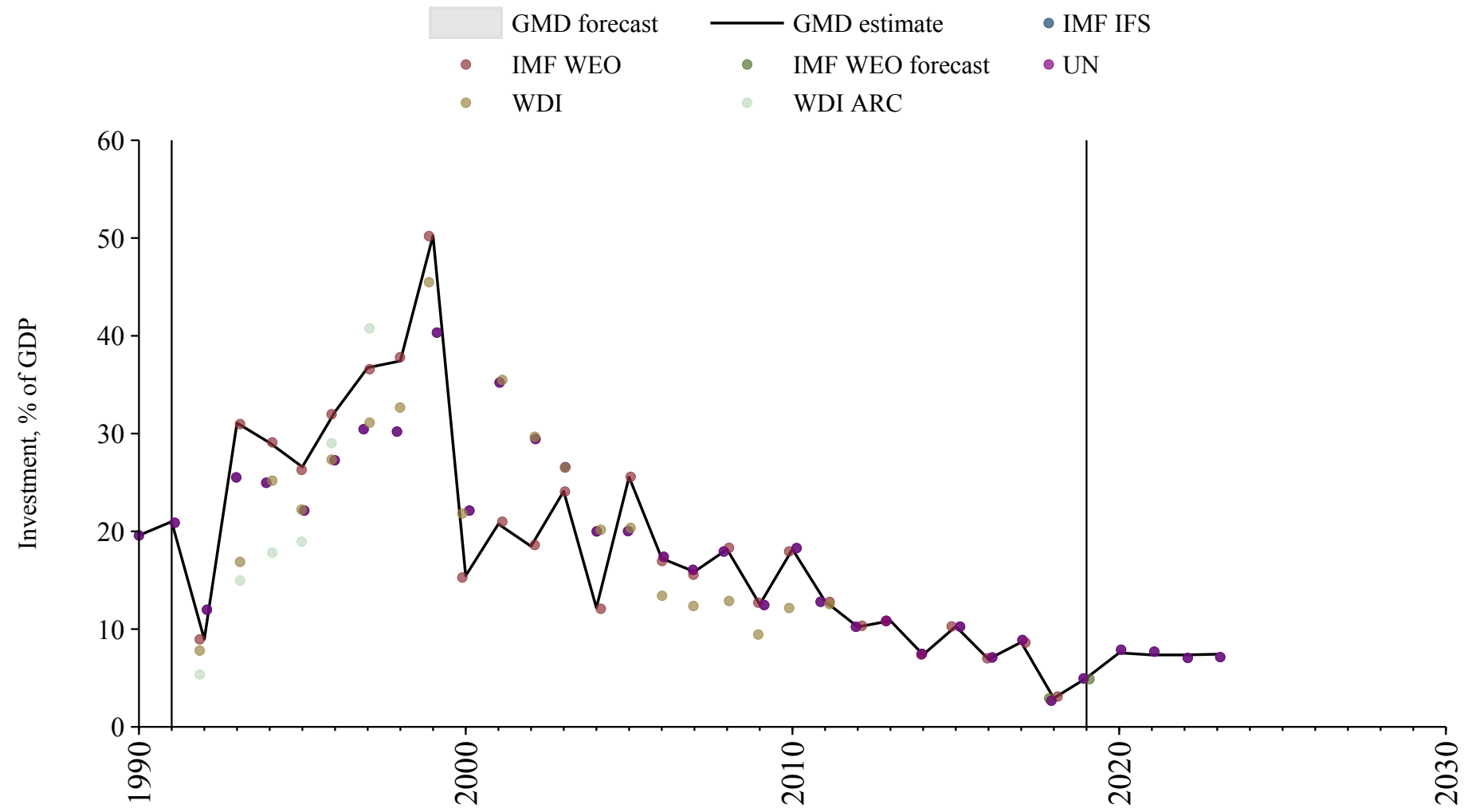
## Equatorial Guinea

Source	Time span	Notes
<a href="#">World Bank (Archives) (1999)</a>	1962 - 1969	Spliced using overlapping data in 1970.
<a href="#">United Nations (2024)</a>	1970 - 1979	Spliced using overlapping data in 1980.
<a href="#">WEO (2024a)</a>	1980 - 2022	Baseline source, overlaps with base year 2018.
<a href="#">United Nations (2024)</a>	2023 - 2023	Spliced using overlapping data in 2024.
<a href="#">World Bank (2024)</a>	2024 - 2024	Spliced using overlapping data in 2025.
<a href="#">WEO (2024b)</a>	2025 - 2030	Spliced using overlapping data in 2031.



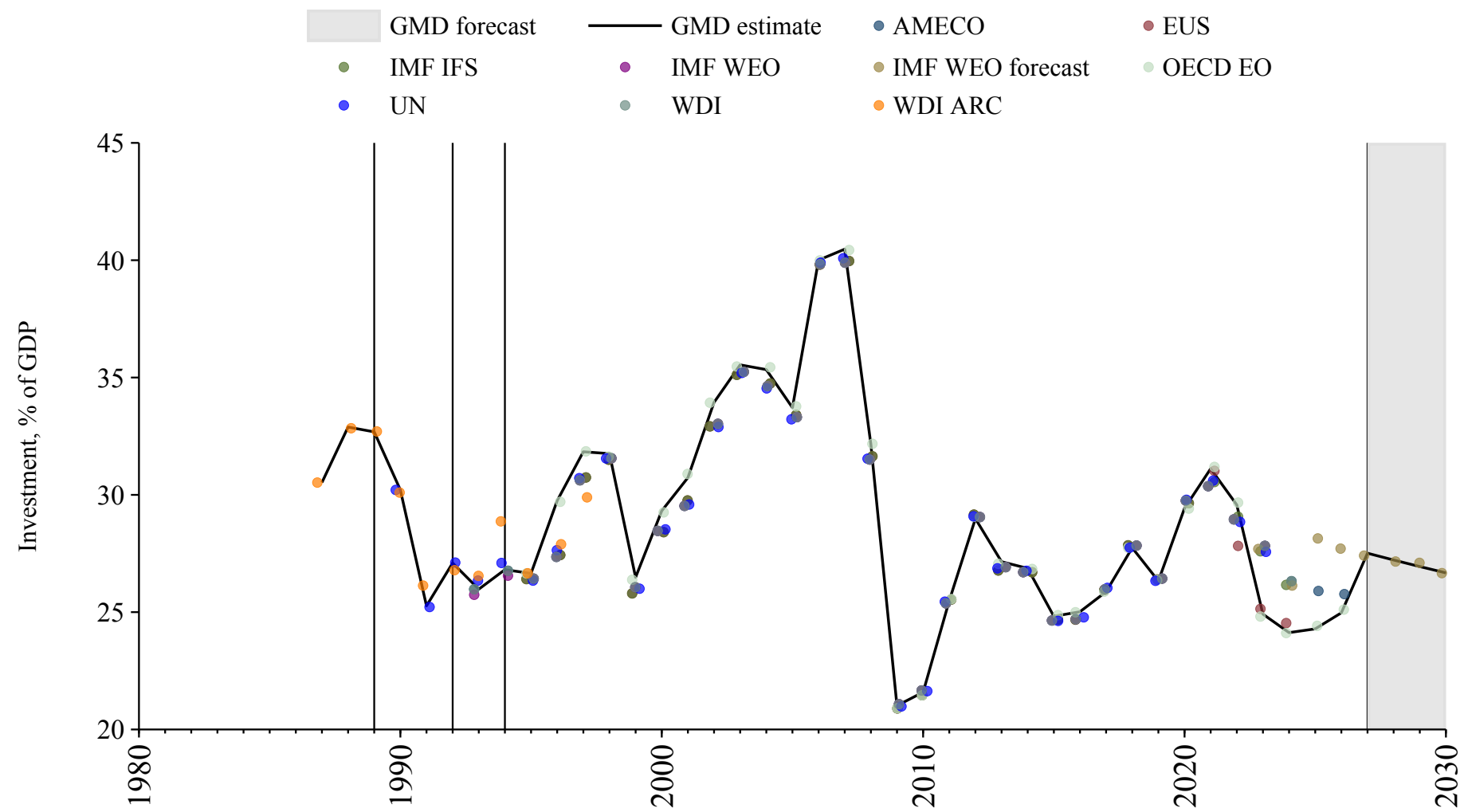
## Eritrea

Source	Time span	Notes
<a href="#">International Monetary Fund (2025)</a>	1990 - 1991	Spliced using overlapping data in 1992.
<a href="#">WEO (2024a)</a>	1992 - 2018	Spliced using overlapping data in 2019.
<a href="#">International Monetary Fund (2025)</a>	2019 - 2023	Spliced using overlapping data in 2024.



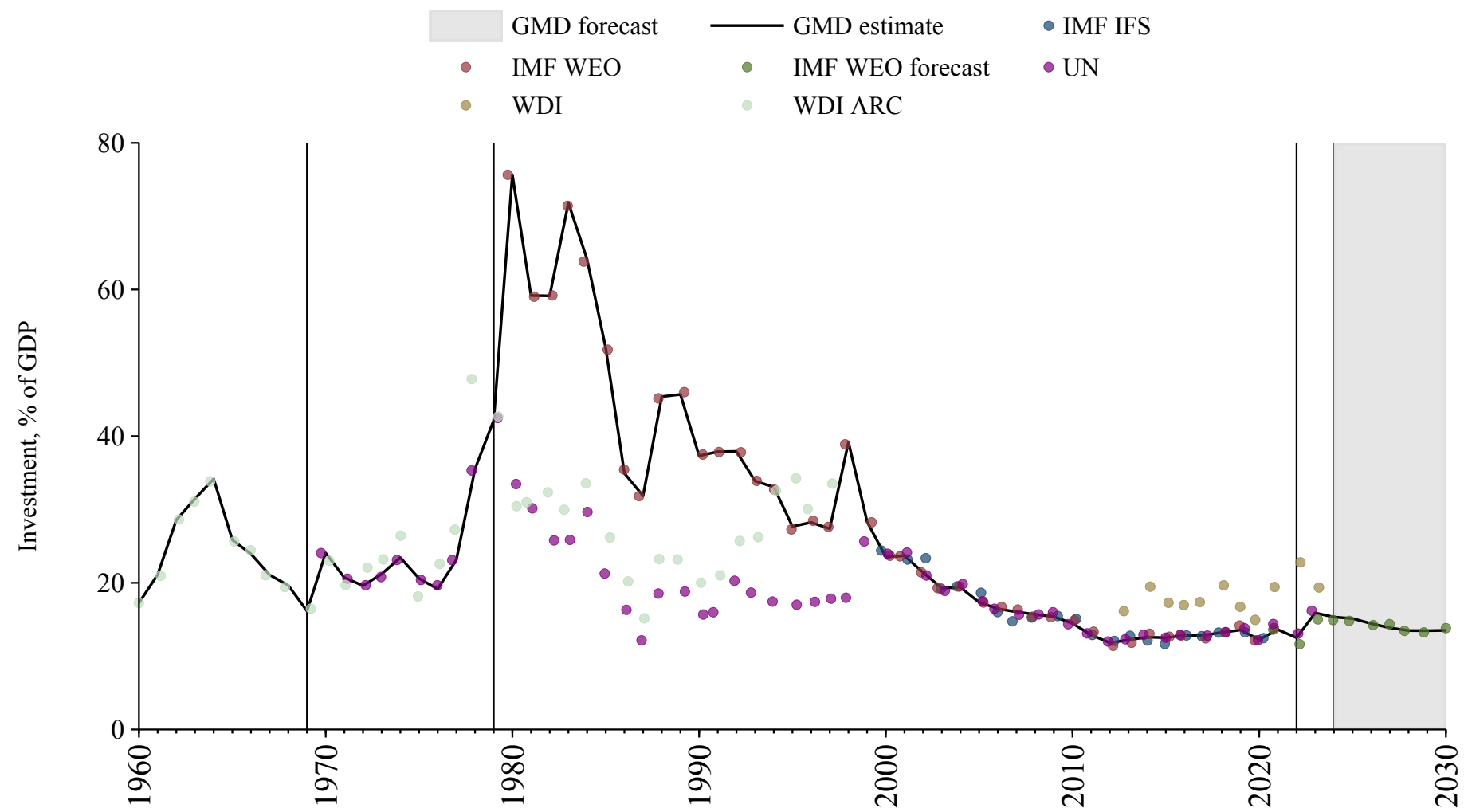
## Estonia

Source	Time span	Notes
<a href="#">World Bank (Archives) (1999)</a>	1987 - 1989	Spliced using overlapping data in 1990.
<a href="#">United Nations (2024)</a>	1990 - 1992	Spliced using overlapping data in 1993.
<a href="#">European Commission (2024)</a>	1993 - 1994	Spliced using overlapping data in 1995.
<a href="#">OECD Economic Outlook (2024)</a>	1995 - 2026	Baseline source, overlaps with base year 2018.
<a href="#">WEO (2024b)</a>	2027 - 2030	Spliced using overlapping data in 2031.



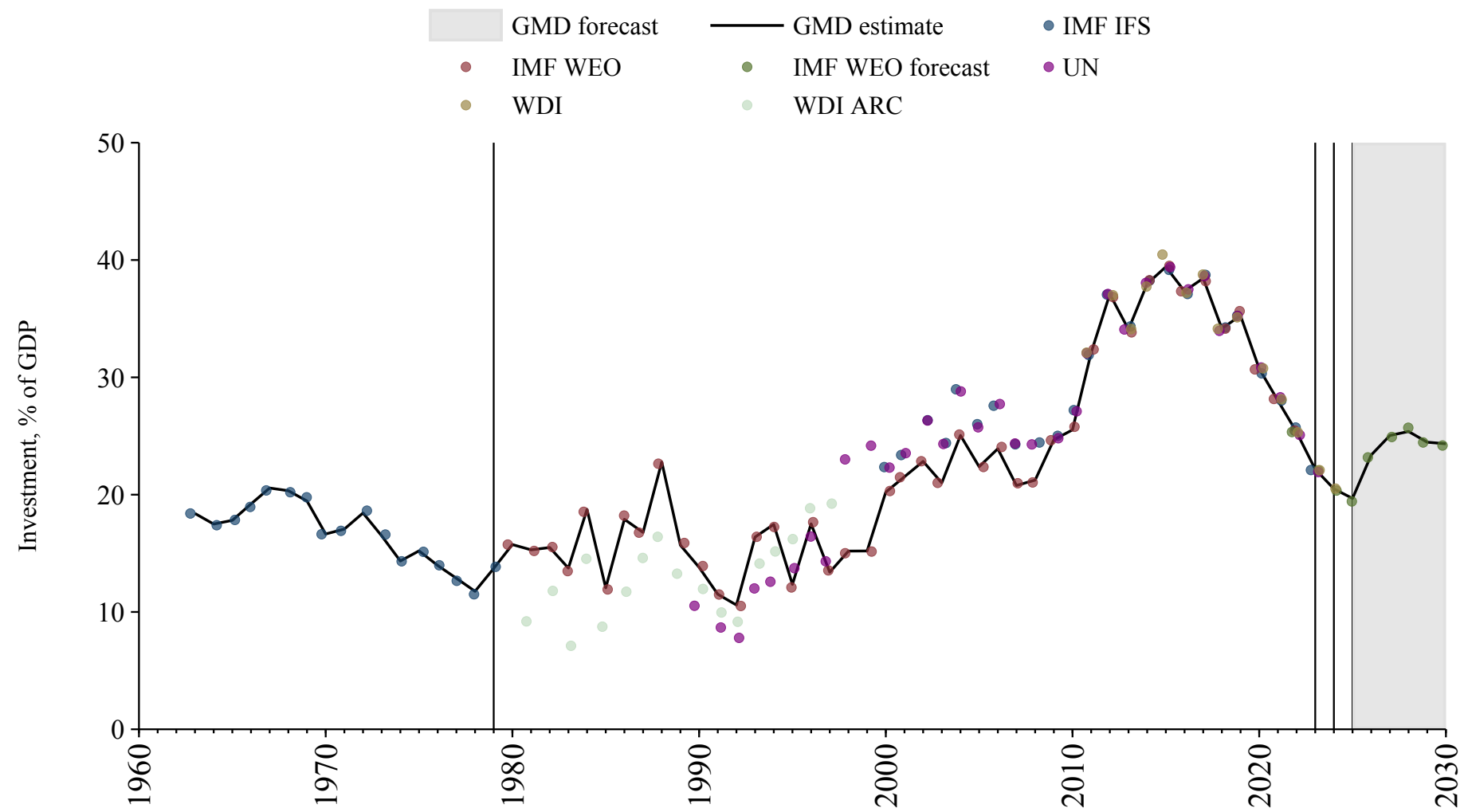
## Eswatini

Source	Time span	Notes
<a href="#">World Bank (Archives) (1999)</a>	1960 - 1969	Spliced using overlapping data in 1970.
<a href="#">United Nations (2024)</a>	1970 - 1979	Spliced using overlapping data in 1980.
<a href="#">WEO (2024a)</a>	1980 - 2021	Baseline source, overlaps with base year 2018.
<a href="#">United Nations (2024)</a>	2022 - 2023	Spliced using overlapping data in 2024.
<a href="#">WEO (2024b)</a>	2024 - 2030	Spliced using overlapping data in 2031.



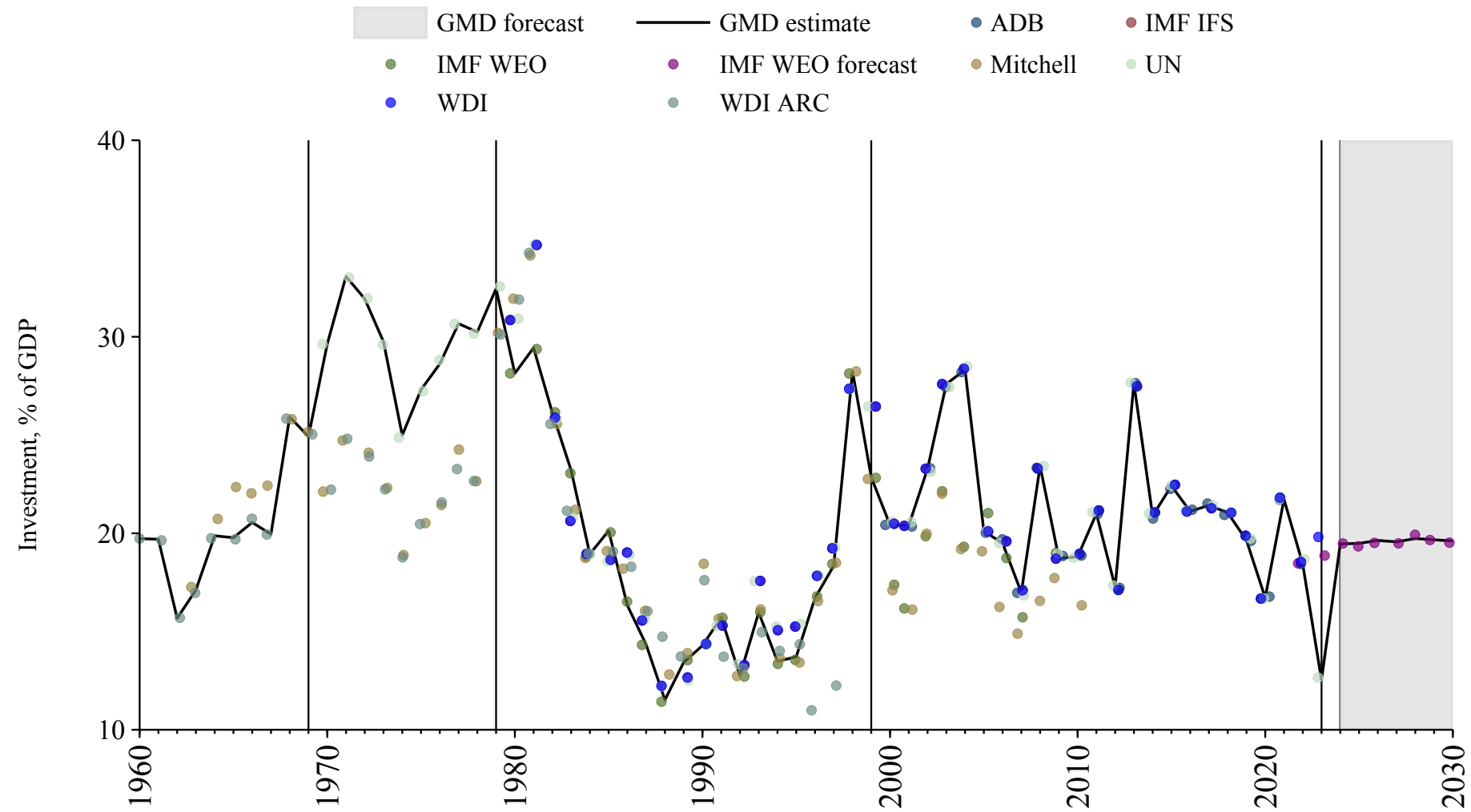
# Ethiopia

Source	Time span	Notes
<a href="#">International Monetary Fund (2025)</a>	1963 - 1979	Spliced using overlapping data in 1980.
<a href="#">WEO (2024a)</a>	1980 - 2022	Baseline source, overlaps with base year 2018.
<a href="#">International Monetary Fund (2025)</a>	2023 - 2023	Spliced using overlapping data in 2024.
<a href="#">World Bank (2024)</a>	2024 - 2024	Spliced using overlapping data in 2025.
<a href="#">WEO (2024b)</a>	2025 - 2030	Spliced using overlapping data in 2031.



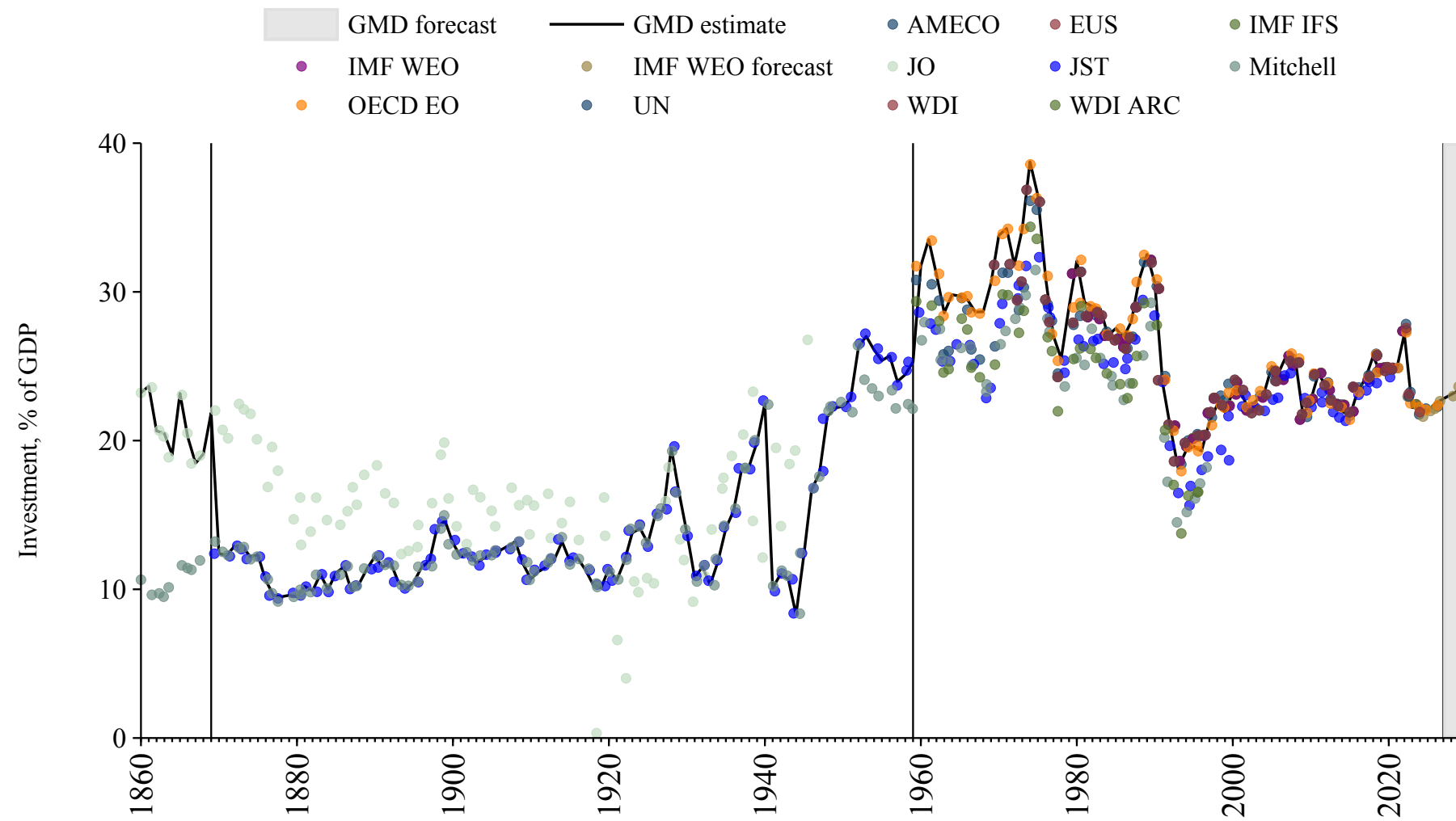
# Fiji

Source	Time span	Notes
<a href="#">World Bank (Archives) (1999)</a>	1960 - 1969	Spliced using overlapping data in 1970.
<a href="#">United Nations (2024)</a>	1970 - 1979	Spliced using overlapping data in 1980.
<a href="#">WEO (2024a)</a>	1980 - 1999	Spliced using overlapping data in 2000.
<a href="#">Asian Development Bank (2024)</a>	2000 - 2022	Baseline source, overlaps with base year 2018.
<a href="#">United Nations (2024)</a>	2023 - 2023	Spliced using overlapping data in 2024.
<a href="#">WEO (2024b)</a>	2024 - 2030	Spliced using overlapping data in 2031.



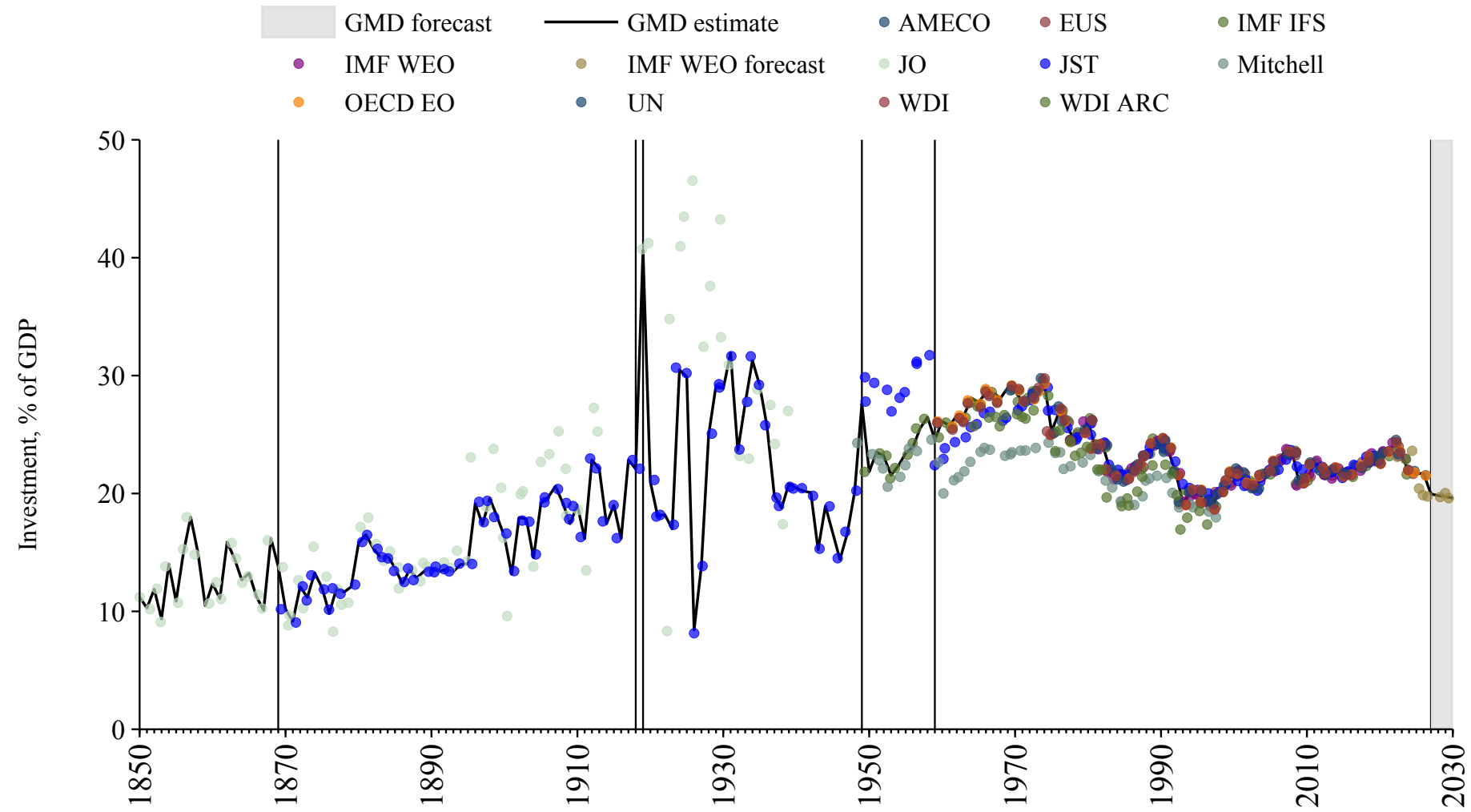
# Finland

Source	Time span	Notes
<a href="#">Jones and Obstfeld (1997)</a>	1860 - 1869	Spliced using overlapping data in 1870.
<a href="#">Jordà et al. (2017)</a>	1870 - 1959	Spliced using overlapping data in 1960.
<a href="#">OECD Economic Outlook (2024)</a>	1960 - 2026	Baseline source, overlaps with base year 2018.
<a href="#">WEO (2024b)</a>	2027 - 2030	Spliced using overlapping data in 2031.



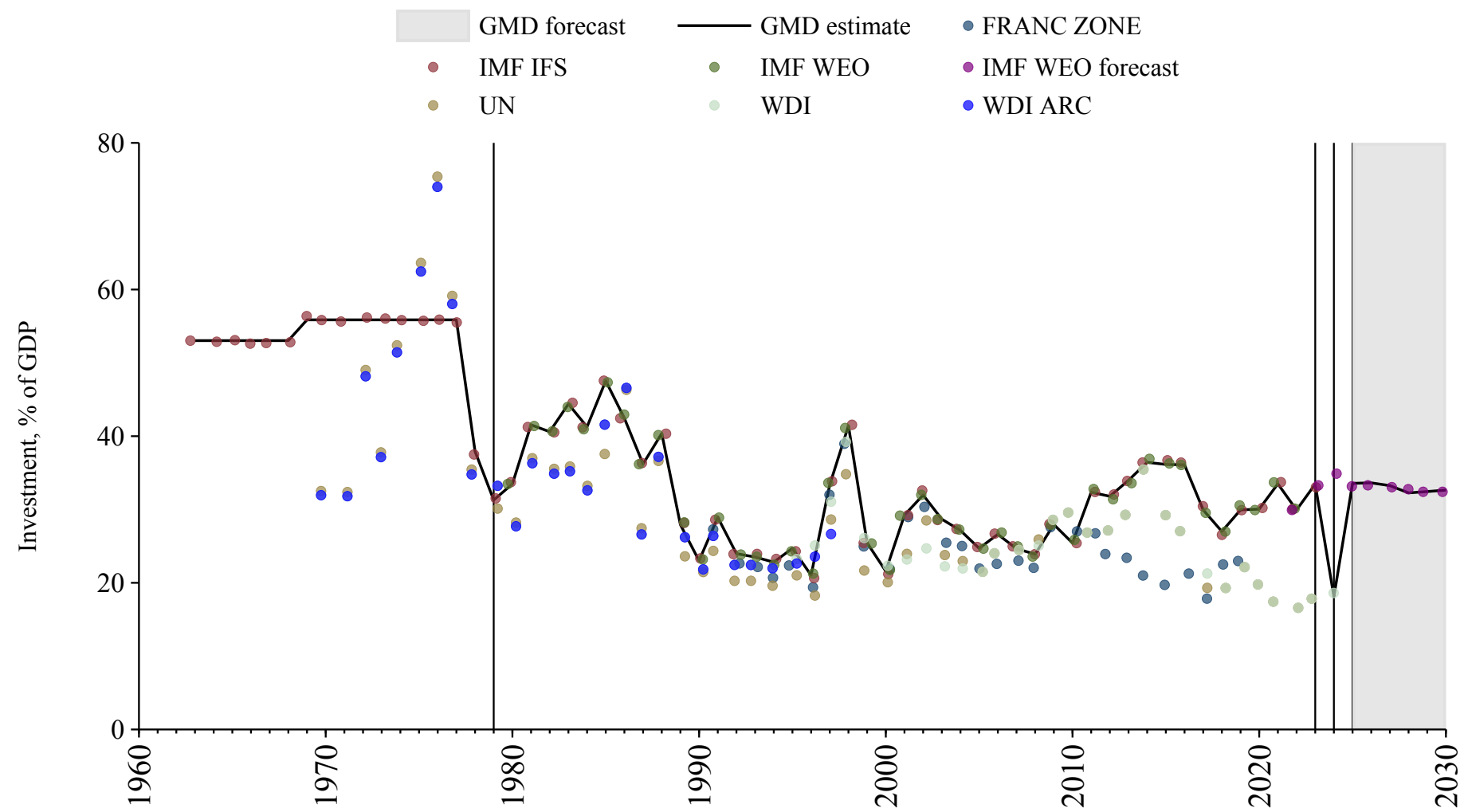
# France

Source	Time span	Notes
<a href="#">Jones and Obstfeld (1997)</a>	1850 - 1869	Spliced using overlapping data in 1870.
<a href="#">Jordà et al. (2017)</a>	1870 - 1918	Spliced using overlapping data in 1919.
<a href="#">Jones and Obstfeld (1997)</a>	1919 - 1919	Spliced using overlapping data in 1920.
<a href="#">Jordà et al. (2017)</a>	1920 - 1949	Spliced using overlapping data in 1950.
<a href="#">International Monetary Fund (2025)</a>	1950 - 1959	Spliced using overlapping data in 1960.
<a href="#">OECD Economic Outlook (2024)</a>	1960 - 2026	Baseline source, overlaps with base year 2018.
<a href="#">WEO (2024b)</a>	2027 - 2030	Spliced using overlapping data in 2031.



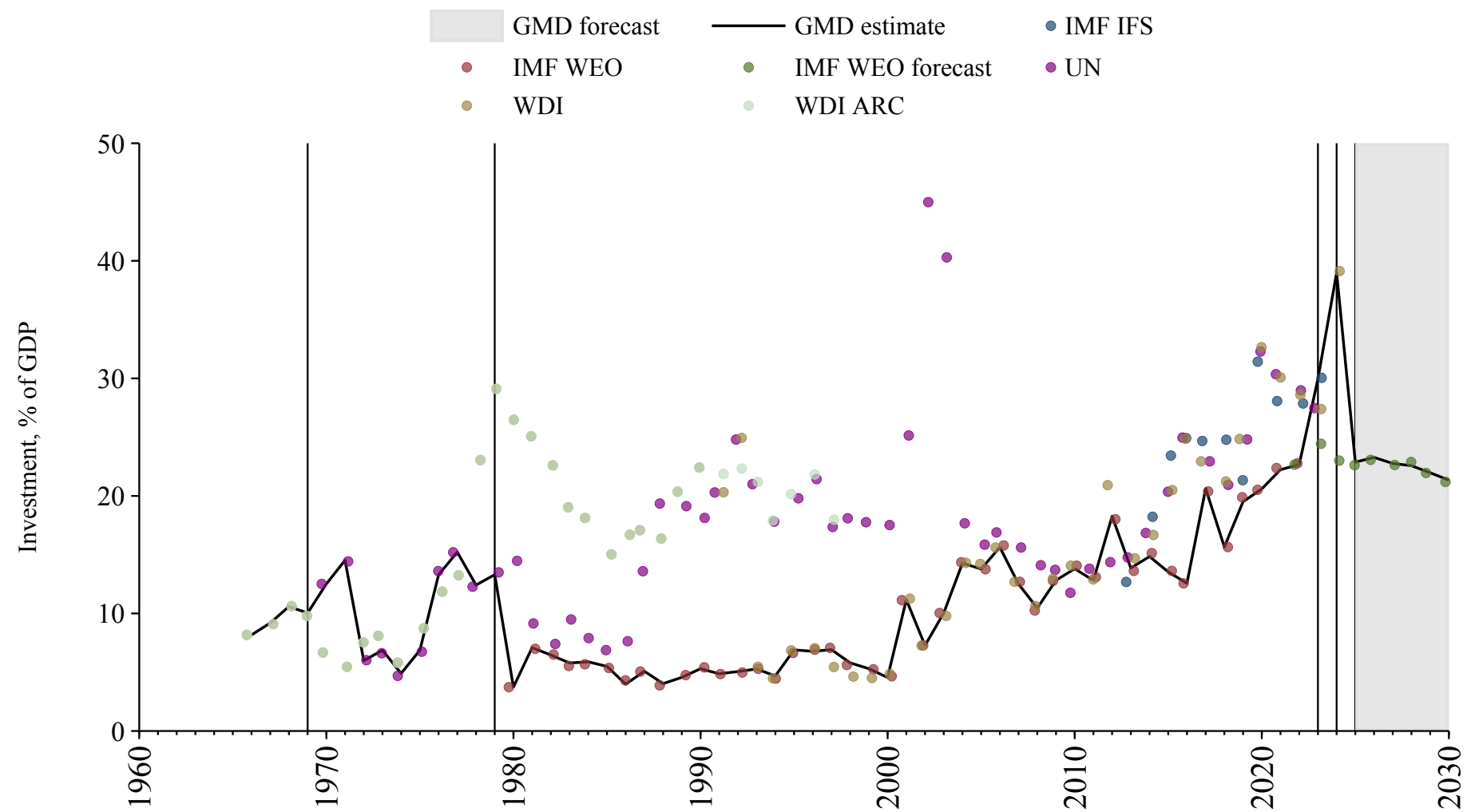
# Gabon

Source	Time span	Notes
<a href="#">International Monetary Fund (2025)</a>	1963 - 1979	Spliced using overlapping data in 1980.
<a href="#">WEO (2024a)</a>	1980 - 2022	Baseline source, overlaps with base year 2018.
<a href="#">International Monetary Fund (2025)</a>	2023 - 2023	Spliced using overlapping data in 2024.
<a href="#">World Bank (2024)</a>	2024 - 2024	Spliced using overlapping data in 2025.
<a href="#">WEO (2024b)</a>	2025 - 2030	Spliced using overlapping data in 2031.



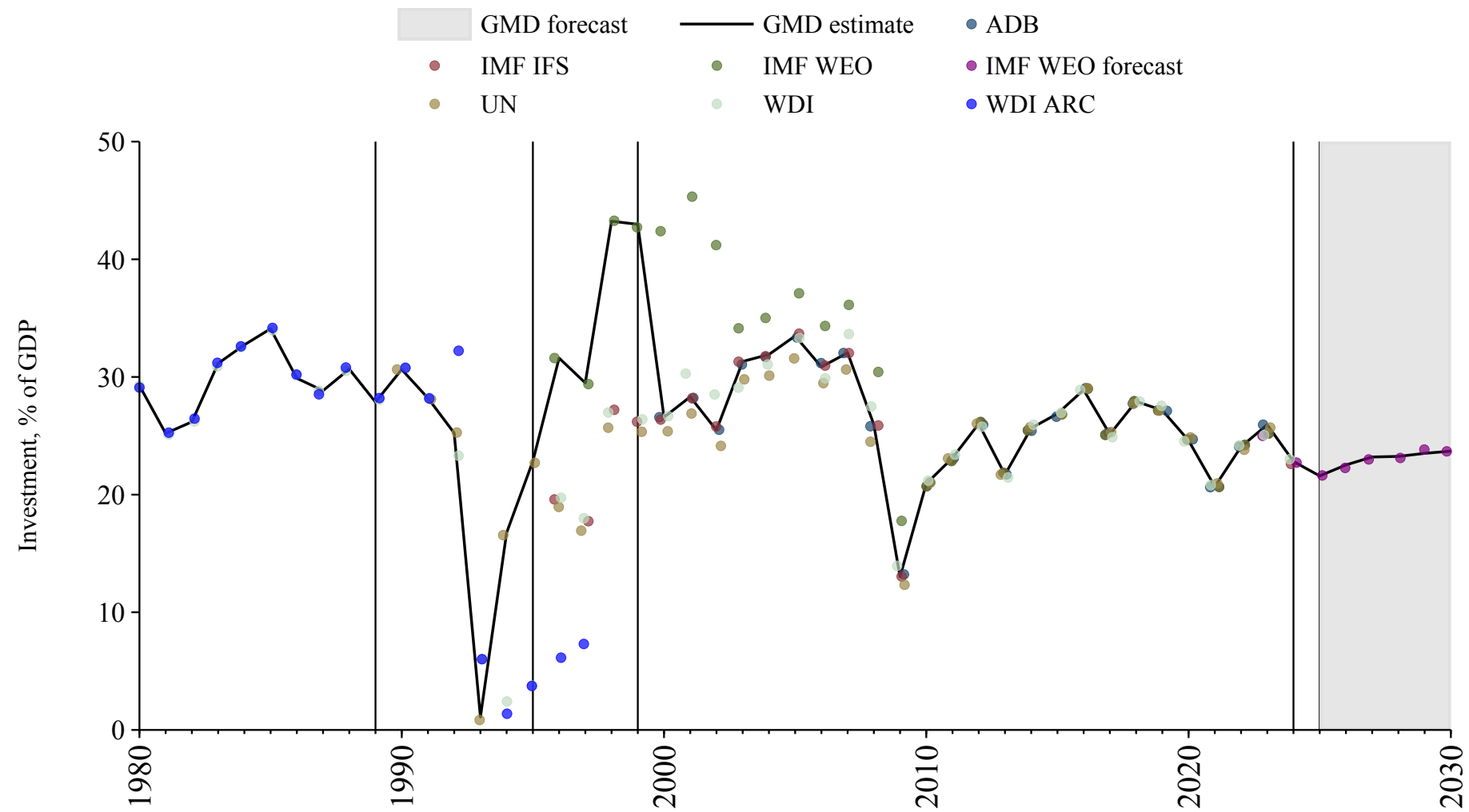
## Gambia

Source	Time span	Notes
<a href="#">World Bank (2024)</a>	1966 - 1969	Spliced using overlapping data in 1970.
<a href="#">United Nations (2024)</a>	1970 - 1979	Spliced using overlapping data in 1980.
<a href="#">WEO (2024a)</a>	1980 - 2022	Baseline source, overlaps with base year 2018.
<a href="#">International Monetary Fund (2025)</a>	2023 - 2023	Spliced using overlapping data in 2024.
<a href="#">World Bank (2024)</a>	2024 - 2024	Spliced using overlapping data in 2025.
<a href="#">WEO (2024b)</a>	2025 - 2030	Spliced using overlapping data in 2031.



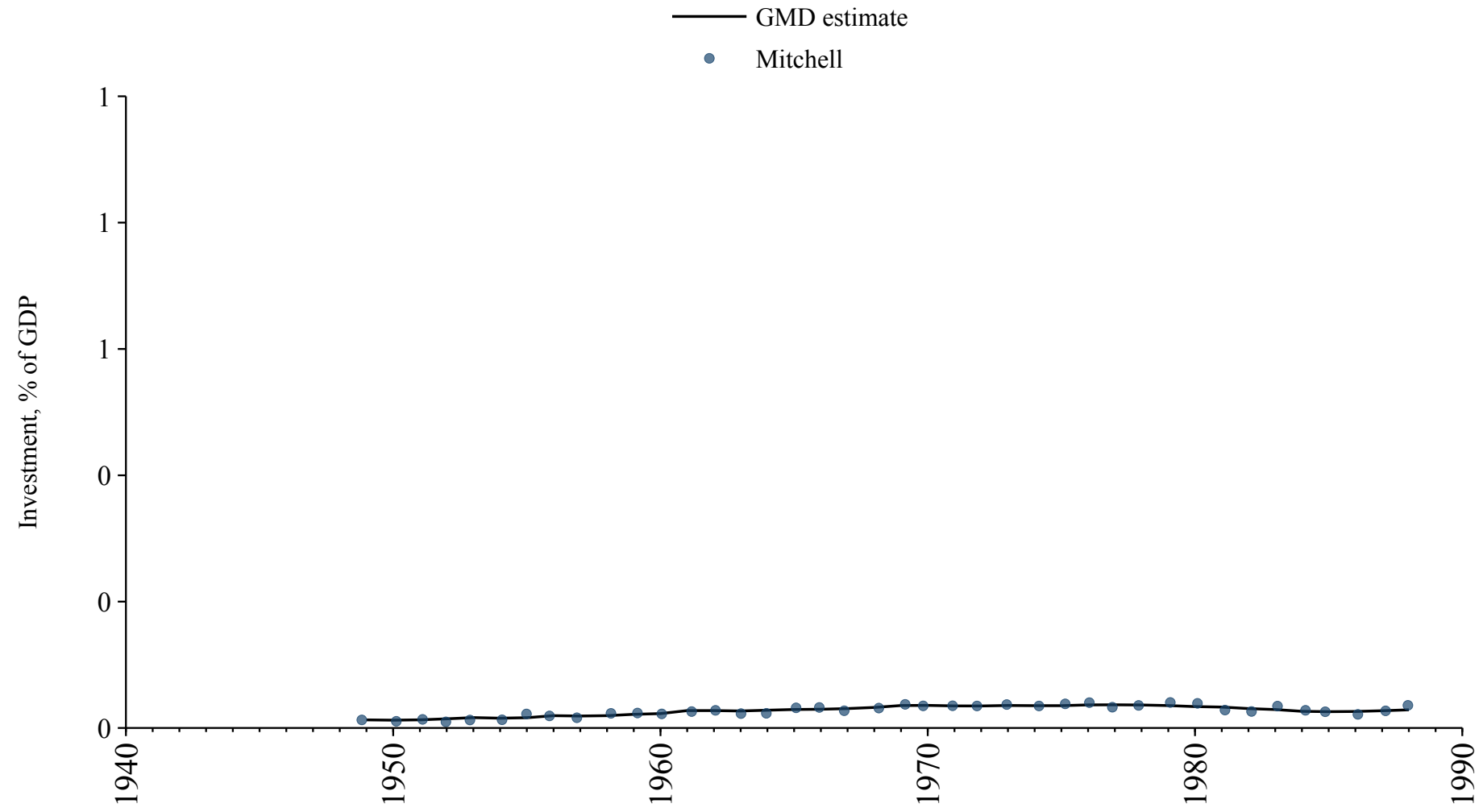
# Georgia

Source	Time span	Notes
<a href="#">World Bank (2024)</a>	1980 - 1989	Spliced using overlapping data in 1990.
<a href="#">United Nations (2024)</a>	1990 - 1995	Spliced using overlapping data in 1996.
<a href="#">WEO (2024a)</a>	1996 - 1999	Spliced using overlapping data in 2000.
<a href="#">Asian Development Bank (2024)</a>	2000 - 2023	Baseline source, overlaps with base year 2018.
<a href="#">International Monetary Fund (2025)</a>	2024 - 2024	Spliced using overlapping data in 2025.
<a href="#">WEO (2024b)</a>	2025 - 2030	Spliced using overlapping data in 2031.



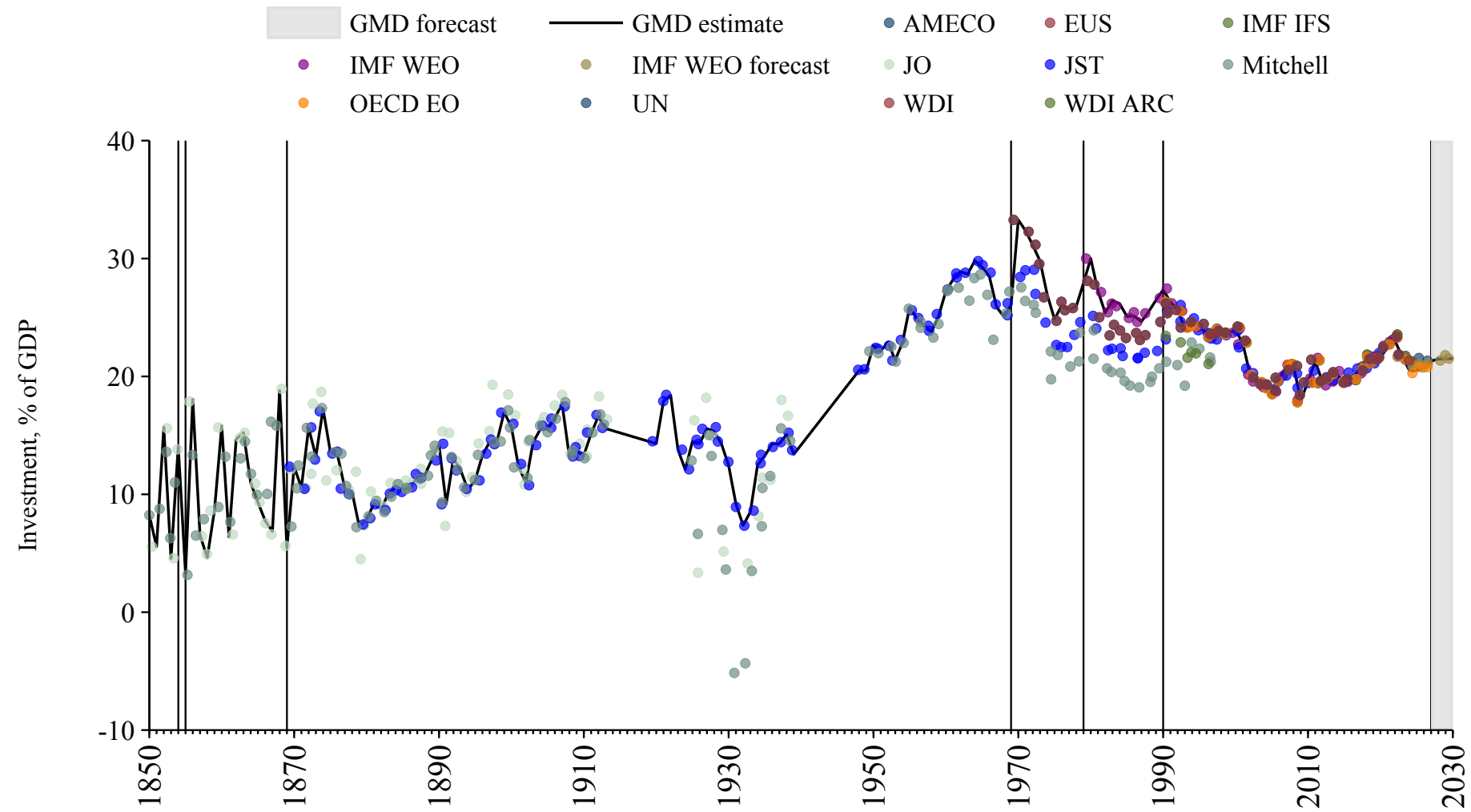
## German Democratic Republic

Source	Time span	Notes
<a href="#">Mitchell (2013)</a>	1949 - 1988	Spliced using overlapping data in 1989.



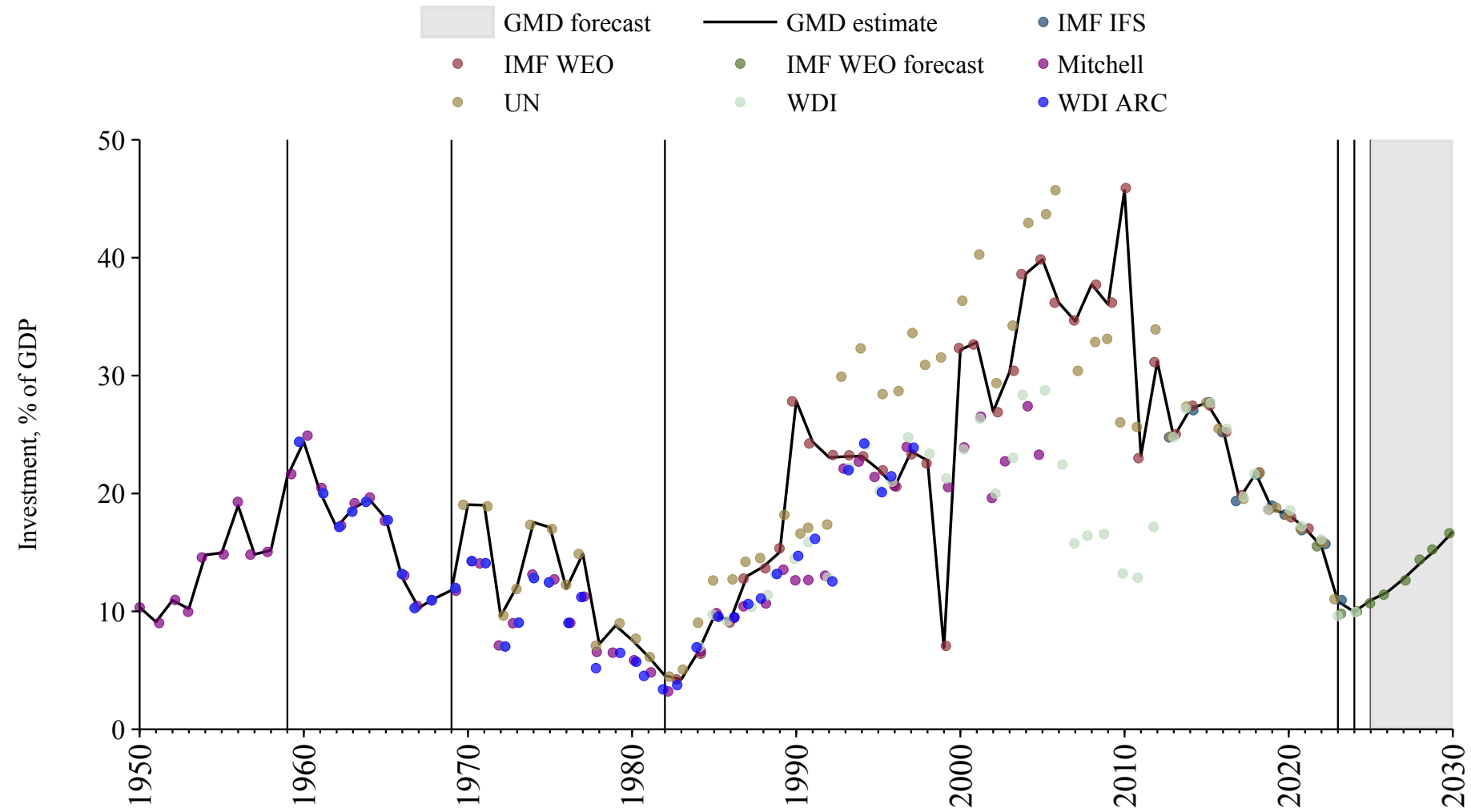
# Germany

Source	Time span	Notes
<a href="#">Mitchell (2013)</a>	1850 - 1850	Spliced using overlapping data in 1851.
<a href="#">Jones and Obstfeld (1997)</a>	1851 - 1854	Spliced using overlapping data in 1855.
<a href="#">Mitchell (2013)</a>	1855 - 1855	Spliced using overlapping data in 1856.
<a href="#">Jones and Obstfeld (1997)</a>	1856 - 1869	Spliced using overlapping data in 1870.
<a href="#">Jordà et al. (2017)</a>	1870 - 1969	Spliced using overlapping data in 1970.
<a href="#">United Nations (2024)</a>	1970 - 1979	Spliced using overlapping data in 1980.
<a href="#">WEO (2024a)</a>	1980 - 1990	Spliced using overlapping data in 1991.
<a href="#">OECD Economic Outlook (2024)</a>	1991 - 2026	Baseline source, overlaps with base year 2018.
<a href="#">WEO (2024b)</a>	2027 - 2030	Spliced using overlapping data in 2031.



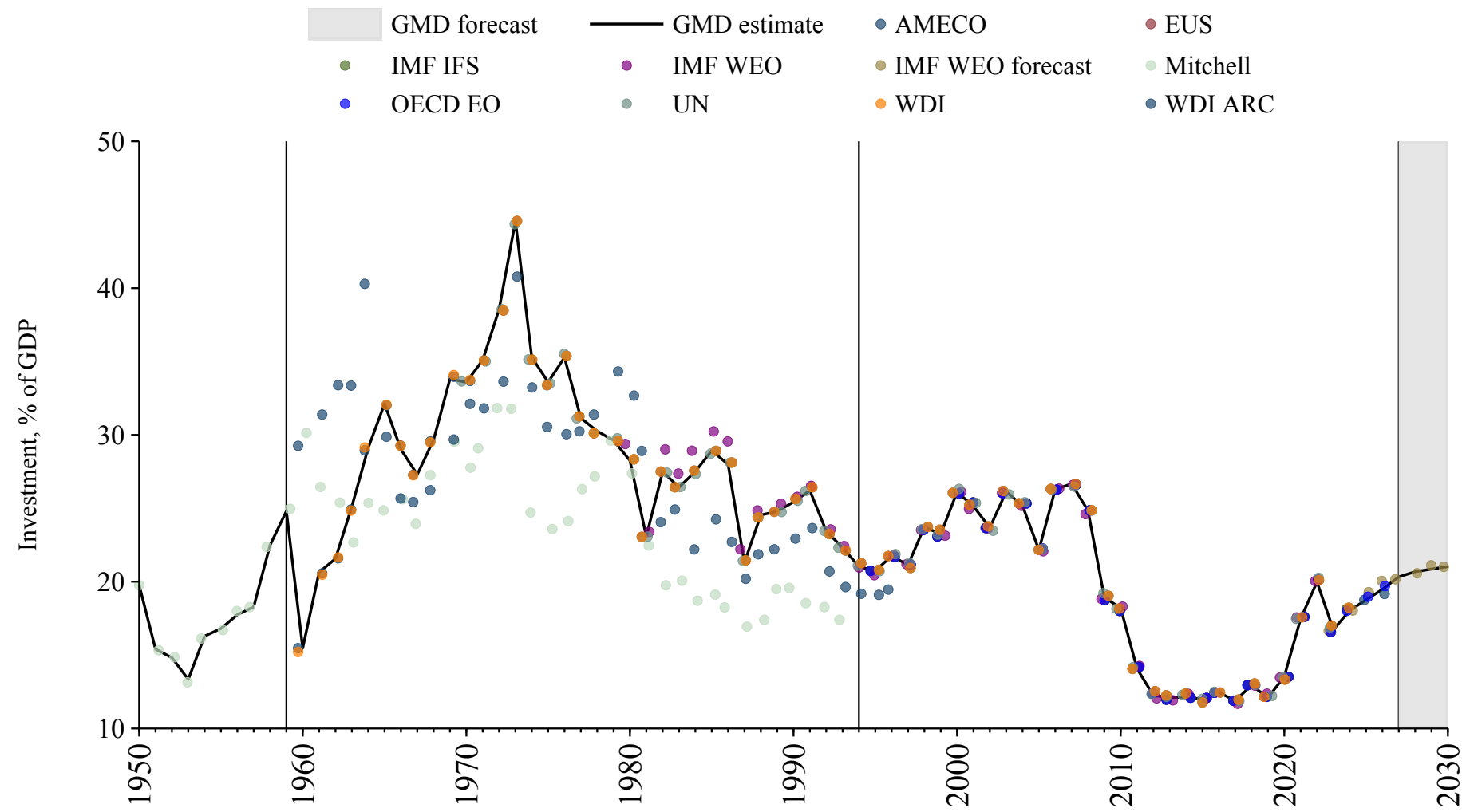
# Ghana

Source	Time span	Notes
<a href="#">Mitchell (2013)</a>	1950 - 1959	Spliced using overlapping data in 1960.
<a href="#">World Bank (2024)</a>	1960 - 1969	Spliced using overlapping data in 1970.
<a href="#">United Nations (2024)</a>	1970 - 1982	Spliced using overlapping data in 1983.
<a href="#">WEO (2024a)</a>	1983 - 2022	Baseline source, overlaps with base year 2018.
<a href="#">International Monetary Fund (2025)</a>	2023 - 2023	Spliced using overlapping data in 2024.
<a href="#">World Bank (2024)</a>	2024 - 2024	Spliced using overlapping data in 2025.
<a href="#">WEO (2024b)</a>	2025 - 2030	Spliced using overlapping data in 2031.



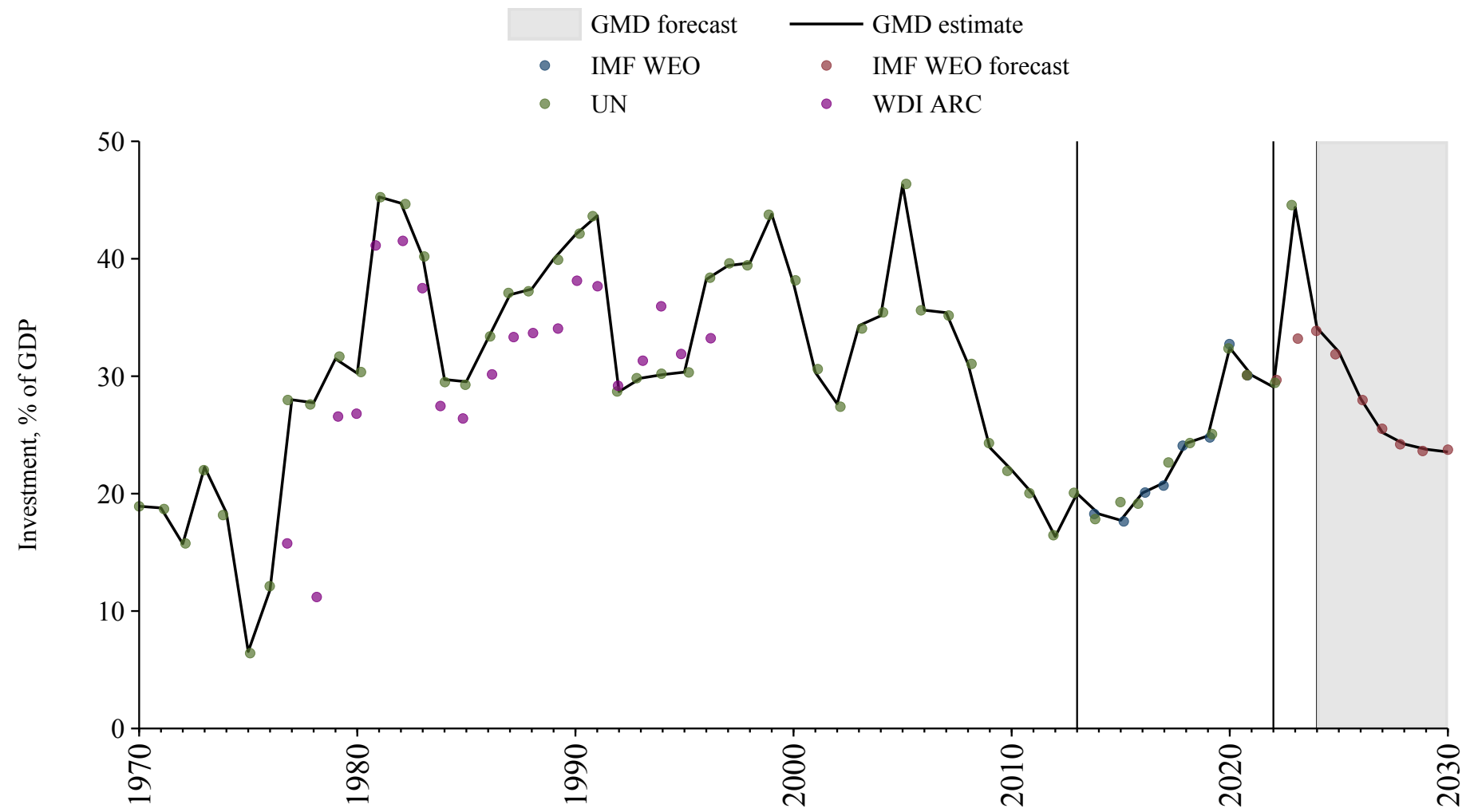
## Greece

Source	Time span	Notes
<a href="#">Mitchell (2013)</a>	1950 - 1959	Spliced using overlapping data in 1960.
<a href="#">European Commission (2024)</a>	1960 - 1994	Spliced using overlapping data in 1995.
<a href="#">OECD Economic Outlook (2024)</a>	1995 - 2026	Baseline source, overlaps with base year 2018.
<a href="#">WEO (2024b)</a>	2027 - 2030	Spliced using overlapping data in 2031.



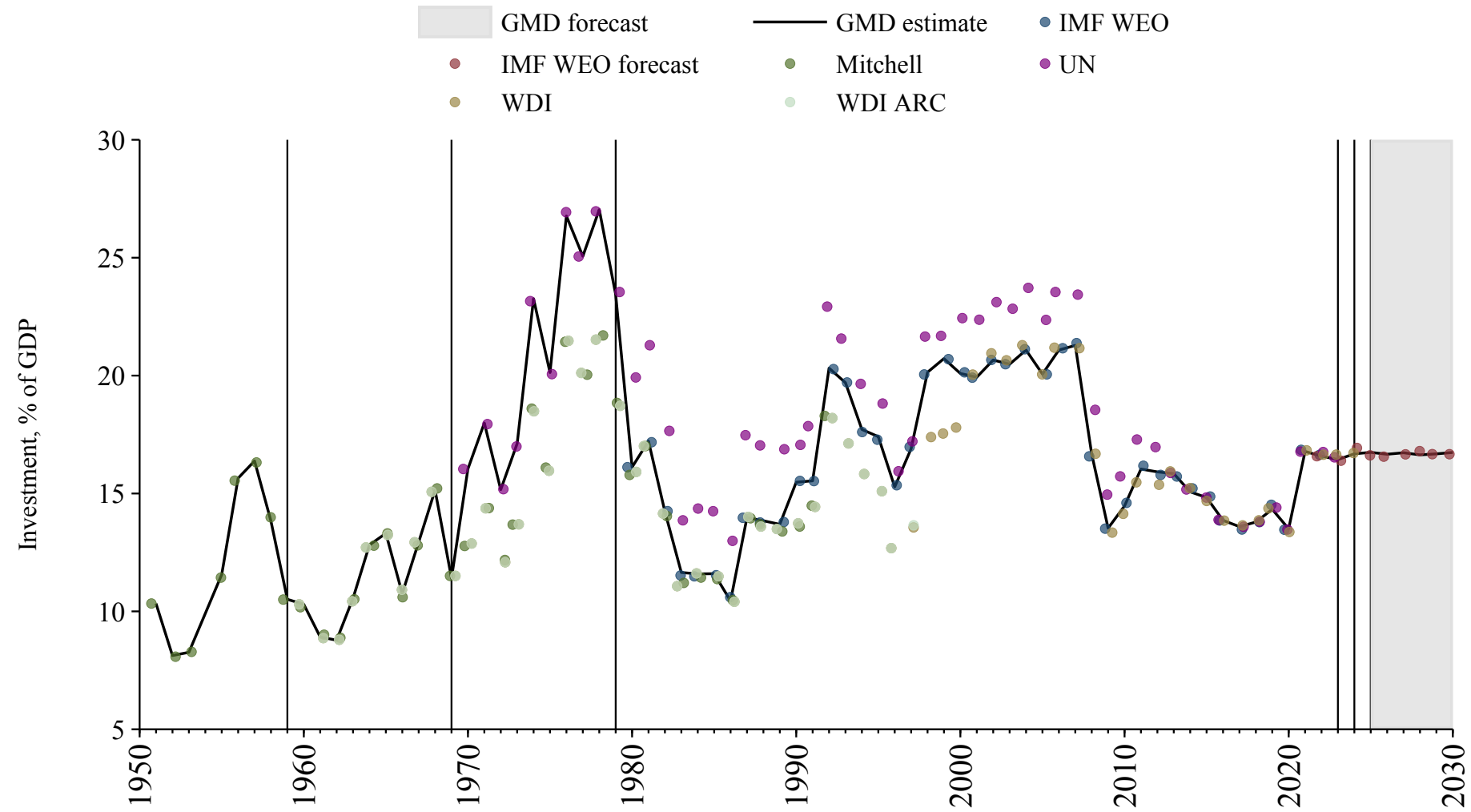
## Grenada

Source	Time span	Notes
<a href="#">United Nations (2024)</a>	1970 - 2013	Spliced using overlapping data in 2014.
<a href="#">WEO (2024a)</a>	2014 - 2021	Baseline source, overlaps with base year 2018.
<a href="#">United Nations (2024)</a>	2022 - 2023	Spliced using overlapping data in 2024.
<a href="#">WEO (2024b)</a>	2024 - 2030	Spliced using overlapping data in 2031.



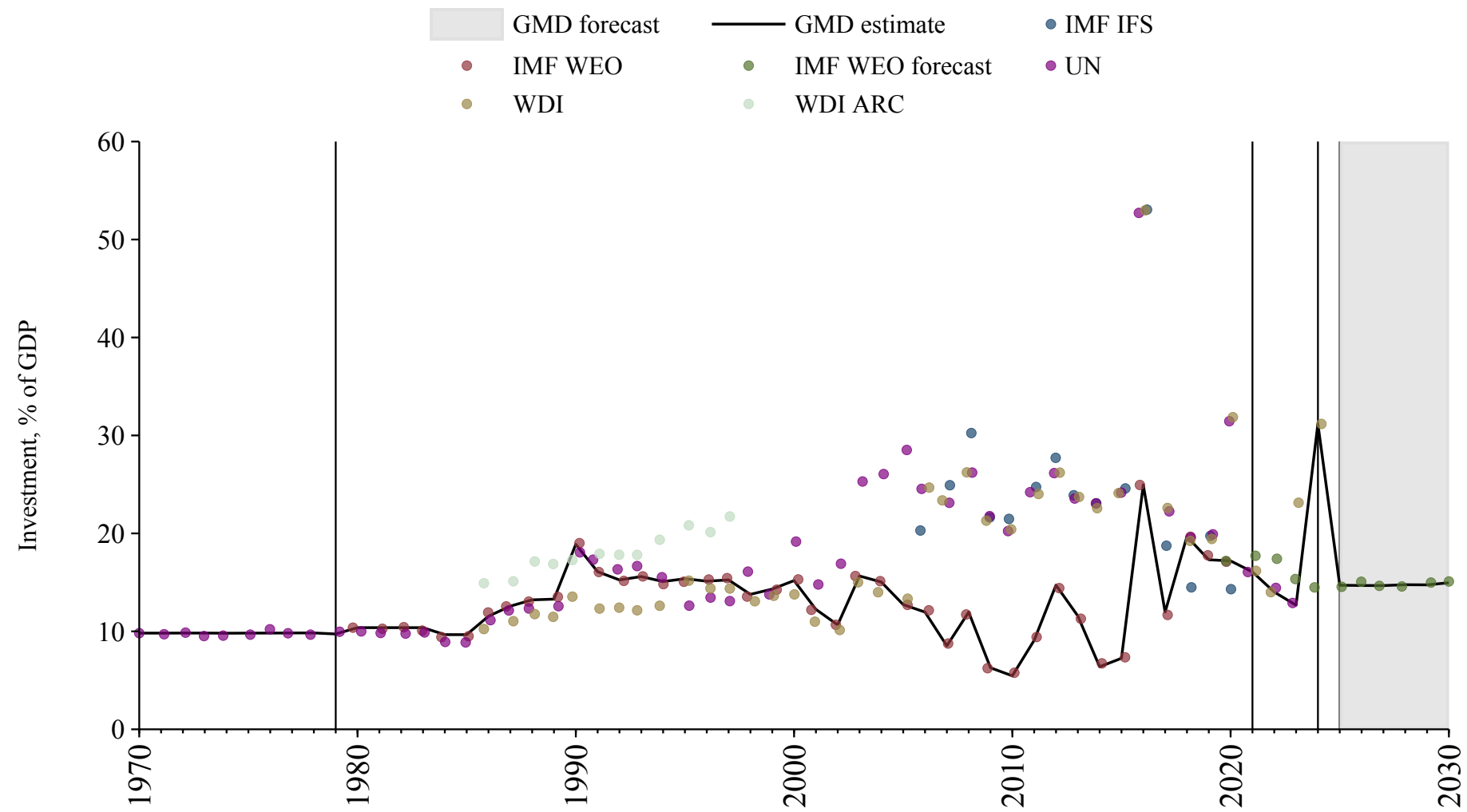
## Guatemala

Source	Time span	Notes
<a href="#">Mitchell (2013)</a>	1951 - 1959	Spliced using overlapping data in 1960.
<a href="#">World Bank (2024)</a>	1960 - 1969	Spliced using overlapping data in 1970.
<a href="#">United Nations (2024)</a>	1970 - 1979	Spliced using overlapping data in 1980.
<a href="#">WEO (2024a)</a>	1980 - 2022	Baseline source, overlaps with base year 2018.
<a href="#">United Nations (2024)</a>	2023 - 2023	Spliced using overlapping data in 2024.
<a href="#">World Bank (2024)</a>	2024 - 2024	Spliced using overlapping data in 2025.
<a href="#">WEO (2024b)</a>	2025 - 2030	Spliced using overlapping data in 2031.



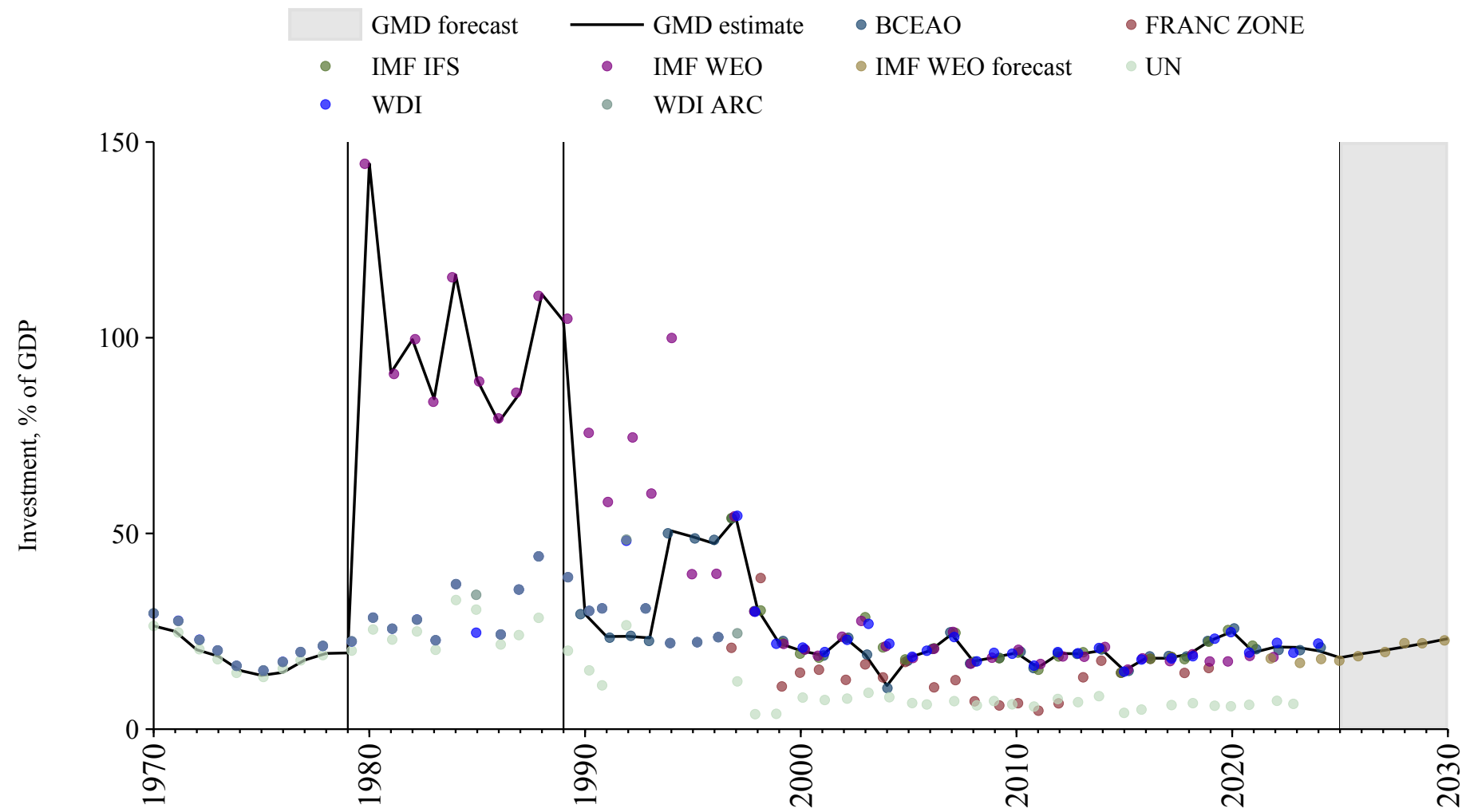
# Guinea

Source	Time span	Notes
<a href="#">United Nations (2024)</a>	1970 - 1979	Spliced using overlapping data in 1980.
<a href="#">WEO (2024a)</a>	1980 - 2020	Baseline source, overlaps with base year 2018.
<a href="#">United Nations (2024)</a>	2021 - 2023	Spliced using overlapping data in 2024.
<a href="#">World Bank (2024)</a>	2024 - 2024	Spliced using overlapping data in 2025.
<a href="#">WEO (2024b)</a>	2025 - 2030	Spliced using overlapping data in 2031.



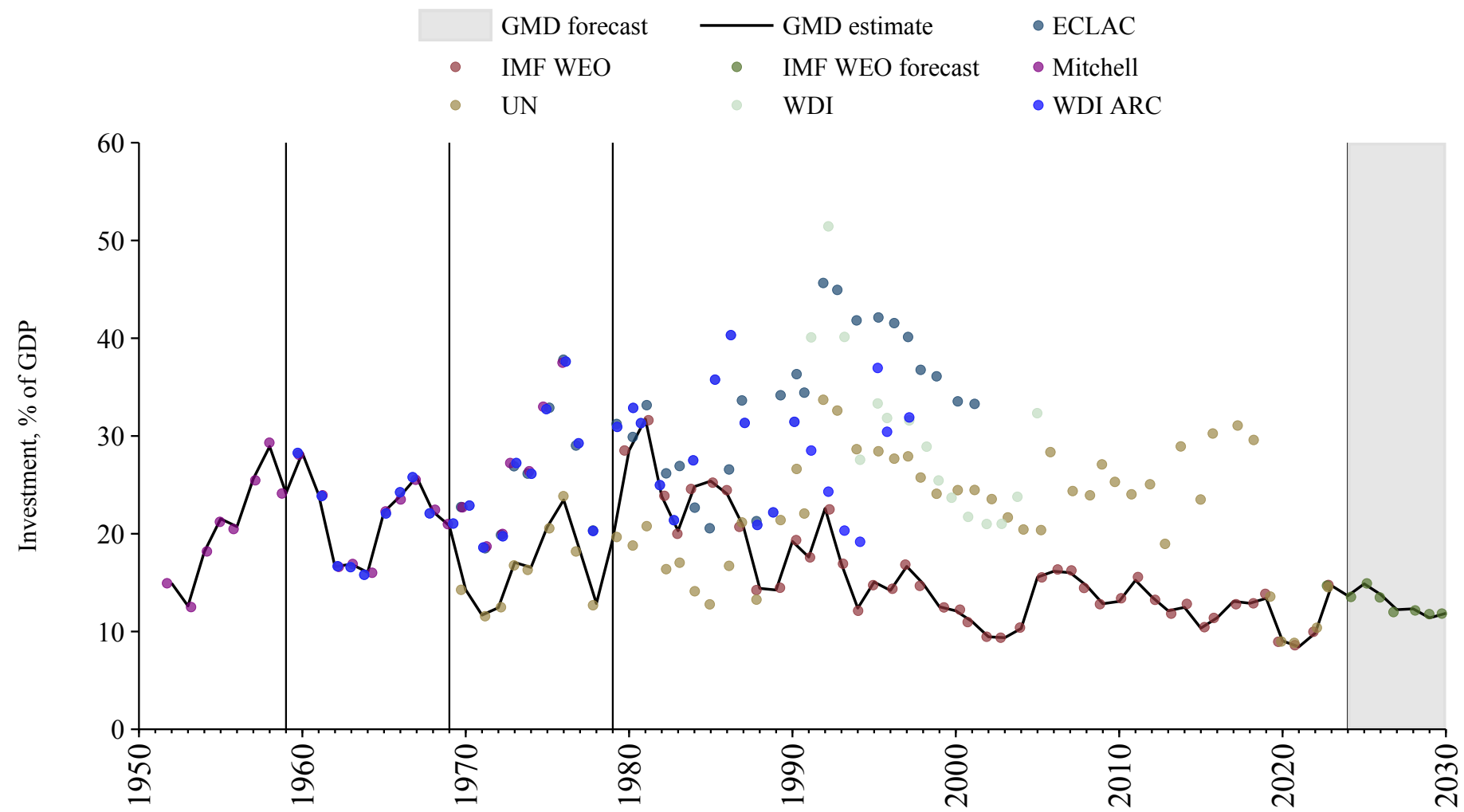
## Guinea-Bissau

Source	Time span	Notes
<a href="#">United Nations (2024)</a>	1970 - 1979	Spliced using overlapping data in 1980.
<a href="#">WEO (2024a)</a>	1980 - 1989	Spliced using overlapping data in 1990.
<a href="#">Banque centrale des États de l'Afrique de l'Ouest (2024)</a>	1990 - 2024	Baseline source, overlaps with base year 2018.
<a href="#">WEO (2024b)</a>	2025 - 2030	Spliced using overlapping data in 2031.



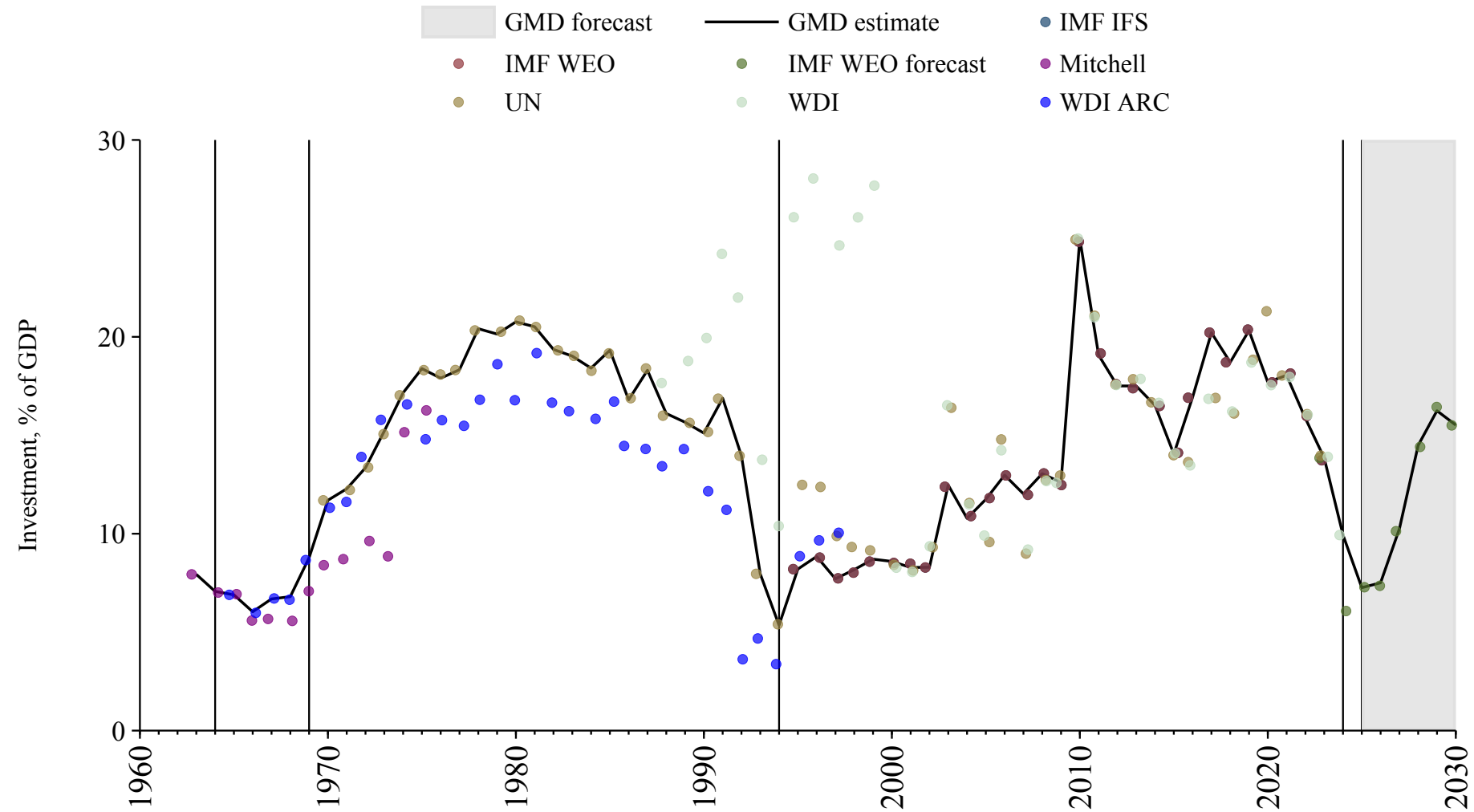
# Guyana

Source	Time span	Notes
<a href="#">Mitchell (2013)</a>	1952 - 1959	Spliced using overlapping data in 1960.
<a href="#">World Bank (2024)</a>	1960 - 1969	Spliced using overlapping data in 1970.
<a href="#">United Nations (2024)</a>	1970 - 1979	Spliced using overlapping data in 1980.
<a href="#">WEO (2024a)</a>	1980 - 2023	Baseline source, overlaps with base year 2018.
<a href="#">WEO (2024b)</a>	2024 - 2030	Spliced using overlapping data in 2031.



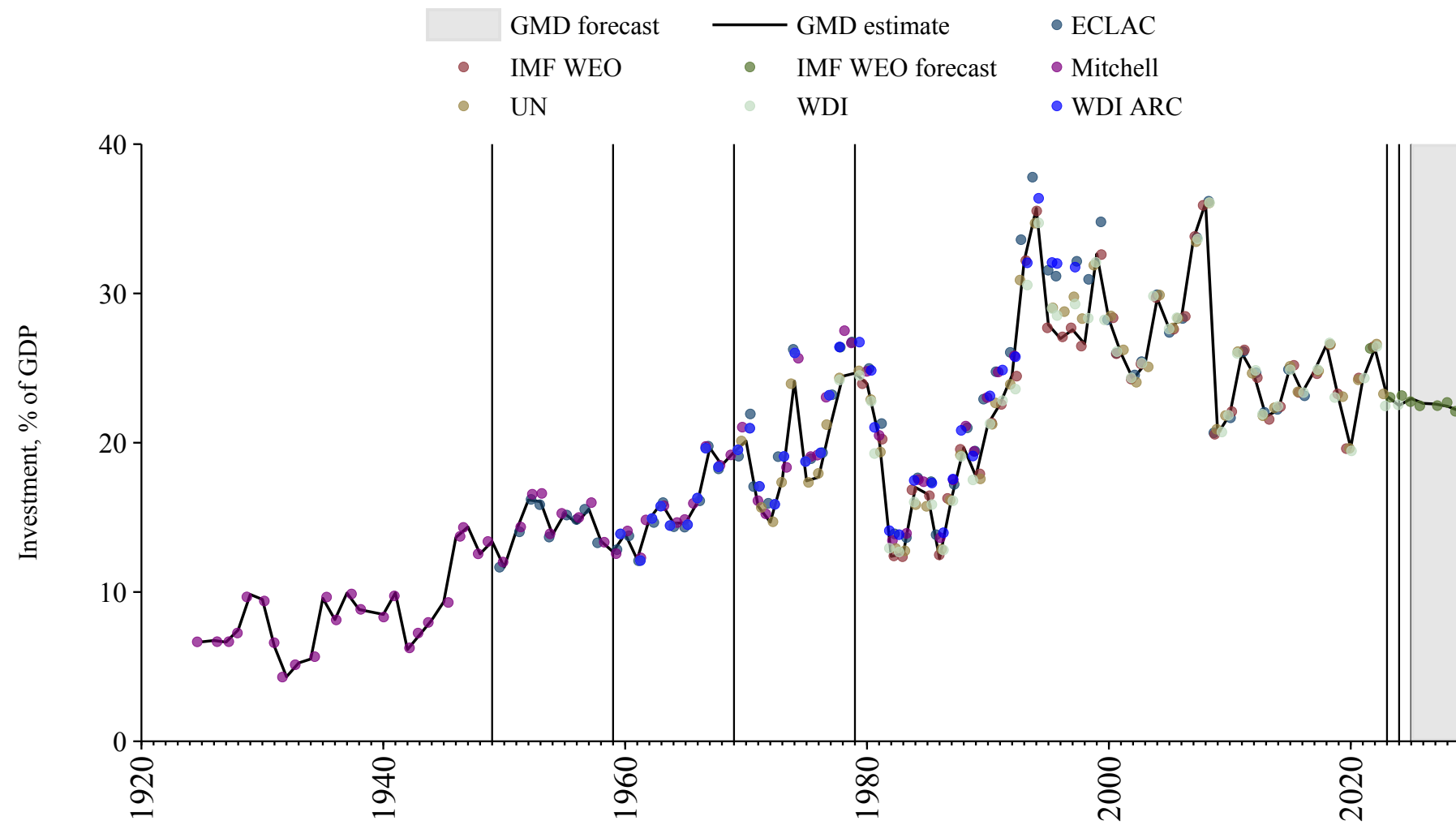
# Haiti

Source	Time span	Notes
<a href="#">Mitchell (2013)</a>	1963 - 1964	Spliced using overlapping data in 1965.
<a href="#">World Bank (Archives) (1999)</a>	1965 - 1969	Spliced using overlapping data in 1970.
<a href="#">United Nations (2024)</a>	1970 - 1994	Spliced using overlapping data in 1995.
<a href="#">WEO (2024a)</a>	1995 - 2023	Baseline source, overlaps with base year 2018.
<a href="#">World Bank (2024)</a>	2024 - 2024	Spliced using overlapping data in 2025.
<a href="#">WEO (2024b)</a>	2025 - 2030	Spliced using overlapping data in 2031.



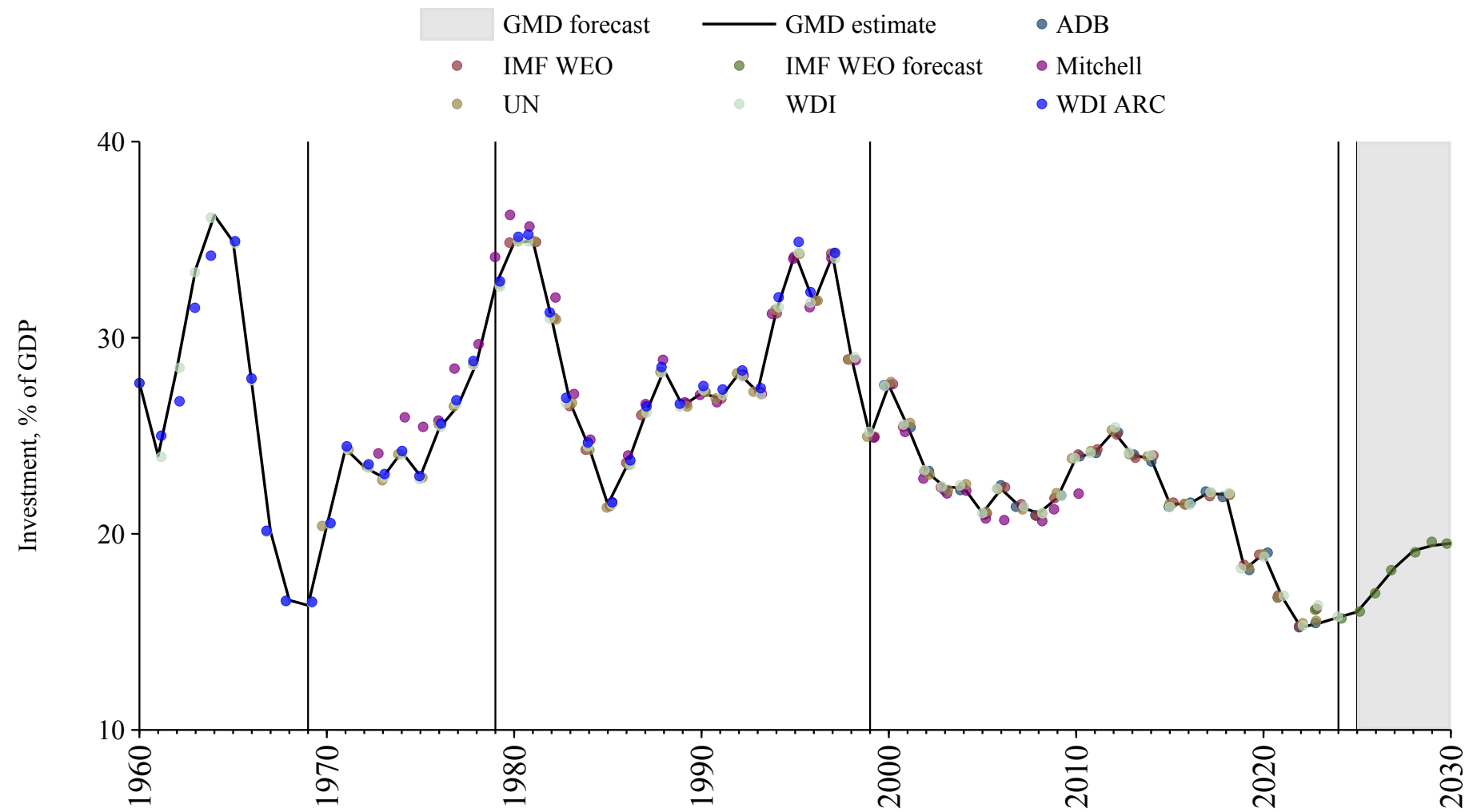
## Honduras

Source	Time span	Notes
<a href="#">Mitchell (2013)</a>	1925 - 1949	Spliced using overlapping data in 1950.
<a href="#">Economic Commission for Latin America and the Caribbean (2024)</a>	1950 - 1959	Spliced using overlapping data in 1960.
<a href="#">World Bank (2024)</a>	1960 - 1969	Spliced using overlapping data in 1970.
<a href="#">United Nations (2024)</a>	1970 - 1979	Spliced using overlapping data in 1980.
<a href="#">WEO (2024a)</a>	1980 - 2022	Baseline source, overlaps with base year 2018.
<a href="#">United Nations (2024)</a>	2023 - 2023	Spliced using overlapping data in 2024.
<a href="#">World Bank (2024)</a>	2024 - 2024	Spliced using overlapping data in 2025.
<a href="#">WEO (2024b)</a>	2025 - 2030	Spliced using overlapping data in 2031.



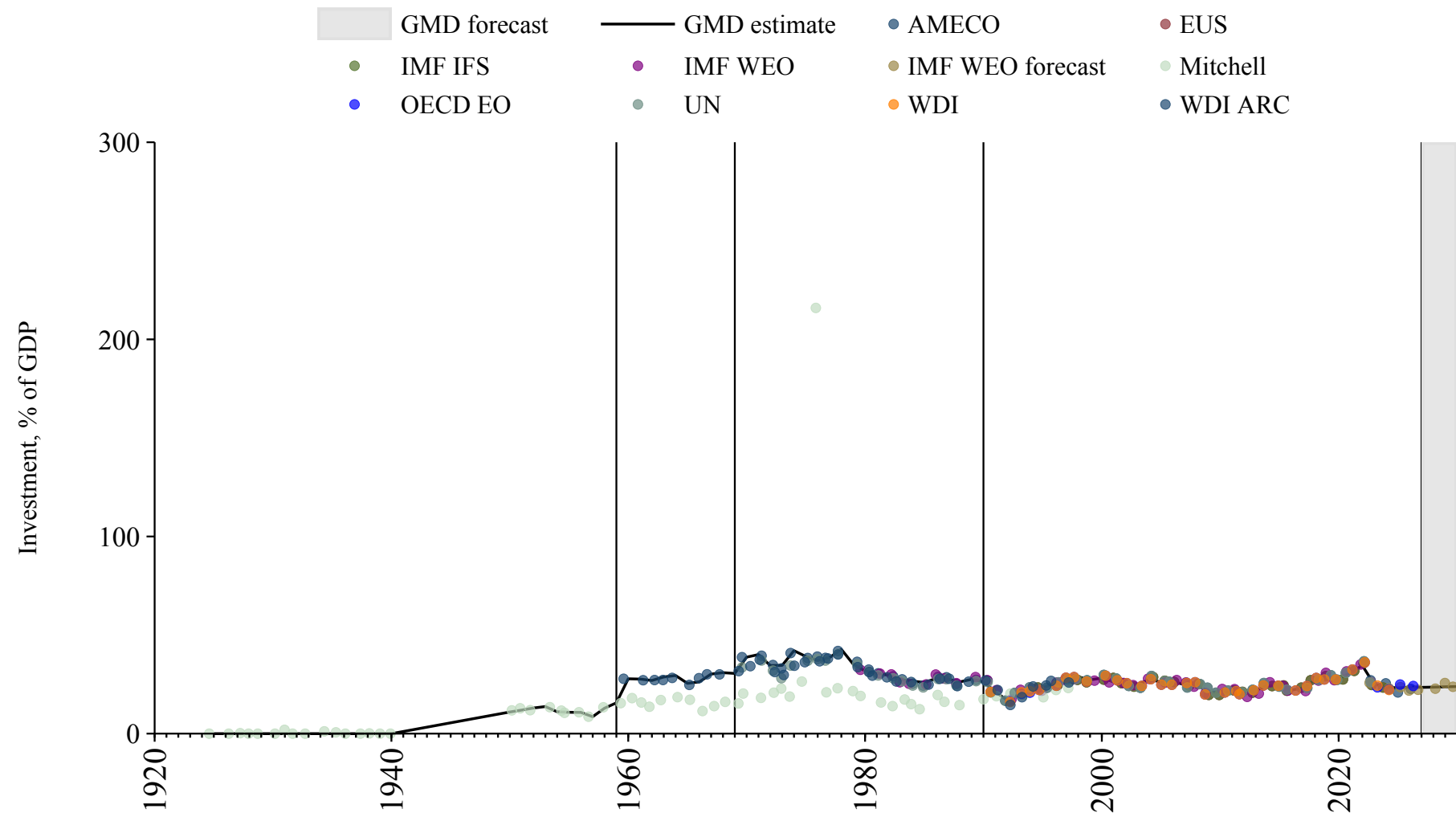
## Hong Kong

Source	Time span	Notes
<a href="#">World Bank (2024)</a>	1960 - 1969	Spliced using overlapping data in 1970.
<a href="#">United Nations (2024)</a>	1970 - 1979	Spliced using overlapping data in 1980.
<a href="#">WEO (2024a)</a>	1980 - 1999	Spliced using overlapping data in 2000.
<a href="#">Asian Development Bank (2024)</a>	2000 - 2023	Baseline source, overlaps with base year 2018.
<a href="#">World Bank (2024)</a>	2024 - 2024	Spliced using overlapping data in 2025.
<a href="#">WEO (2024b)</a>	2025 - 2030	Spliced using overlapping data in 2031.



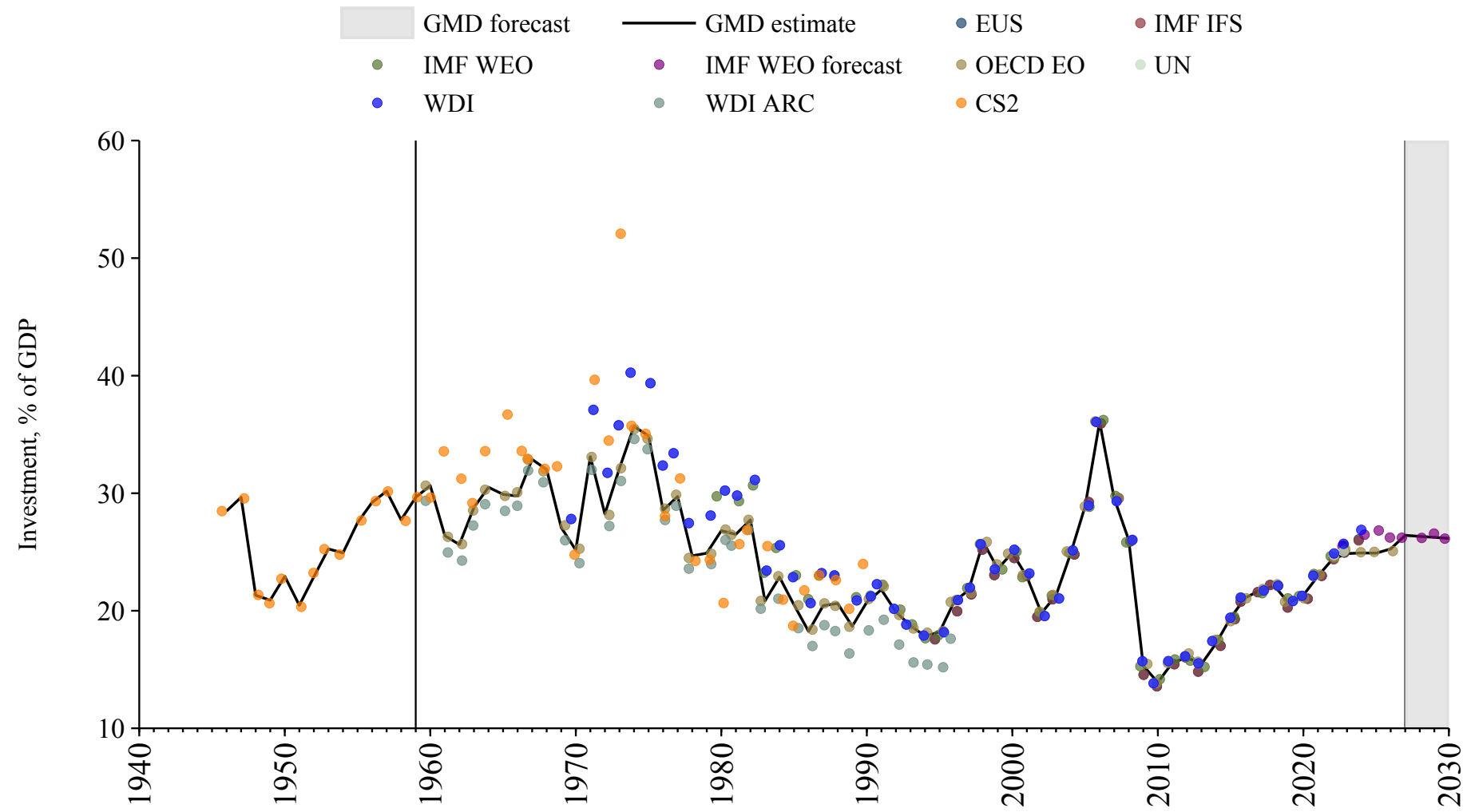
# Hungary

Source	Time span	Notes
<a href="#">Mitchell (2013)</a>	1925 - 1959	Spliced using overlapping data in 1960.
<a href="#">World Bank (Archives) (1999)</a>	1960 - 1969	Spliced using overlapping data in 1970.
<a href="#">European Commission (2024)</a>	1970 - 1990	Spliced using overlapping data in 1991.
<a href="#">OECD Economic Outlook (2024)</a>	1991 - 2026	Baseline source, overlaps with base year 2018.
<a href="#">WEO (2024b)</a>	2027 - 2030	Spliced using overlapping data in 2031.



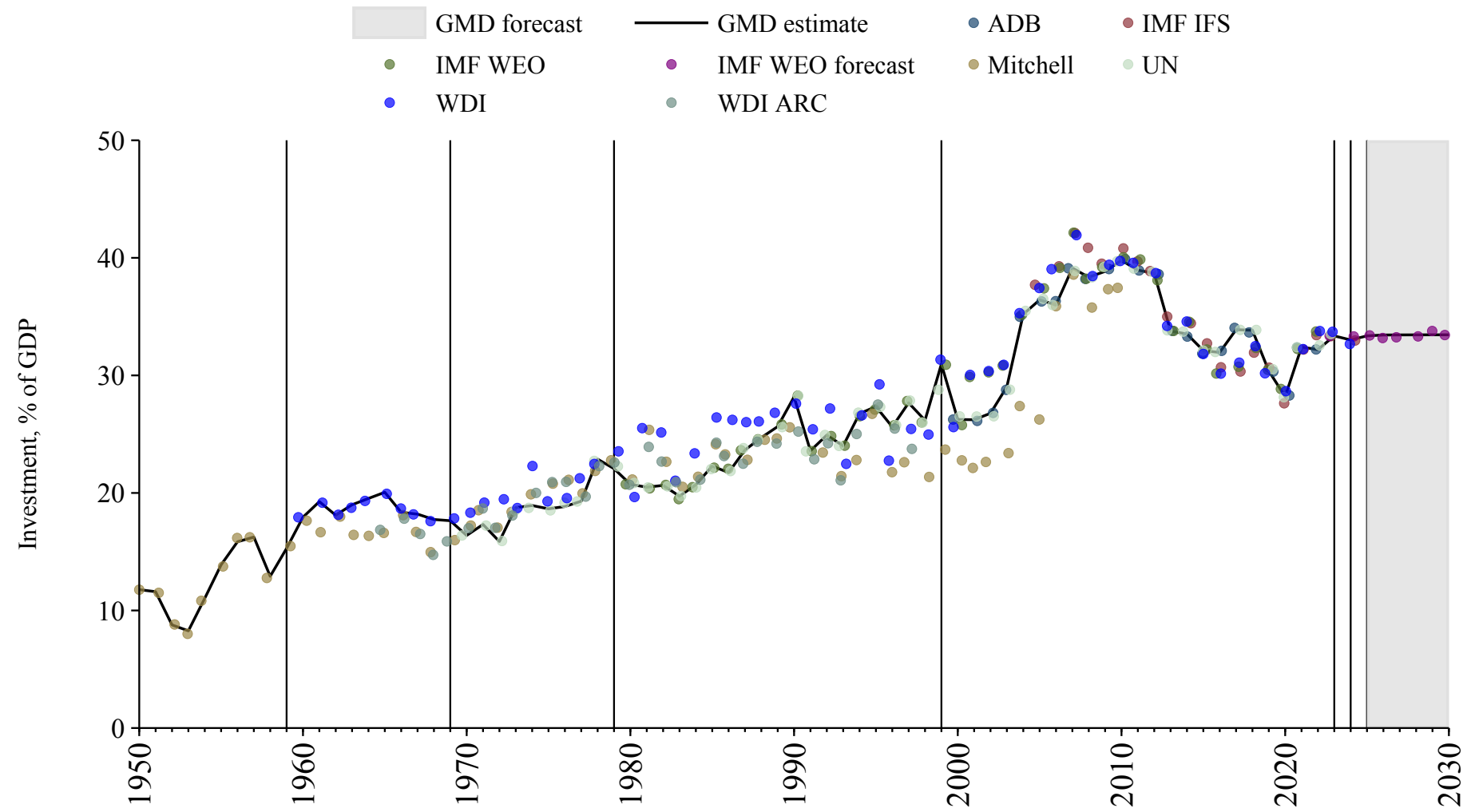
# Iceland

Source	Time span	Notes
<a href="#">Iceland (1997)</a>	1946 - 1959	Spliced using overlapping data in 1960.
<a href="#">OECD Economic Outlook (2024)</a>	1960 - 2026	Baseline source, overlaps with base year 2018.
<a href="#">WEO (2024b)</a>	2027 - 2030	Spliced using overlapping data in 2031.



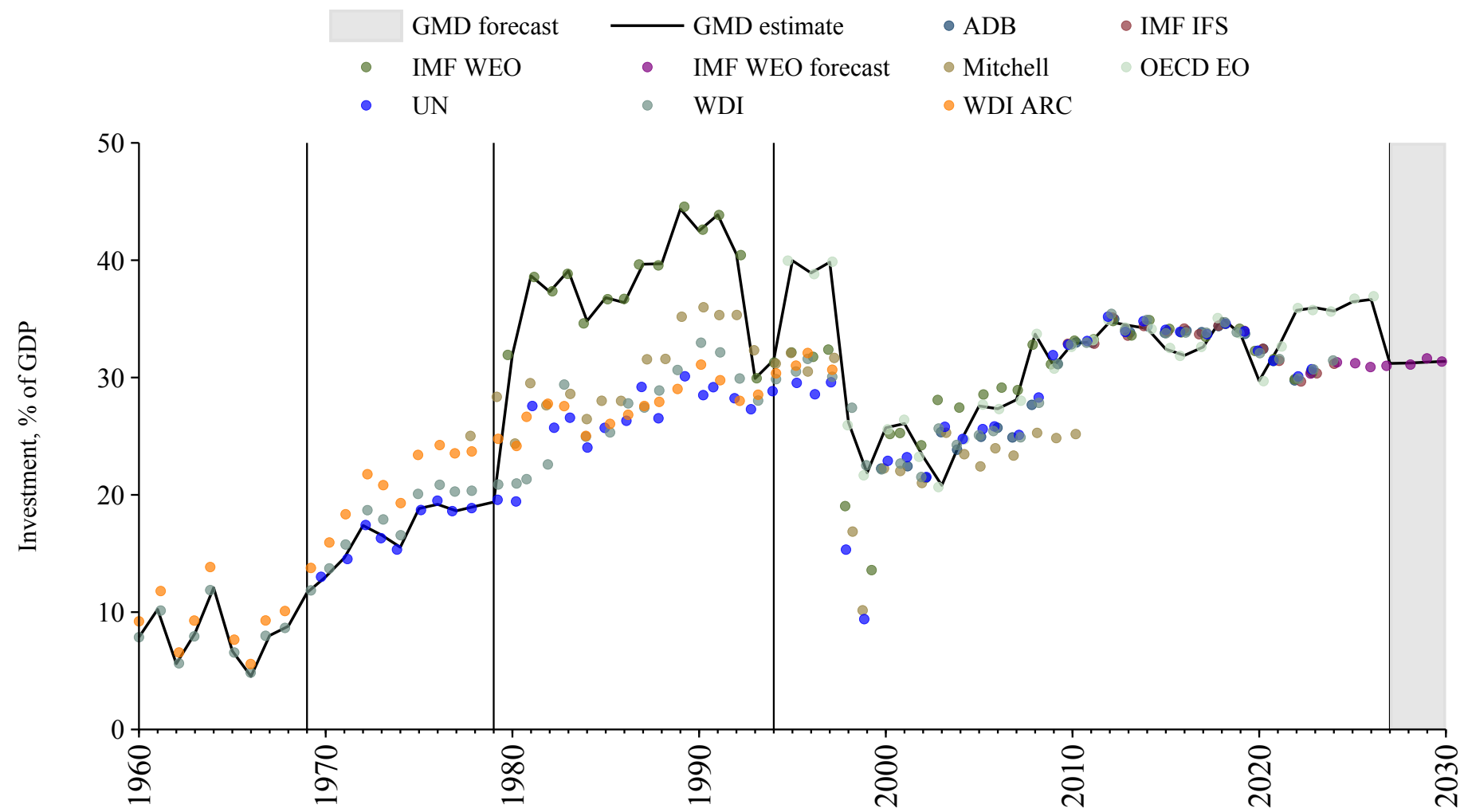
# India

Source	Time span	Notes
<a href="#">Mitchell (2013)</a>	1950 - 1959	Spliced using overlapping data in 1960.
<a href="#">World Bank (2024)</a>	1960 - 1969	Spliced using overlapping data in 1970.
<a href="#">United Nations (2024)</a>	1970 - 1979	Spliced using overlapping data in 1980.
<a href="#">WEO (2024a)</a>	1980 - 1999	Spliced using overlapping data in 2000.
<a href="#">Asian Development Bank (2024)</a>	2000 - 2022	Baseline source, overlaps with base year 2018.
<a href="#">WEO (2024a)</a>	2023 - 2023	Spliced using overlapping data in 2024.
<a href="#">International Monetary Fund (2025)</a>	2024 - 2024	Spliced using overlapping data in 2025.
<a href="#">WEO (2024b)</a>	2025 - 2030	Spliced using overlapping data in 2031.



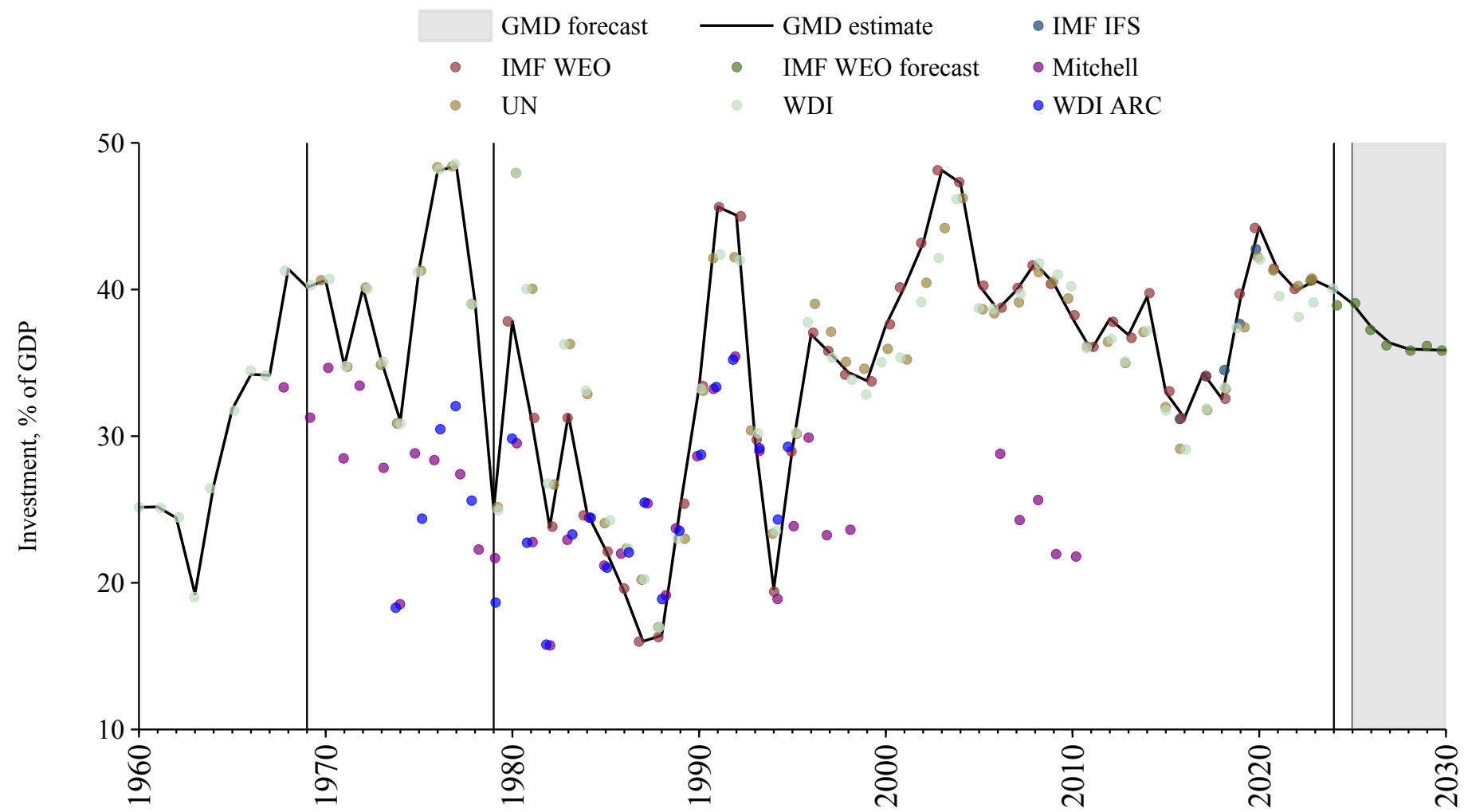
## Indonesia

Source	Time span	Notes
<a href="#">World Bank (2024)</a>	1960 - 1969	Spliced using overlapping data in 1970.
<a href="#">United Nations (2024)</a>	1970 - 1979	Spliced using overlapping data in 1980.
<a href="#">WEO (2024a)</a>	1980 - 1994	Spliced using overlapping data in 1995.
<a href="#">OECD Economic Outlook (2024)</a>	1995 - 2026	Baseline source, overlaps with base year 2018.
<a href="#">WEO (2024b)</a>	2027 - 2030	Spliced using overlapping data in 2031.



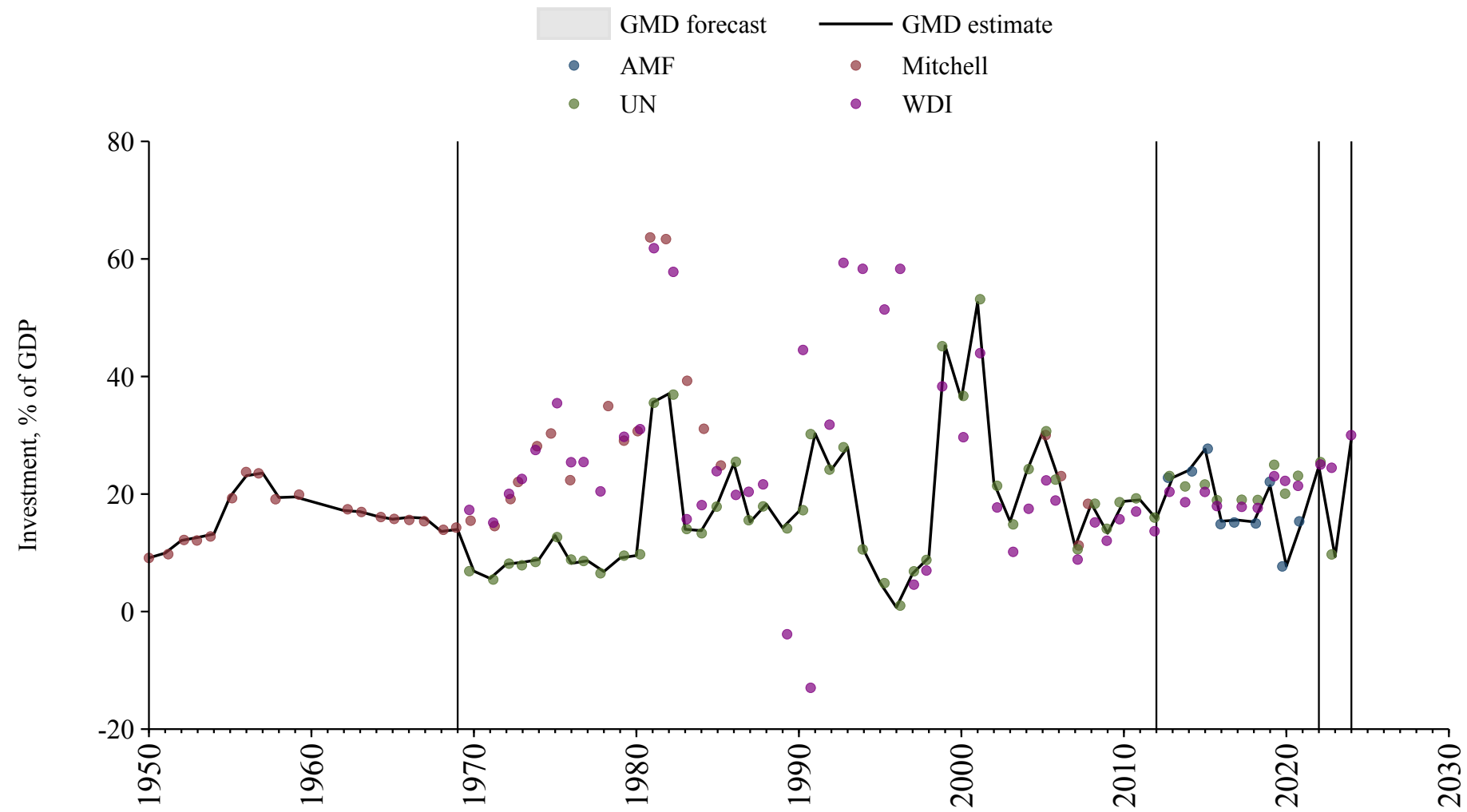
# Iran

Source	Time span	Notes
<a href="#">World Bank (2024)</a>	1960 - 1969	Spliced using overlapping data in 1970.
<a href="#">United Nations (2024)</a>	1970 - 1979	Spliced using overlapping data in 1980.
<a href="#">WEO (2024a)</a>	1980 - 2023	Baseline source, overlaps with base year 2018.
<a href="#">World Bank (2024)</a>	2024 - 2024	Spliced using overlapping data in 2025.
<a href="#">WEO (2024b)</a>	2025 - 2030	Spliced using overlapping data in 2031.



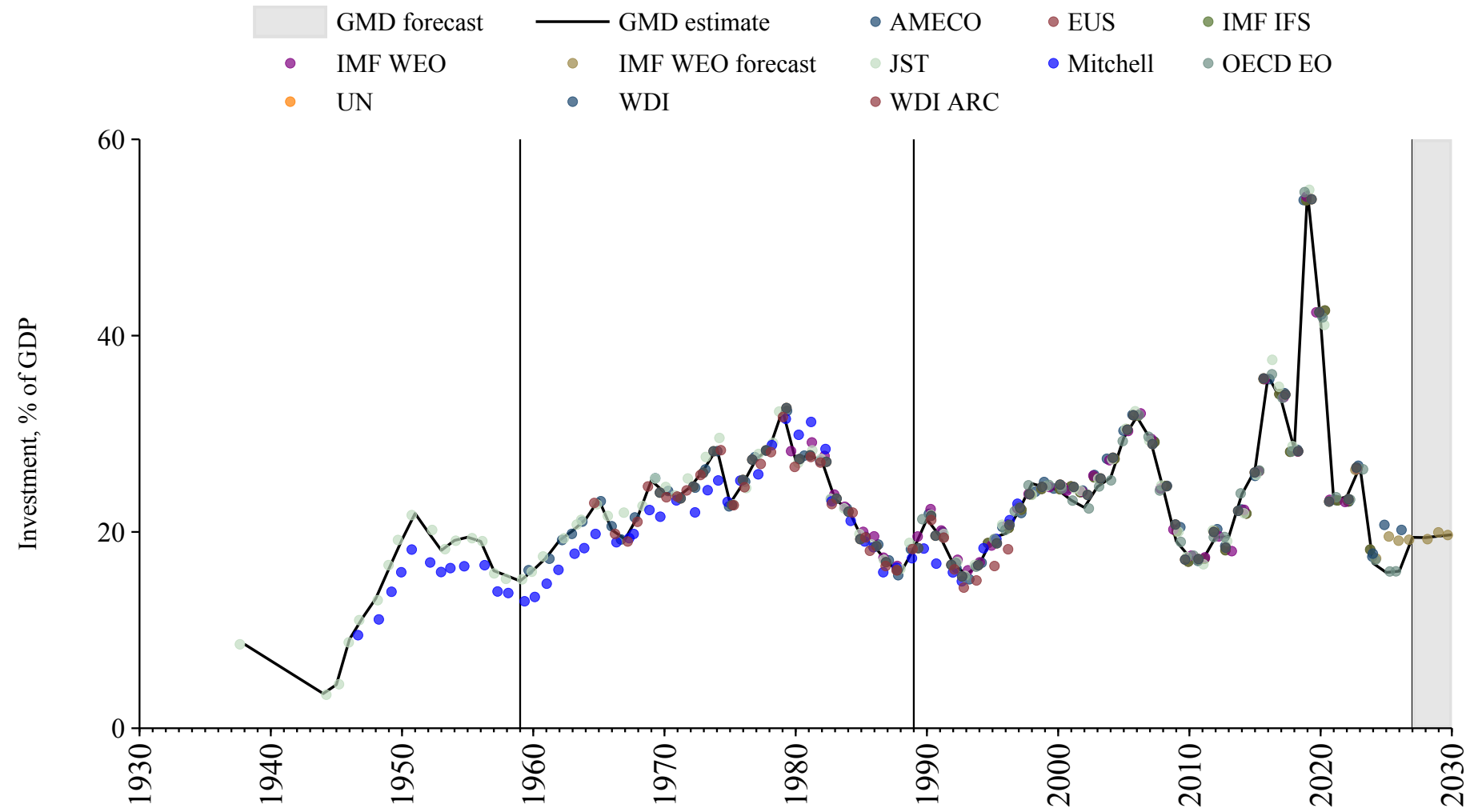
# Iraq

Source	Time span	Notes
<a href="#">Mitchell (2013)</a>	1950 - 1969	Spliced using overlapping data in 1970.
<a href="#">United Nations (2024)</a>	1970 - 2012	Spliced using overlapping data in 2013.
<a href="#">Arab Monetary Fund (2024)</a>	2013 - 2021	Baseline source, overlaps with base year 2018.
<a href="#">United Nations (2024)</a>	2022 - 2023	Spliced using overlapping data in 2024.
<a href="#">World Bank (2024)</a>	2024 - 2024	Spliced using overlapping data in 2025.



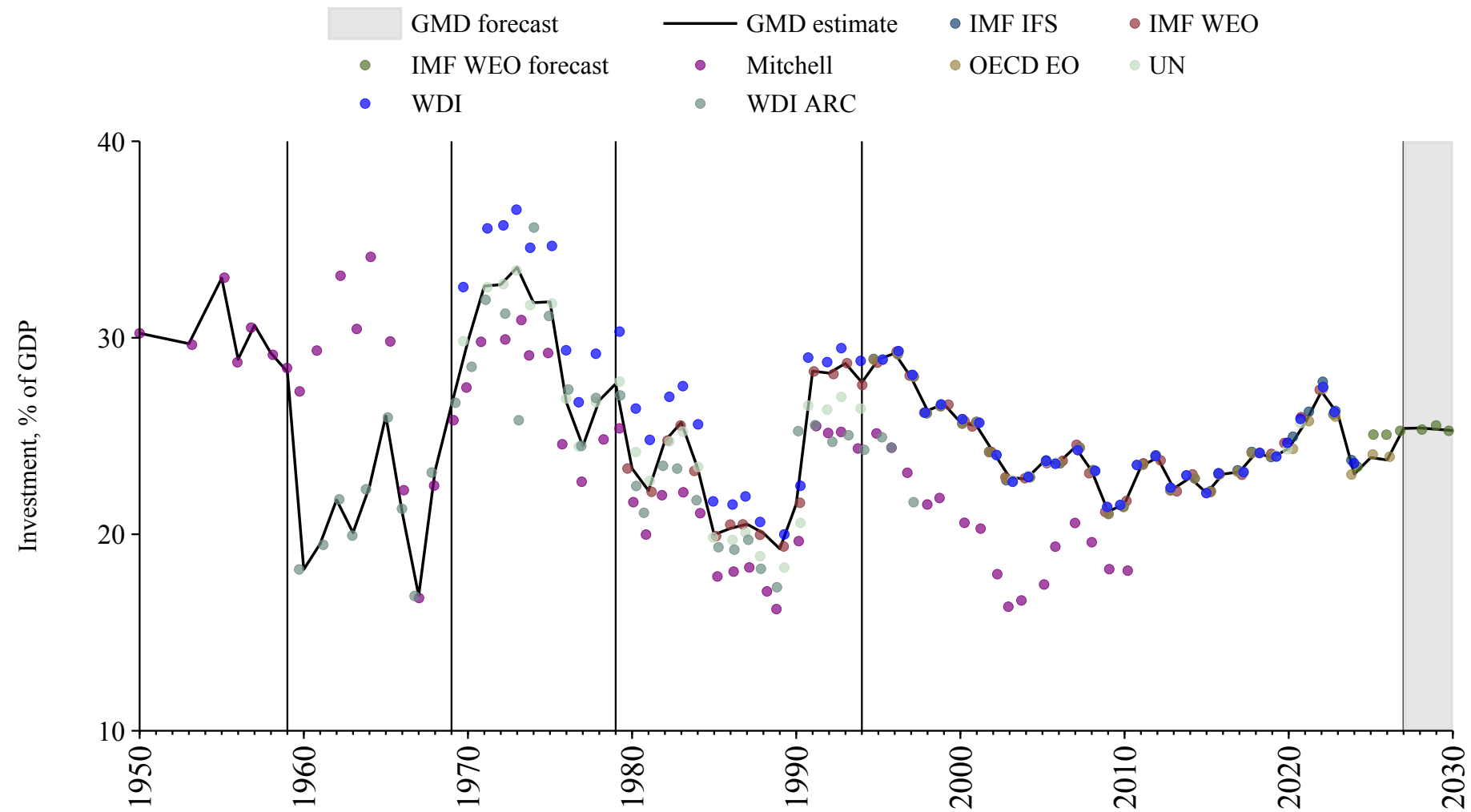
# Ireland

Source	Time span	Notes
<a href="#">Jordà et al. (2017)</a>	1938 - 1959	Spliced using overlapping data in 1960.
<a href="#">European Commission (2024)</a>	1960 - 1989	Spliced using overlapping data in 1990.
<a href="#">OECD Economic Outlook (2024)</a>	1990 - 2026	Baseline source, overlaps with base year 2018.
<a href="#">WEO (2024b)</a>	2027 - 2030	Spliced using overlapping data in 2031.



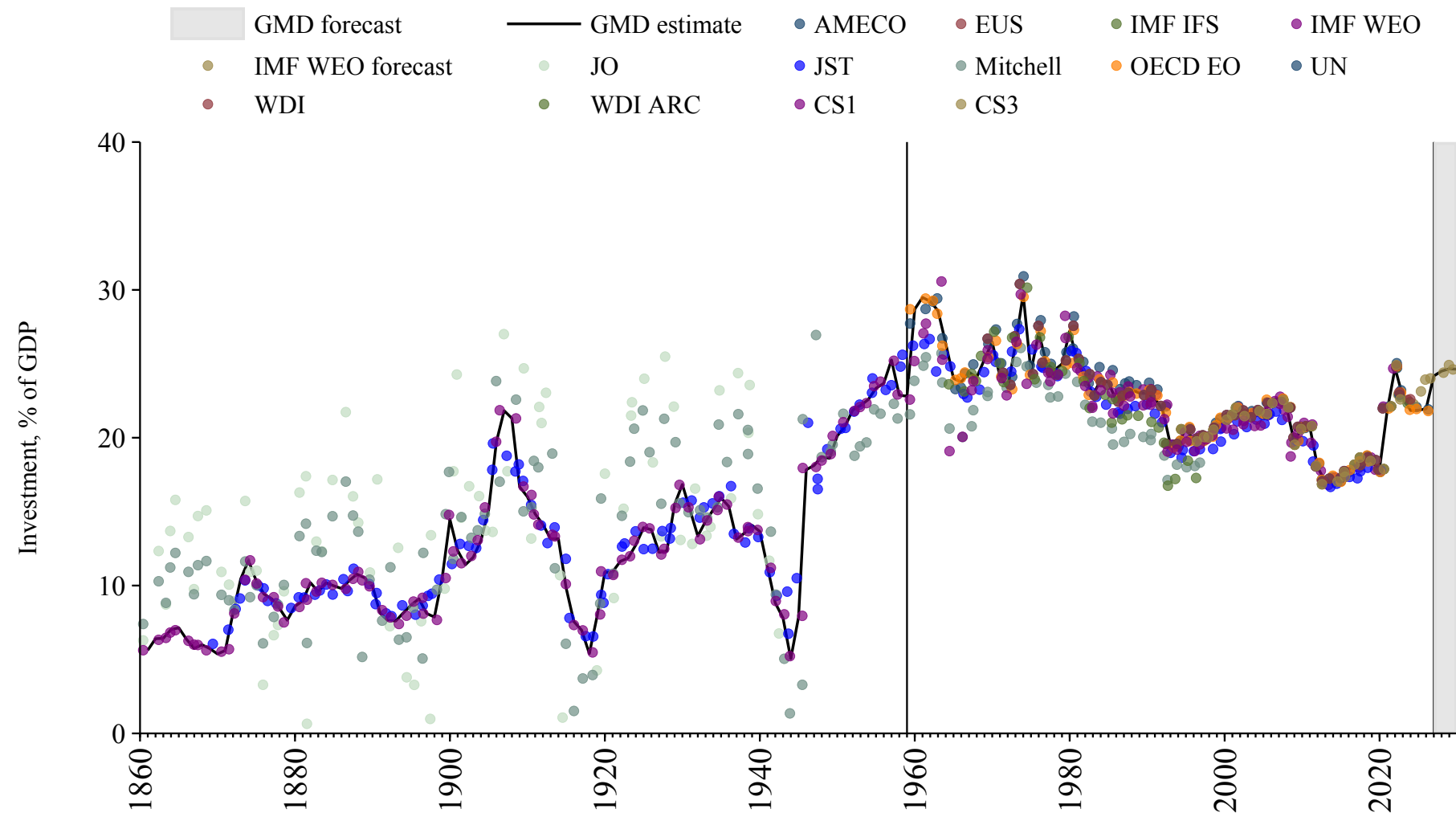
## Israel

Source	Time span	Notes
<a href="#">Mitchell (2013)</a>	1950 - 1959	Spliced using overlapping data in 1960.
<a href="#">World Bank (Archives) (1999)</a>	1960 - 1969	Spliced using overlapping data in 1970.
<a href="#">United Nations (2024)</a>	1970 - 1979	Spliced using overlapping data in 1980.
<a href="#">WEO (2024a)</a>	1980 - 1994	Spliced using overlapping data in 1995.
<a href="#">OECD Economic Outlook (2024)</a>	1995 - 2026	Baseline source, overlaps with base year 2018.
<a href="#">WEO (2024b)</a>	2027 - 2030	Spliced using overlapping data in 2031.



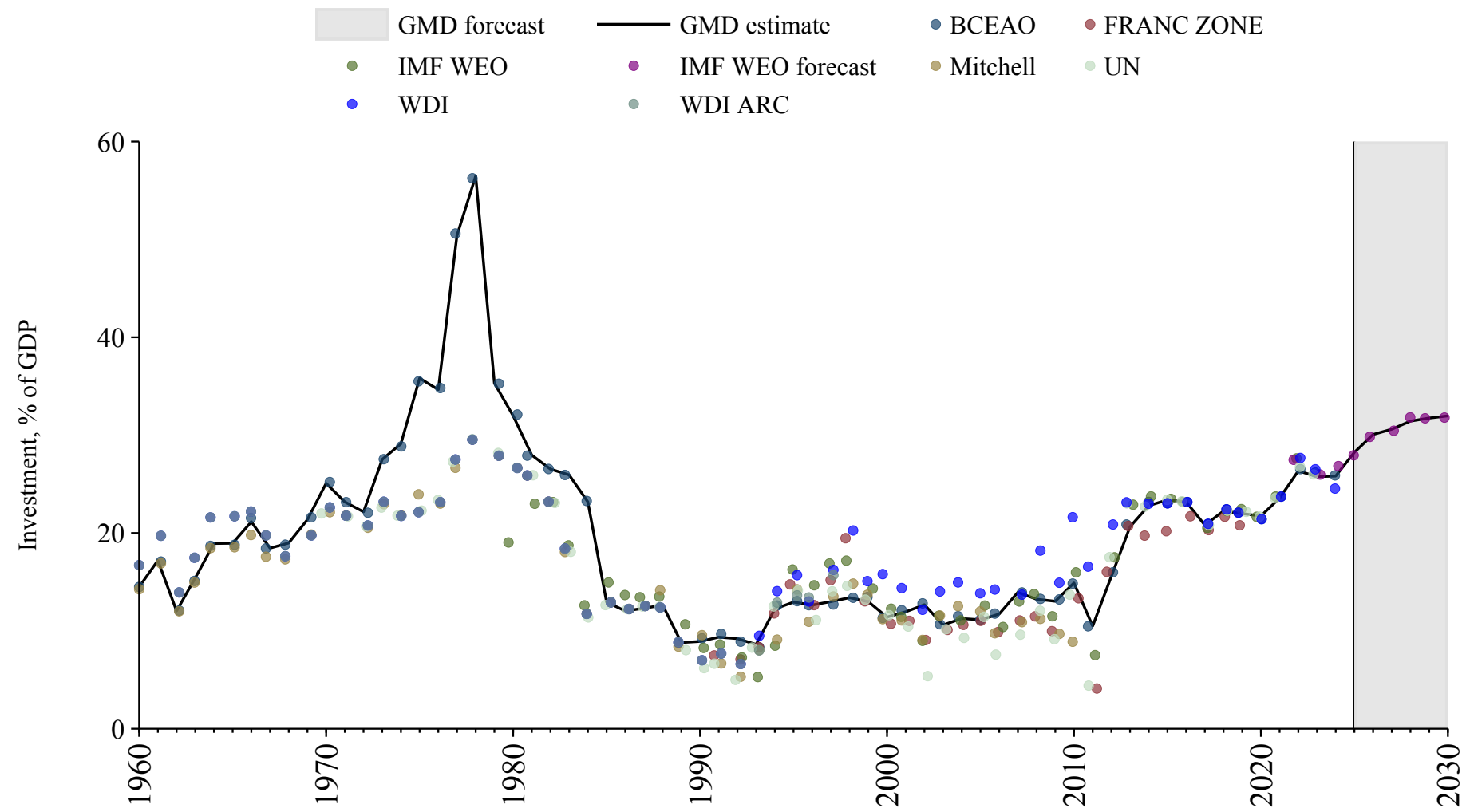
# Italy

Source	Time span	Notes
<a href="#">Baffigi (2013)</a>	1861 - 1959	Spliced using overlapping data in 1960.
<a href="#">OECD Economic Outlook (2024)</a>	1960 - 2026	Baseline source, overlaps with base year 2018.
<a href="#">WEO (2024b)</a>	2027 - 2030	Spliced using overlapping data in 2031.



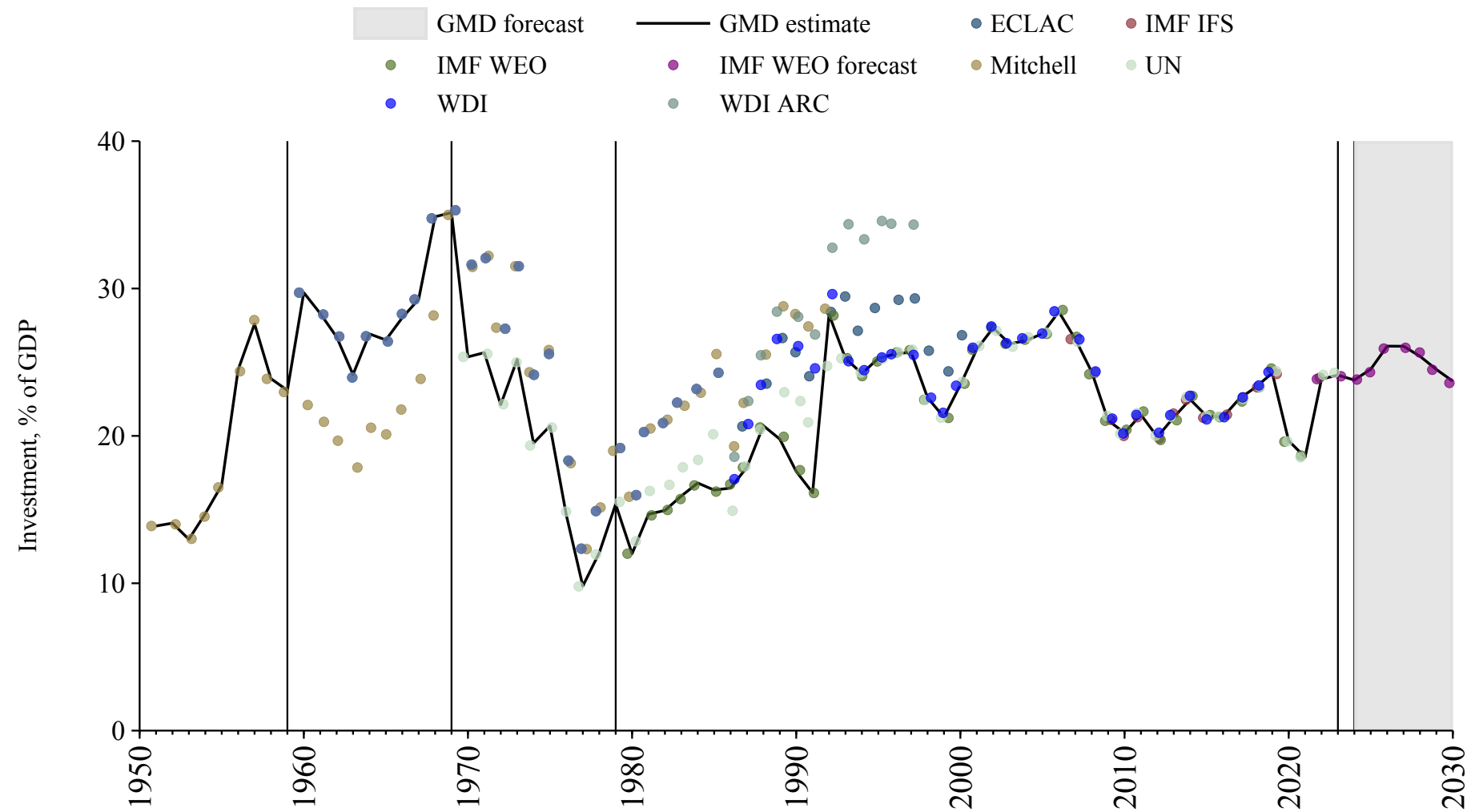
# Ivory Coast

Source	Time span	Notes
<a href="#">Banque centrale des États de l'Afrique de l'Ouest (2024)</a>	1960 - 2024	Baseline source, overlaps with base year 2018.
<a href="#">WEO (2024b)</a>	2025 - 2030	Spliced using overlapping data in 2031.



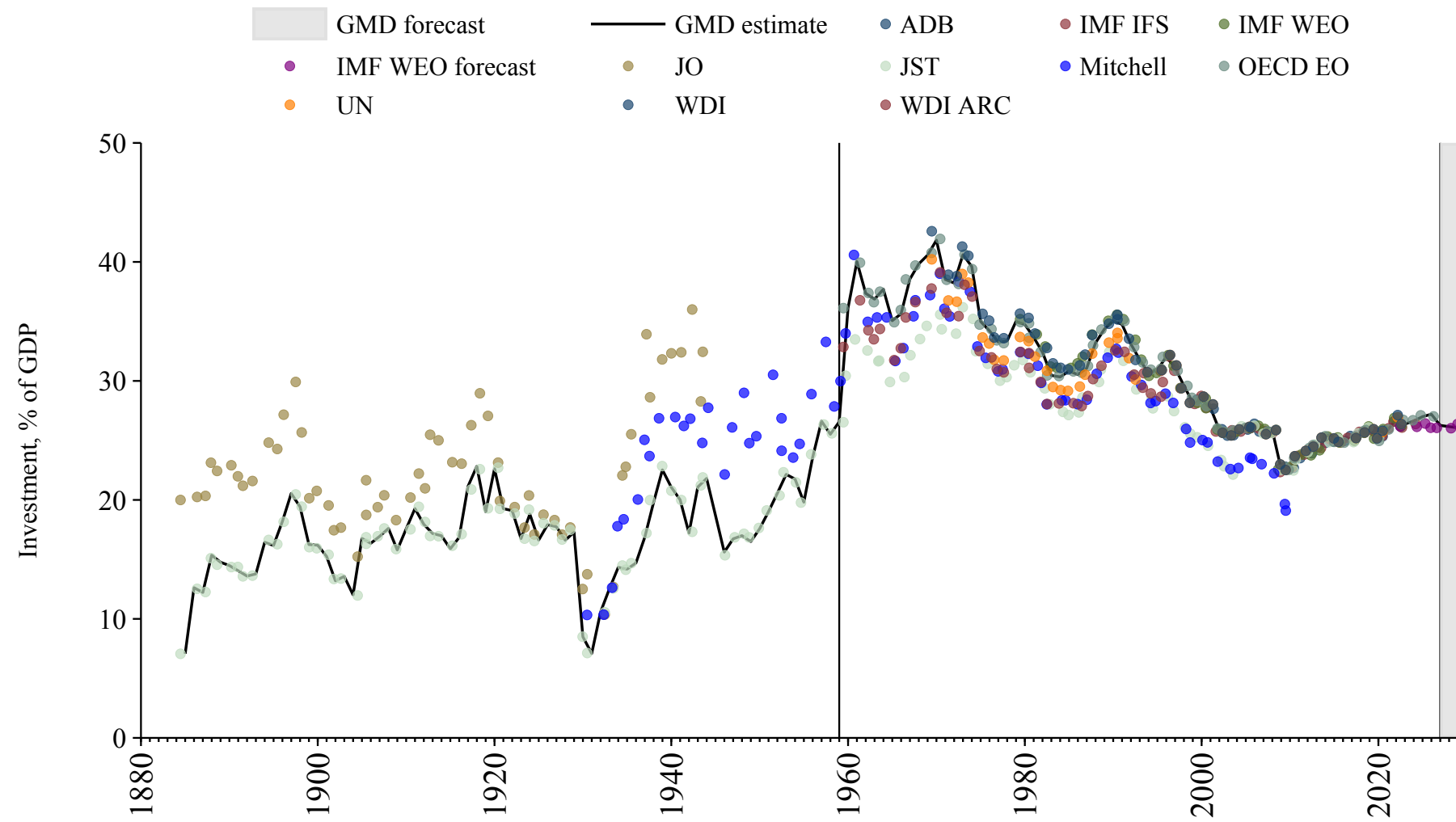
# Jamaica

Source	Time span	Notes
<a href="#">Mitchell (2013)</a>	1951 - 1959	Spliced using overlapping data in 1960.
<a href="#">World Bank (2024)</a>	1960 - 1969	Spliced using overlapping data in 1970.
<a href="#">United Nations (2024)</a>	1970 - 1979	Spliced using overlapping data in 1980.
<a href="#">WEO (2024a)</a>	1980 - 2022	Baseline source, overlaps with base year 2018.
<a href="#">United Nations (2024)</a>	2023 - 2023	Spliced using overlapping data in 2024.
<a href="#">WEO (2024b)</a>	2024 - 2030	Spliced using overlapping data in 2031.



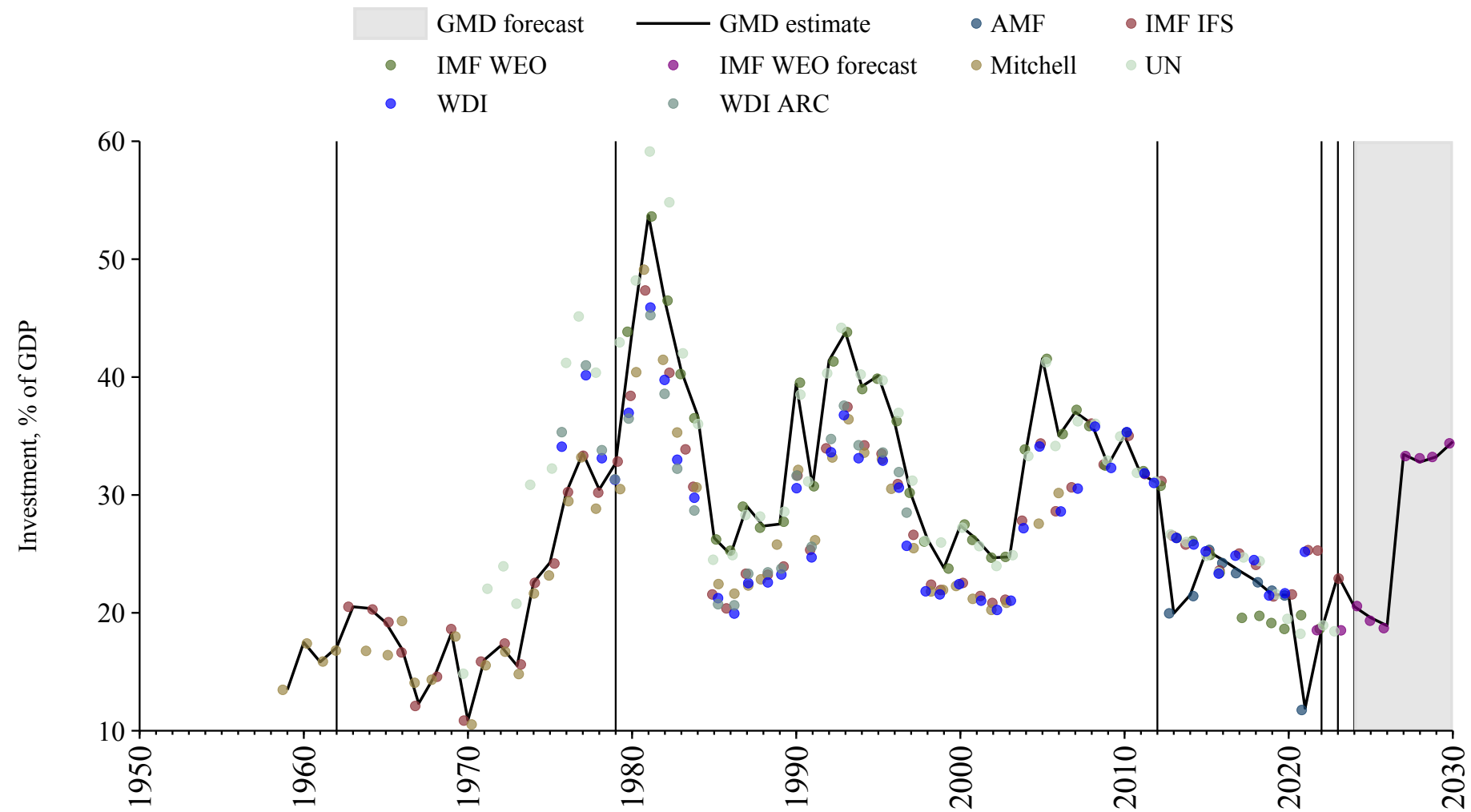
# Japan

Source	Time span	Notes
<a href="#">Jordà et al. (2017)</a>	1885 - 1959	Spliced using overlapping data in 1960.
<a href="#">OECD Economic Outlook (2024)</a>	1960 - 2026	Baseline source, overlaps with base year 2018.
<a href="#">WEO (2024b)</a>	2027 - 2030	Spliced using overlapping data in 2031.



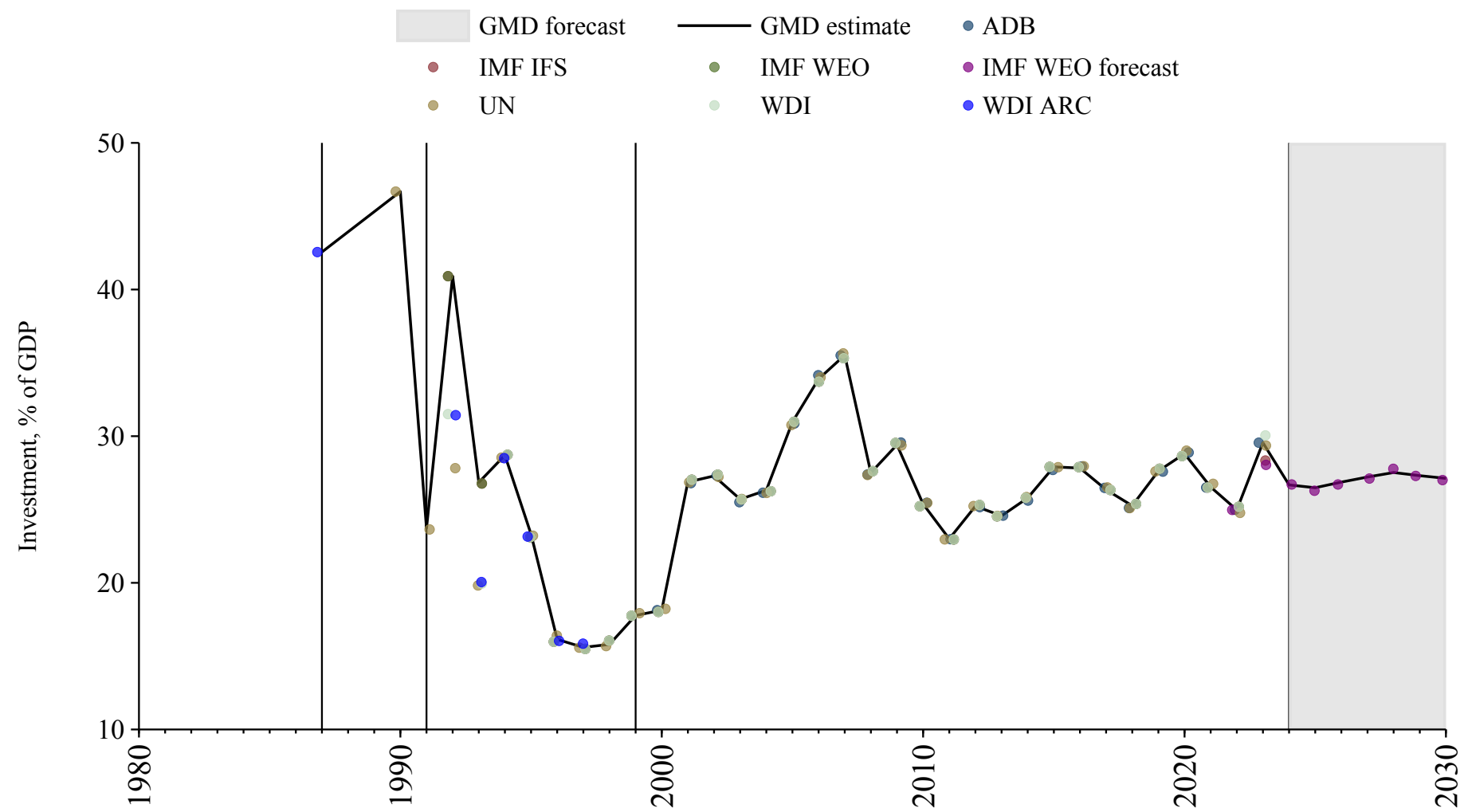
## Jordan

Source	Time span	Notes
<a href="#">Mitchell (2013)</a>	1959 - 1962	Spliced using overlapping data in 1963.
<a href="#">International Monetary Fund (2025)</a>	1963 - 1979	Spliced using overlapping data in 1980.
<a href="#">WEO (2024a)</a>	1980 - 2012	Spliced using overlapping data in 2013.
<a href="#">Arab Monetary Fund (2024)</a>	2013 - 2021	Baseline source, overlaps with base year 2018.
<a href="#">WEO (2024a)</a>	2022 - 2022	Spliced using overlapping data in 2023.
<a href="#">International Monetary Fund (2025)</a>	2023 - 2023	Spliced using overlapping data in 2024.
<a href="#">WEO (2024b)</a>	2024 - 2030	Spliced using overlapping data in 2031.



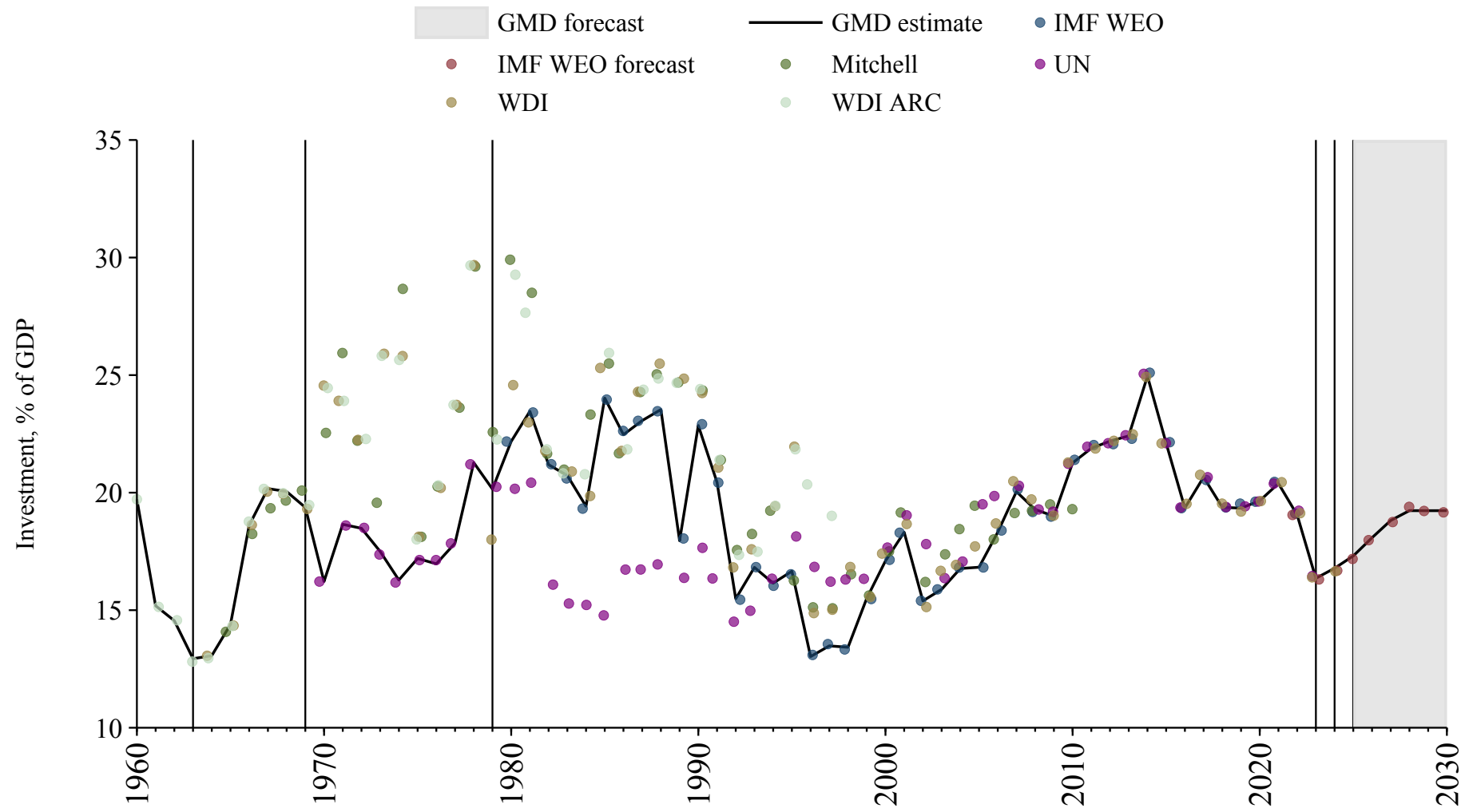
## Kazakhstan

Source	Time span	Notes
<a href="#">World Bank (Archives) (1999)</a>	1987 - 1987	Spliced using overlapping data in 1988.
<a href="#">United Nations (2024)</a>	1988 - 1991	Spliced using overlapping data in 1992.
<a href="#">WEO (2024a)</a>	1992 - 1999	Spliced using overlapping data in 2000.
<a href="#">Asian Development Bank (2024)</a>	2000 - 2023	Baseline source, overlaps with base year 2018.
<a href="#">WEO (2024b)</a>	2024 - 2030	Spliced using overlapping data in 2031.



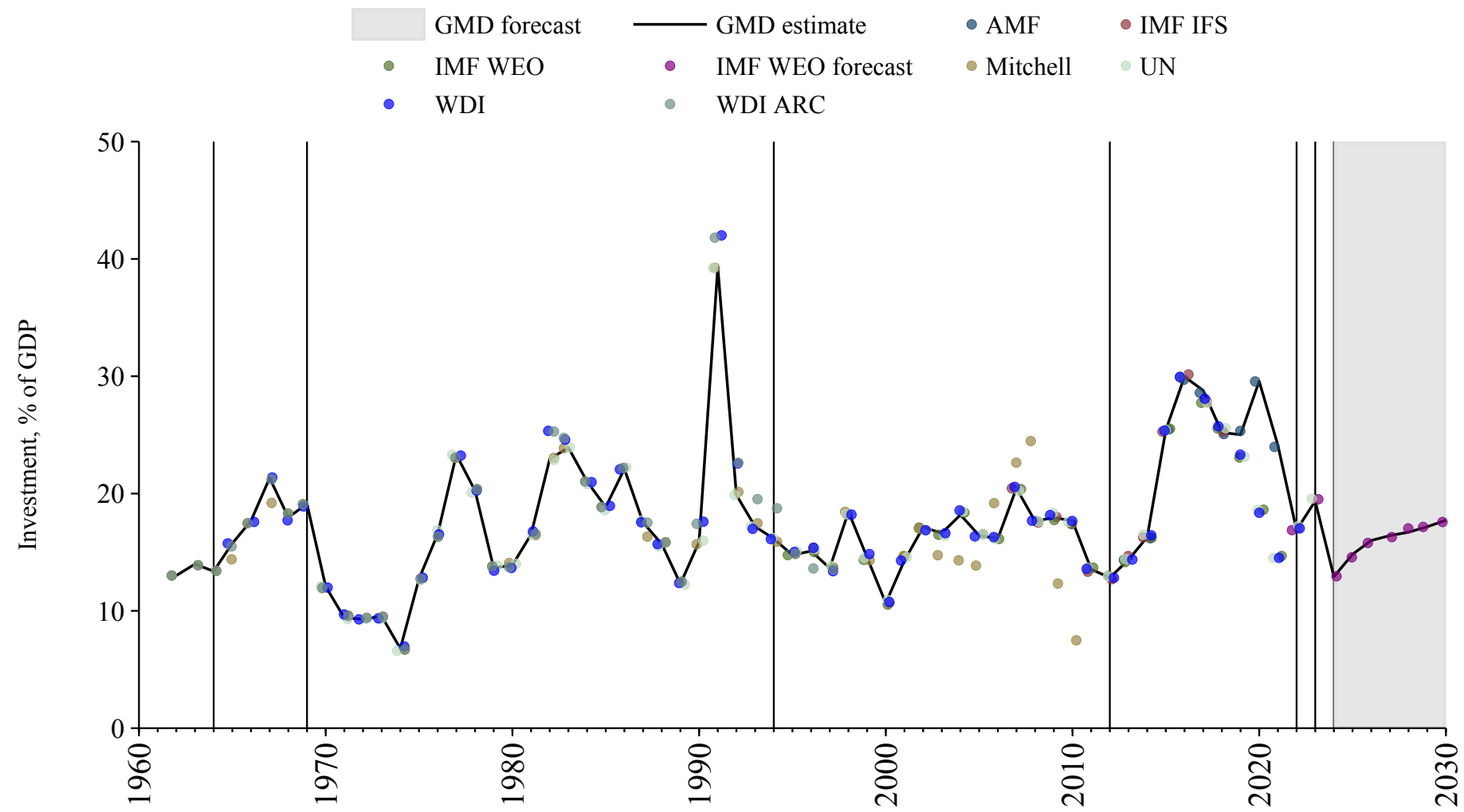
# Kenya

Source	Time span	Notes
<a href="#">World Bank (Archives) (1999)</a>	1960 - 1963	Spliced using overlapping data in 1964.
<a href="#">World Bank (2024)</a>	1964 - 1969	Spliced using overlapping data in 1970.
<a href="#">United Nations (2024)</a>	1970 - 1979	Spliced using overlapping data in 1980.
<a href="#">WEO (2024a)</a>	1980 - 2022	Baseline source, overlaps with base year 2018.
<a href="#">United Nations (2024)</a>	2023 - 2023	Spliced using overlapping data in 2024.
<a href="#">World Bank (2024)</a>	2024 - 2024	Spliced using overlapping data in 2025.
<a href="#">WEO (2024b)</a>	2025 - 2030	Spliced using overlapping data in 2031.



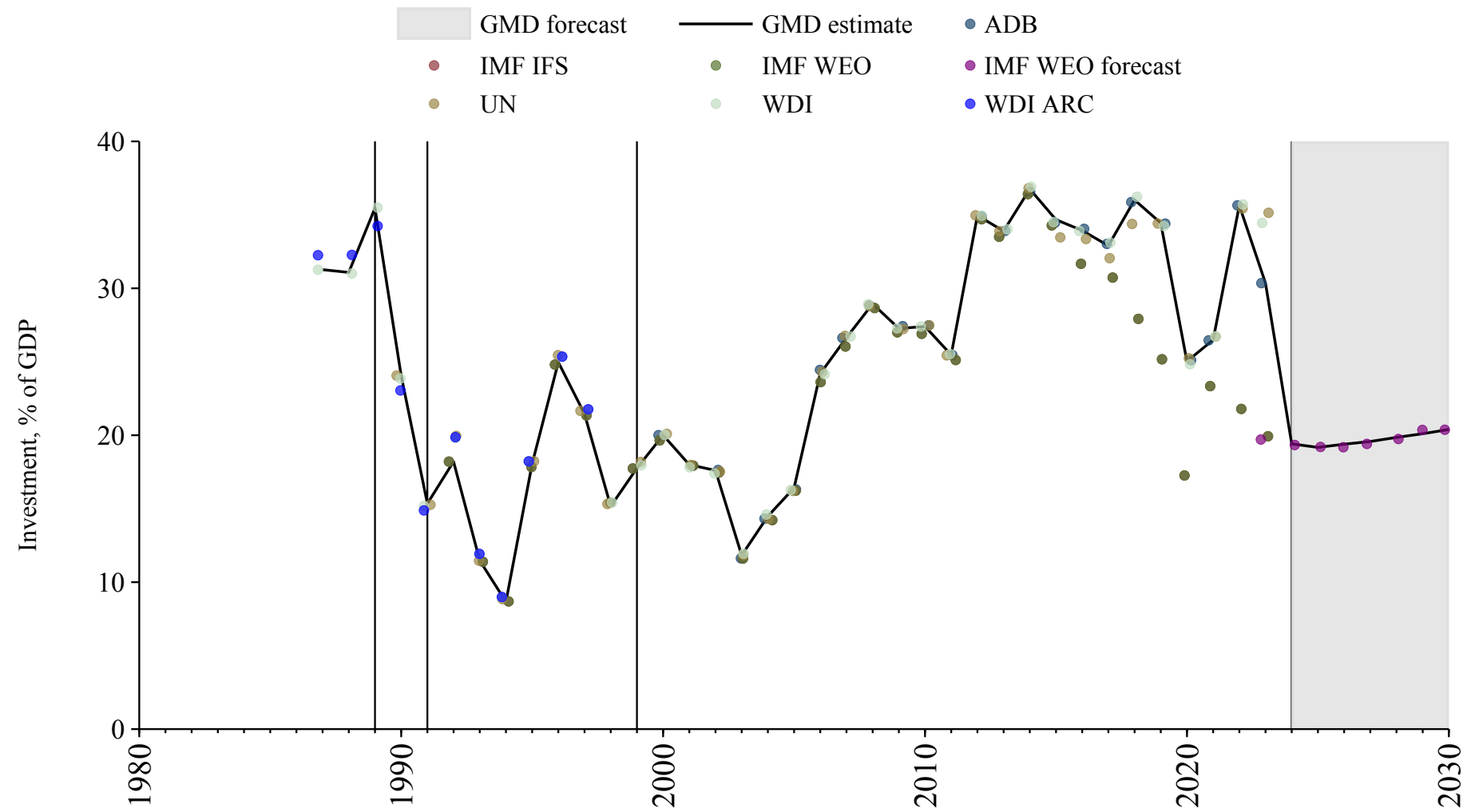
## Kuwait

Source	Time span	Notes
<a href="#">World Bank (Archives) (1999)</a>	1962 - 1964	Spliced using overlapping data in 1965.
<a href="#">World Bank (2024)</a>	1965 - 1969	Spliced using overlapping data in 1970.
<a href="#">United Nations (2024)</a>	1970 - 1994	Spliced using overlapping data in 1995.
<a href="#">WEO (2024a)</a>	1995 - 2012	Spliced using overlapping data in 2013.
<a href="#">Arab Monetary Fund (2024)</a>	2013 - 2021	Baseline source, overlaps with base year 2018.
<a href="#">WEO (2024a)</a>	2022 - 2022	Spliced using overlapping data in 2023.
<a href="#">United Nations (2024)</a>	2023 - 2023	Spliced using overlapping data in 2024.
<a href="#">WEO (2024b)</a>	2024 - 2030	Spliced using overlapping data in 2031.



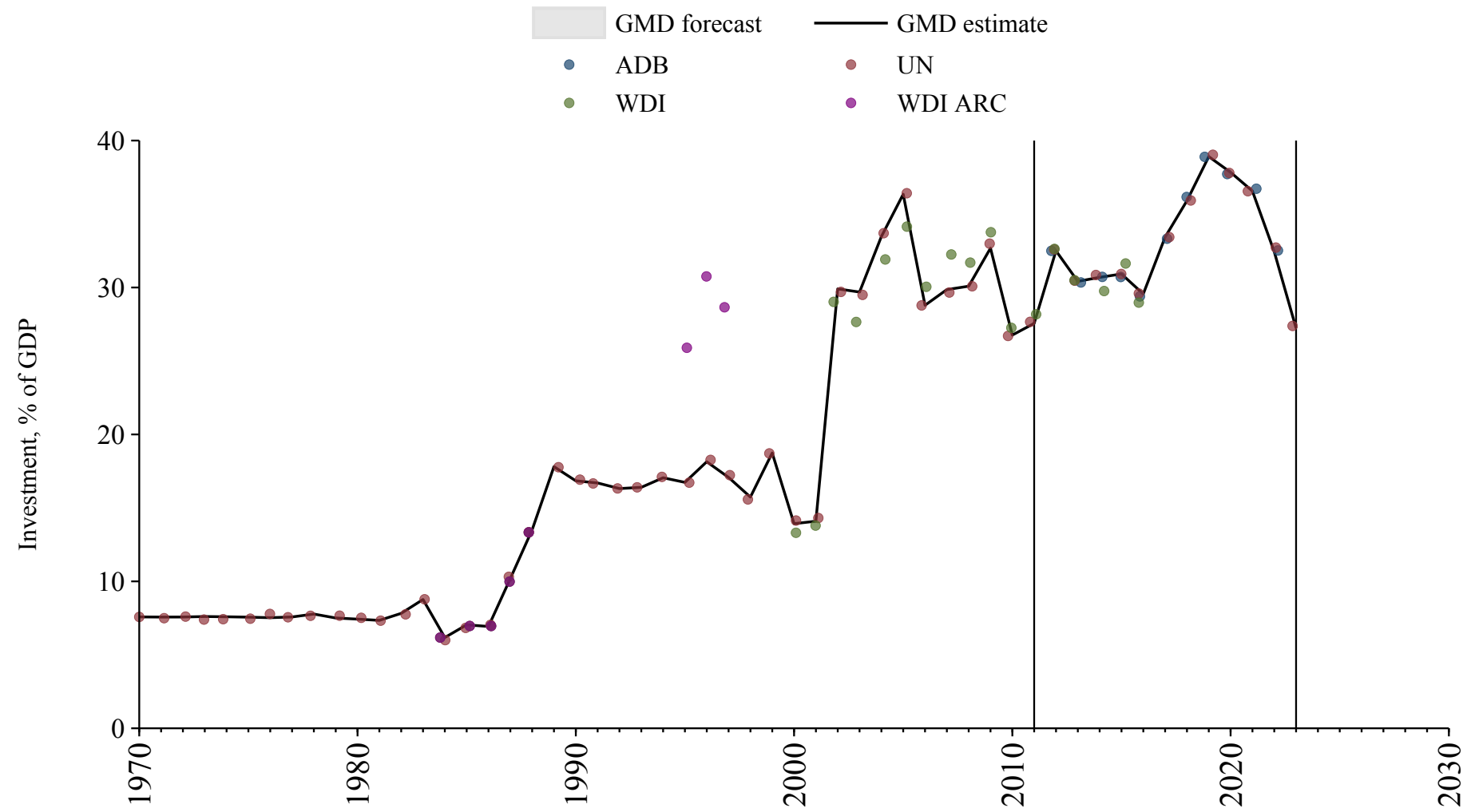
# Kyrgyzstan

Source	Time span	Notes
<a href="#">World Bank (2024)</a>	1987 - 1989	Spliced using overlapping data in 1990.
<a href="#">United Nations (2024)</a>	1990 - 1991	Spliced using overlapping data in 1992.
<a href="#">WEO (2024a)</a>	1992 - 1999	Spliced using overlapping data in 2000.
<a href="#">Asian Development Bank (2024)</a>	2000 - 2023	Baseline source, overlaps with base year 2018.
<a href="#">WEO (2024b)</a>	2024 - 2030	Spliced using overlapping data in 2031.



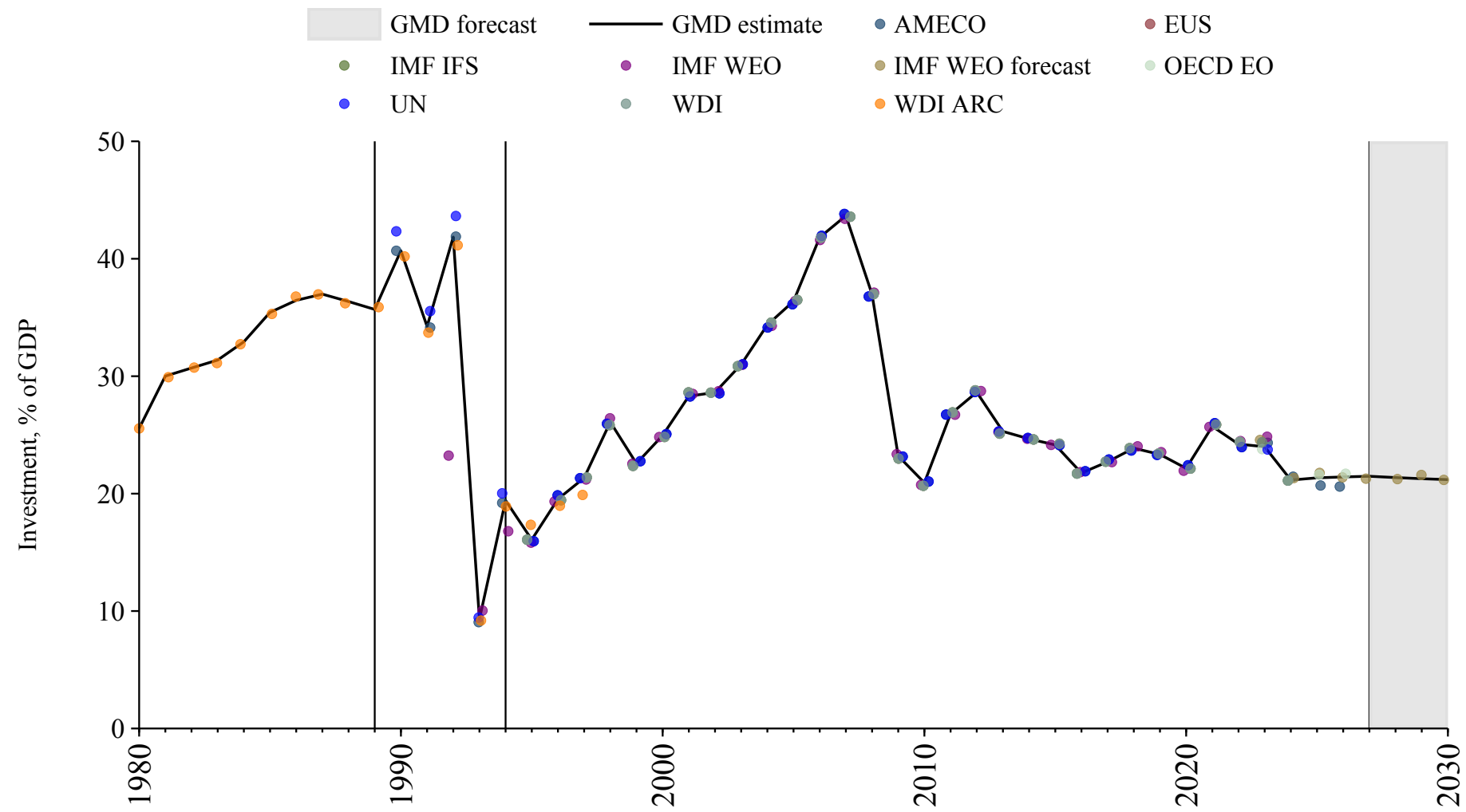
# Laos

Source	Time span	Notes
<a href="#">United Nations (2024)</a>	1970 - 2011	Spliced using overlapping data in 2012.
<a href="#">Asian Development Bank (2024)</a>	2012 - 2022	Baseline source, overlaps with base year 2018.
<a href="#">United Nations (2024)</a>	2023 - 2023	Spliced using overlapping data in 2024.



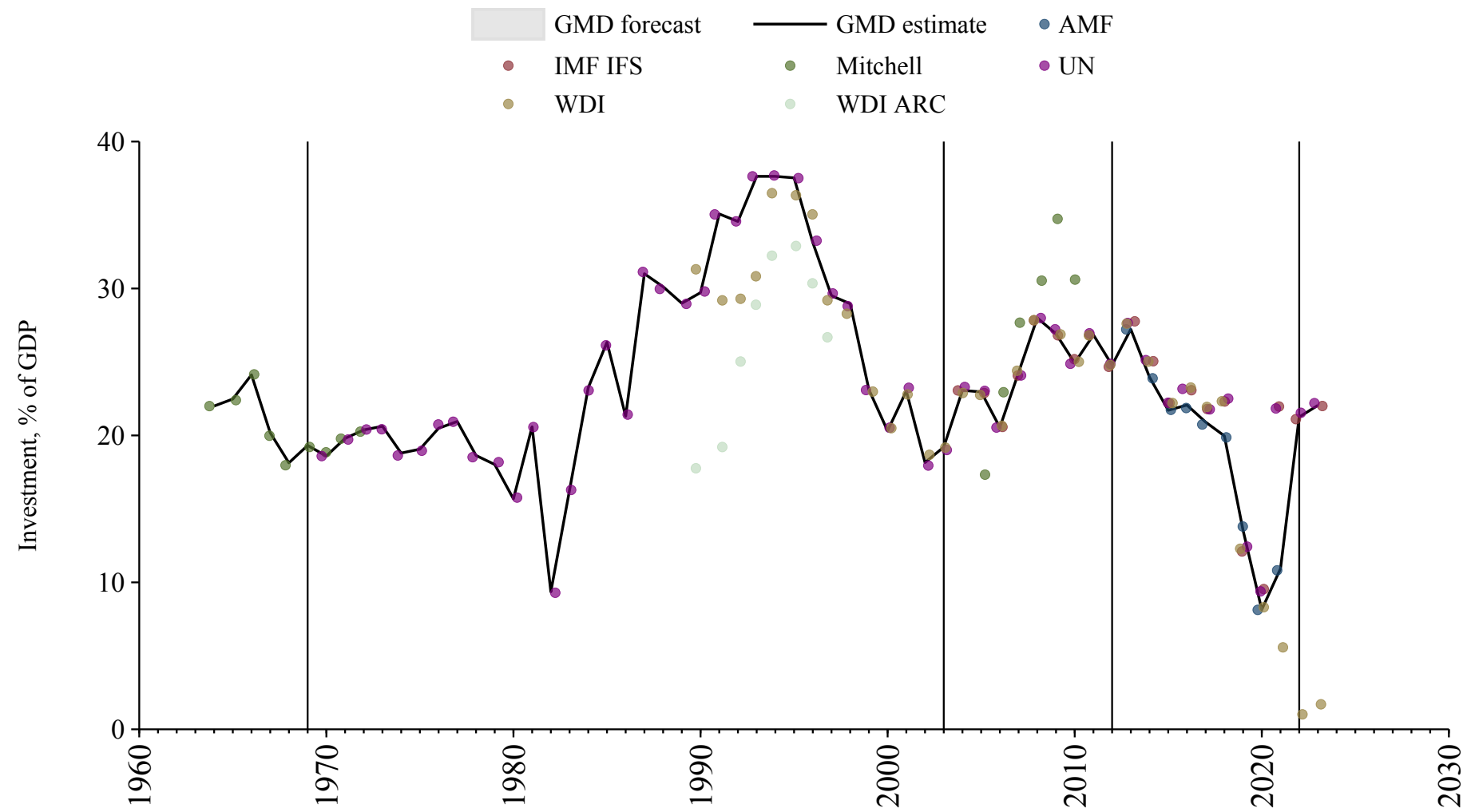
## Latvia

Source	Time span	Notes
<a href="#">World Bank (Archives) (1999)</a>	1980 - 1989	Spliced using overlapping data in 1990.
<a href="#">European Commission (2024)</a>	1990 - 1994	Spliced using overlapping data in 1995.
<a href="#">OECD Economic Outlook (2024)</a>	1995 - 2026	Baseline source, overlaps with base year 2018.
<a href="#">WEO (2024b)</a>	2027 - 2030	Spliced using overlapping data in 2031.



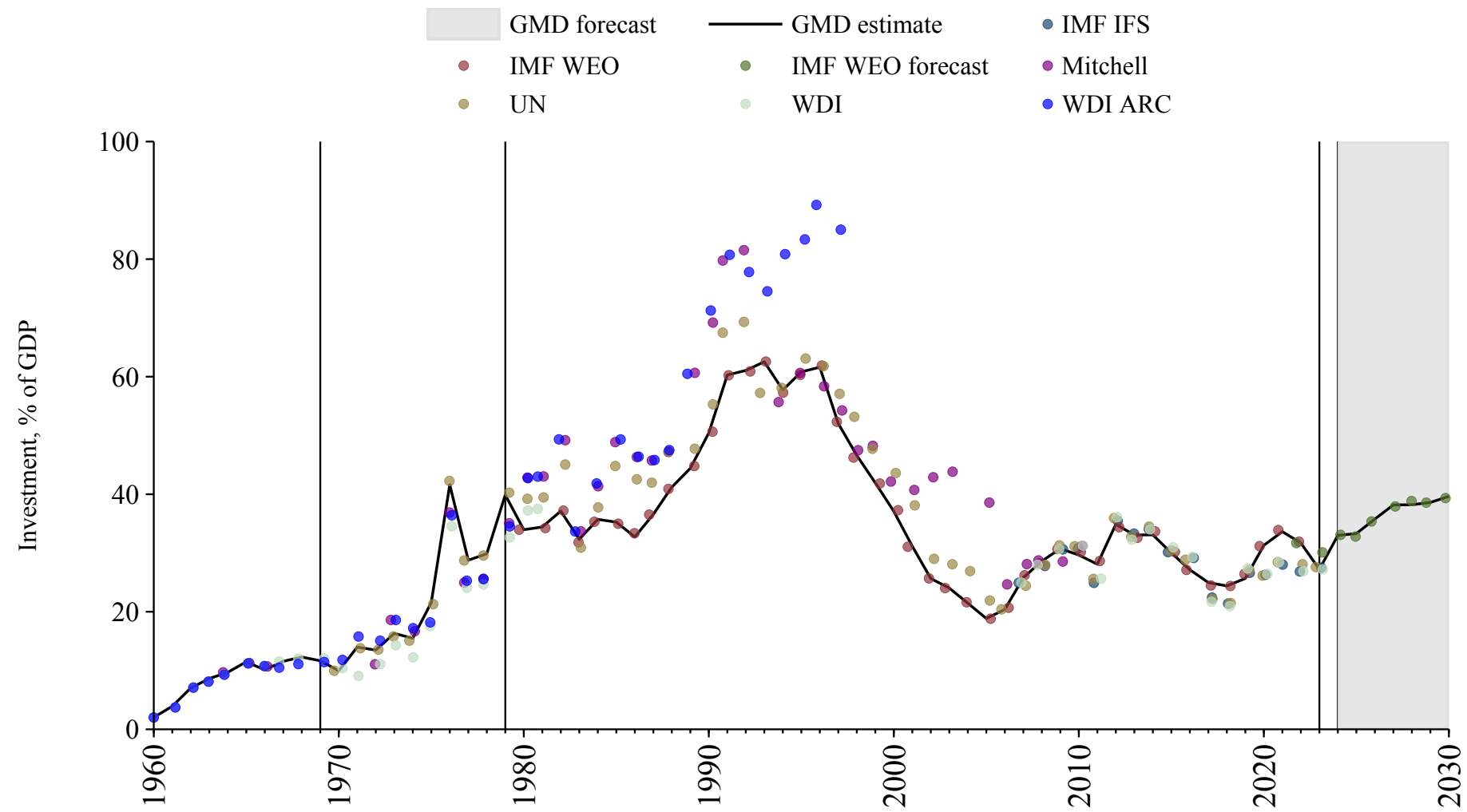
## Lebanon

Source	Time span	Notes
<a href="#">Mitchell (2013)</a>	1964 - 1969	Spliced using overlapping data in 1970.
<a href="#">United Nations (2024)</a>	1970 - 2003	Spliced using overlapping data in 2004.
<a href="#">International Monetary Fund (2025)</a>	2004 - 2012	Spliced using overlapping data in 2013.
<a href="#">Arab Monetary Fund (2024)</a>	2013 - 2021	Baseline source, overlaps with base year 2018.
<a href="#">International Monetary Fund (2025)</a>	2022 - 2023	Spliced using overlapping data in 2024.



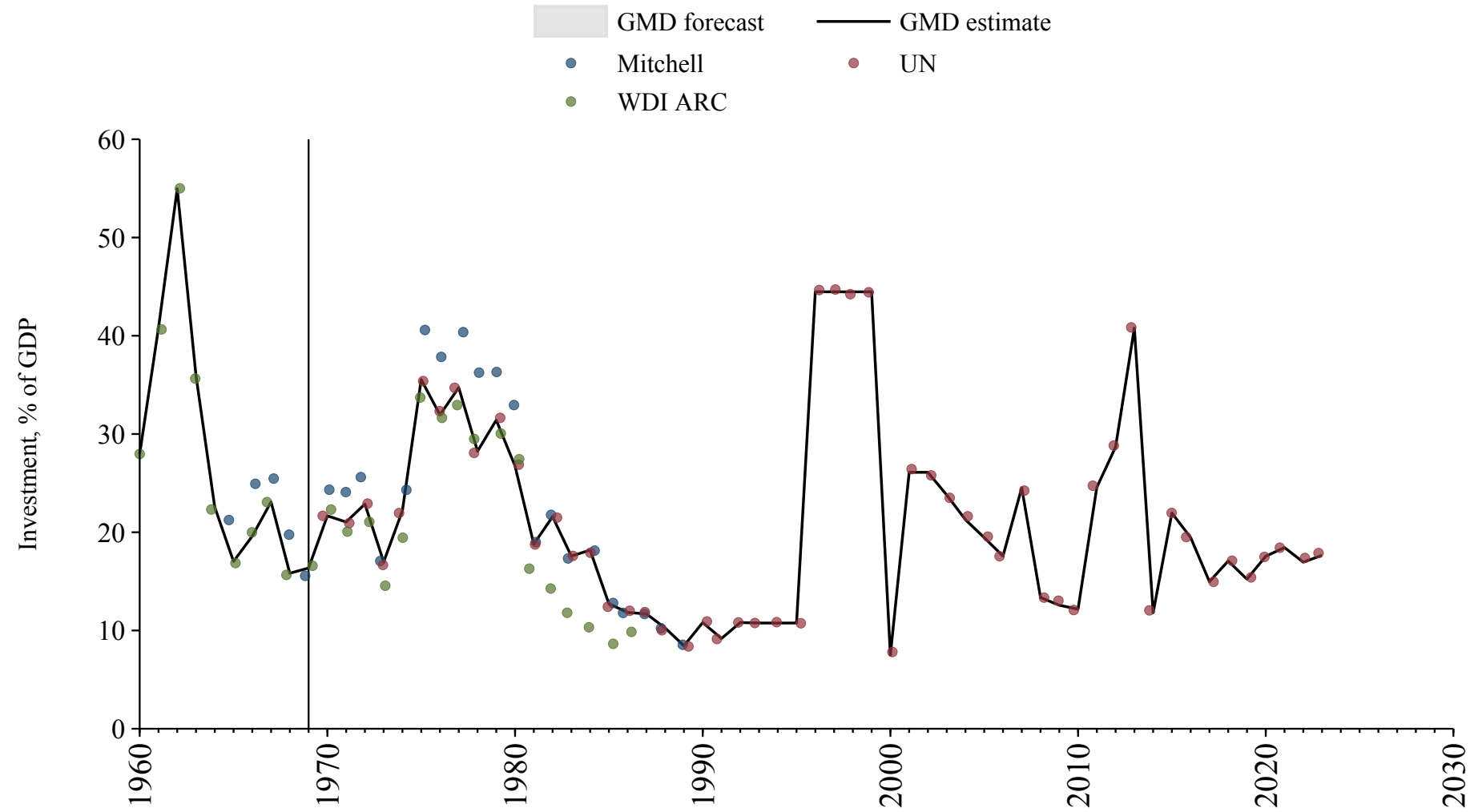
# Lesotho

Source	Time span	Notes
<a href="#">World Bank (2024)</a>	1960 - 1969	Spliced using overlapping data in 1970.
<a href="#">United Nations (2024)</a>	1970 - 1979	Spliced using overlapping data in 1980.
<a href="#">WEO (2024a)</a>	1980 - 2022	Baseline source, overlaps with base year 2018.
<a href="#">International Monetary Fund (2025)</a>	2023 - 2023	Spliced using overlapping data in 2024.
<a href="#">WEO (2024b)</a>	2024 - 2030	Spliced using overlapping data in 2031.



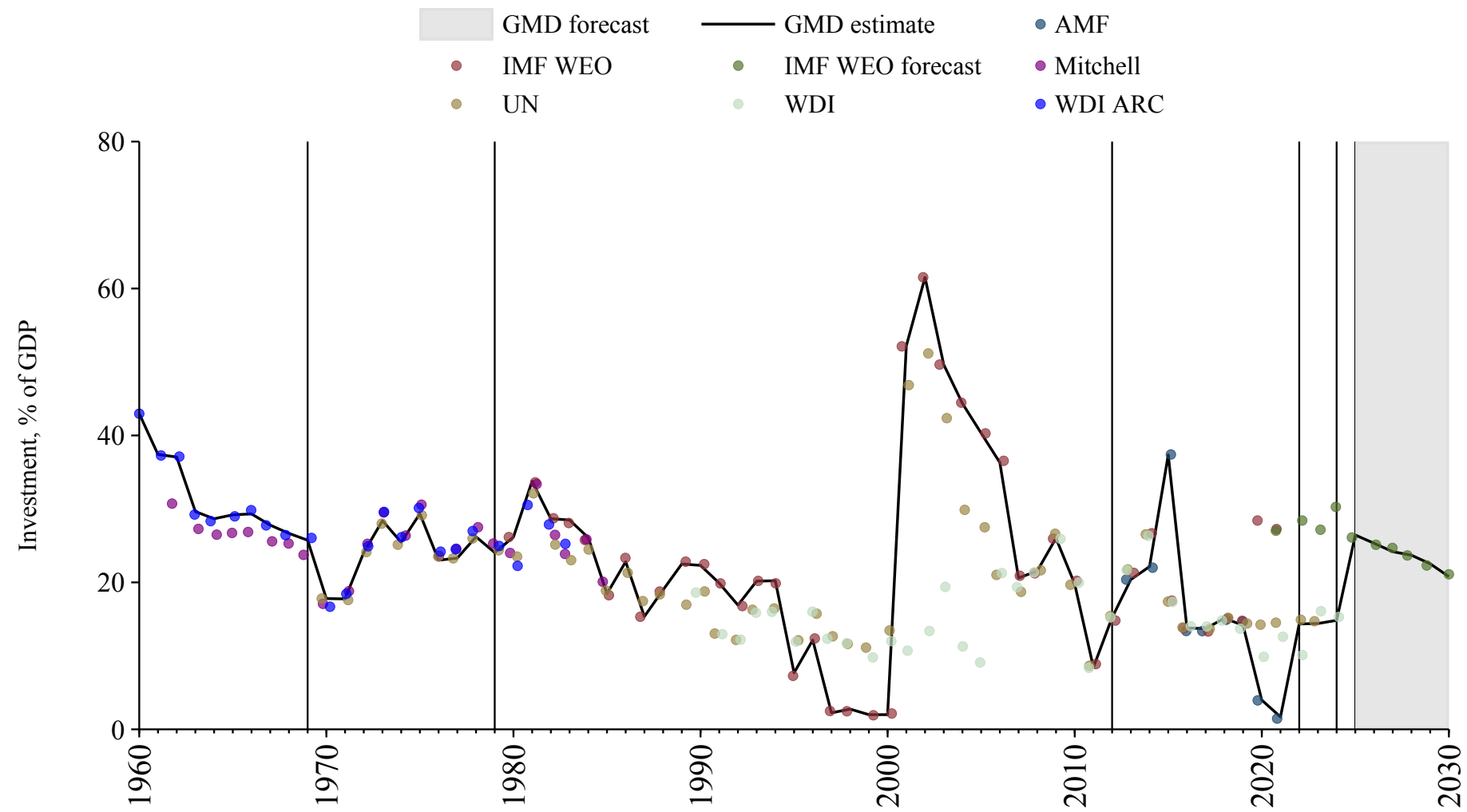
# Liberia

Source	Time span	Notes
<a href="#">World Bank (Archives) (1999)</a>	1960 - 1969	Spliced using overlapping data in 1970.
<a href="#">United Nations (2024)</a>	1970 - 2023	Baseline source, overlaps with base year 2018.



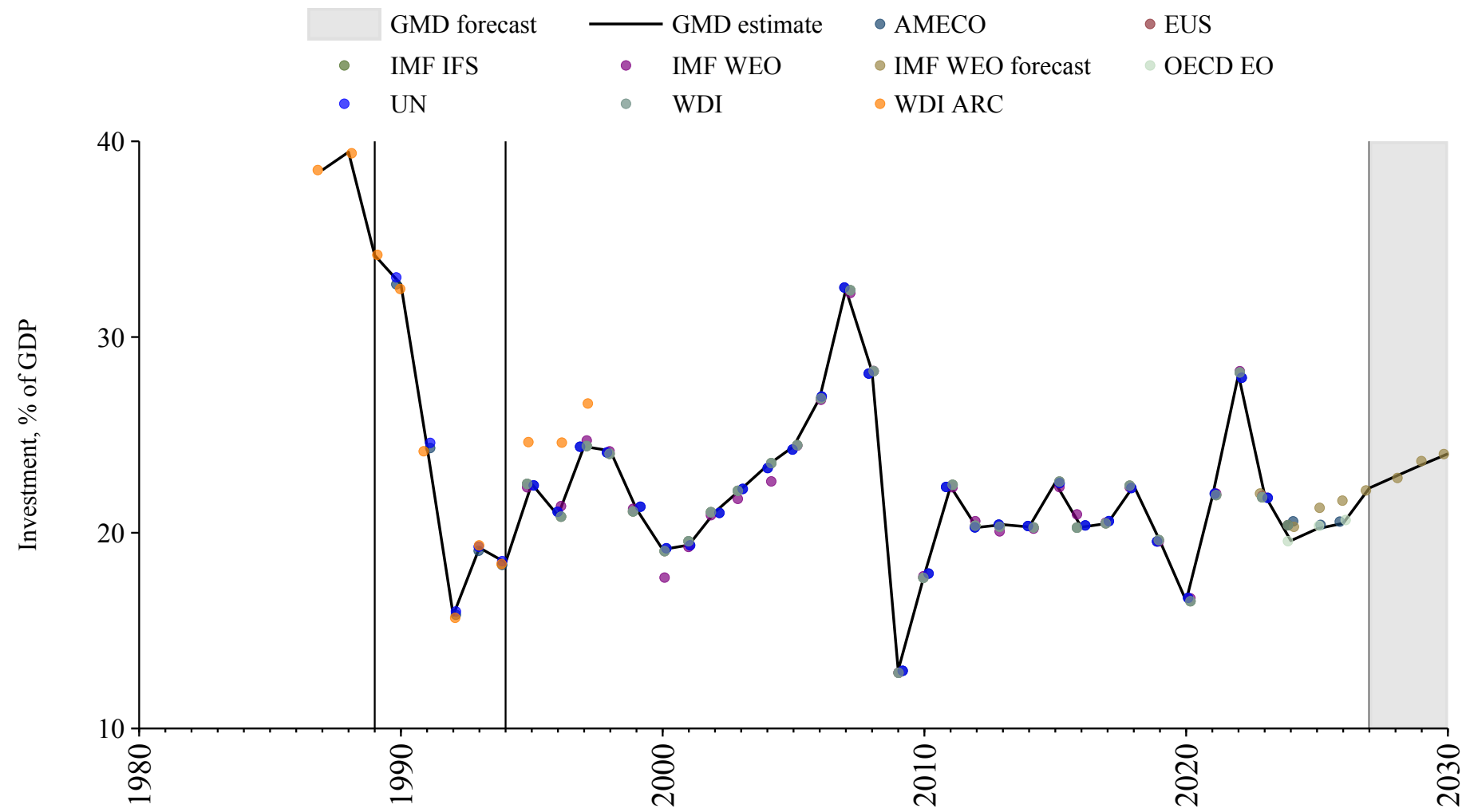
# Libya

Source	Time span	Notes
<a href="#">World Bank (Archives) (1999)</a>	1960 - 1969	Spliced using overlapping data in 1970.
<a href="#">United Nations (2024)</a>	1970 - 1979	Spliced using overlapping data in 1980.
<a href="#">WEO (2024a)</a>	1980 - 2012	Spliced using overlapping data in 2013.
<a href="#">Arab Monetary Fund (2024)</a>	2013 - 2021	Baseline source, overlaps with base year 2018.
<a href="#">United Nations (2024)</a>	2022 - 2023	Spliced using overlapping data in 2024.
<a href="#">World Bank (2024)</a>	2024 - 2024	Spliced using overlapping data in 2025.
<a href="#">WEO (2024b)</a>	2025 - 2030	Spliced using overlapping data in 2031.



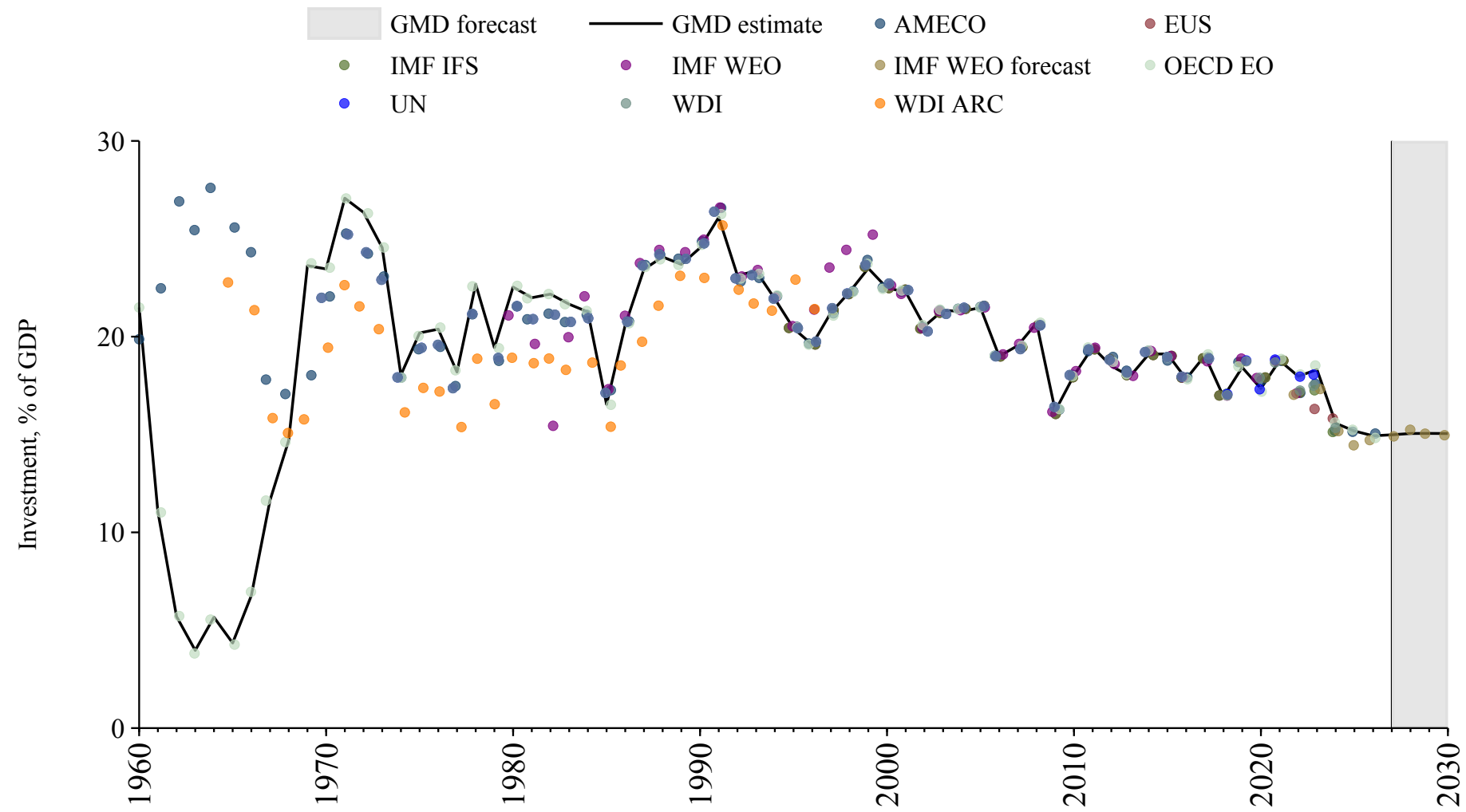
# Lithuania

Source	Time span	Notes
<a href="#">World Bank (Archives) (1999)</a>	1987 - 1989	Spliced using overlapping data in 1990.
<a href="#">European Commission (2024)</a>	1990 - 1994	Spliced using overlapping data in 1995.
<a href="#">OECD Economic Outlook (2024)</a>	1995 - 2026	Baseline source, overlaps with base year 2018.
<a href="#">WEO (2024b)</a>	2027 - 2030	Spliced using overlapping data in 2031.



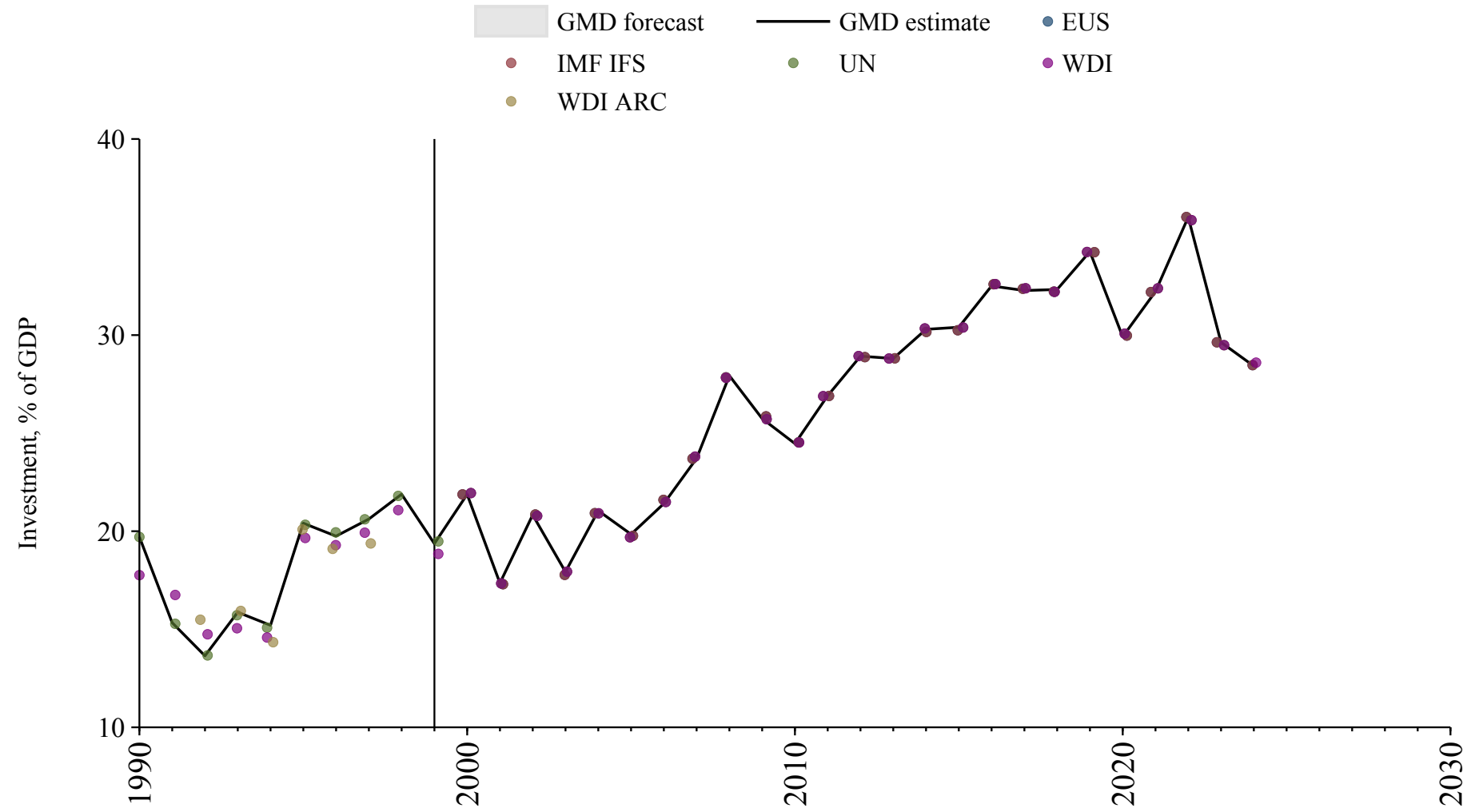
# Luxembourg

Source	Time span	Notes
<a href="#">OECD Economic Outlook (2024)</a>	1960 - 2026	Baseline source, overlaps with base year 2018.
<a href="#">WEO (2024b)</a>	2027 - 2030	Spliced using overlapping data in 2031.



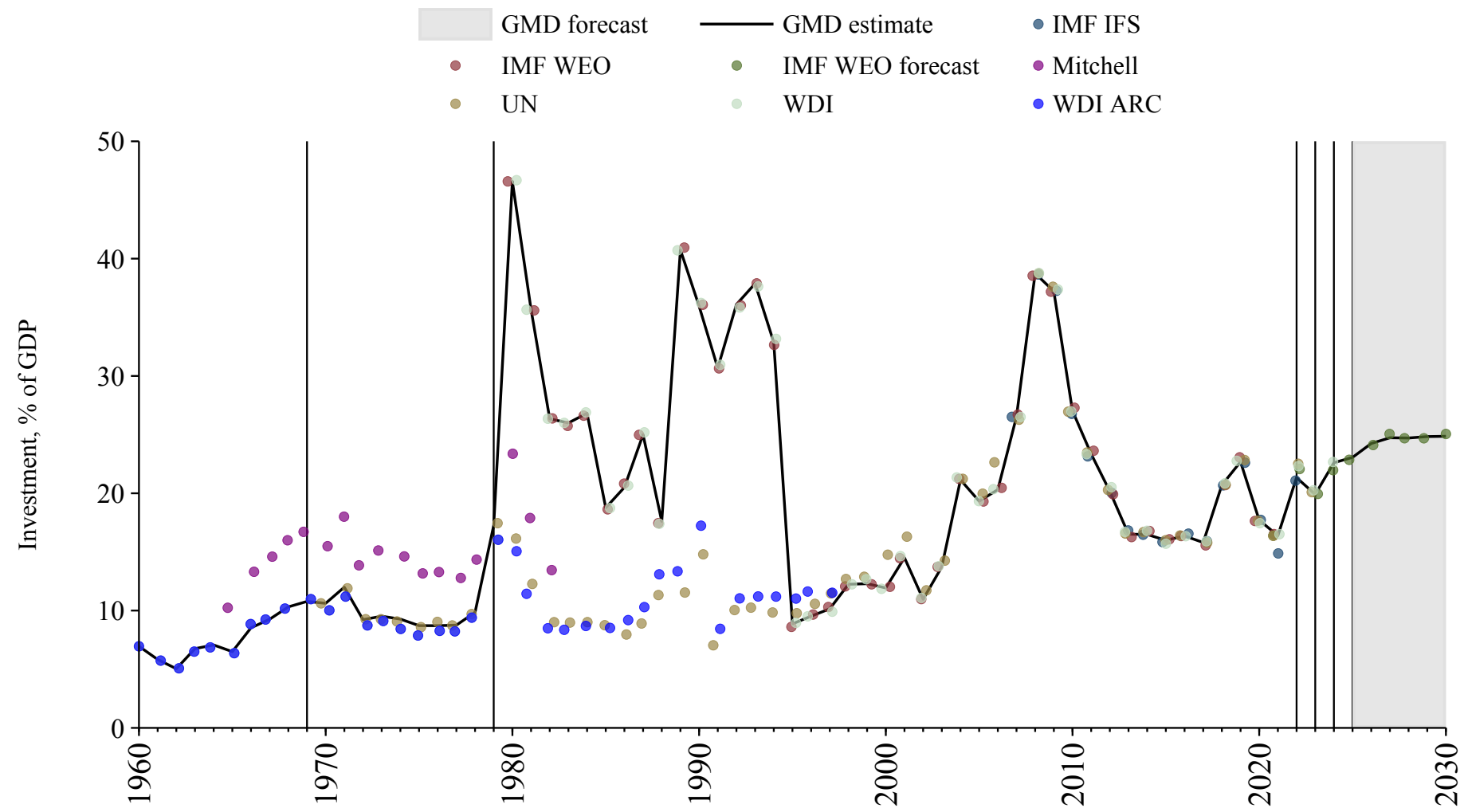
## Macedonia

Source	Time span	Notes
<a href="#">United Nations (2024)</a>	1990 - 1999	Spliced using overlapping data in 2000.
<a href="#">Commission (2024)</a>	2000 - 2024	Baseline source, overlaps with base year 2018.



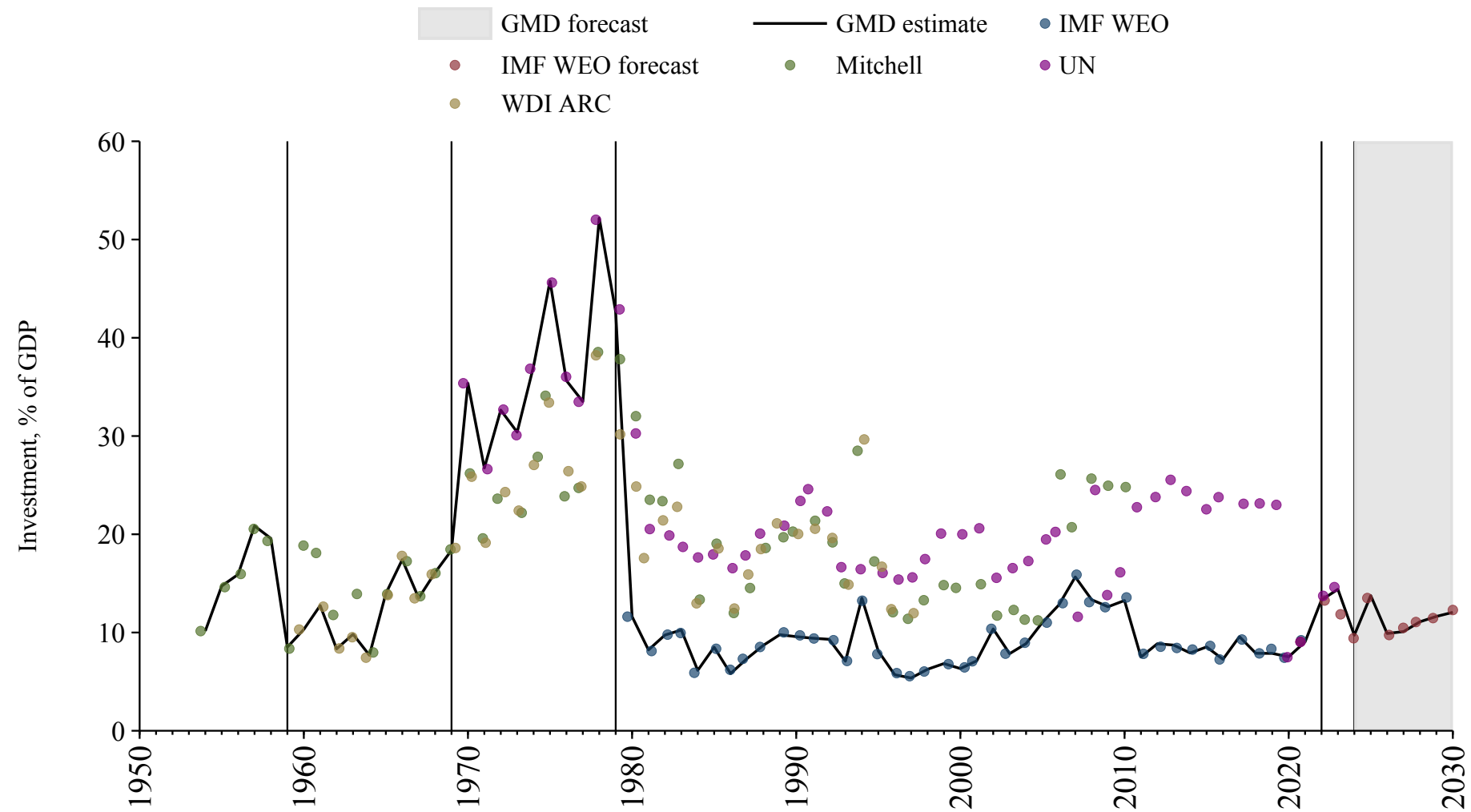
# Madagascar

Source	Time span	Notes
<a href="#">World Bank (2024)</a>	1960 - 1969	Spliced using overlapping data in 1970.
<a href="#">United Nations (2024)</a>	1970 - 1979	Spliced using overlapping data in 1980.
<a href="#">WEO (2024a)</a>	1980 - 2021	Baseline source, overlaps with base year 2018.
<a href="#">International Monetary Fund (2025)</a>	2022 - 2022	Spliced using overlapping data in 2023.
<a href="#">United Nations (2024)</a>	2023 - 2023	Spliced using overlapping data in 2024.
<a href="#">World Bank (2024)</a>	2024 - 2024	Spliced using overlapping data in 2025.
<a href="#">WEO (2024b)</a>	2025 - 2030	Spliced using overlapping data in 2031.



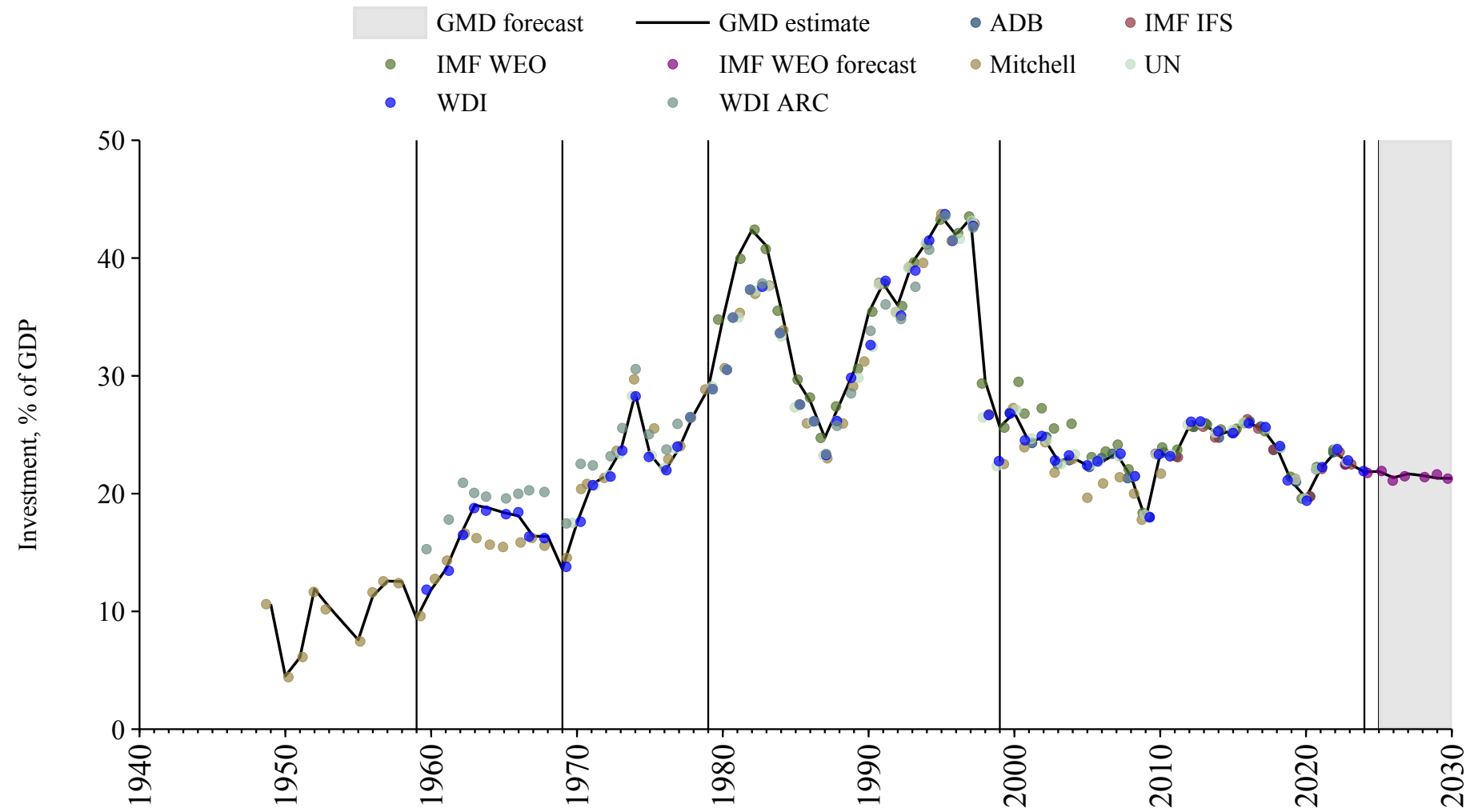
## Malawi

Source	Time span	Notes
<a href="#">Mitchell (2013)</a>	1954 - 1959	Spliced using overlapping data in 1960.
<a href="#">World Bank (Archives) (1999)</a>	1960 - 1969	Spliced using overlapping data in 1970.
<a href="#">United Nations (2024)</a>	1970 - 1979	Spliced using overlapping data in 1980.
<a href="#">WEO (2024a)</a>	1980 - 2021	Baseline source, overlaps with base year 2018.
<a href="#">United Nations (2024)</a>	2022 - 2023	Spliced using overlapping data in 2024.
<a href="#">WEO (2024b)</a>	2024 - 2030	Spliced using overlapping data in 2031.



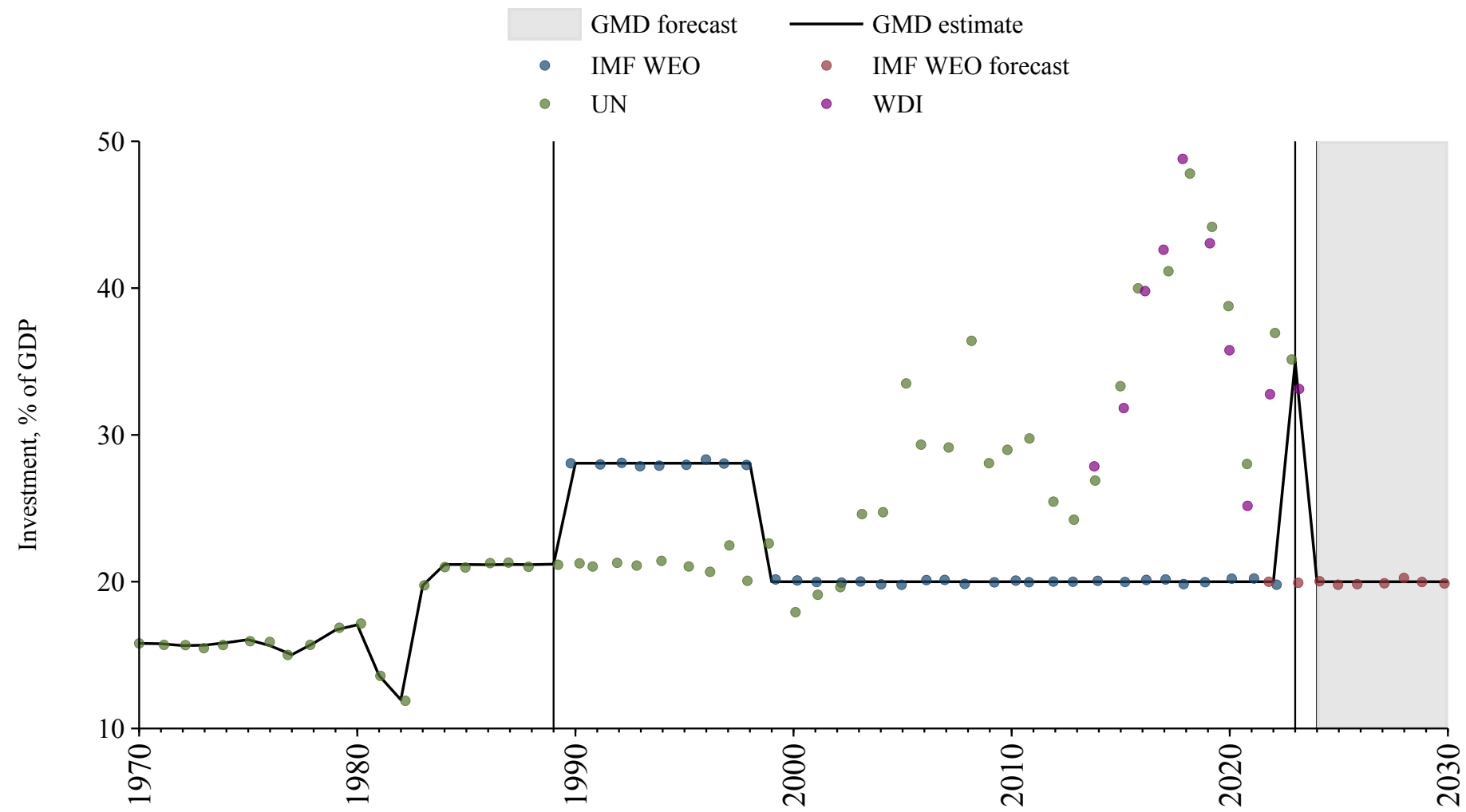
## Malaysia

Source	Time span	Notes
<a href="#">Mitchell (2013)</a>	1949 - 1959	Spliced using overlapping data in 1960.
<a href="#">World Bank (2024)</a>	1960 - 1969	Spliced using overlapping data in 1970.
<a href="#">United Nations (2024)</a>	1970 - 1979	Spliced using overlapping data in 1980.
<a href="#">WEO (2024a)</a>	1980 - 1999	Spliced using overlapping data in 2000.
<a href="#">Asian Development Bank (2024)</a>	2000 - 2023	Baseline source, overlaps with base year 2018.
<a href="#">World Bank (2024)</a>	2024 - 2024	Spliced using overlapping data in 2025.
<a href="#">WEO (2024b)</a>	2025 - 2030	Spliced using overlapping data in 2031.



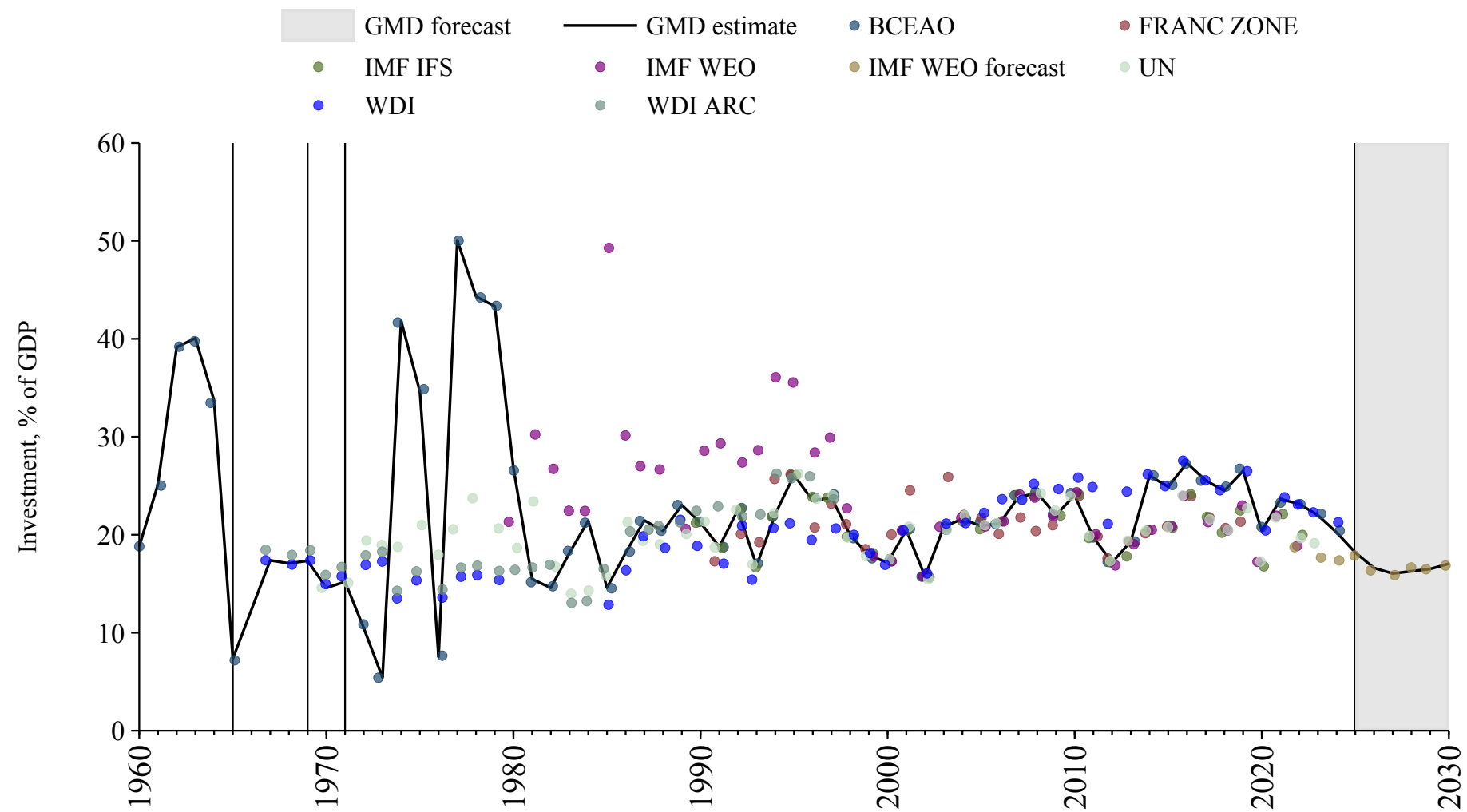
## Maldives

Source	Time span	Notes
<a href="#">United Nations (2024)</a>	1970 - 1989	Spliced using overlapping data in 1990.
<a href="#">WEO (2024a)</a>	1990 - 2022	Baseline source, overlaps with base year 2018.
<a href="#">United Nations (2024)</a>	2023 - 2023	Spliced using overlapping data in 2024.
<a href="#">WEO (2024b)</a>	2024 - 2030	Spliced using overlapping data in 2031.



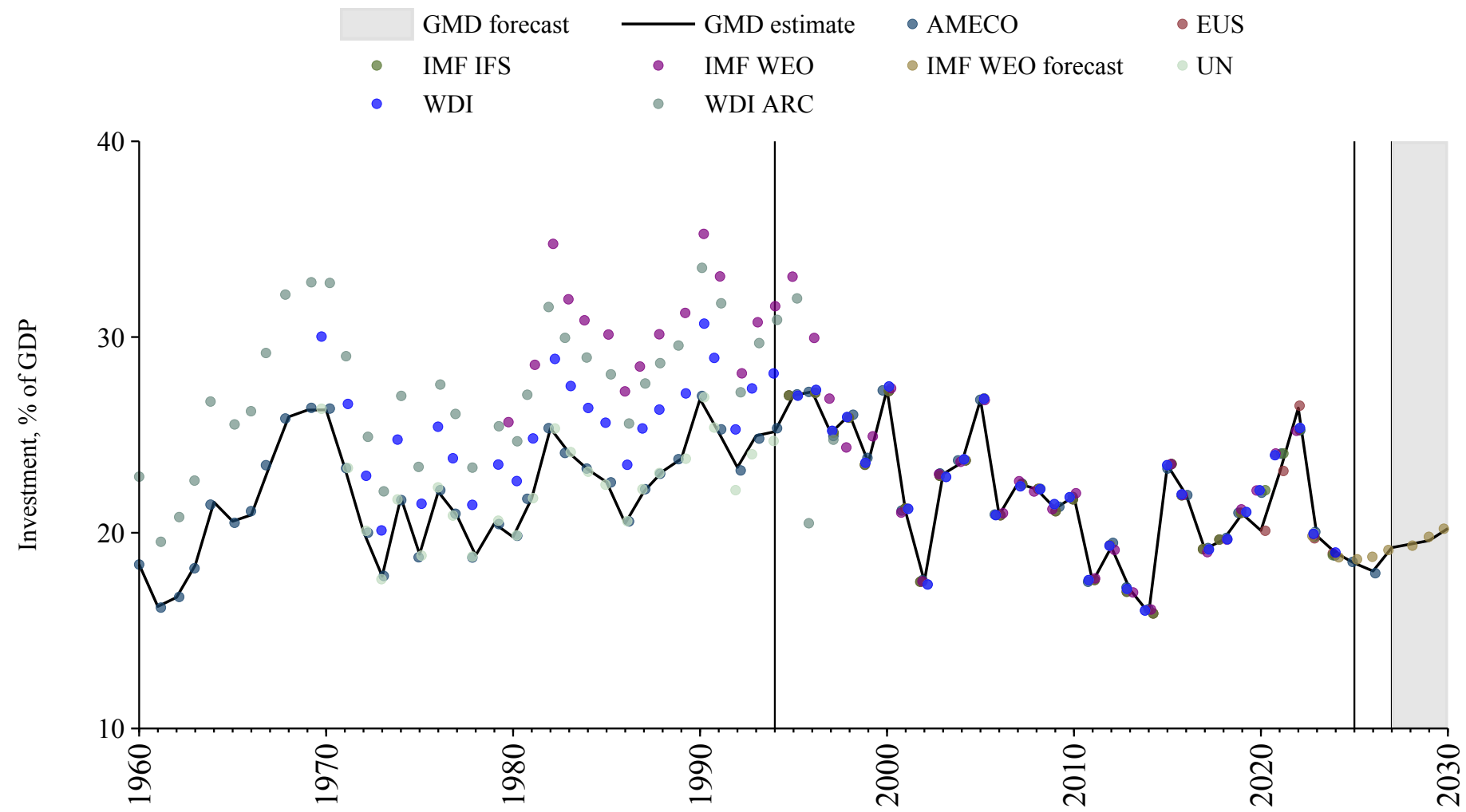
# Mali

Source	Time span	Notes
<a href="#">Banque centrale des États de l'Afrique de l'Ouest (2024)</a>	1960 - 1965	Spliced using overlapping data in 1966.
<a href="#">World Bank (2024)</a>	1966 - 1969	Spliced using overlapping data in 1970.
<a href="#">United Nations (2024)</a>	1970 - 1971	Spliced using overlapping data in 1972.
<a href="#">Banque centrale des États de l'Afrique de l'Ouest (2024)</a>	1972 - 2024	Baseline source, overlaps with base year 2018.
<a href="#">WEO (2024b)</a>	2025 - 2030	Spliced using overlapping data in 2031.



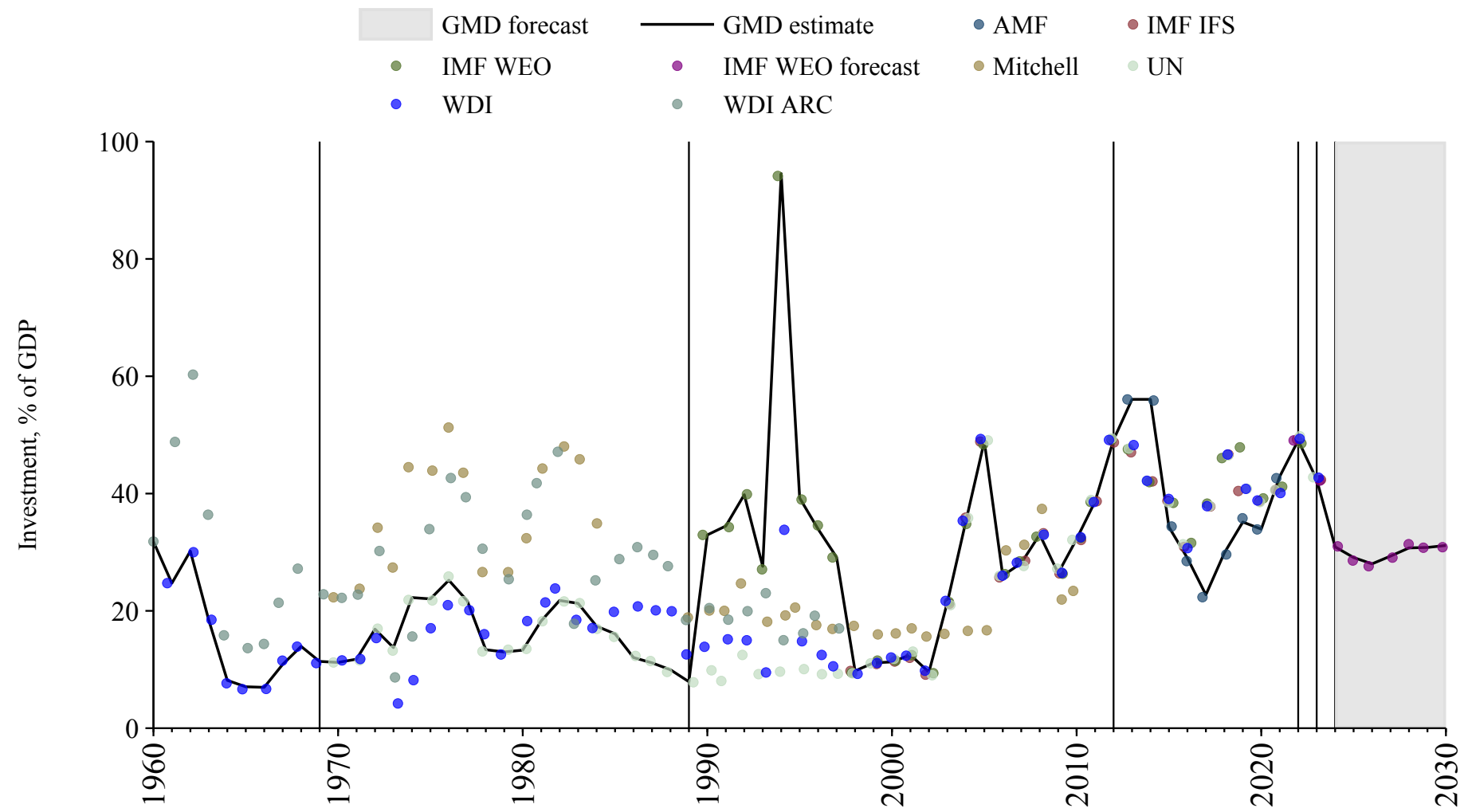
## Malta

Source	Time span	Notes
<a href="#">European Commission (2024)</a>	1960 - 1994	Spliced using overlapping data in 1995.
<a href="#">Commission (2024)</a>	1995 - 2024	Baseline source, overlaps with base year 2018.
<a href="#">European Commission (2024)</a>	2025 - 2026	Spliced using overlapping data in 2027.
<a href="#">WEO (2024b)</a>	2027 - 2030	Spliced using overlapping data in 2031.



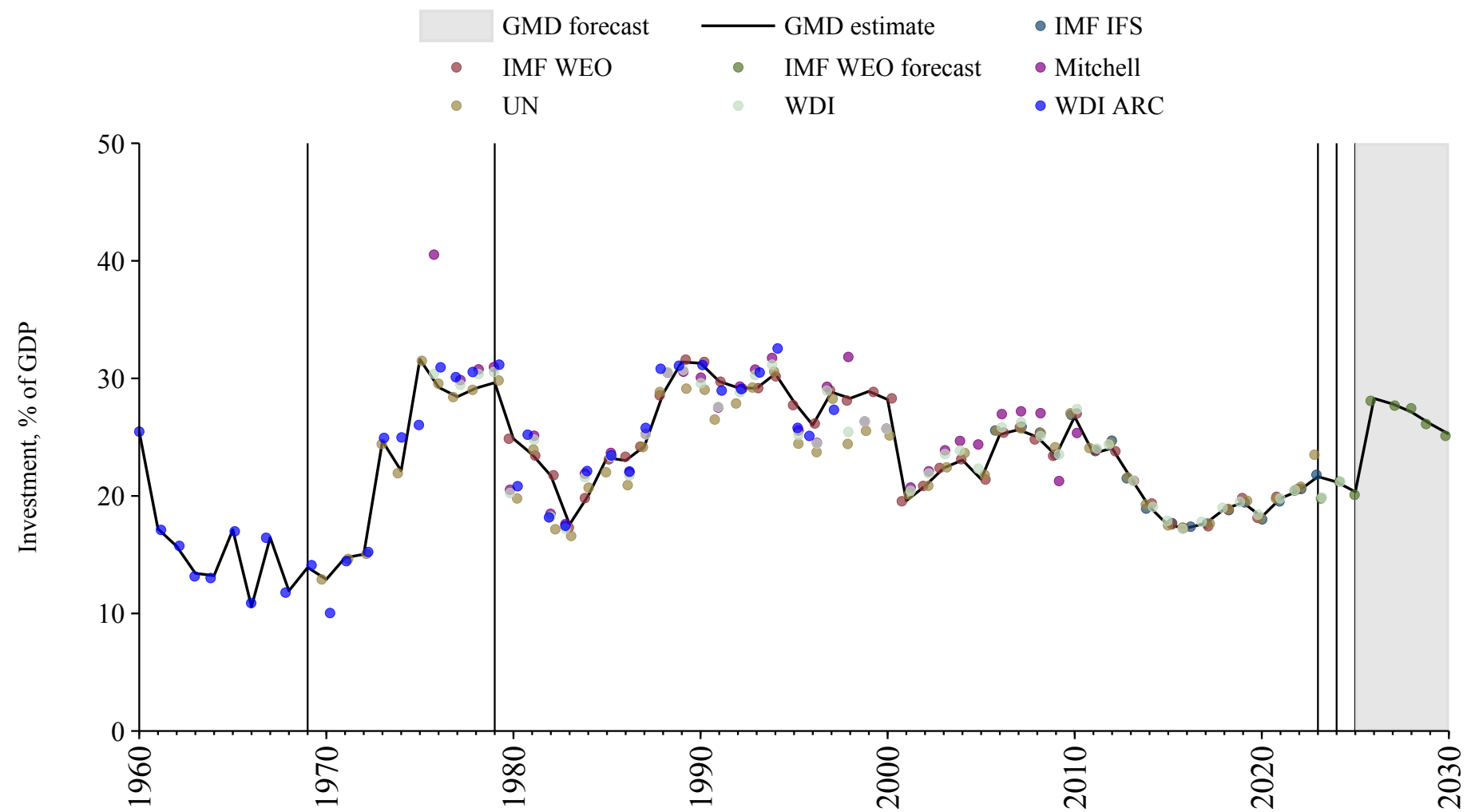
## Mauritania

Source	Time span	Notes
<a href="#">World Bank (Archives) (1999)</a>	1960 - 1960	Spliced using overlapping data in 1961.
<a href="#">World Bank (2024)</a>	1961 - 1969	Spliced using overlapping data in 1970.
<a href="#">United Nations (2024)</a>	1970 - 1989	Spliced using overlapping data in 1990.
<a href="#">WEO (2024a)</a>	1990 - 2012	Spliced using overlapping data in 2013.
<a href="#">Arab Monetary Fund (2024)</a>	2013 - 2021	Baseline source, overlaps with base year 2018.
<a href="#">WEO (2024a)</a>	2022 - 2022	Spliced using overlapping data in 2023.
<a href="#">International Monetary Fund (2025)</a>	2023 - 2023	Spliced using overlapping data in 2024.
<a href="#">WEO (2024b)</a>	2024 - 2030	Spliced using overlapping data in 2031.



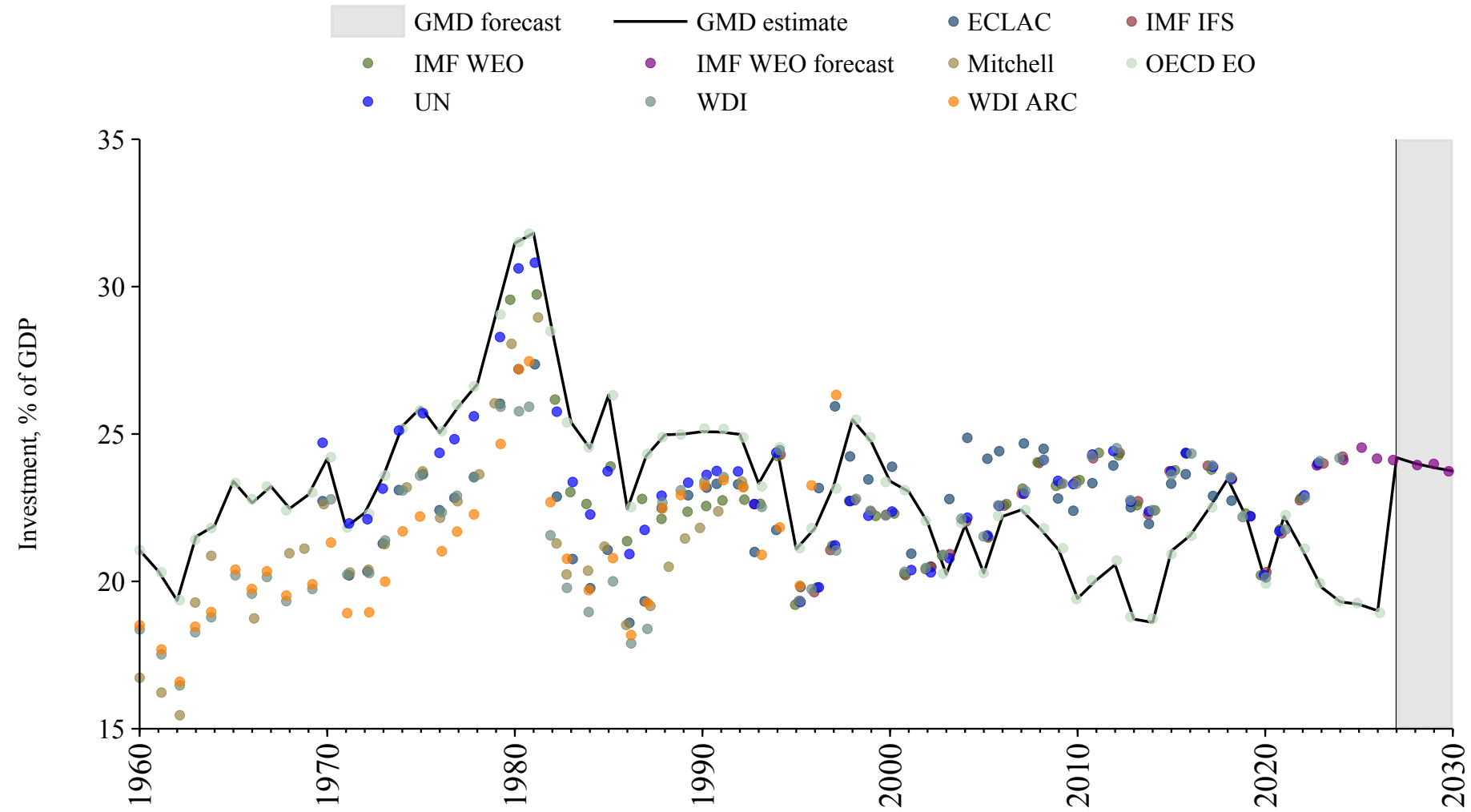
## Mauritius

Source	Time span	Notes
<a href="#">World Bank (Archives) (1999)</a>	1960 - 1969	Spliced using overlapping data in 1970.
<a href="#">United Nations (2024)</a>	1970 - 1979	Spliced using overlapping data in 1980.
<a href="#">WEO (2024a)</a>	1980 - 2022	Baseline source, overlaps with base year 2018.
<a href="#">International Monetary Fund (2025)</a>	2023 - 2023	Spliced using overlapping data in 2024.
<a href="#">World Bank (2024)</a>	2024 - 2024	Spliced using overlapping data in 2025.
<a href="#">WEO (2024b)</a>	2025 - 2030	Spliced using overlapping data in 2031.



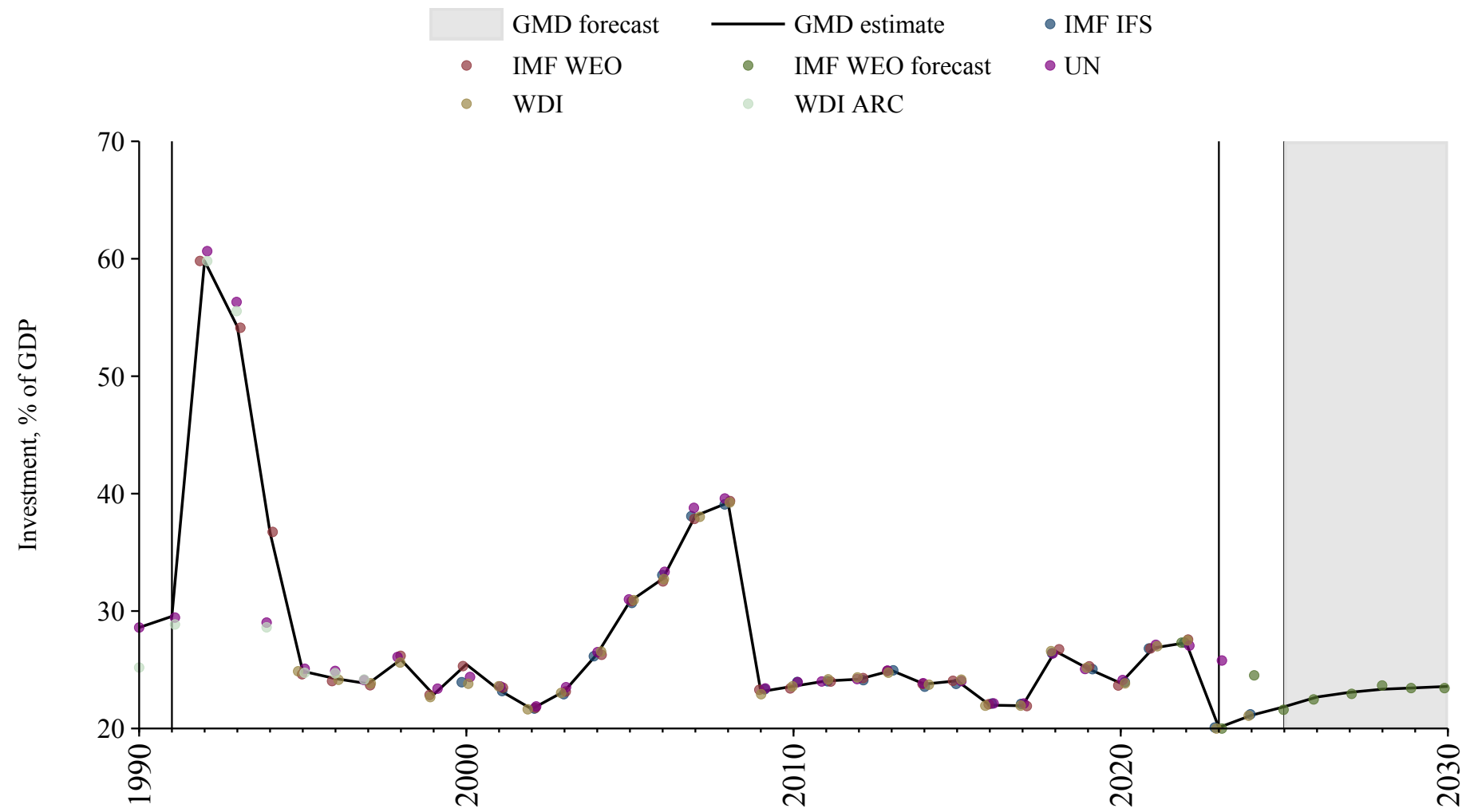
# Mexico

Source	Time span	Notes
<a href="#">OECD Economic Outlook (2024)</a>	1960 - 2026	Baseline source, overlaps with base year 2018.
<a href="#">WEO (2024b)</a>	2027 - 2030	Spliced using overlapping data in 2031.



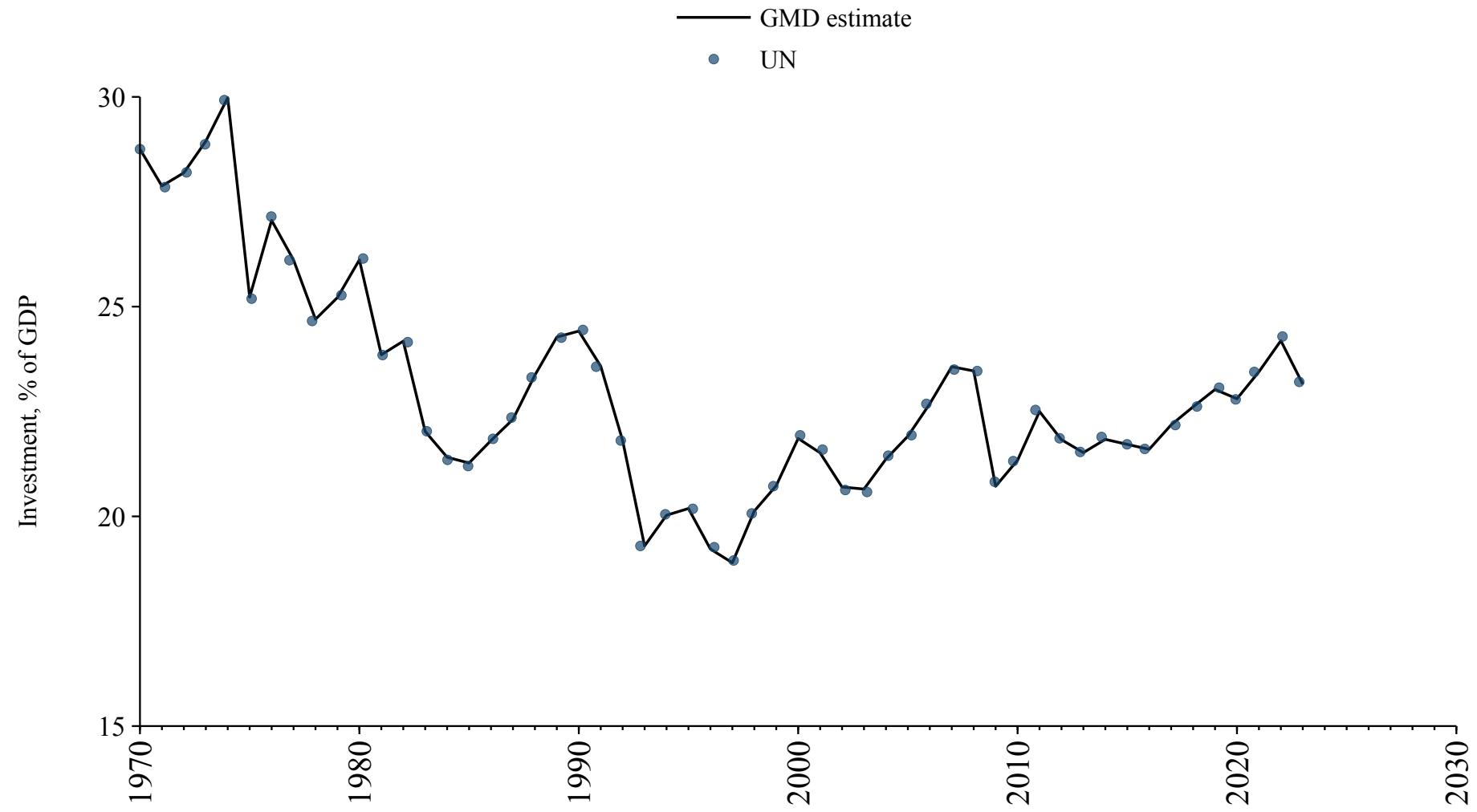
## Moldova

Source	Time span	Notes
<a href="#">United Nations (2024)</a>	1990 - 1991	Spliced using overlapping data in 1992.
<a href="#">WEO (2024a)</a>	1992 - 2022	Baseline source, overlaps with base year 2018.
<a href="#">International Monetary Fund (2025)</a>	2023 - 2024	Spliced using overlapping data in 2025.
<a href="#">WEO (2024b)</a>	2025 - 2030	Spliced using overlapping data in 2031.



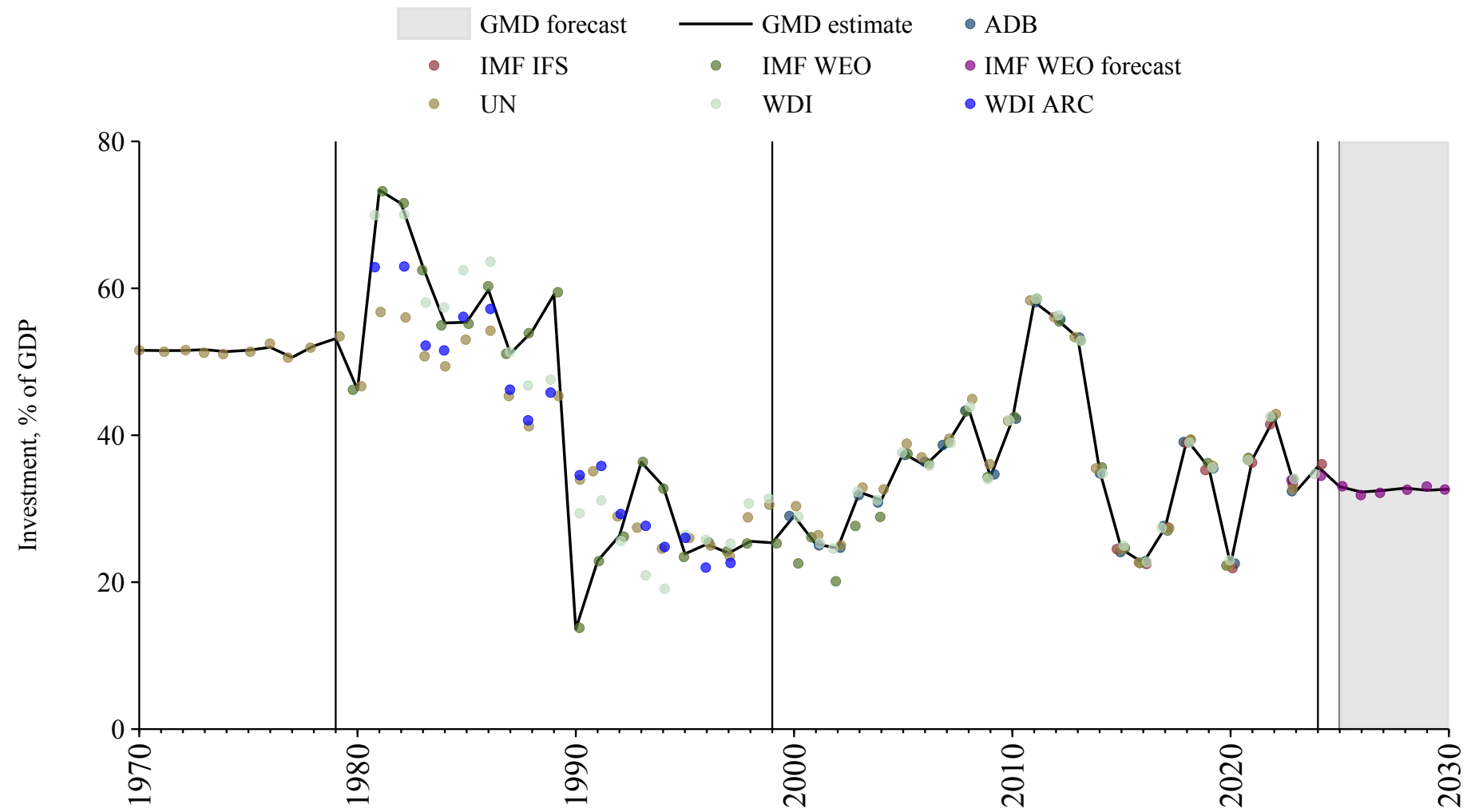
## Monaco

Source	Time span	Notes
<a href="#">United Nations (2024)</a>	1970 - 2023	Baseline source, overlaps with base year 2018.



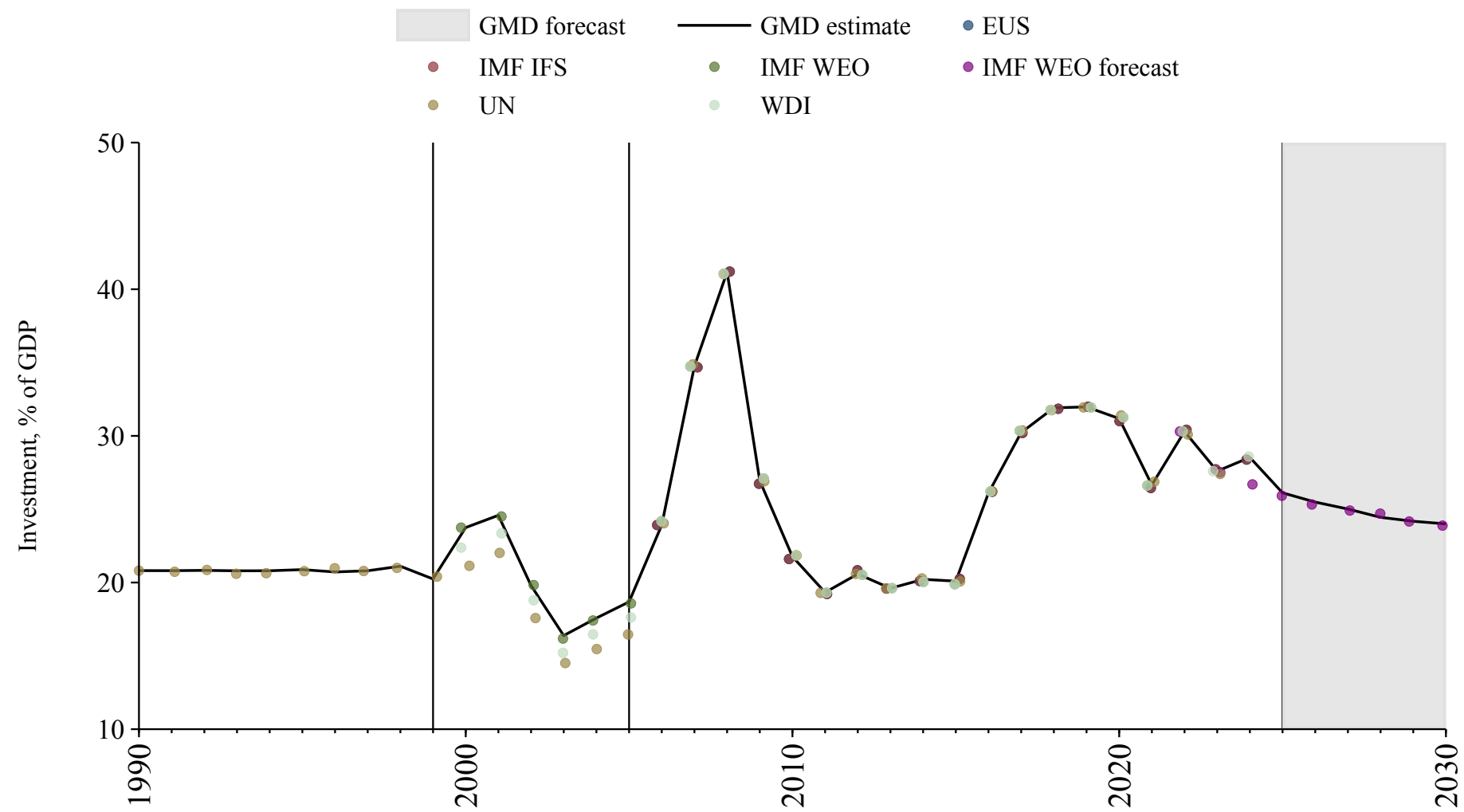
# Mongolia

Source	Time span	Notes
<a href="#">United Nations (2024)</a>	1970 - 1979	Spliced using overlapping data in 1980.
<a href="#">WEO (2024a)</a>	1980 - 1999	Spliced using overlapping data in 2000.
<a href="#">Asian Development Bank (2024)</a>	2000 - 2023	Baseline source, overlaps with base year 2018.
<a href="#">International Monetary Fund (2025)</a>	2024 - 2024	Spliced using overlapping data in 2025.
<a href="#">WEO (2024b)</a>	2025 - 2030	Spliced using overlapping data in 2031.



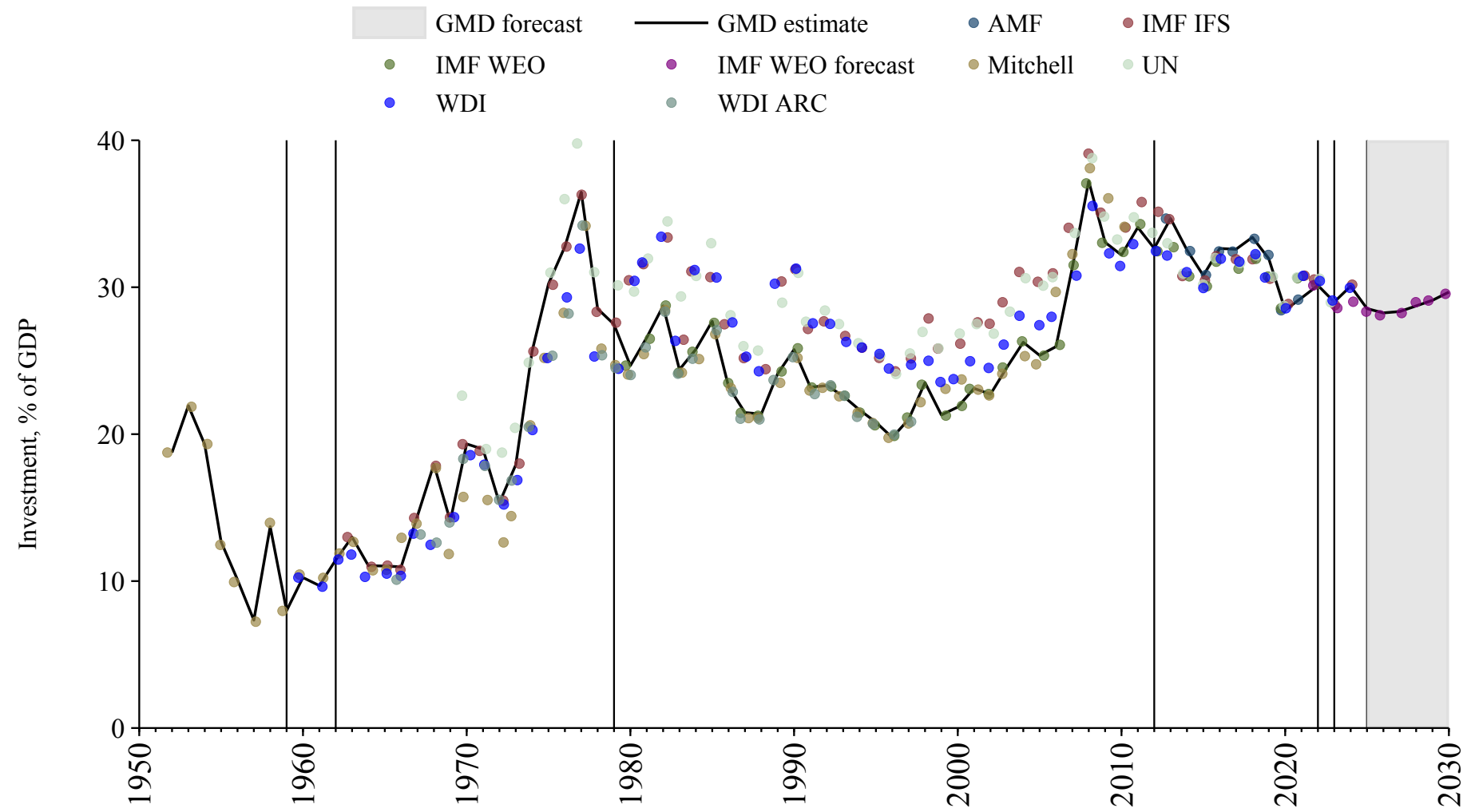
# Montenegro

Source	Time span	Notes
<a href="#">United Nations (2024)</a>	1990 - 1999	Spliced using overlapping data in 2000.
<a href="#">WEO (2024a)</a>	2000 - 2005	Spliced using overlapping data in 2006.
<a href="#">Commission (2024)</a>	2006 - 2024	Baseline source, overlaps with base year 2018.
<a href="#">WEO (2024b)</a>	2025 - 2030	Spliced using overlapping data in 2031.



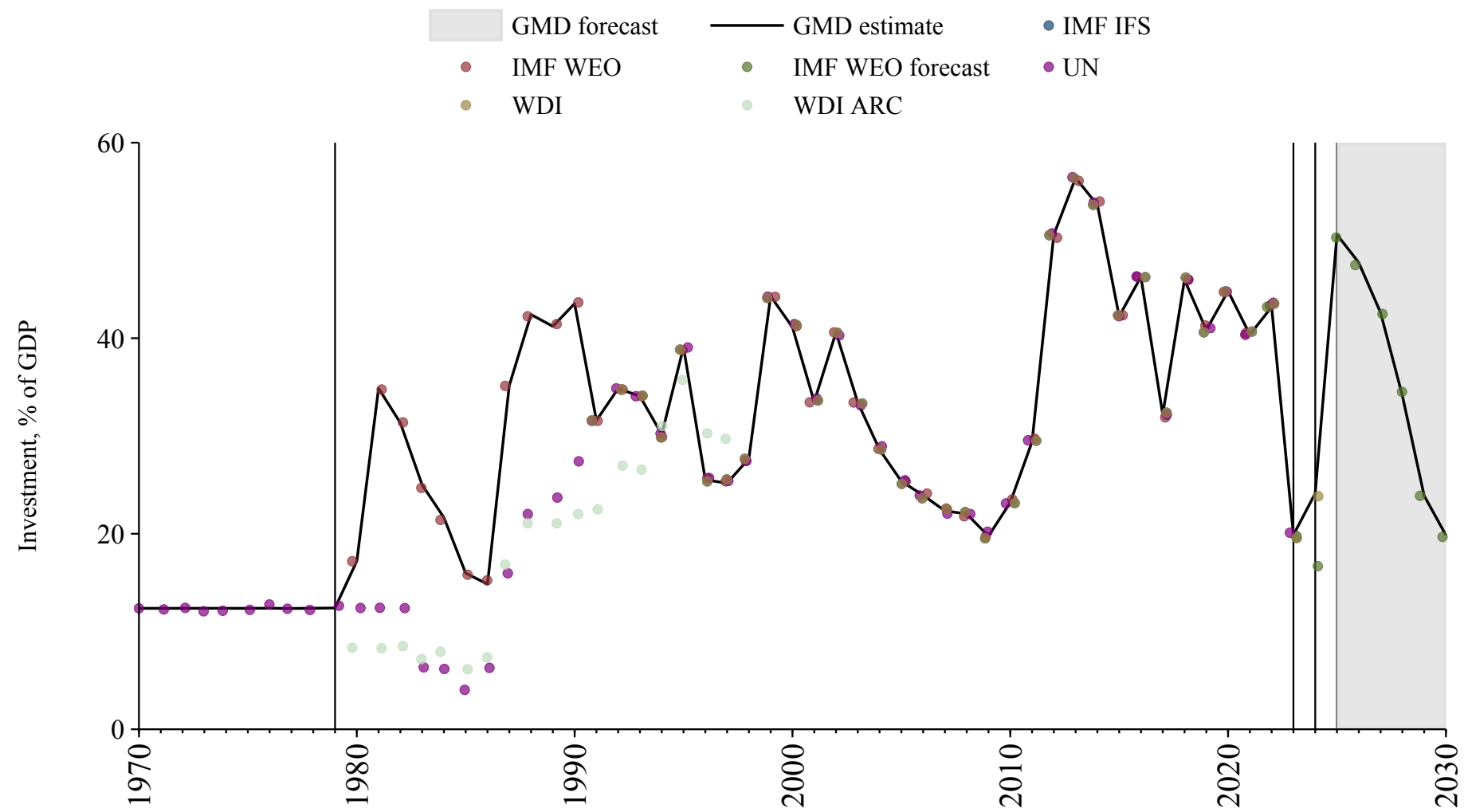
## Morocco

Source	Time span	Notes
<a href="#">Mitchell (2013)</a>	1952 - 1959	Spliced using overlapping data in 1960.
<a href="#">World Bank (2024)</a>	1960 - 1962	Spliced using overlapping data in 1963.
<a href="#">International Monetary Fund (2025)</a>	1963 - 1979	Spliced using overlapping data in 1980.
<a href="#">WEO (2024a)</a>	1980 - 2012	Spliced using overlapping data in 2013.
<a href="#">Arab Monetary Fund (2024)</a>	2013 - 2021	Baseline source, overlaps with base year 2018.
<a href="#">WEO (2024a)</a>	2022 - 2022	Spliced using overlapping data in 2023.
<a href="#">International Monetary Fund (2025)</a>	2023 - 2024	Spliced using overlapping data in 2025.
<a href="#">WEO (2024b)</a>	2025 - 2030	Spliced using overlapping data in 2031.



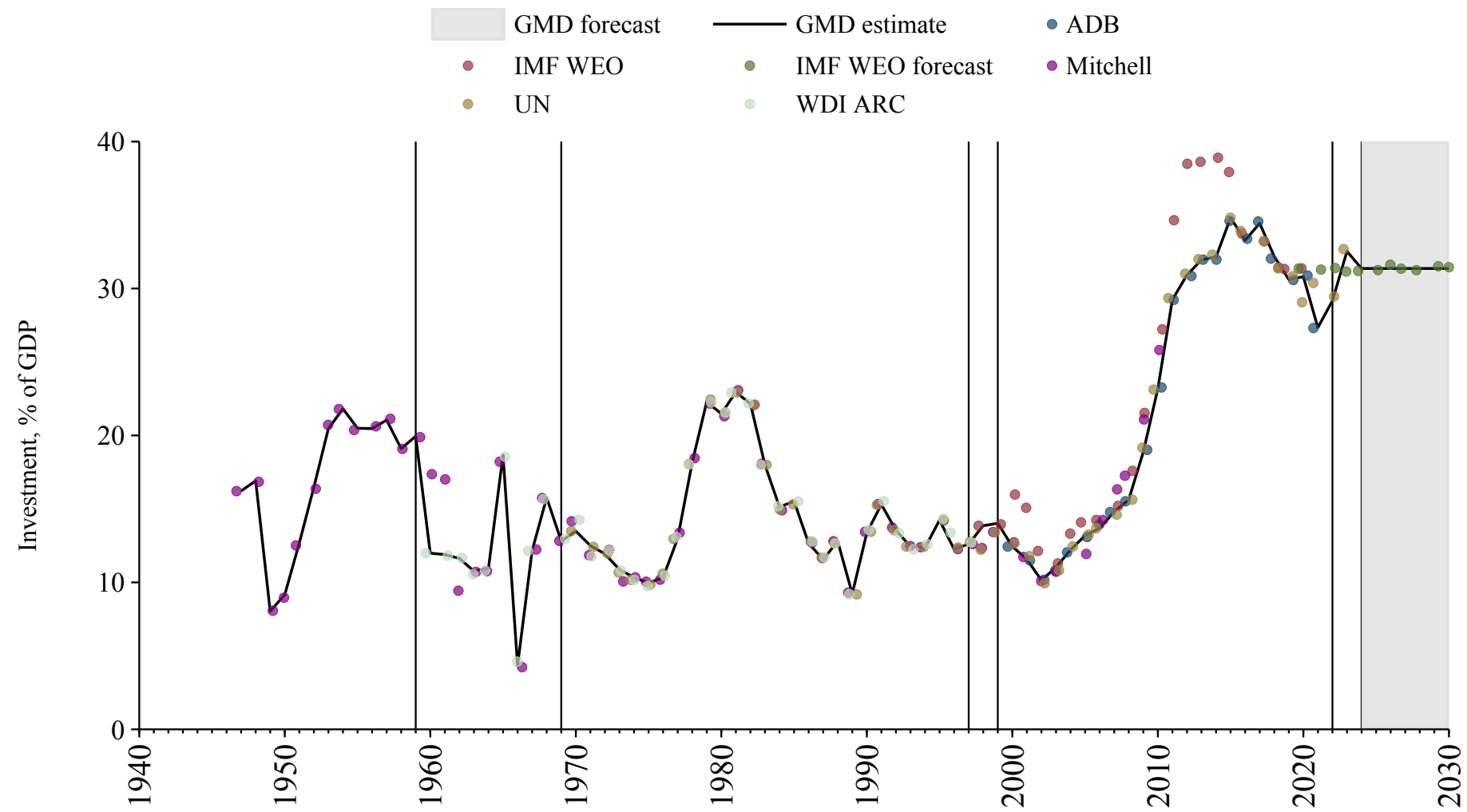
## Mozambique

Source	Time span	Notes
<a href="#">United Nations (2024)</a>	1970 - 1979	Spliced using overlapping data in 1980.
<a href="#">WEO (2024a)</a>	1980 - 2022	Baseline source, overlaps with base year 2018.
<a href="#">International Monetary Fund (2025)</a>	2023 - 2023	Spliced using overlapping data in 2024.
<a href="#">World Bank (2024)</a>	2024 - 2024	Spliced using overlapping data in 2025.
<a href="#">WEO (2024b)</a>	2025 - 2030	Spliced using overlapping data in 2031.



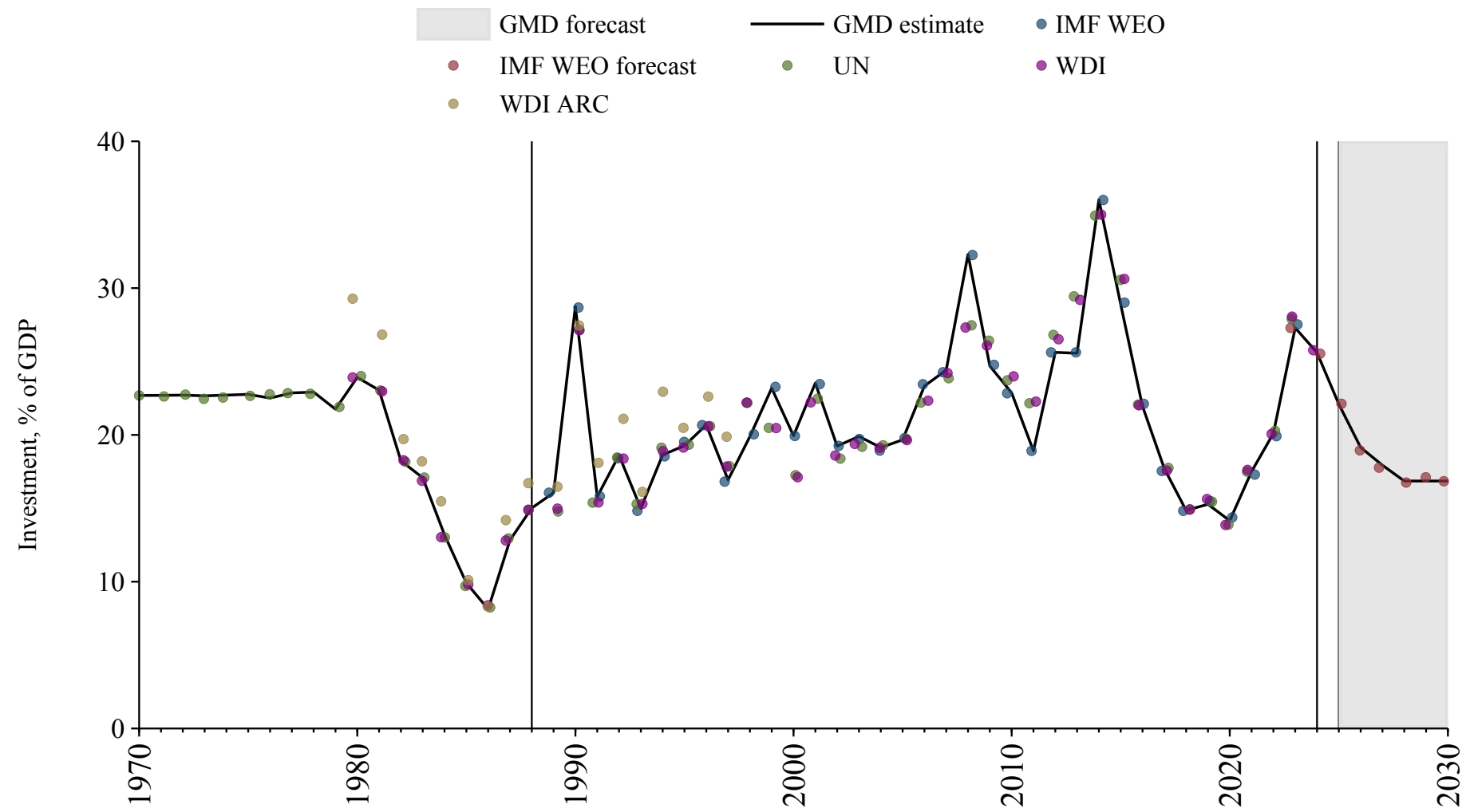
# Myanmar

Source	Time span	Notes
<a href="#">Mitchell (2013)</a>	1947 - 1959	Spliced using overlapping data in 1960.
<a href="#">World Bank (Archives) (1999)</a>	1960 - 1969	Spliced using overlapping data in 1970.
<a href="#">United Nations (2024)</a>	1970 - 1997	Spliced using overlapping data in 1998.
<a href="#">WEO (2024a)</a>	1998 - 1999	Spliced using overlapping data in 2000.
<a href="#">Asian Development Bank (2024)</a>	2000 - 2021	Baseline source, overlaps with base year 2018.
<a href="#">United Nations (2024)</a>	2022 - 2023	Spliced using overlapping data in 2024.
<a href="#">WEO (2024b)</a>	2024 - 2030	Spliced using overlapping data in 2031.



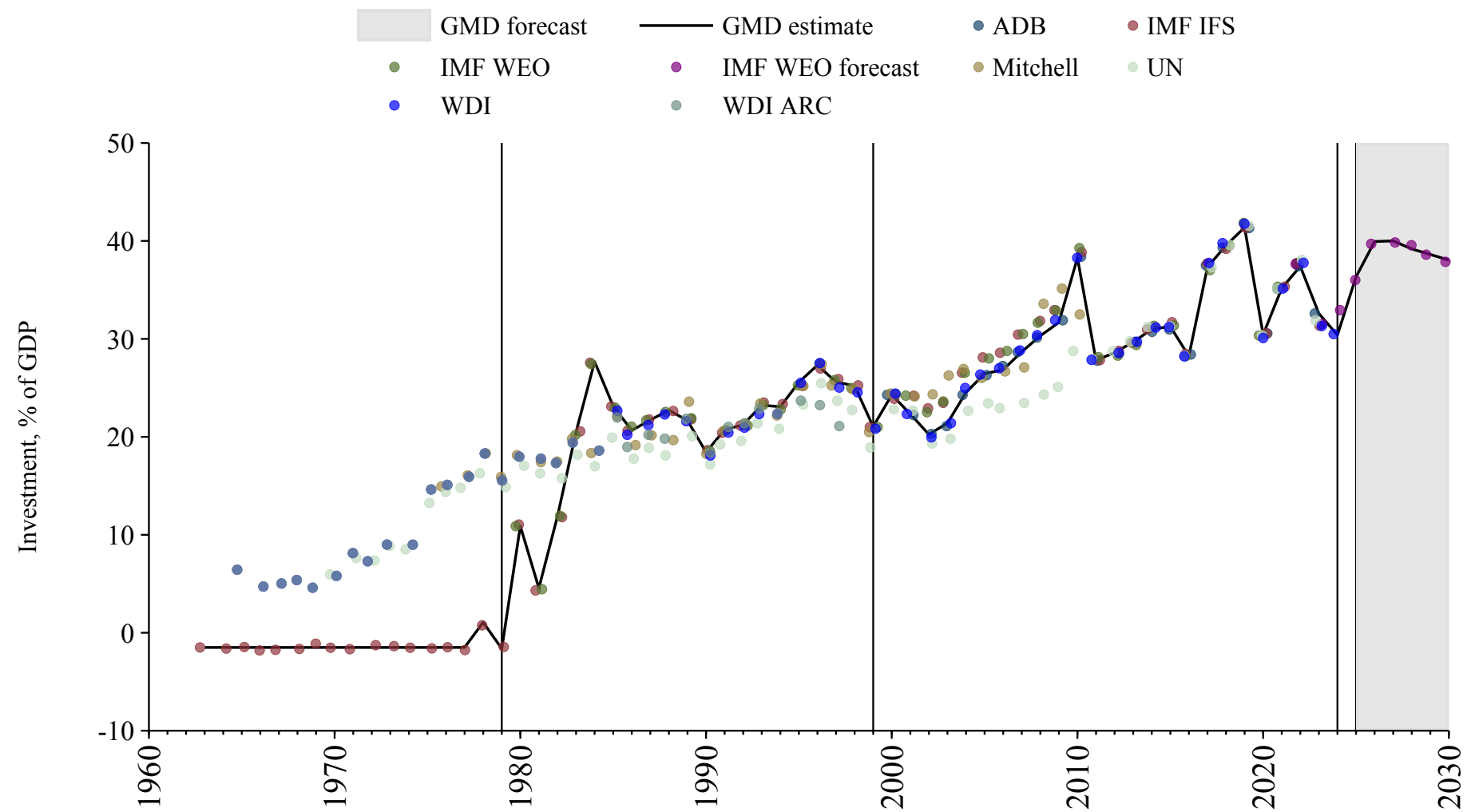
## Namibia

Source	Time span	Notes
<a href="#">United Nations (2024)</a>	1970 - 1988	Spliced using overlapping data in 1989.
<a href="#">WEO (2024a)</a>	1989 - 2023	Baseline source, overlaps with base year 2018.
<a href="#">World Bank (2024)</a>	2024 - 2024	Spliced using overlapping data in 2025.
<a href="#">WEO (2024b)</a>	2025 - 2030	Spliced using overlapping data in 2031.



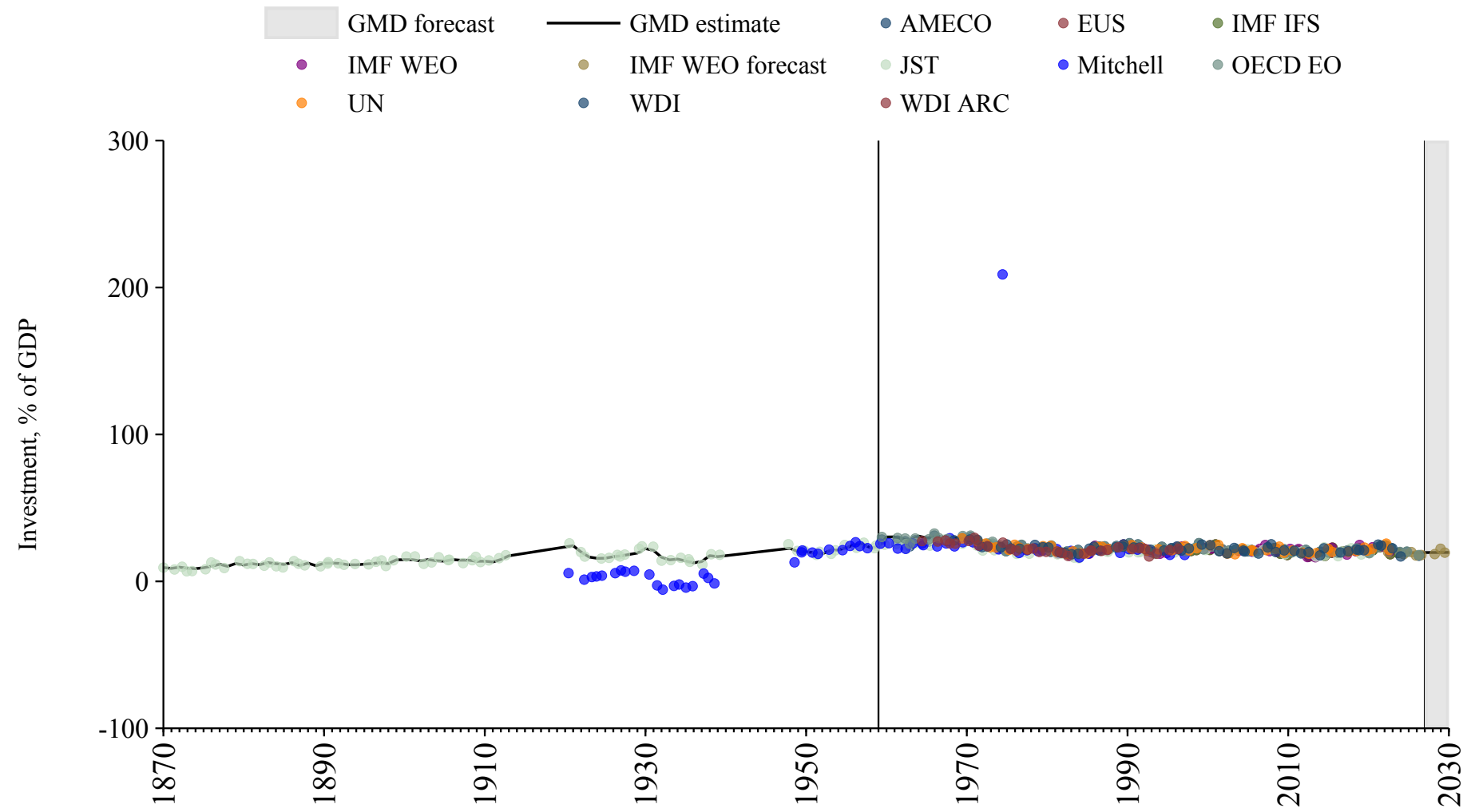
# Nepal

Source	Time span	Notes
<a href="#">International Monetary Fund (2025)</a>	1963 - 1979	Spliced using overlapping data in 1980.
<a href="#">WEO (2024a)</a>	1980 - 1999	Spliced using overlapping data in 2000.
<a href="#">Asian Development Bank (2024)</a>	2000 - 2023	Baseline source, overlaps with base year 2018.
<a href="#">World Bank (2024)</a>	2024 - 2024	Spliced using overlapping data in 2025.
<a href="#">WEO (2024b)</a>	2025 - 2030	Spliced using overlapping data in 2031.



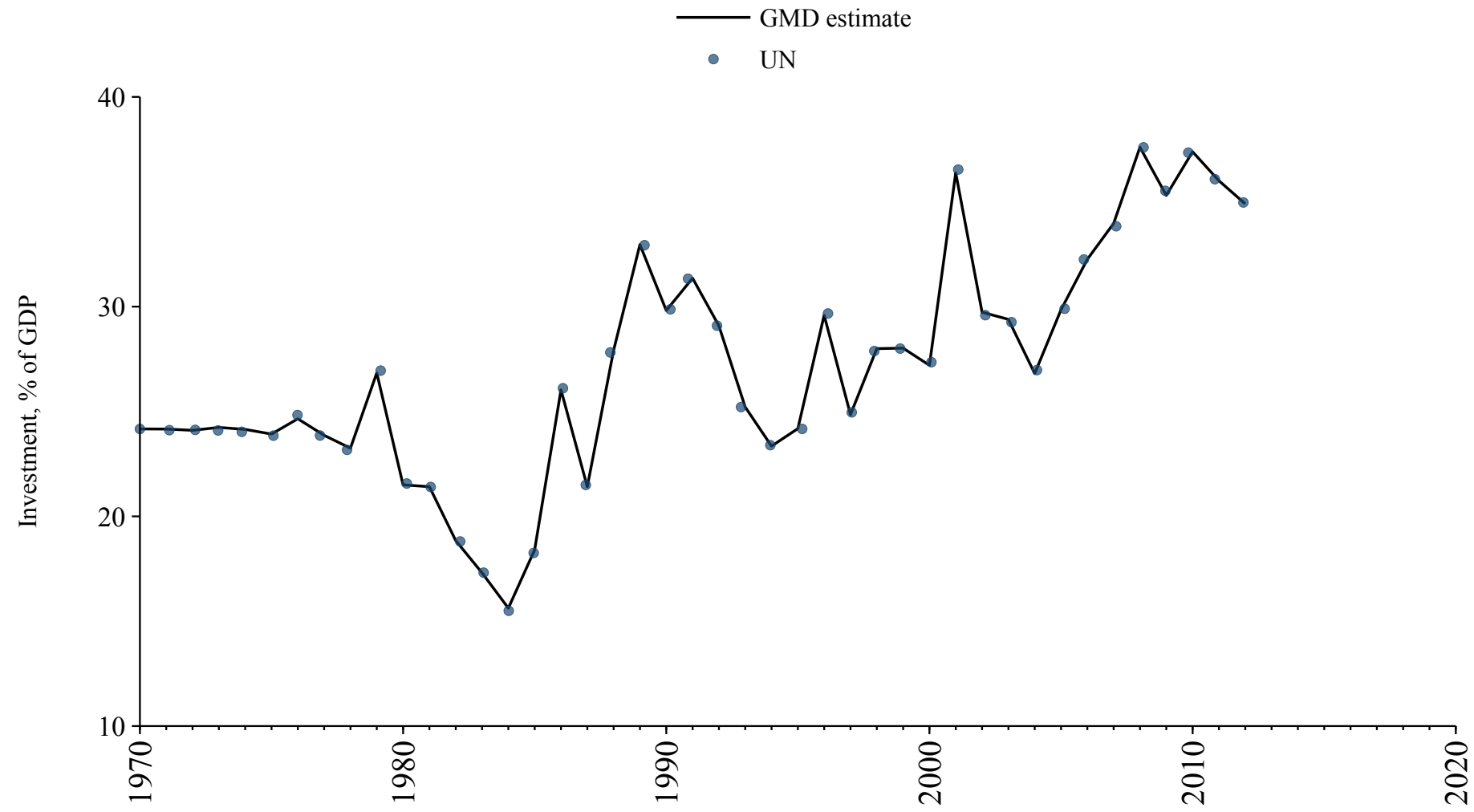
## Netherlands

Source	Time span	Notes
<a href="#">Jordà et al. (2017)</a>	1870 - 1959	Spliced using overlapping data in 1960.
<a href="#">OECD Economic Outlook (2024)</a>	1960 - 2026	Baseline source, overlaps with base year 2018.
<a href="#">WEO (2024b)</a>	2027 - 2030	Spliced using overlapping data in 2031.



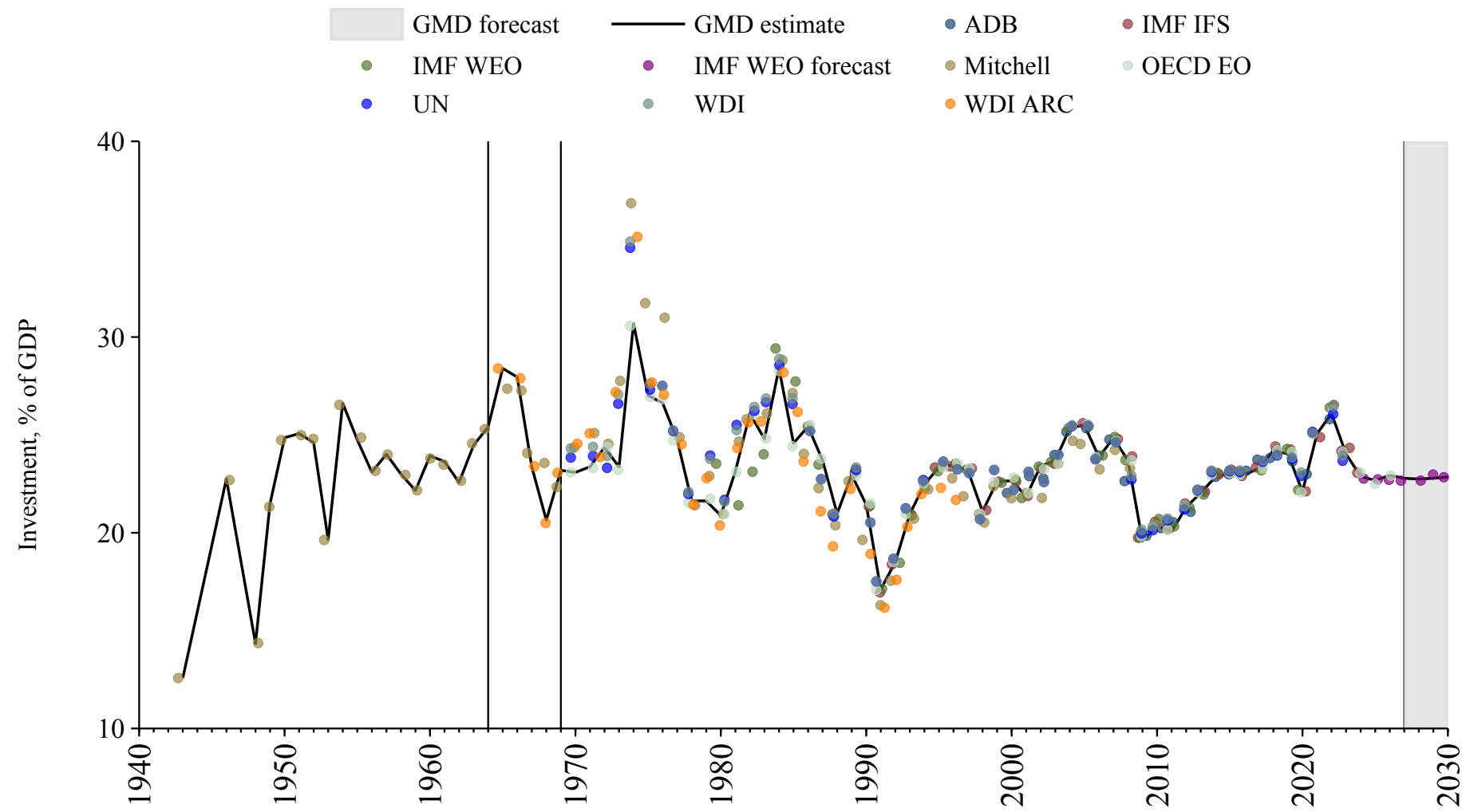
## Netherlands Antilles

Source	Time span	Notes
<a href="#">United Nations (2024)</a>	1970 - 2012	Spliced using overlapping data in 2013.



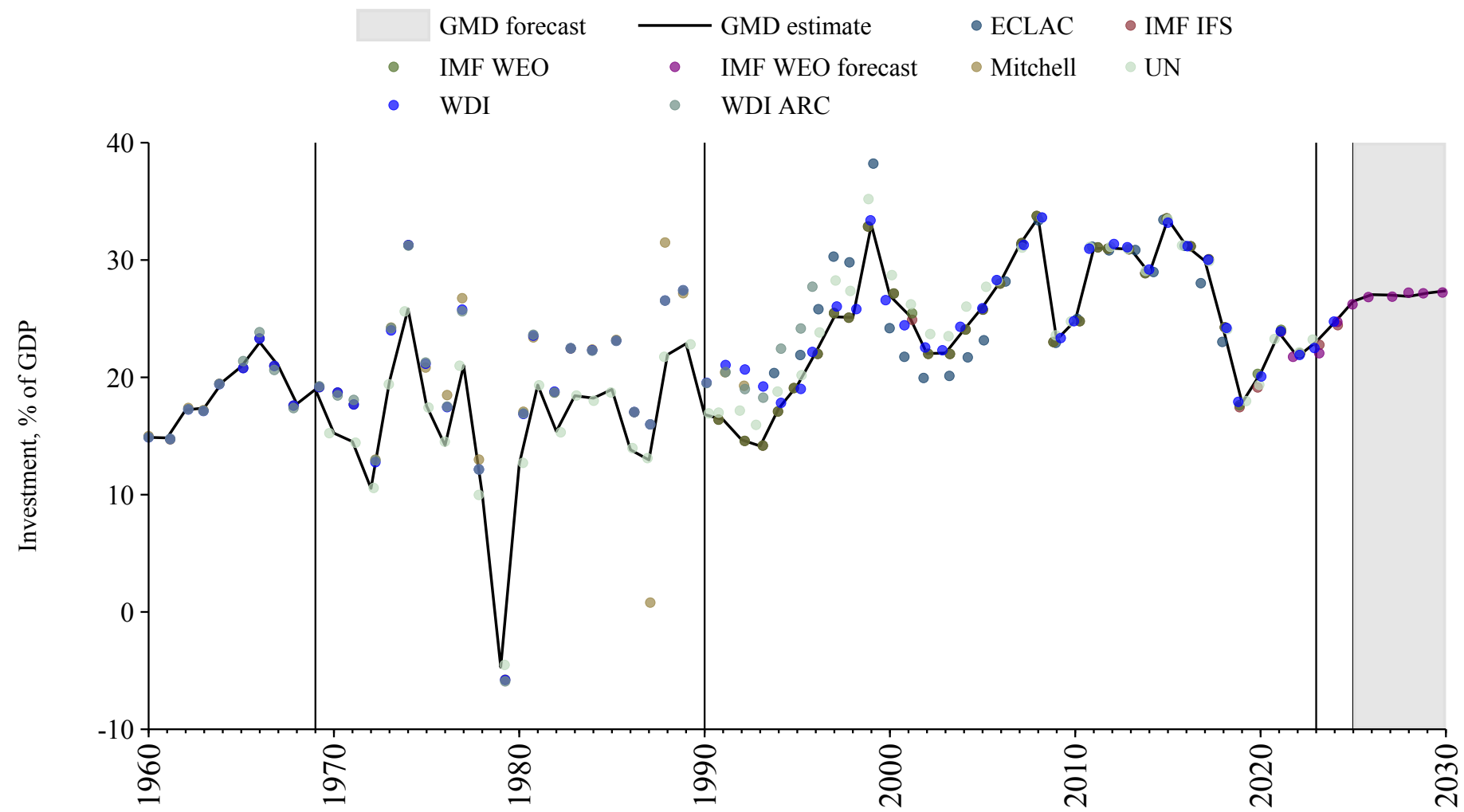
## New Zealand

Source	Time span	Notes
<a href="#">Mitchell (2013)</a>	1943 - 1964	Spliced using overlapping data in 1965.
<a href="#">World Bank (Archives) (1999)</a>	1965 - 1969	Spliced using overlapping data in 1970.
<a href="#">OECD Economic Outlook (2024)</a>	1970 - 2026	Baseline source, overlaps with base year 2018.
<a href="#">WEO (2024b)</a>	2027 - 2030	Spliced using overlapping data in 2031.



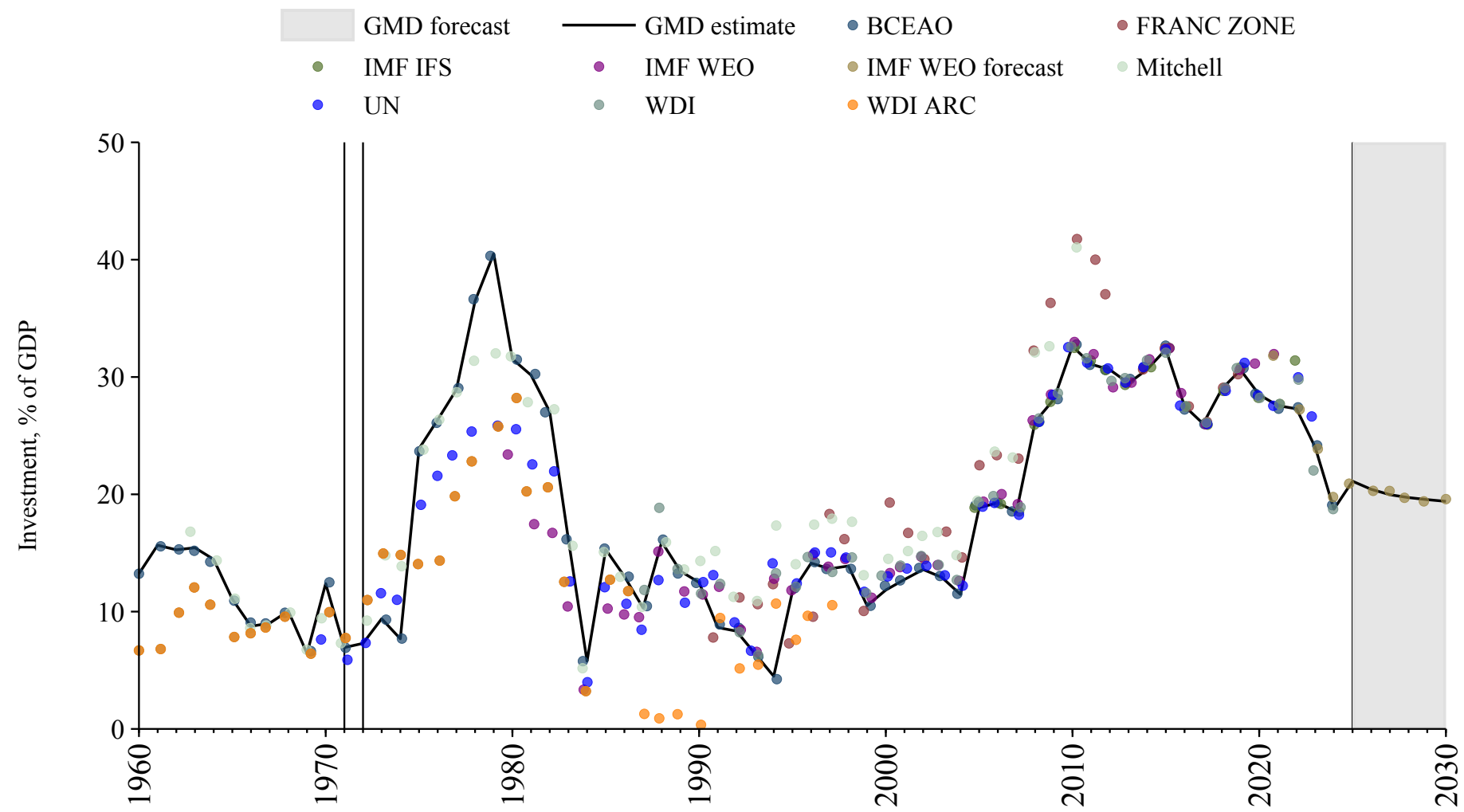
# Nicaragua

Source	Time span	Notes
<a href="#">World Bank (2024)</a>	1960 - 1969	Spliced using overlapping data in 1970.
<a href="#">United Nations (2024)</a>	1970 - 1990	Spliced using overlapping data in 1991.
<a href="#">WEO (2024a)</a>	1991 - 2022	Baseline source, overlaps with base year 2018.
<a href="#">International Monetary Fund (2025)</a>	2023 - 2024	Spliced using overlapping data in 2025.
<a href="#">WEO (2024b)</a>	2025 - 2030	Spliced using overlapping data in 2031.



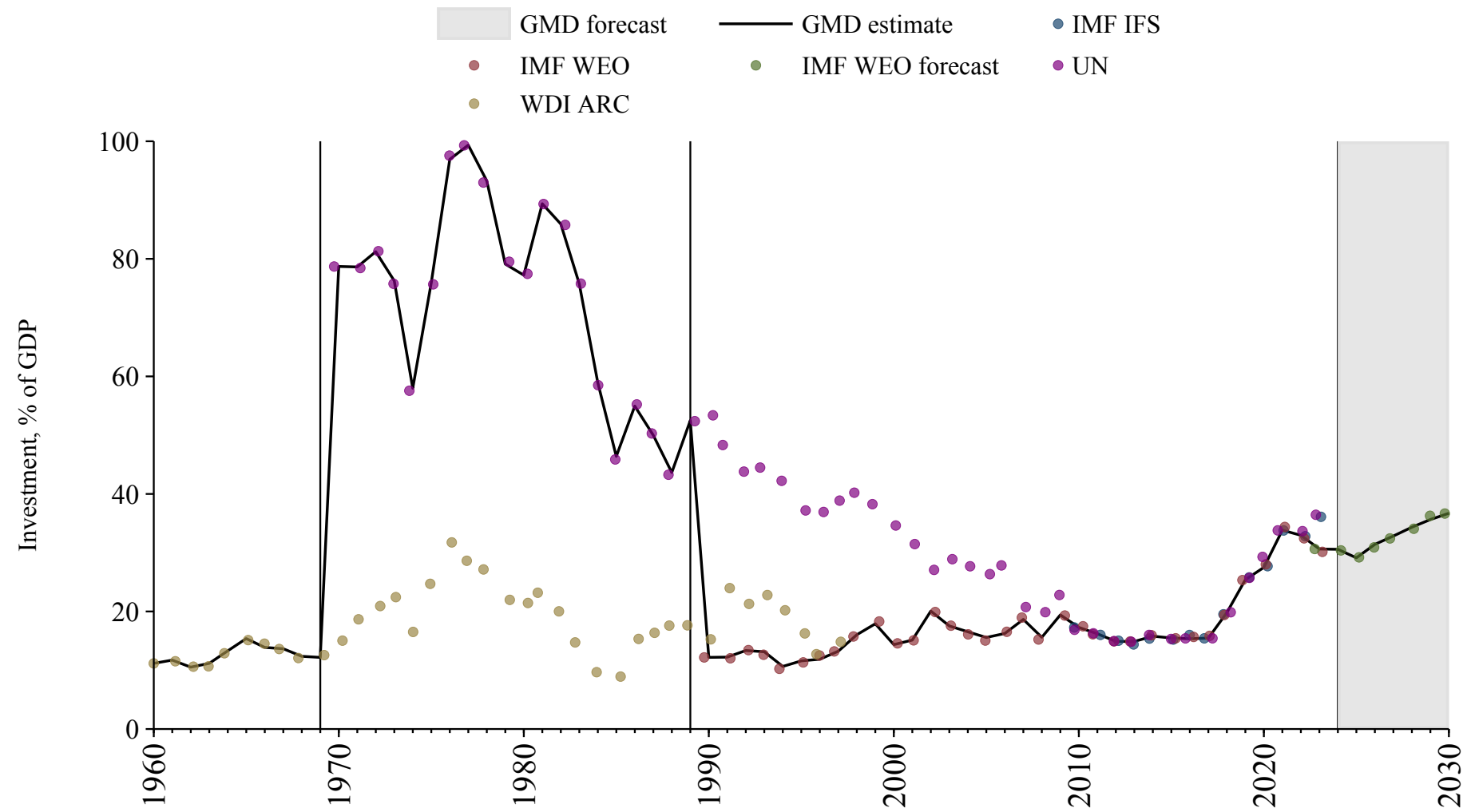
# Niger

Source	Time span	Notes
<a href="#">Banque centrale des États de l'Afrique de l'Ouest (2024)</a>	1960 - 1971	Spliced using overlapping data in 1972.
<a href="#">United Nations (2024)</a>	1972 - 1972	Spliced using overlapping data in 1973.
<a href="#">Banque centrale des États de l'Afrique de l'Ouest (2024)</a>	1973 - 2024	Baseline source, overlaps with base year 2018.
<a href="#">WEO (2024b)</a>	2025 - 2030	Spliced using overlapping data in 2031.



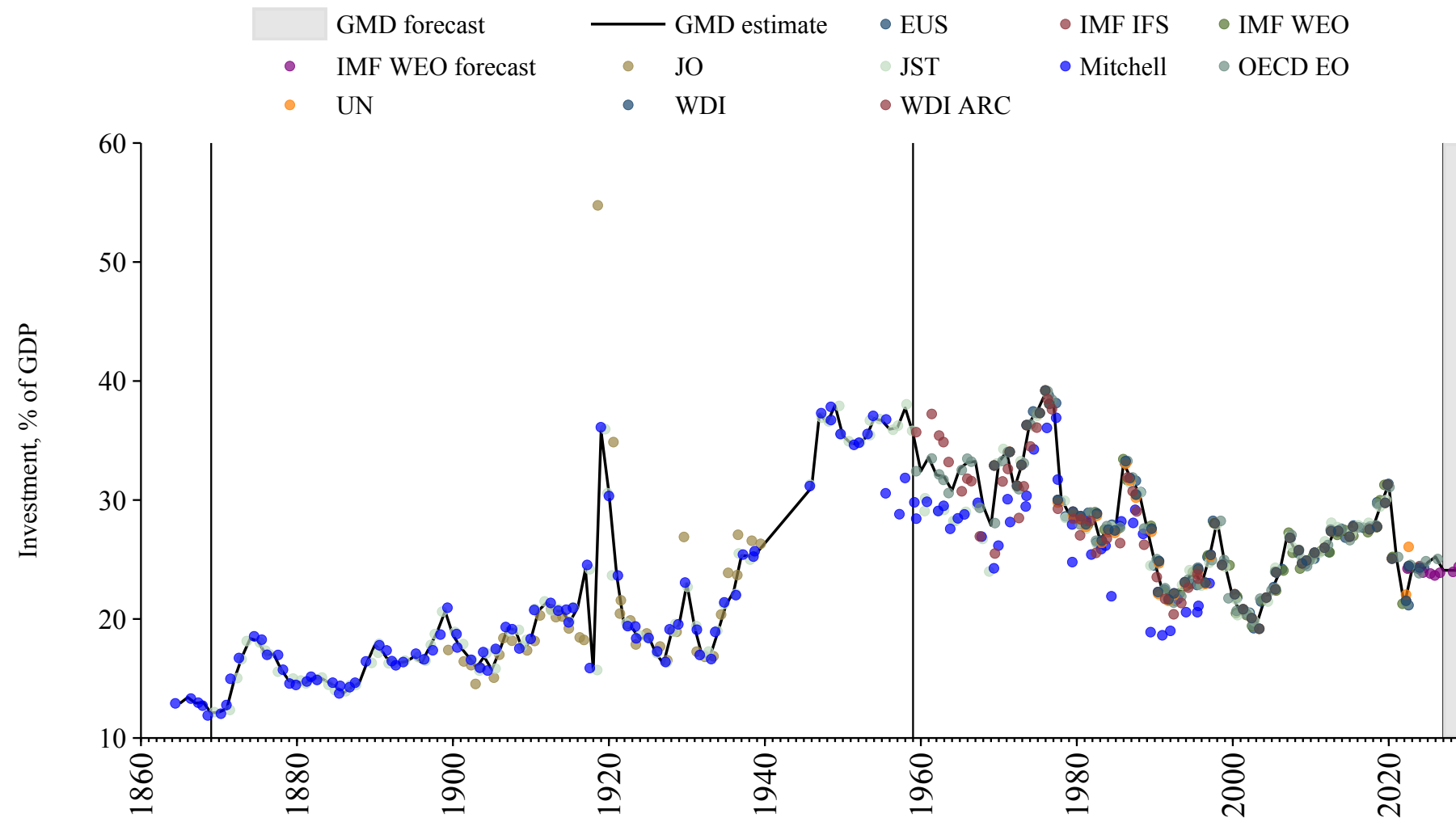
# Nigeria

Source	Time span	Notes
<a href="#">World Bank (Archives) (1999)</a>	1960 - 1969	Spliced using overlapping data in 1970.
<a href="#">United Nations (2024)</a>	1970 - 1989	Spliced using overlapping data in 1990.
<a href="#">WEO (2024a)</a>	1990 - 2023	Baseline source, overlaps with base year 2018.
<a href="#">WEO (2024b)</a>	2024 - 2030	Spliced using overlapping data in 2031.



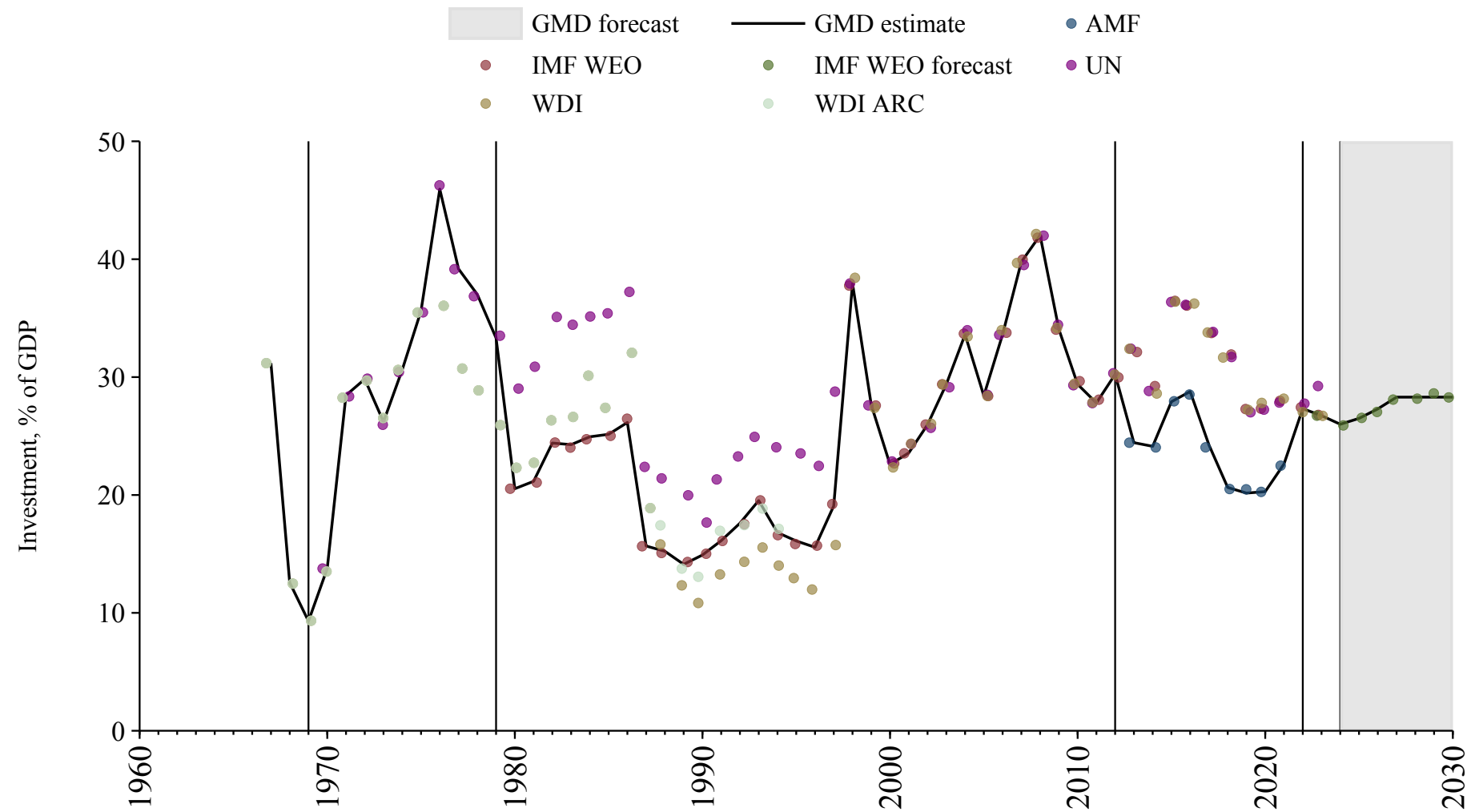
# Norway

Source	Time span	Notes
<a href="#">Mitchell (2013)</a>	1865 - 1869	Spliced using overlapping data in 1870.
<a href="#">Jordà et al. (2017)</a>	1870 - 1959	Spliced using overlapping data in 1960.
<a href="#">OECD Economic Outlook (2024)</a>	1960 - 2026	Baseline source, overlaps with base year 2018.
<a href="#">WEO (2024b)</a>	2027 - 2030	Spliced using overlapping data in 2031.



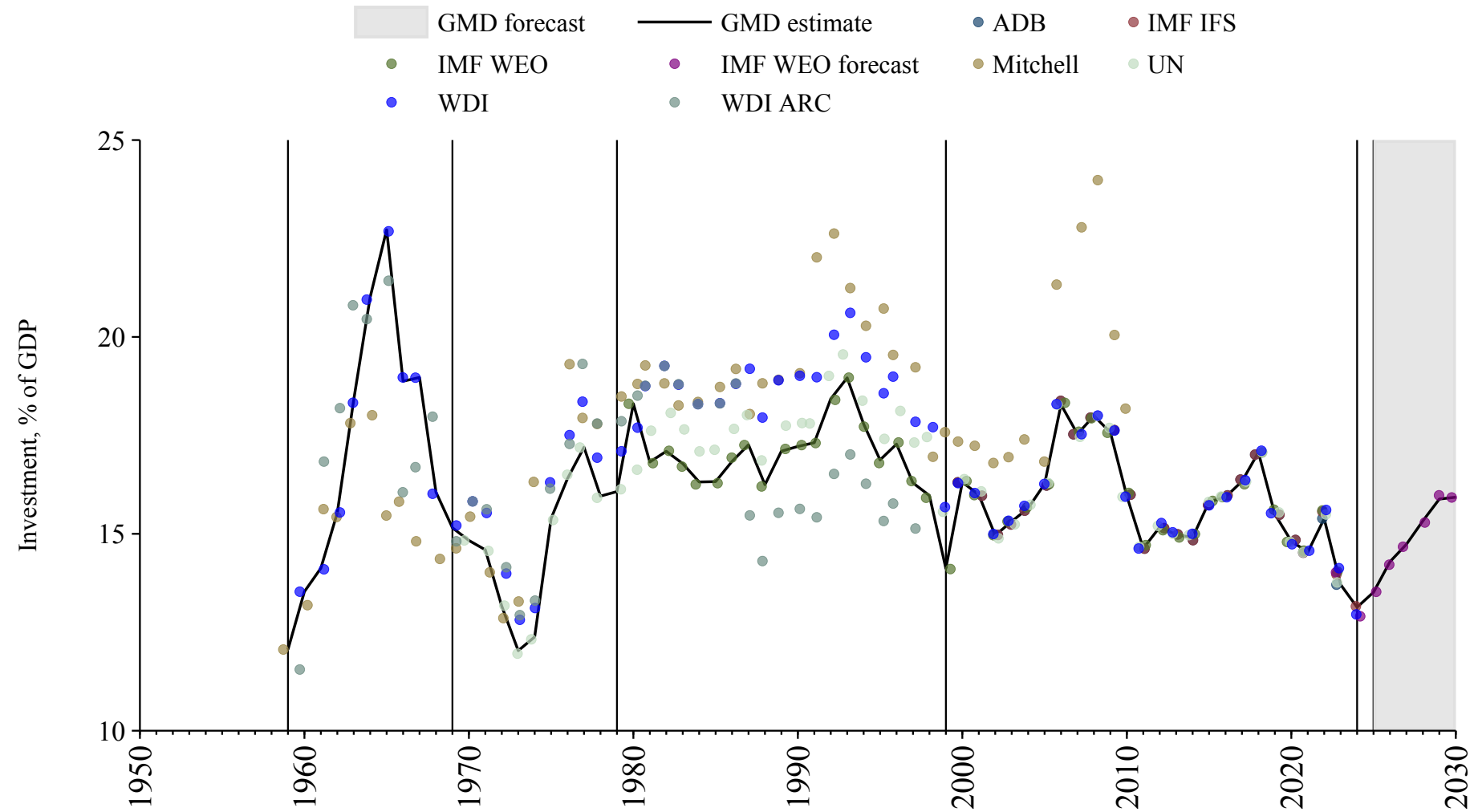
# Oman

Source	Time span	Notes
<a href="#">World Bank (2024)</a>	1967 - 1969	Spliced using overlapping data in 1970.
<a href="#">United Nations (2024)</a>	1970 - 1979	Spliced using overlapping data in 1980.
<a href="#">WEO (2024a)</a>	1980 - 2012	Spliced using overlapping data in 2013.
<a href="#">Arab Monetary Fund (2024)</a>	2013 - 2021	Baseline source, overlaps with base year 2018.
<a href="#">WEO (2024a)</a>	2022 - 2023	Spliced using overlapping data in 2024.
<a href="#">WEO (2024b)</a>	2024 - 2030	Spliced using overlapping data in 2031.



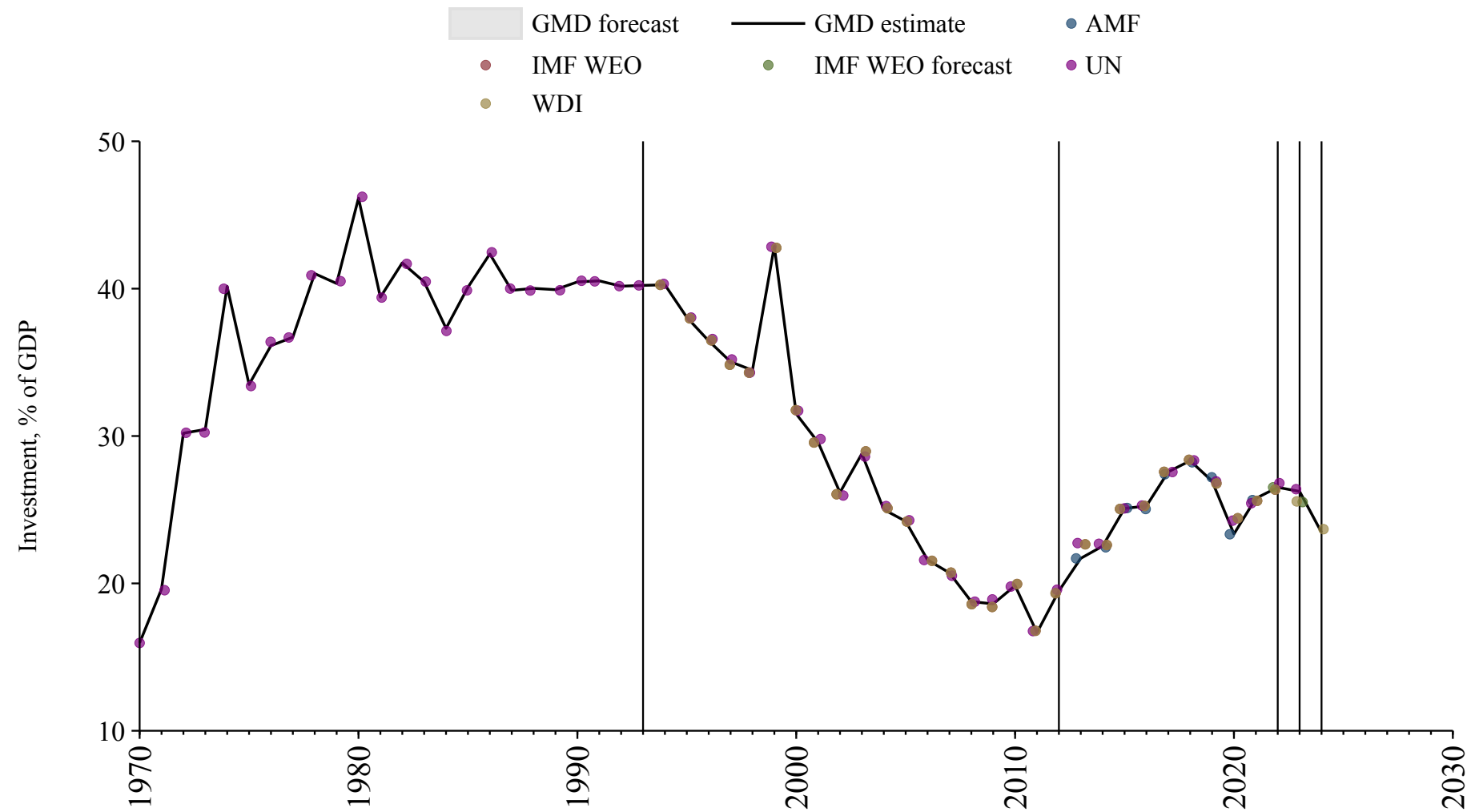
## Pakistan

Source	Time span	Notes
<a href="#">Mitchell (2013)</a>	1959 - 1959	Spliced using overlapping data in 1960.
<a href="#">World Bank (2024)</a>	1960 - 1969	Spliced using overlapping data in 1970.
<a href="#">United Nations (2024)</a>	1970 - 1979	Spliced using overlapping data in 1980.
<a href="#">WEO (2024a)</a>	1980 - 1999	Spliced using overlapping data in 2000.
<a href="#">Asian Development Bank (2024)</a>	2000 - 2023	Baseline source, overlaps with base year 2018.
<a href="#">International Monetary Fund (2025)</a>	2024 - 2024	Spliced using overlapping data in 2025.
<a href="#">WEO (2024b)</a>	2025 - 2030	Spliced using overlapping data in 2031.



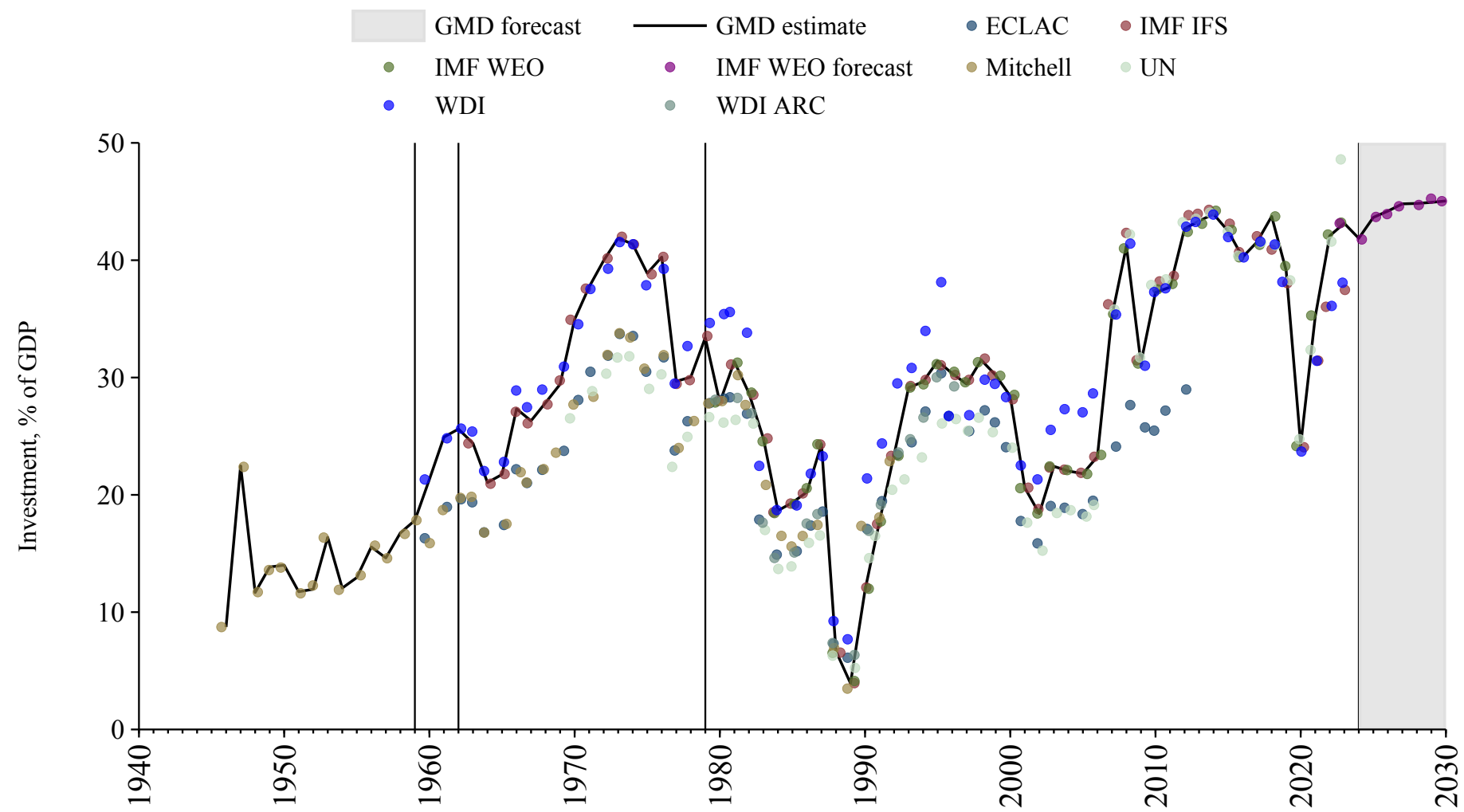
## Palestine

Source	Time span	Notes
<a href="#">United Nations (2024)</a>	1970 - 1993	Spliced using overlapping data in 1994.
<a href="#">WEO (2024a)</a>	1994 - 2012	Spliced using overlapping data in 2013.
<a href="#">Arab Monetary Fund (2024)</a>	2013 - 2021	Baseline source, overlaps with base year 2018.
<a href="#">WEO (2024a)</a>	2022 - 2022	Spliced using overlapping data in 2023.
<a href="#">United Nations (2024)</a>	2023 - 2023	Spliced using overlapping data in 2024.
<a href="#">World Bank (2024)</a>	2024 - 2024	Spliced using overlapping data in 2025.



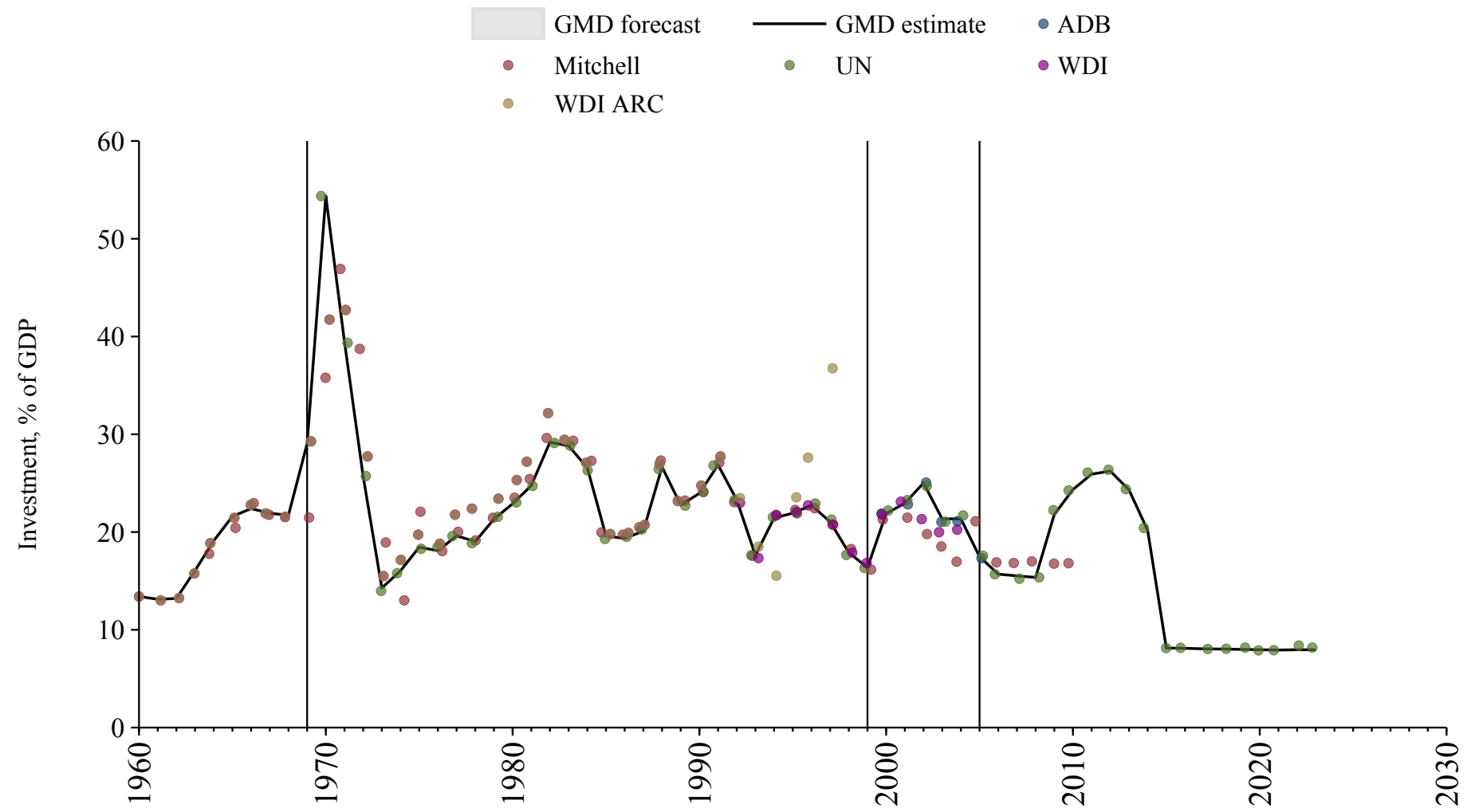
## Panama

Source	Time span	Notes
<a href="#">Mitchell (2013)</a>	1946 - 1959	Spliced using overlapping data in 1960.
<a href="#">World Bank (2024)</a>	1960 - 1962	Spliced using overlapping data in 1963.
<a href="#">International Monetary Fund (2025)</a>	1963 - 1979	Spliced using overlapping data in 1980.
<a href="#">WEO (2024a)</a>	1980 - 2023	Baseline source, overlaps with base year 2018.
<a href="#">WEO (2024b)</a>	2024 - 2030	Spliced using overlapping data in 2031.



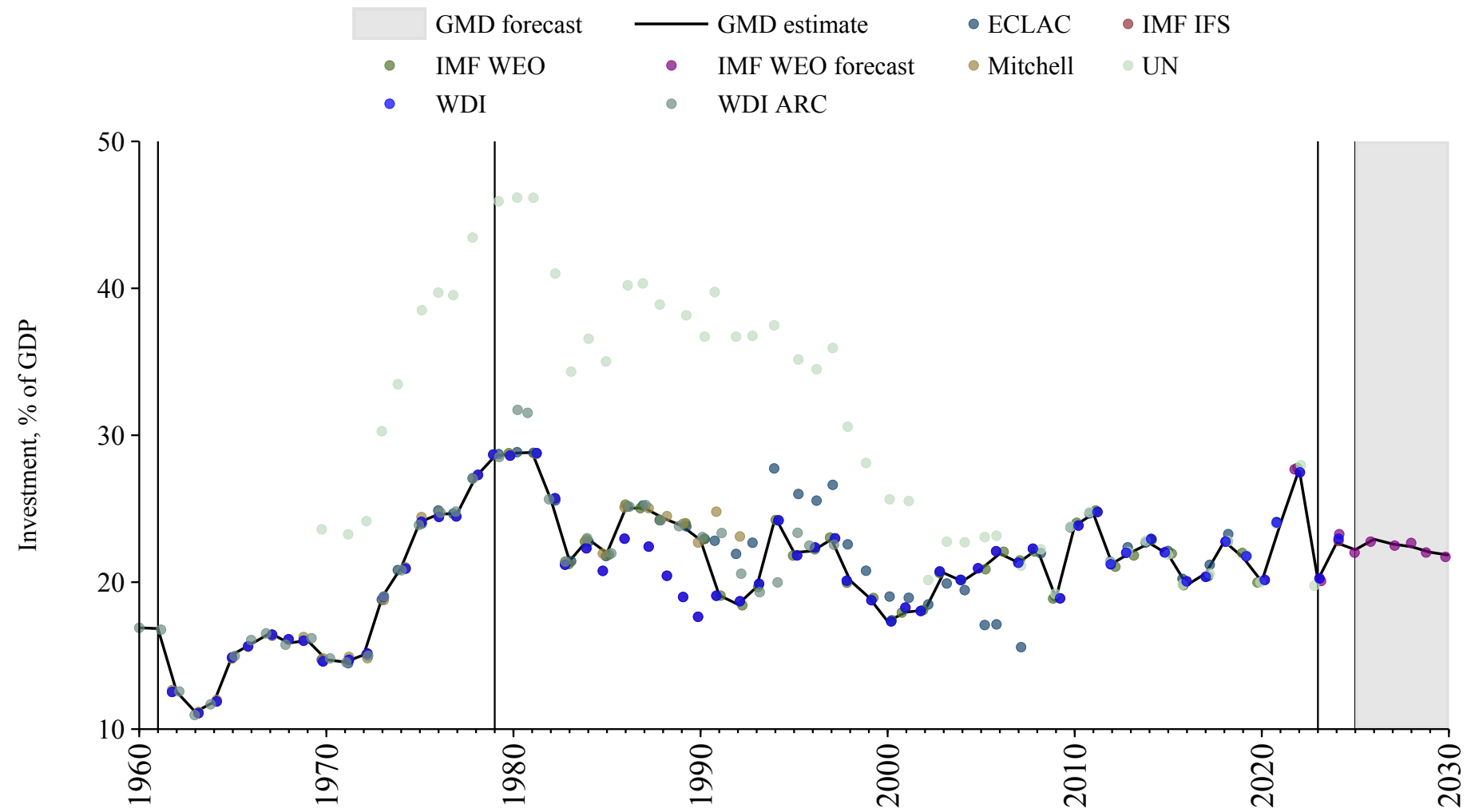
## Papua New Guinea

Source	Time span	Notes
<a href="#">World Bank (2024)</a>	1960 - 1969	Spliced using overlapping data in 1970.
<a href="#">United Nations (2024)</a>	1970 - 1999	Spliced using overlapping data in 2000.
<a href="#">Asian Development Bank (2024)</a>	2000 - 2005	Spliced using overlapping data in 2006.
<a href="#">United Nations (2024)</a>	2006 - 2023	Baseline source, overlaps with base year 2018.



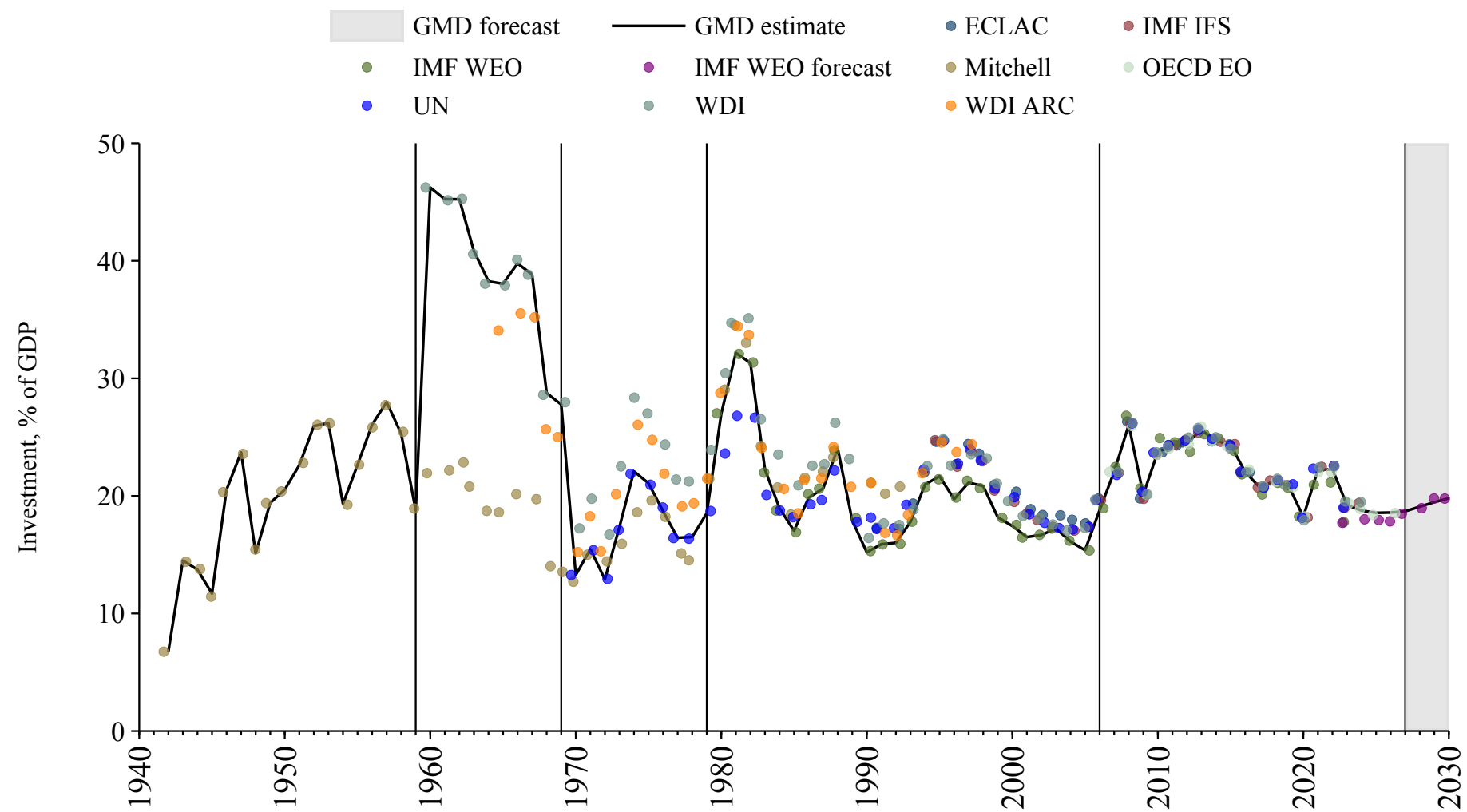
## Paraguay

Source	Time span	Notes
<a href="#">World Bank (Archives) (1999)</a>	1960 - 1961	Spliced using overlapping data in 1962.
<a href="#">International Monetary Fund (2025)</a>	1962 - 1979	Spliced using overlapping data in 1980.
<a href="#">WEO (2024a)</a>	1980 - 2022	Baseline source, overlaps with base year 2018.
<a href="#">International Monetary Fund (2025)</a>	2023 - 2024	Spliced using overlapping data in 2025.
<a href="#">WEO (2024b)</a>	2025 - 2030	Spliced using overlapping data in 2031.



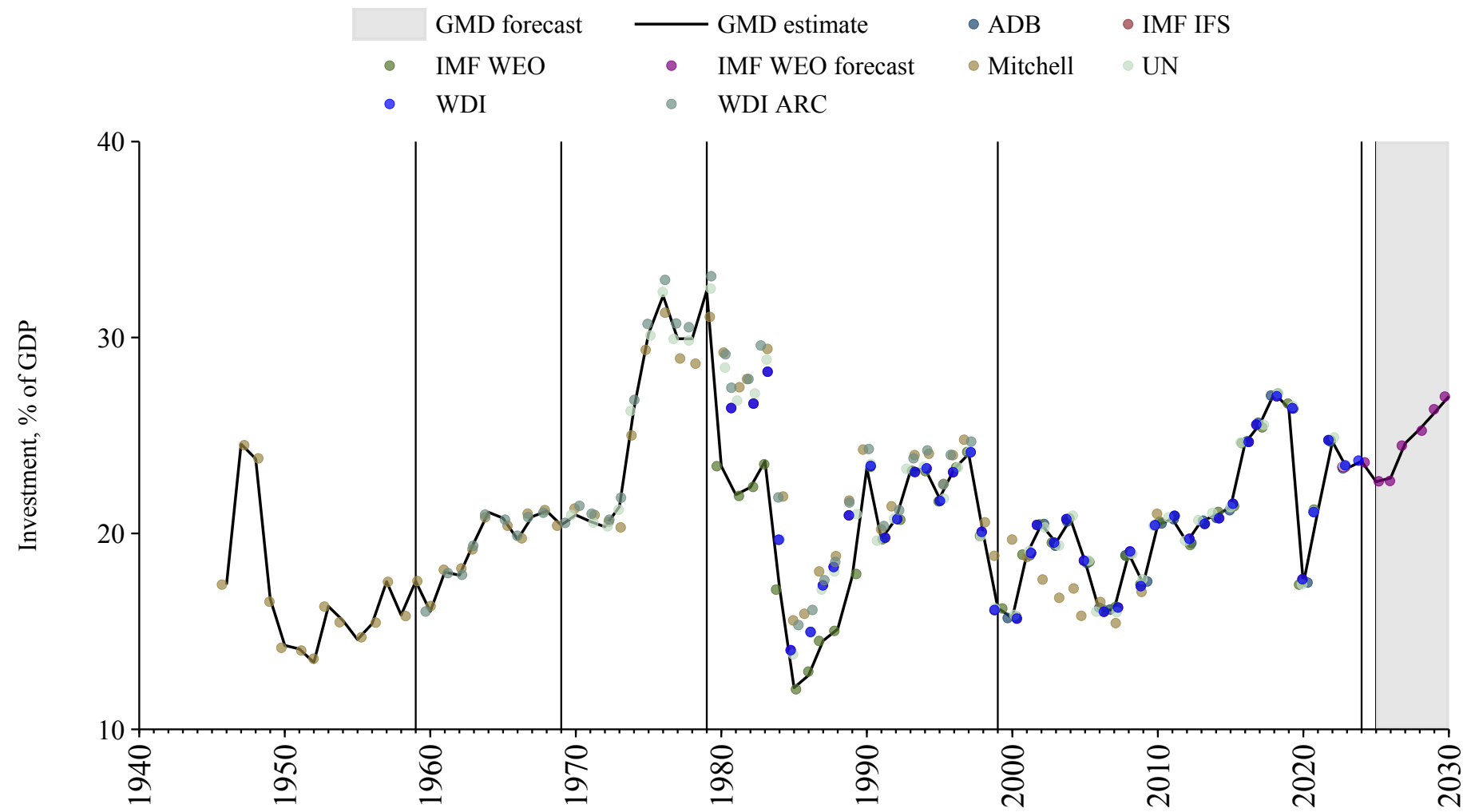
# Peru

Source	Time span	Notes
<a href="#">Mitchell (2013)</a>	1942 - 1959	Spliced using overlapping data in 1960.
<a href="#">World Bank (2024)</a>	1960 - 1969	Spliced using overlapping data in 1970.
<a href="#">United Nations (2024)</a>	1970 - 1979	Spliced using overlapping data in 1980.
<a href="#">WEO (2024a)</a>	1980 - 2006	Spliced using overlapping data in 2007.
<a href="#">OECD Economic Outlook (2024)</a>	2007 - 2026	Baseline source, overlaps with base year 2018.
<a href="#">WEO (2024b)</a>	2027 - 2030	Spliced using overlapping data in 2031.



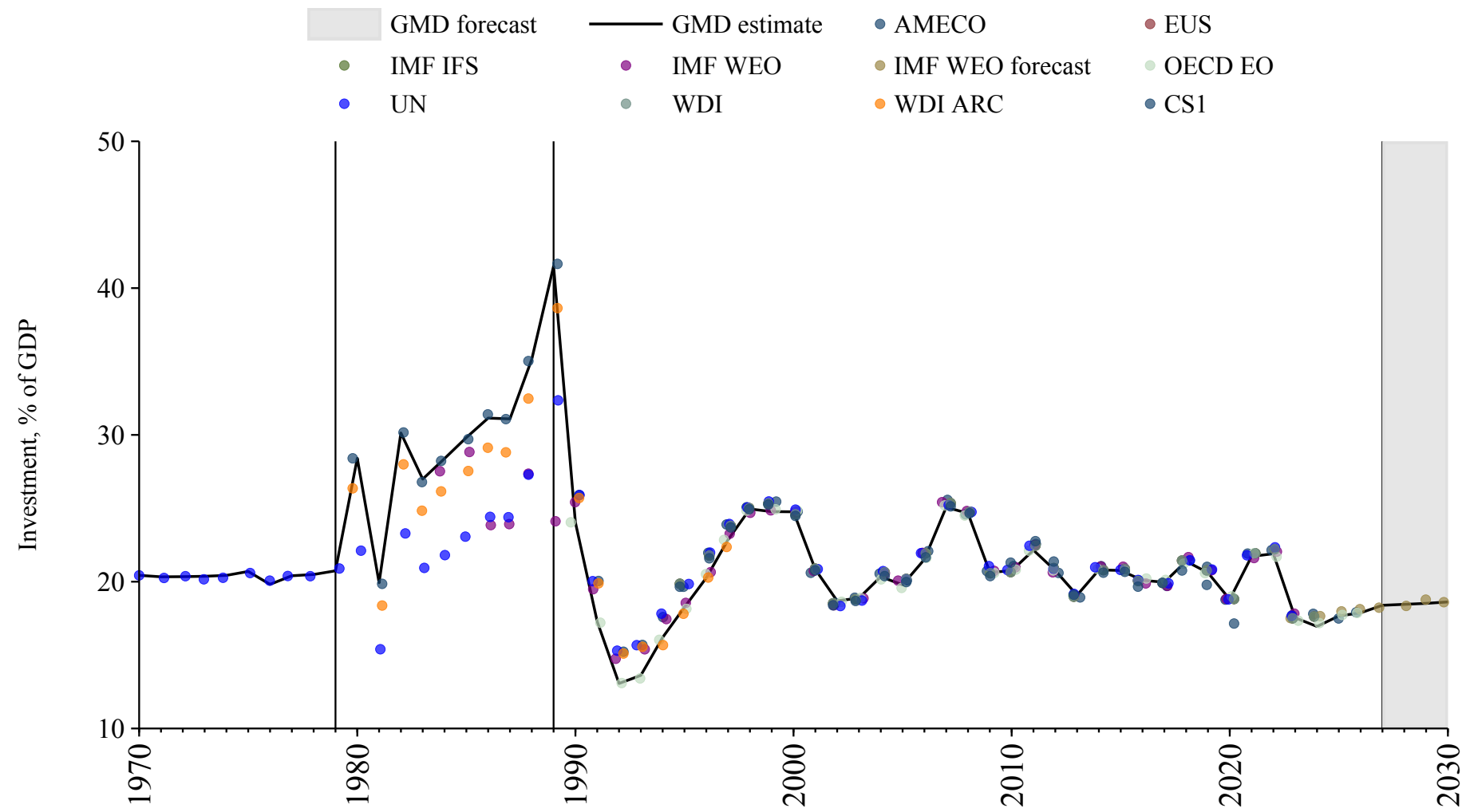
# Philippines

Source	Time span	Notes
<a href="#">Mitchell (2013)</a>	1946 - 1959	Spliced using overlapping data in 1960.
<a href="#">World Bank (Archives) (1999)</a>	1960 - 1969	Spliced using overlapping data in 1970.
<a href="#">United Nations (2024)</a>	1970 - 1979	Spliced using overlapping data in 1980.
<a href="#">WEO (2024a)</a>	1980 - 1999	Spliced using overlapping data in 2000.
<a href="#">Asian Development Bank (2024)</a>	2000 - 2023	Baseline source, overlaps with base year 2018.
<a href="#">World Bank (2024)</a>	2024 - 2024	Spliced using overlapping data in 2025.
<a href="#">WEO (2024b)</a>	2025 - 2030	Spliced using overlapping data in 2031.



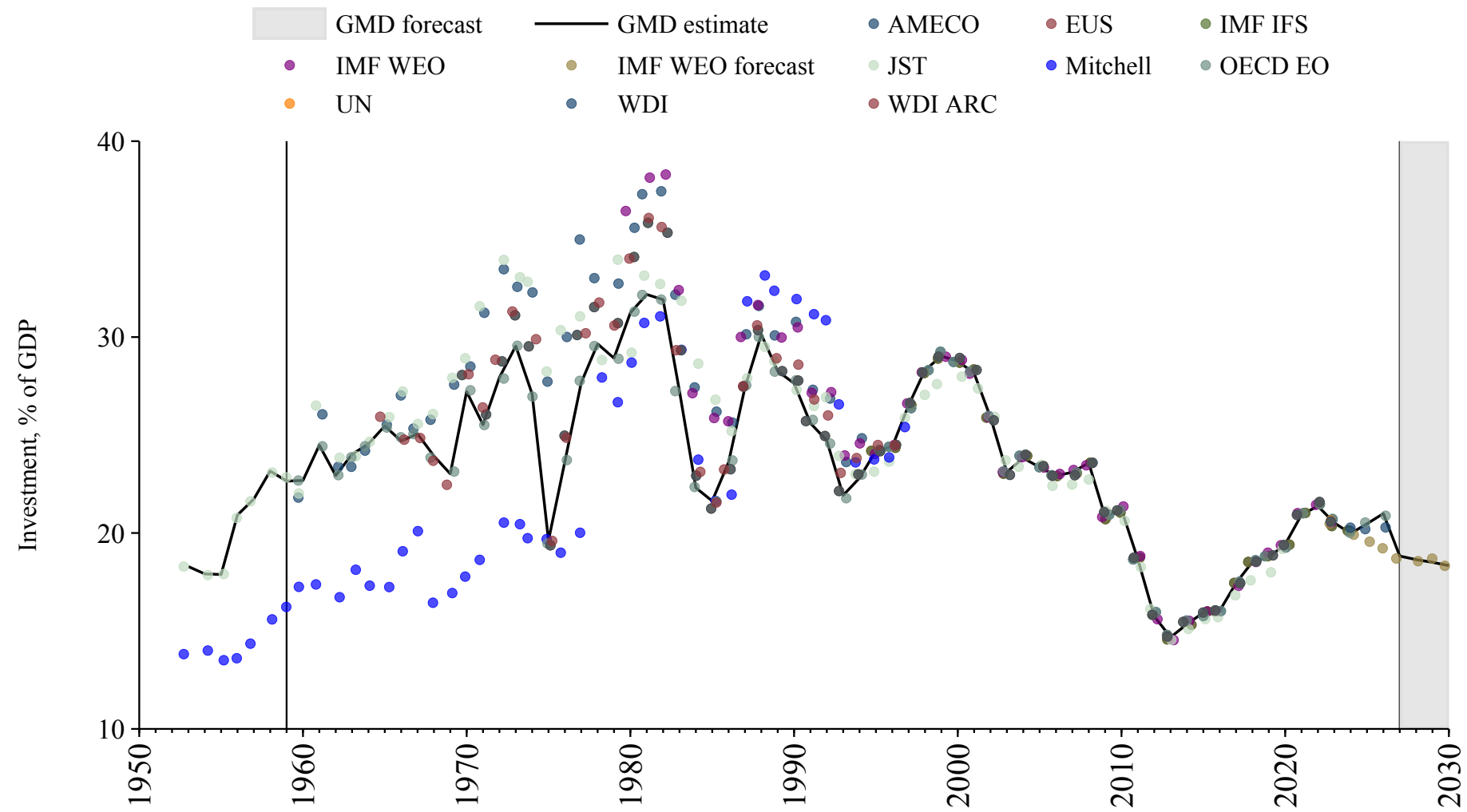
# Poland

Source	Time span	Notes
<a href="#">United Nations (2024)</a>	1970 - 1979	Spliced using overlapping data in 1980.
<a href="#">European Commission (2024)</a>	1980 - 1989	Spliced using overlapping data in 1990.
<a href="#">OECD Economic Outlook (2024)</a>	1990 - 2026	Baseline source, overlaps with base year 2018.
<a href="#">WEO (2024b)</a>	2027 - 2030	Spliced using overlapping data in 2031.



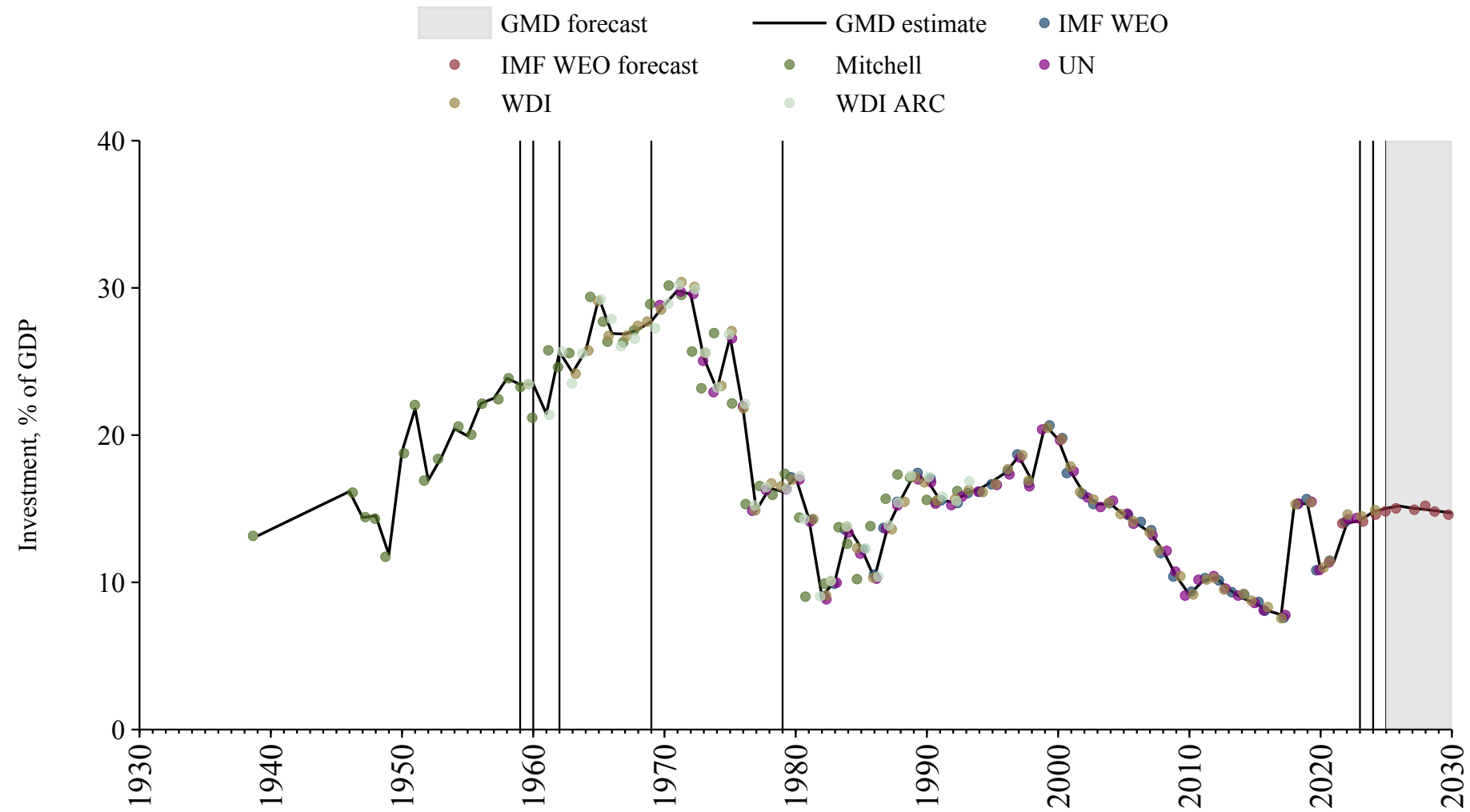
# Portugal

Source	Time span	Notes
<a href="#">Jordà et al. (2017)</a>	1953 - 1959	Spliced using overlapping data in 1960.
<a href="#">OECD Economic Outlook (2024)</a>	1960 - 2026	Baseline source, overlaps with base year 2018.
<a href="#">WEO (2024b)</a>	2027 - 2030	Spliced using overlapping data in 2031.



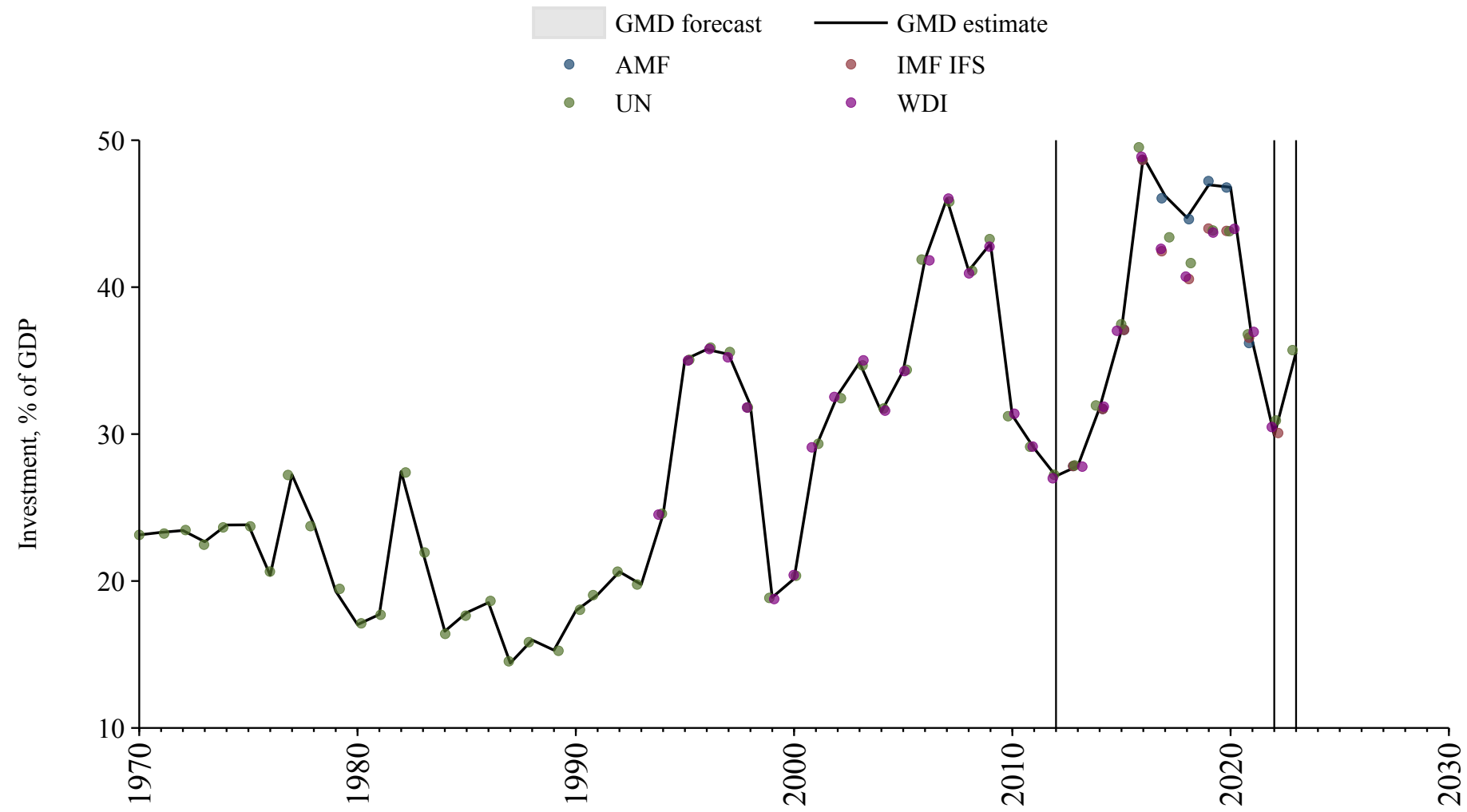
## Puerto Rico

Source	Time span	Notes
<a href="#">Mitchell (2013)</a>	1939 - 1959	Spliced using overlapping data in 1960.
<a href="#">World Bank (2024)</a>	1960 - 1960	Spliced using overlapping data in 1961.
<a href="#">World Bank (Archives) (1999)</a>	1961 - 1962	Spliced using overlapping data in 1963.
<a href="#">World Bank (2024)</a>	1963 - 1969	Spliced using overlapping data in 1970.
<a href="#">United Nations (2024)</a>	1970 - 1979	Spliced using overlapping data in 1980.
<a href="#">WEO (2024a)</a>	1980 - 2022	Baseline source, overlaps with base year 2018.
<a href="#">United Nations (2024)</a>	2023 - 2023	Spliced using overlapping data in 2024.
<a href="#">World Bank (2024)</a>	2024 - 2024	Spliced using overlapping data in 2025.
<a href="#">WEO (2024b)</a>	2025 - 2030	Spliced using overlapping data in 2031.



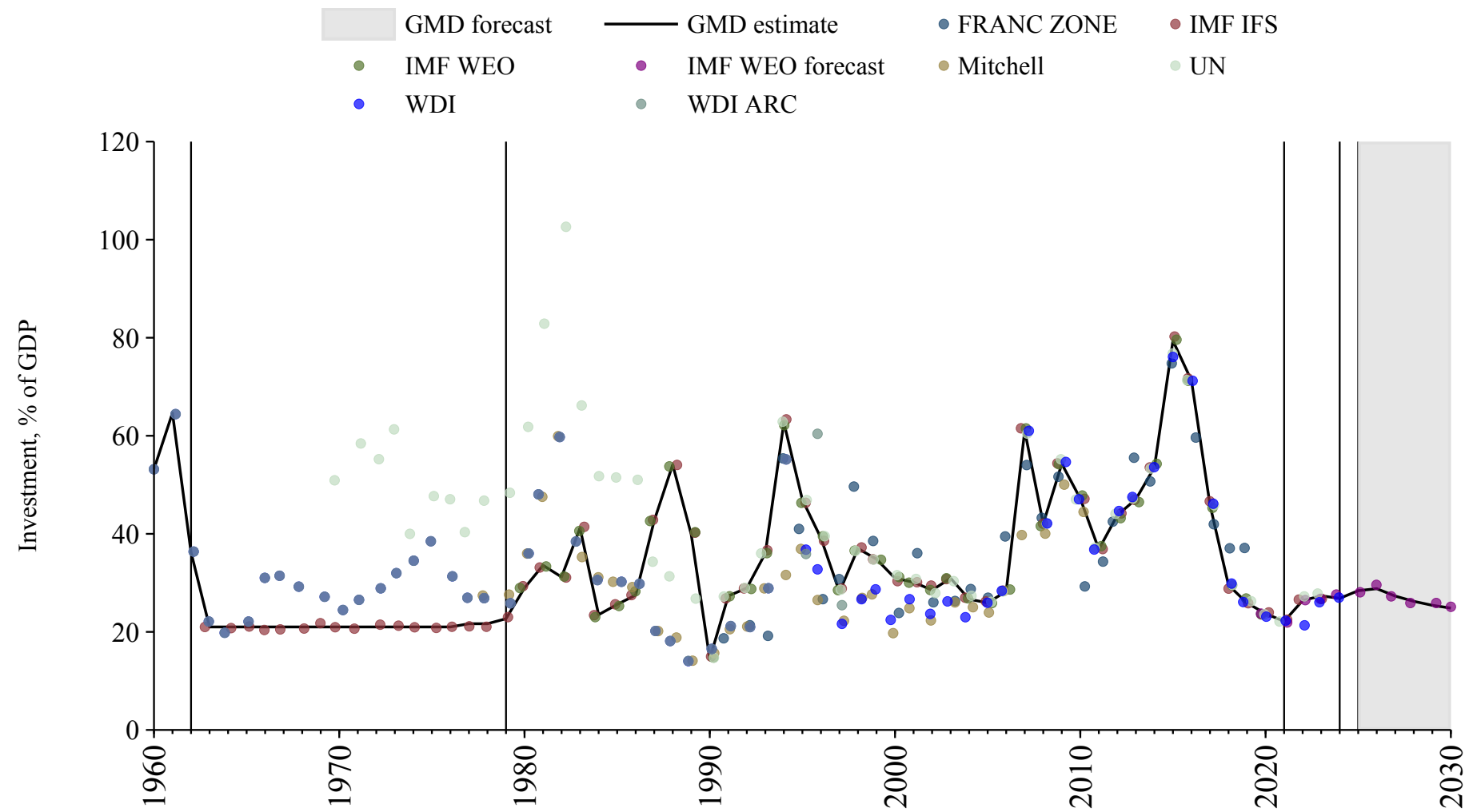
# Qatar

Source	Time span	Notes
<a href="#">United Nations (2024)</a>	1970 - 2012	Spliced using overlapping data in 2013.
<a href="#">Arab Monetary Fund (2024)</a>	2013 - 2021	Baseline source, overlaps with base year 2018.
<a href="#">International Monetary Fund (2025)</a>	2022 - 2022	Spliced using overlapping data in 2023.
<a href="#">United Nations (2024)</a>	2023 - 2023	Spliced using overlapping data in 2024.



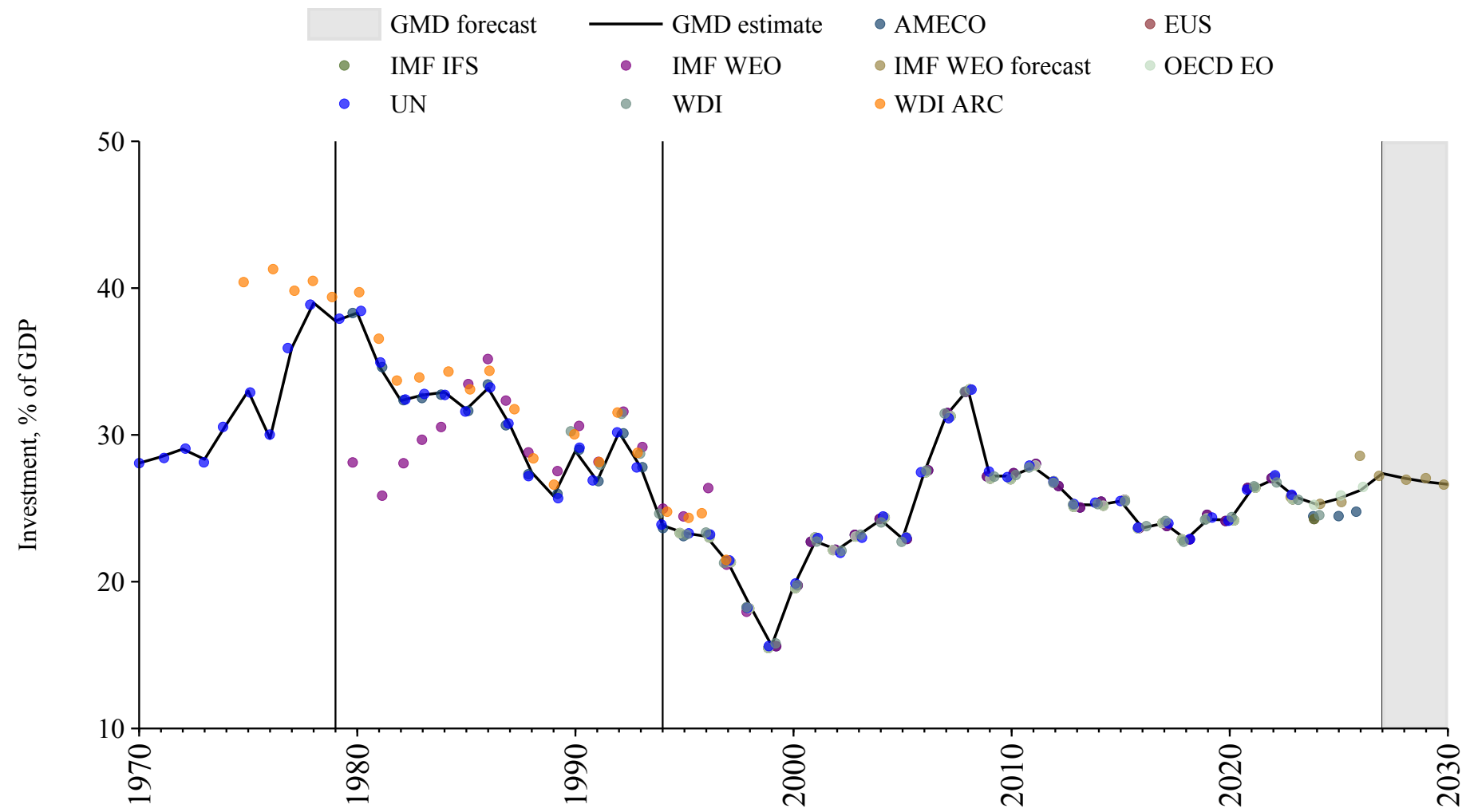
## Republic of the Congo

Source	Time span	Notes
<a href="#">World Bank (2024)</a>	1960 - 1962	Spliced using overlapping data in 1963.
<a href="#">International Monetary Fund (2025)</a>	1963 - 1979	Spliced using overlapping data in 1980.
<a href="#">WEO (2024a)</a>	1980 - 2020	Baseline source, overlaps with base year 2018.
<a href="#">International Monetary Fund (2025)</a>	2021 - 2023	Spliced using overlapping data in 2024.
<a href="#">World Bank (2024)</a>	2024 - 2024	Spliced using overlapping data in 2025.
<a href="#">WEO (2024b)</a>	2025 - 2030	Spliced using overlapping data in 2031.



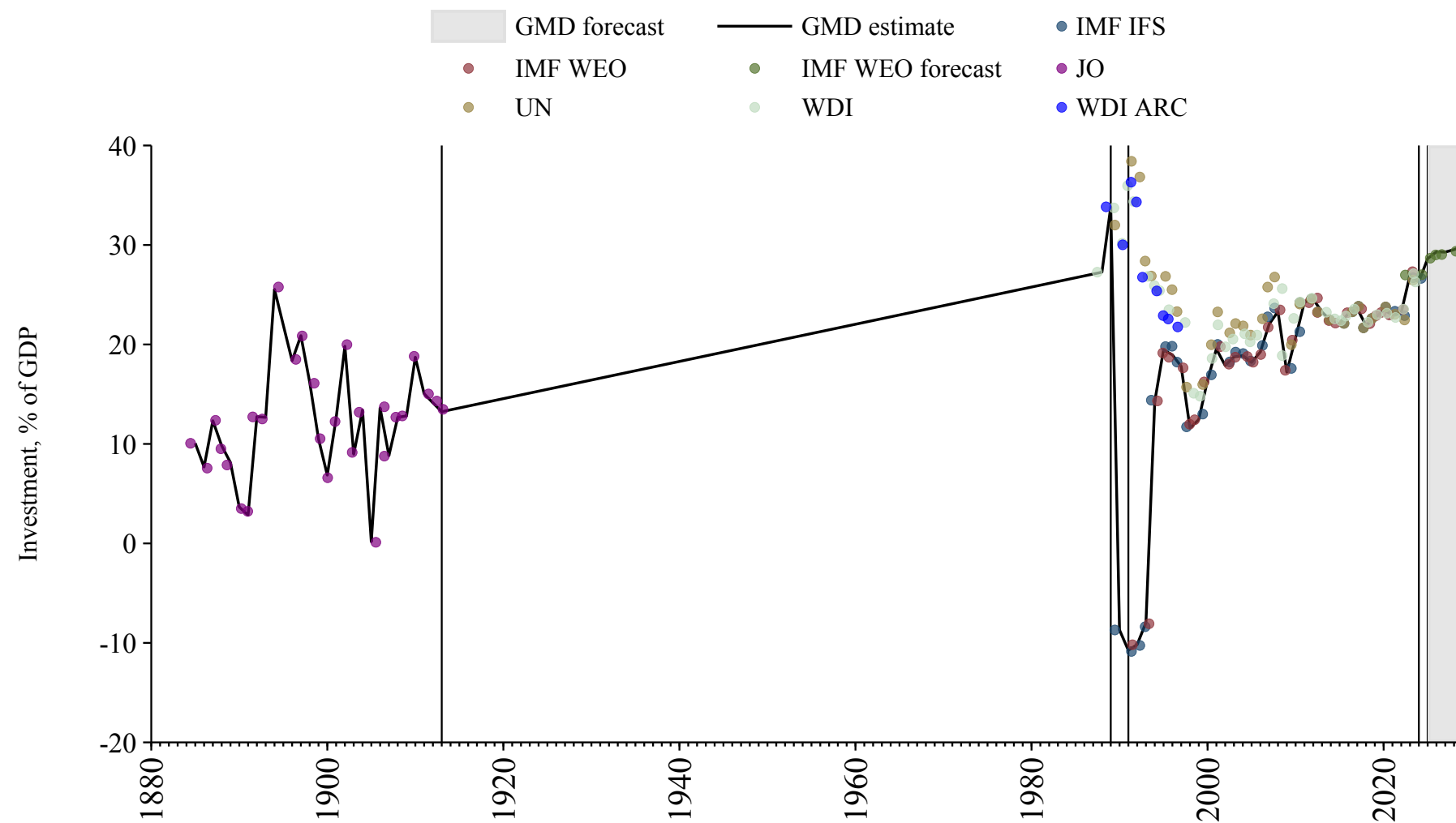
## Romania

Source	Time span	Notes
<a href="#">United Nations (2024)</a>	1970 - 1979	Spliced using overlapping data in 1980.
<a href="#">European Commission (2024)</a>	1980 - 1994	Spliced using overlapping data in 1995.
<a href="#">OECD Economic Outlook (2024)</a>	1995 - 2026	Baseline source, overlaps with base year 2018.
<a href="#">WEO (2024b)</a>	2027 - 2030	Spliced using overlapping data in 2031.



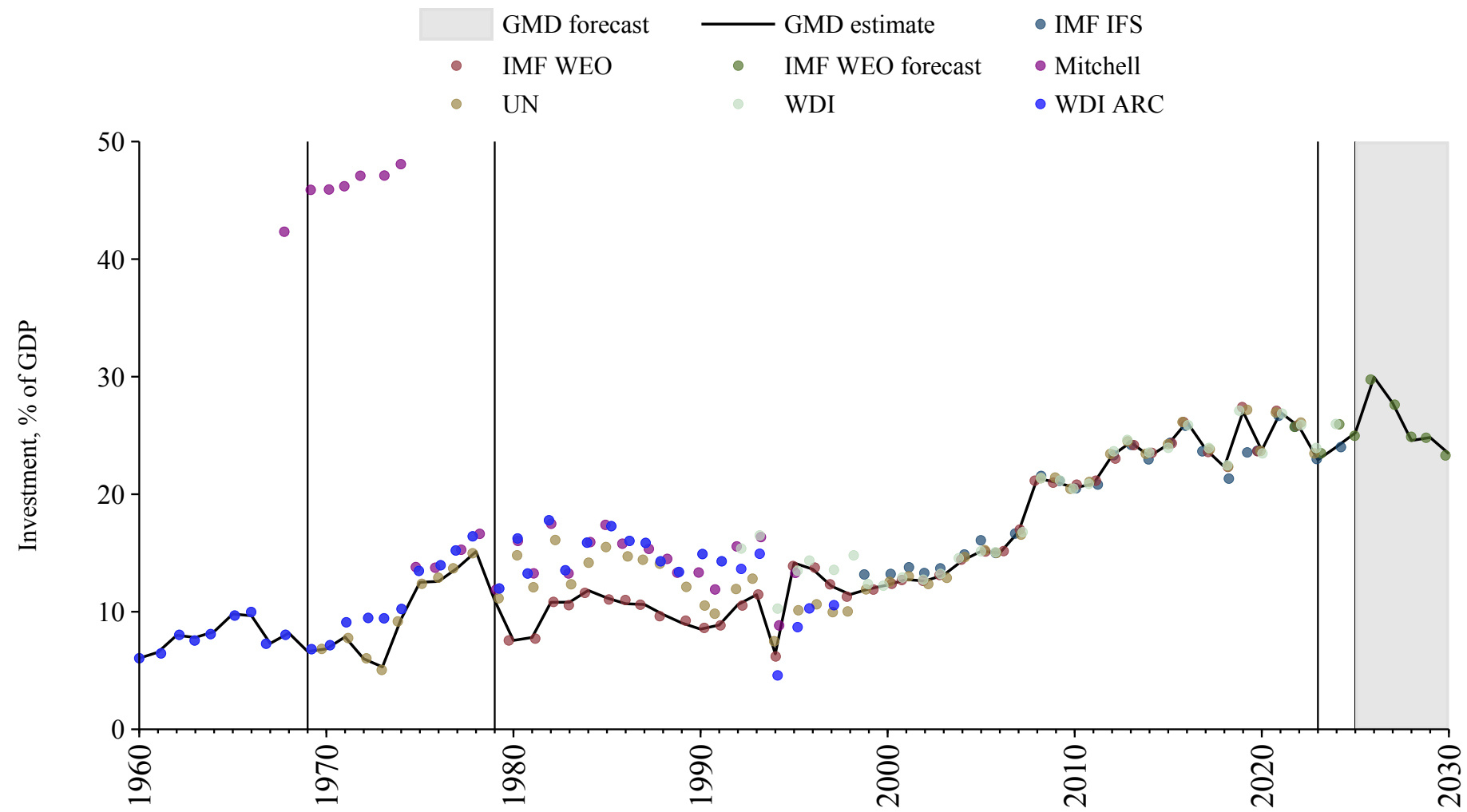
## Russian Federation

Source	Time span	Notes
<a href="#">Jones and Obstfeld (1997)</a>	1885 - 1913	Spliced using overlapping data in 1914.
<a href="#">World Bank (2024)</a>	1914 - 1989	Spliced using overlapping data in 1990.
<a href="#">International Monetary Fund (2025)</a>	1990 - 1991	Spliced using overlapping data in 1992.
<a href="#">WEO (2024a)</a>	1992 - 2023	Baseline source, overlaps with base year 2018.
<a href="#">International Monetary Fund (2025)</a>	2024 - 2024	Spliced using overlapping data in 2025.
<a href="#">WEO (2024b)</a>	2025 - 2030	Spliced using overlapping data in 2031.



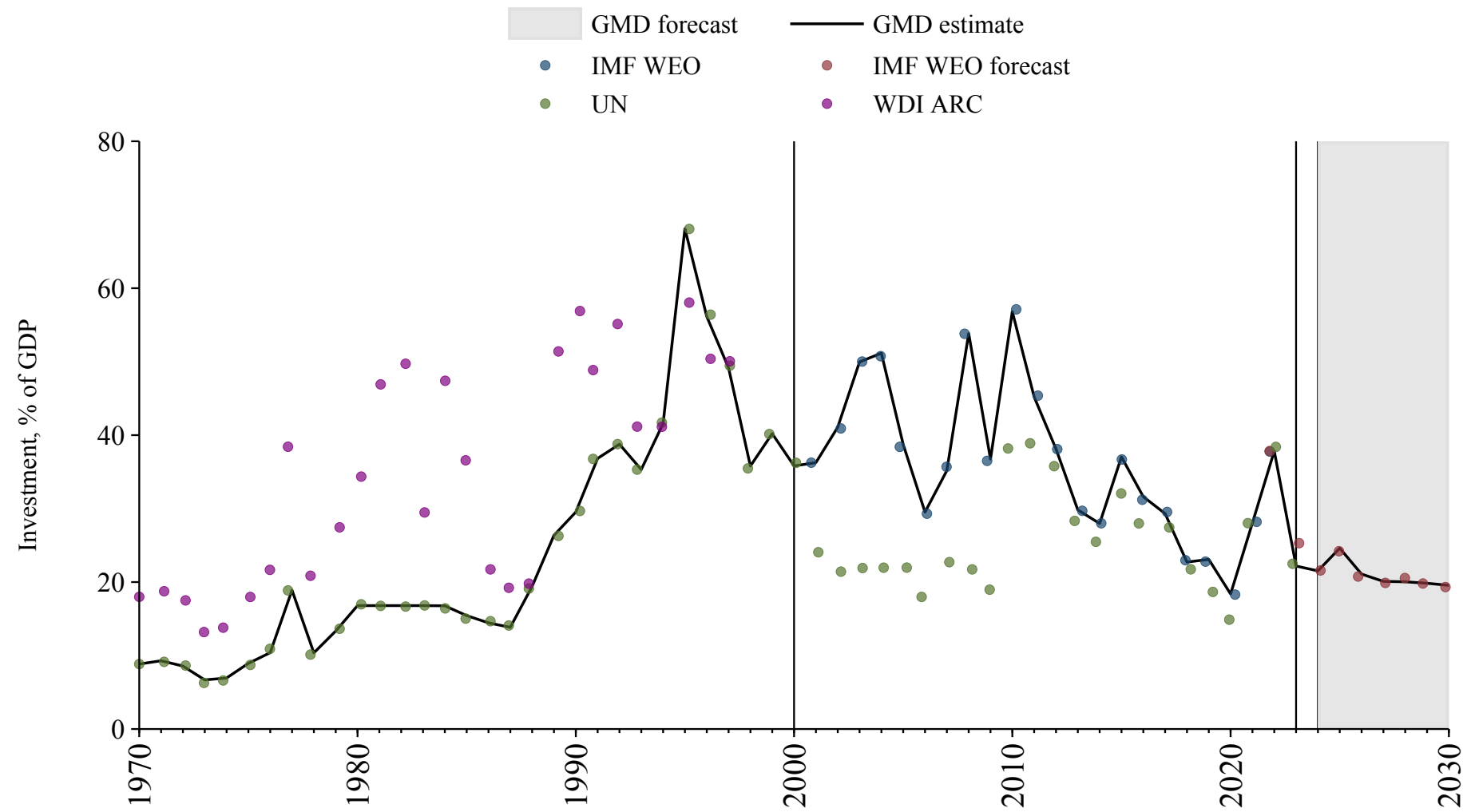
## Rwanda

Source	Time span	Notes
<a href="#">World Bank (2024)</a>	1960 - 1969	Spliced using overlapping data in 1970.
<a href="#">United Nations (2024)</a>	1970 - 1979	Spliced using overlapping data in 1980.
<a href="#">WEO (2024a)</a>	1980 - 2022	Baseline source, overlaps with base year 2018.
<a href="#">International Monetary Fund (2025)</a>	2023 - 2024	Spliced using overlapping data in 2025.
<a href="#">WEO (2024b)</a>	2025 - 2030	Spliced using overlapping data in 2031.



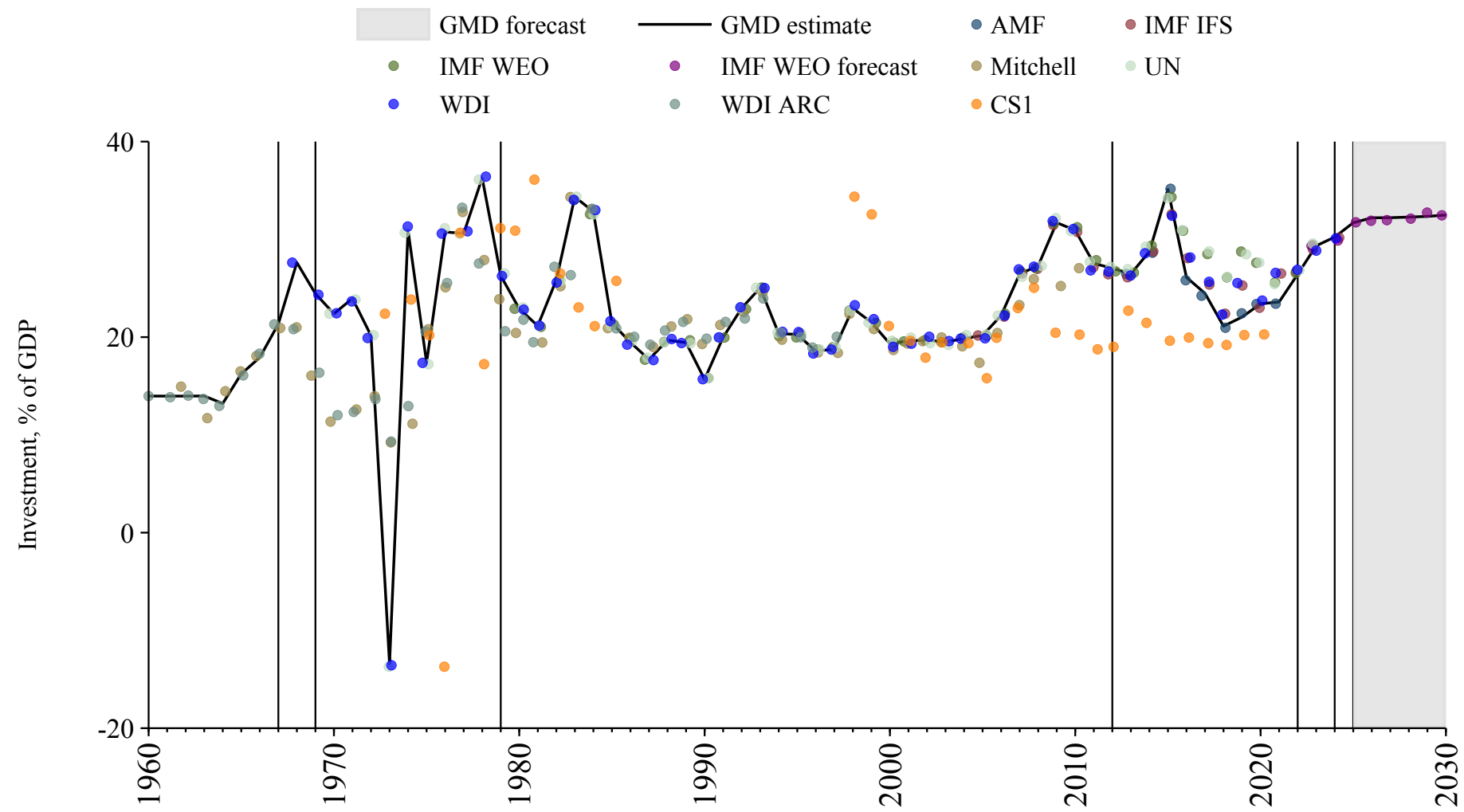
## Sao Tome and Principe

Source	Time span	Notes
<a href="#">United Nations (2024)</a>	1970 - 2000	Spliced using overlapping data in 2001.
<a href="#">WEO (2024a)</a>	2001 - 2022	Baseline source, overlaps with base year 2018.
<a href="#">United Nations (2024)</a>	2023 - 2023	Spliced using overlapping data in 2024.
<a href="#">WEO (2024b)</a>	2024 - 2030	Spliced using overlapping data in 2031.



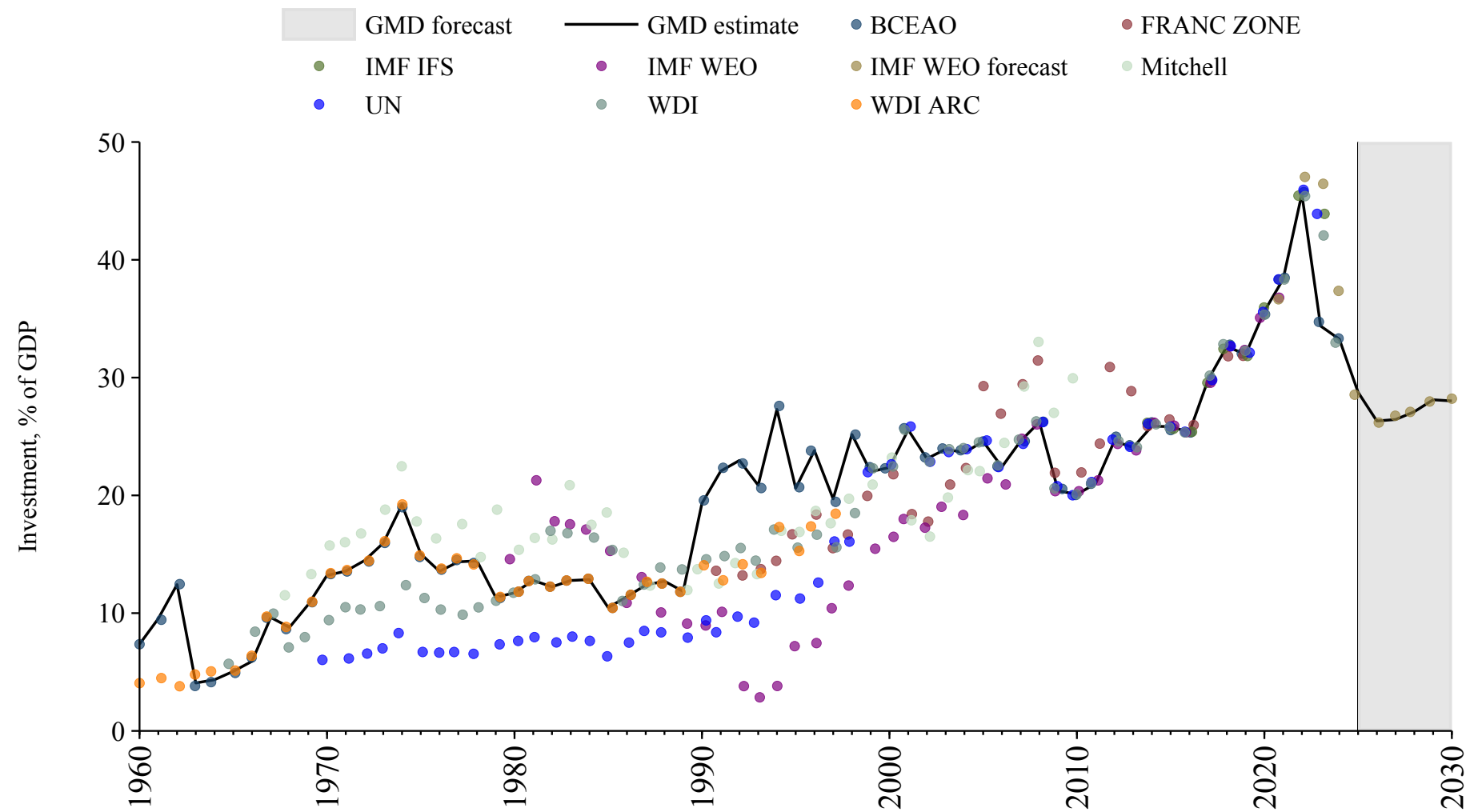
## Saudi Arabia

Source	Time span	Notes
<a href="#">World Bank (Archives) (1999)</a>	1960 - 1967	Spliced using overlapping data in 1968.
<a href="#">World Bank (2024)</a>	1968 - 1969	Spliced using overlapping data in 1970.
<a href="#">United Nations (2024)</a>	1970 - 1979	Spliced using overlapping data in 1980.
<a href="#">WEO (2024a)</a>	1980 - 2012	Spliced using overlapping data in 2013.
<a href="#">Arab Monetary Fund (2024)</a>	2013 - 2021	Baseline source, overlaps with base year 2018.
<a href="#">WEO (2024a)</a>	2022 - 2023	Spliced using overlapping data in 2024.
<a href="#">International Monetary Fund (2025)</a>	2024 - 2024	Spliced using overlapping data in 2025.
<a href="#">WEO (2024b)</a>	2025 - 2030	Spliced using overlapping data in 2031.



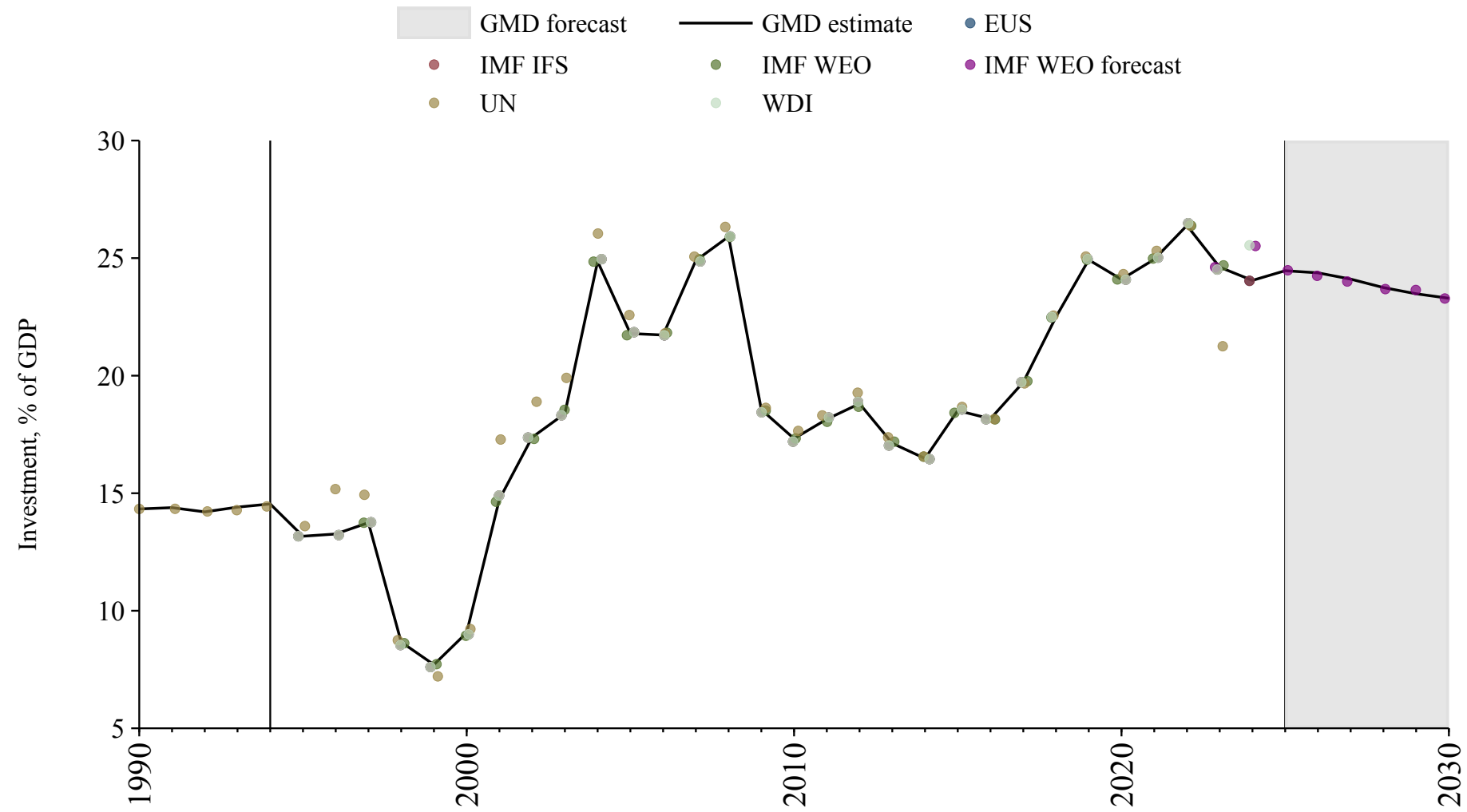
# Senegal

Source	Time span	Notes
<a href="#">Banque centrale des États de l'Afrique de l'Ouest (2024)</a>	1960 - 2024	Baseline source, overlaps with base year 2018.
<a href="#">WEO (2024b)</a>	2025 - 2030	Spliced using overlapping data in 2031.



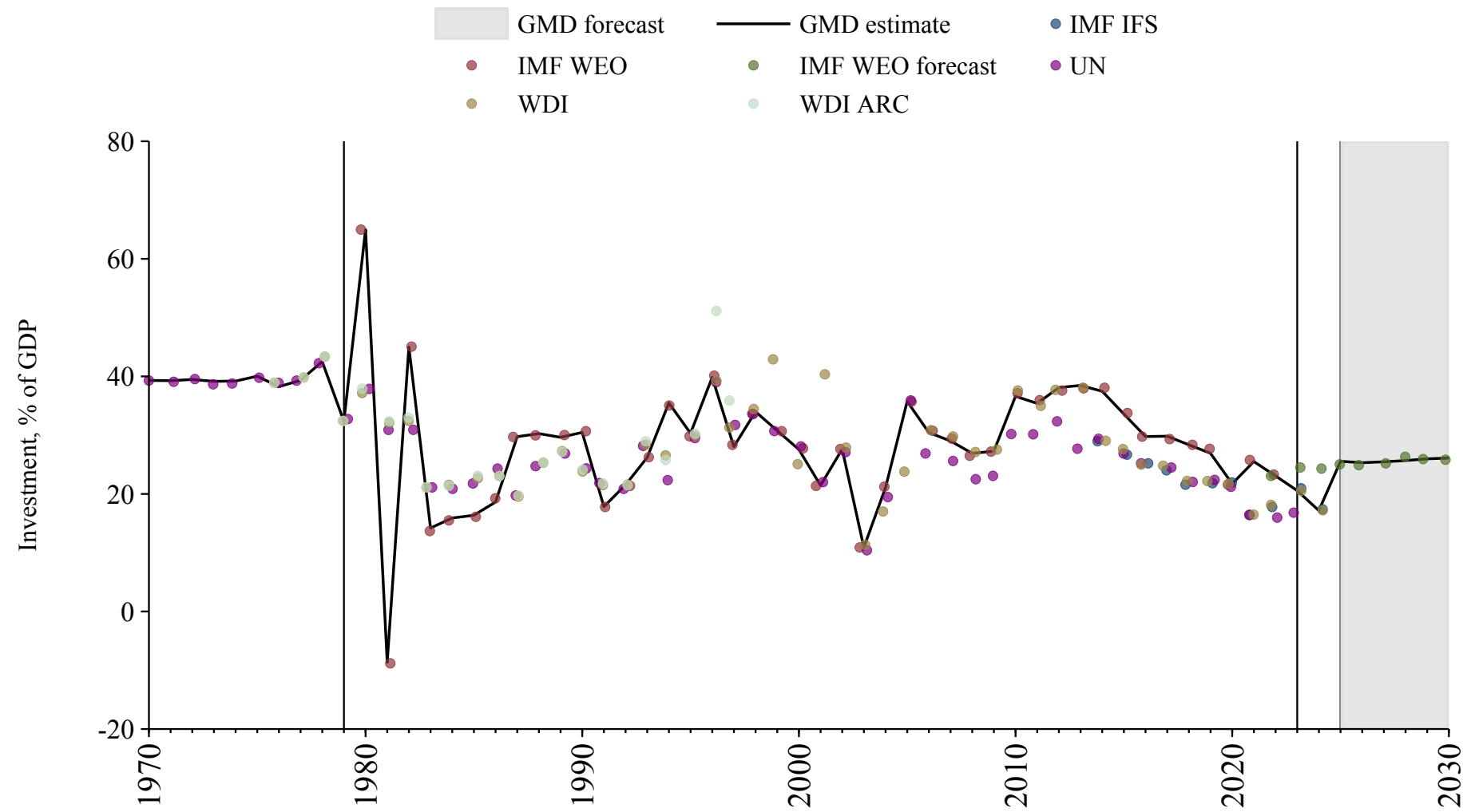
## Serbia

Source	Time span	Notes
<a href="#">United Nations (2024)</a>	1990 - 1994	Spliced using overlapping data in 1995.
<a href="#">Commission (2024)</a>	1995 - 2024	Baseline source, overlaps with base year 2018.
<a href="#">WEO (2024b)</a>	2025 - 2030	Spliced using overlapping data in 2031.



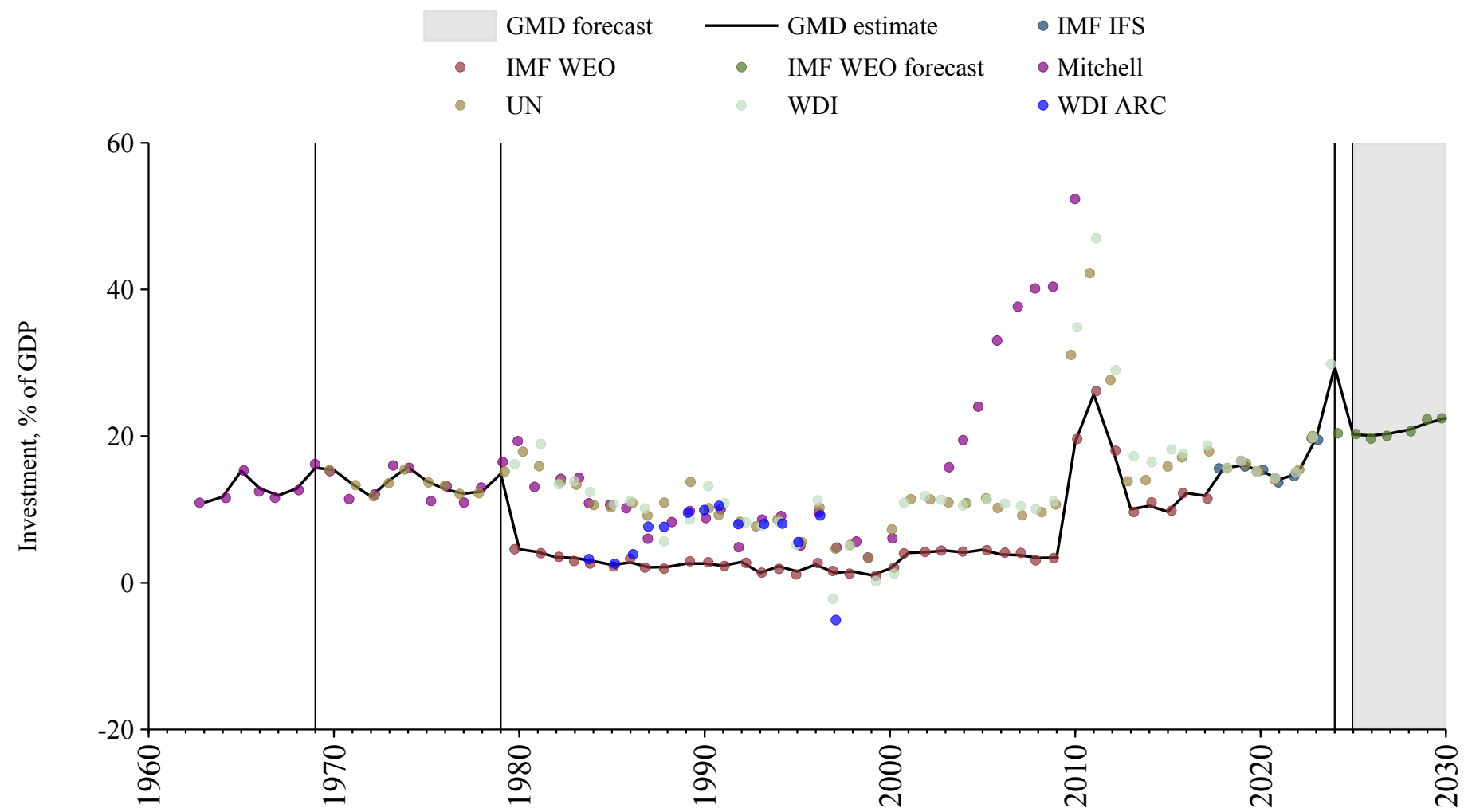
## Seychelles

Source	Time span	Notes
<a href="#">United Nations (2024)</a>	1970 - 1979	Spliced using overlapping data in 1980.
<a href="#">WEO (2024a)</a>	1980 - 2022	Baseline source, overlaps with base year 2018.
<a href="#">International Monetary Fund (2025)</a>	2023 - 2024	Spliced using overlapping data in 2025.
<a href="#">WEO (2024b)</a>	2025 - 2030	Spliced using overlapping data in 2031.



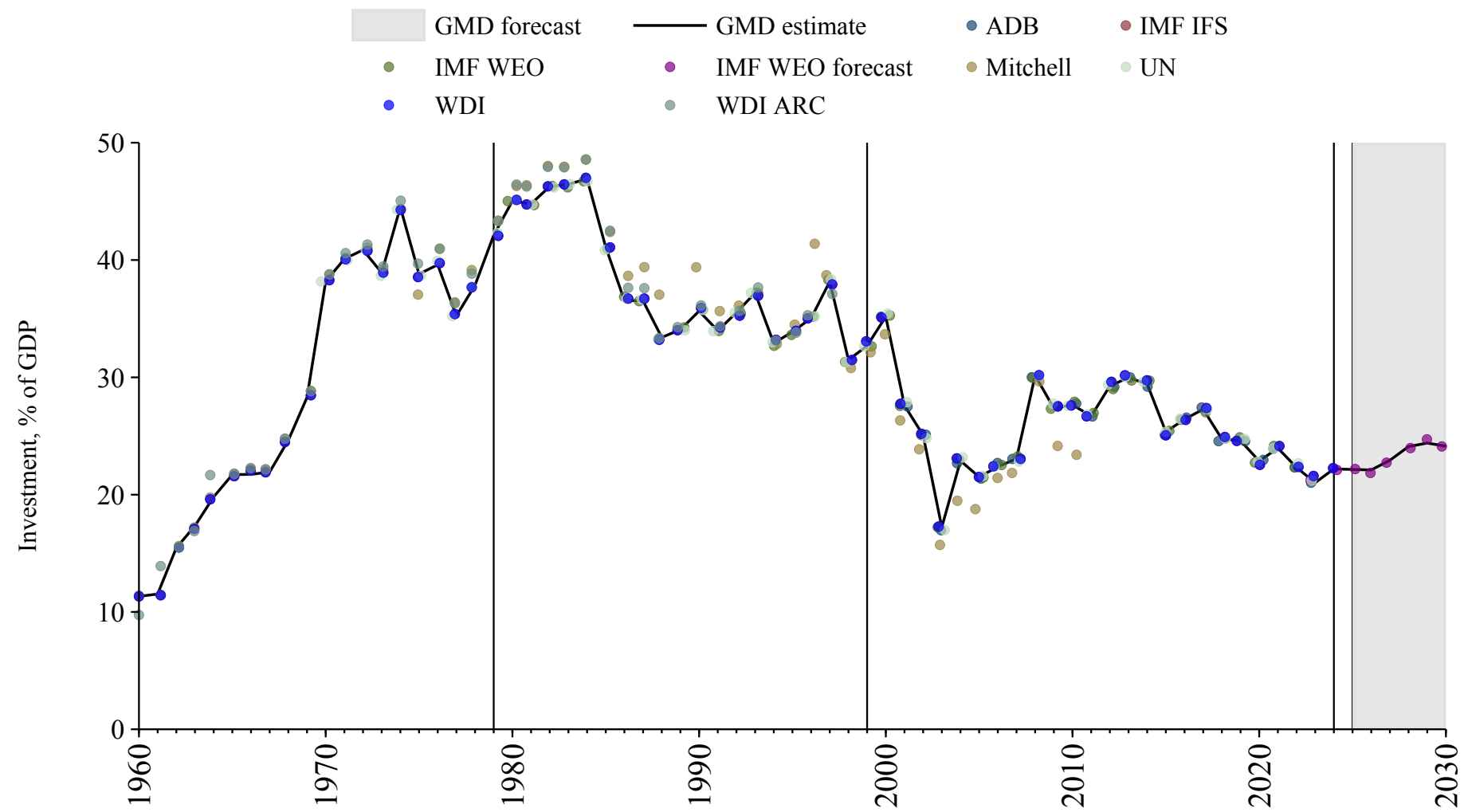
## Sierra Leone

Source	Time span	Notes
<a href="#">Mitchell (2013)</a>	1963 - 1969	Spliced using overlapping data in 1970.
<a href="#">United Nations (2024)</a>	1970 - 1979	Spliced using overlapping data in 1980.
<a href="#">WEO (2024a)</a>	1980 - 2023	Baseline source, overlaps with base year 2018.
<a href="#">World Bank (2024)</a>	2024 - 2024	Spliced using overlapping data in 2025.
<a href="#">WEO (2024b)</a>	2025 - 2030	Spliced using overlapping data in 2031.



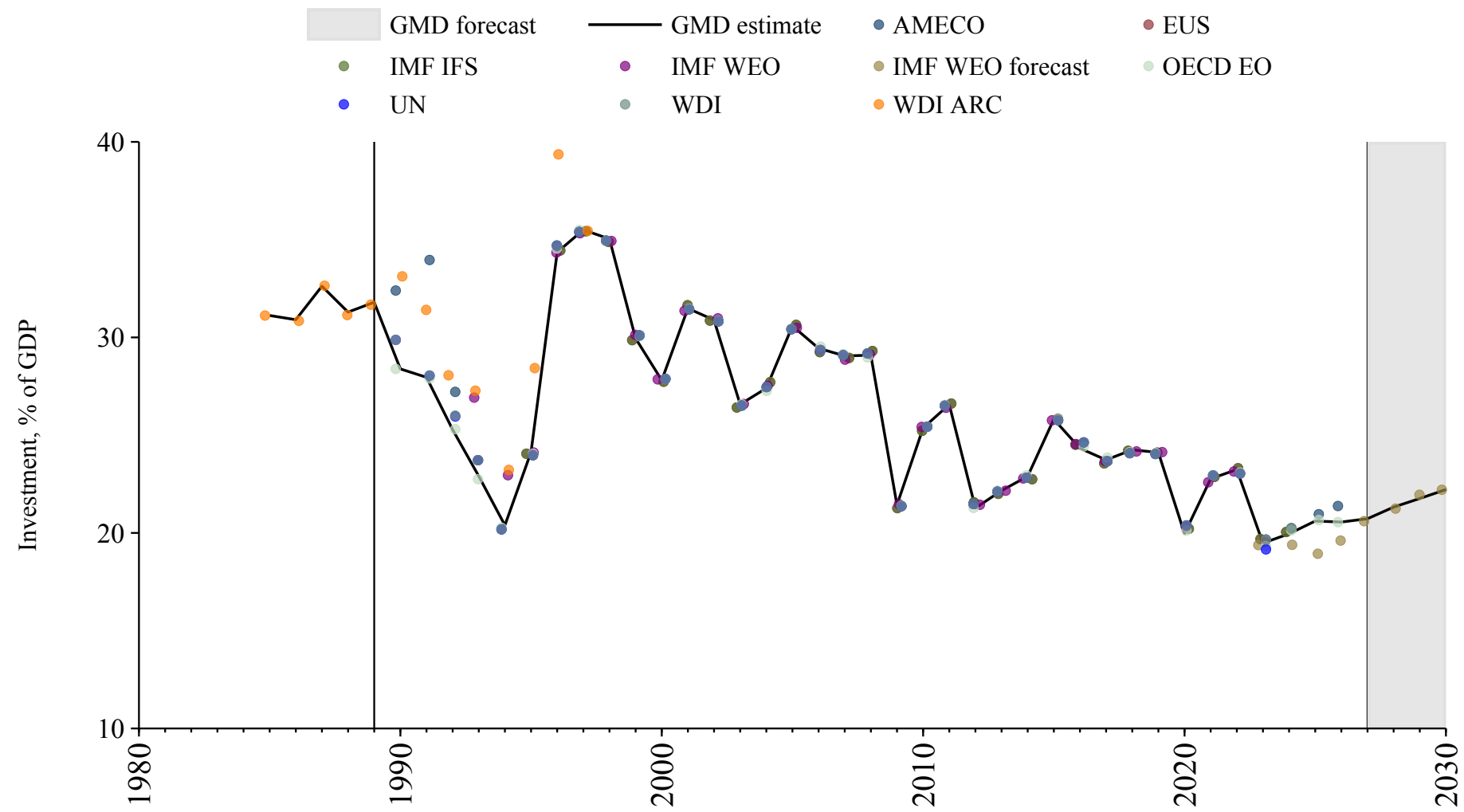
# Singapore

Source	Time span	Notes
<a href="#">International Monetary Fund (2025)</a>	1960 - 1979	Spliced using overlapping data in 1980.
<a href="#">WEO (2024a)</a>	1980 - 1999	Spliced using overlapping data in 2000.
<a href="#">Asian Development Bank (2024)</a>	2000 - 2023	Baseline source, overlaps with base year 2018.
<a href="#">International Monetary Fund (2025)</a>	2024 - 2024	Spliced using overlapping data in 2025.
<a href="#">WEO (2024b)</a>	2025 - 2030	Spliced using overlapping data in 2031.



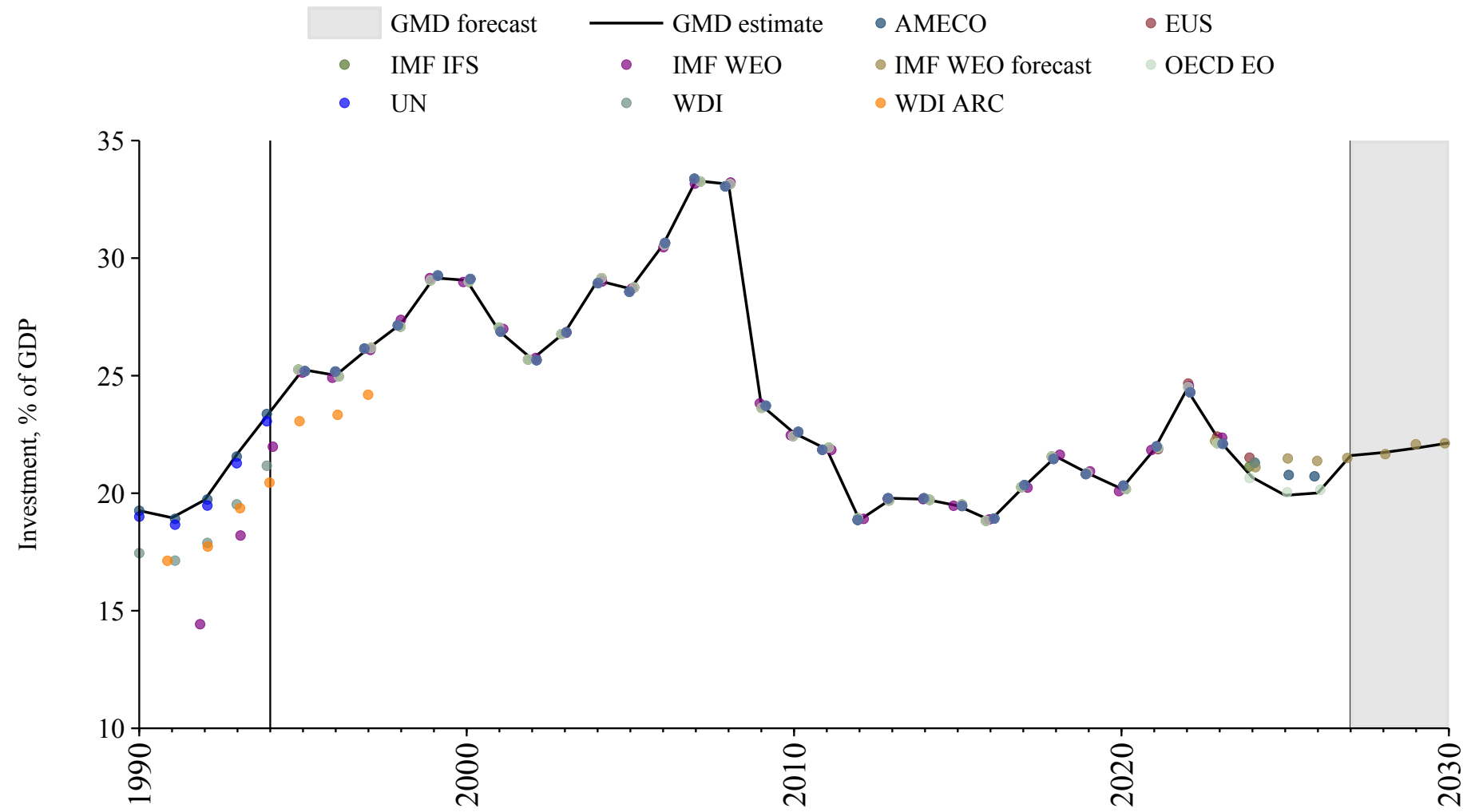
## Slovakia

Source	Time span	Notes
<a href="#">World Bank (Archives) (1999)</a>	1985 - 1989	Spliced using overlapping data in 1990.
<a href="#">OECD Economic Outlook (2024)</a>	1990 - 2026	Baseline source, overlaps with base year 2018.
<a href="#">WEO (2024b)</a>	2027 - 2030	Spliced using overlapping data in 2031.



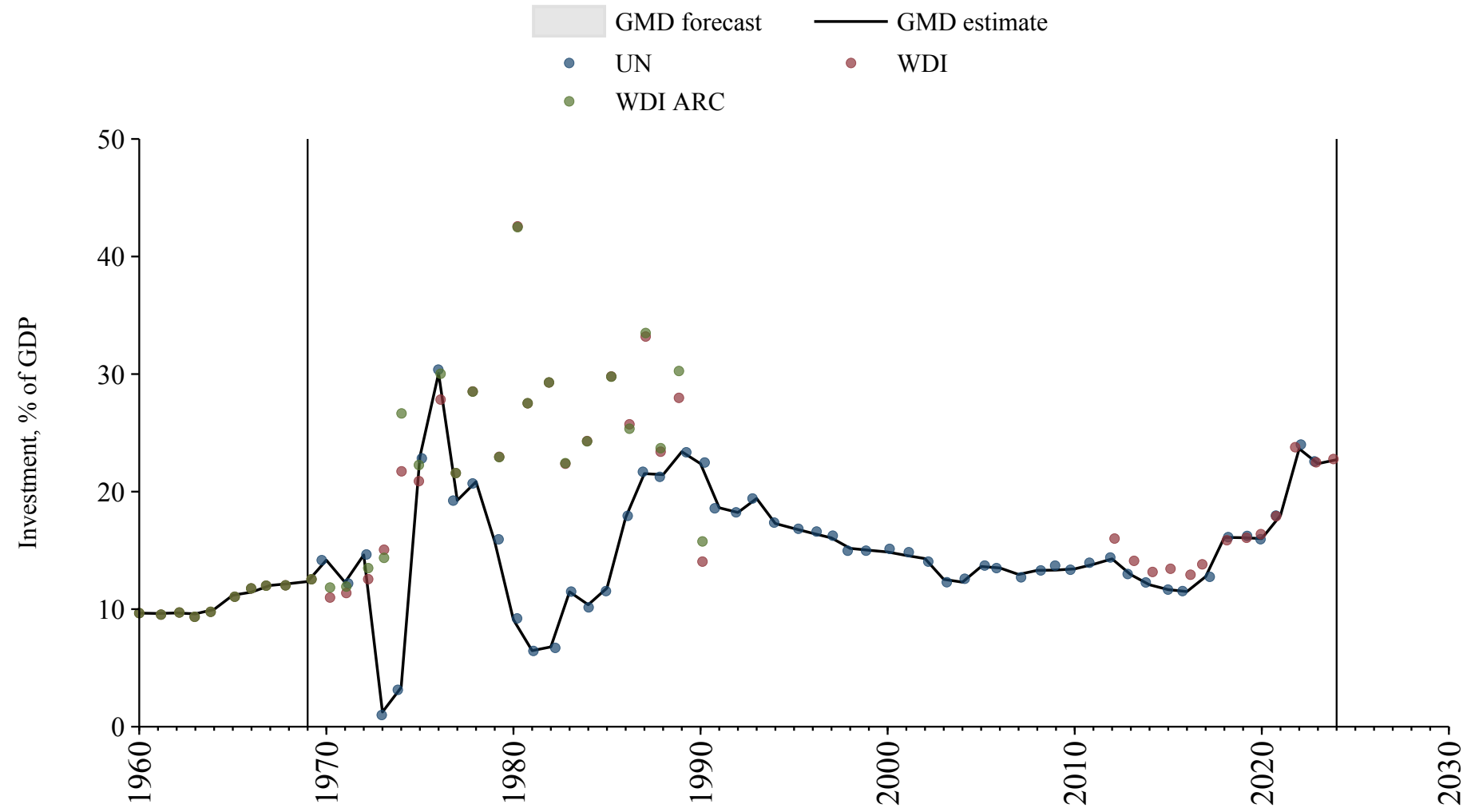
## Slovenia

Source	Time span	Notes
<a href="#">European Commission (2024)</a>	1990 - 1994	Spliced using overlapping data in 1995.
<a href="#">OECD Economic Outlook (2024)</a>	1995 - 2026	Baseline source, overlaps with base year 2018.
<a href="#">WEO (2024b)</a>	2027 - 2030	Spliced using overlapping data in 2031.



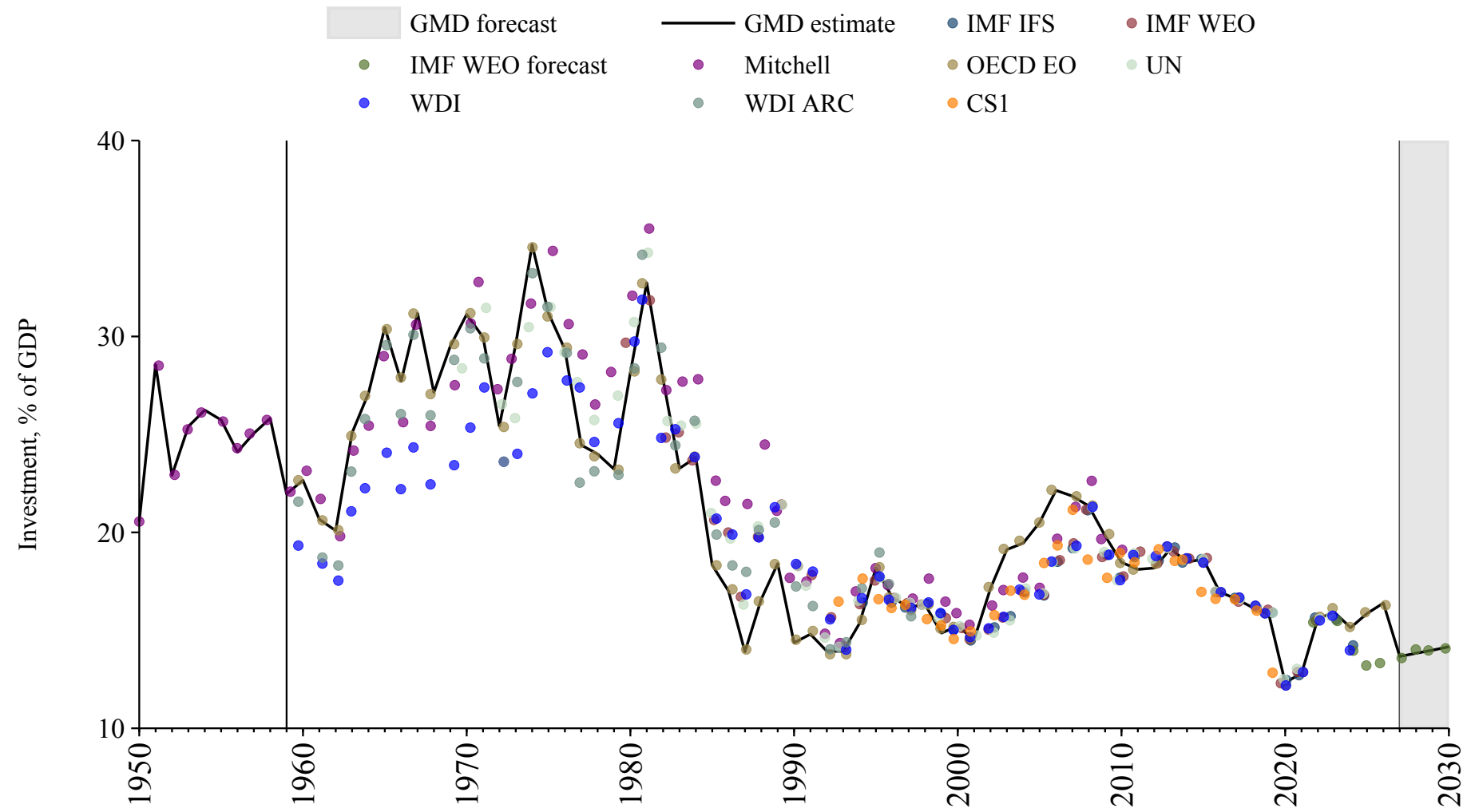
## Somalia

Source	Time span	Notes
<a href="#">World Bank (2024)</a>	1960 - 1969	Spliced using overlapping data in 1970.
<a href="#">United Nations (2024)</a>	1970 - 2023	Baseline source, overlaps with base year 2018.
<a href="#">World Bank (2024)</a>	2024 - 2024	Spliced using overlapping data in 2025.



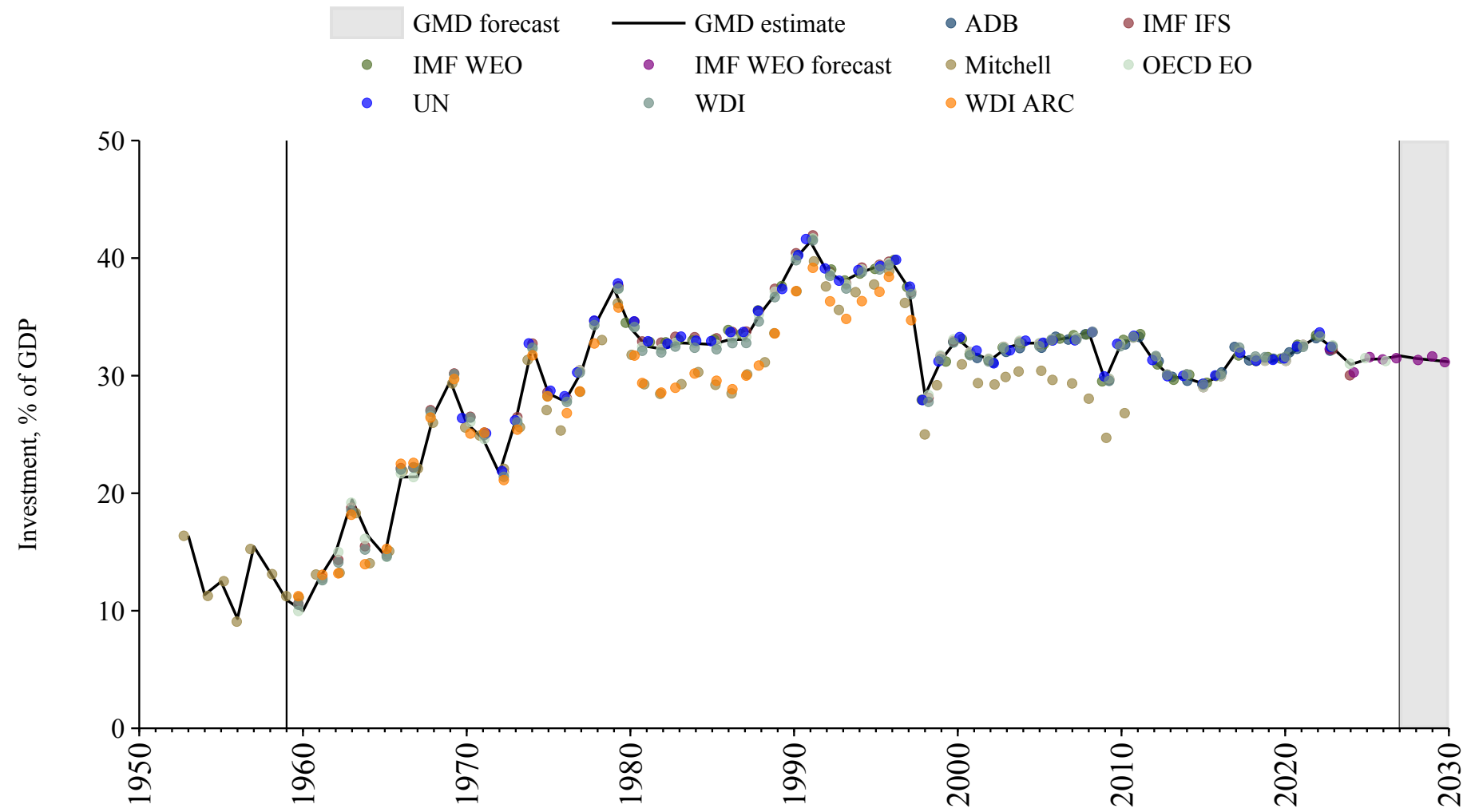
## South Africa

Source	Time span	Notes
<a href="#">Mitchell (2013)</a>	1950 - 1959	Spliced using overlapping data in 1960.
<a href="#">OECD Economic Outlook (2024)</a>	1960 - 2026	Baseline source, overlaps with base year 2018.
<a href="#">WEO (2024b)</a>	2027 - 2030	Spliced using overlapping data in 2031.



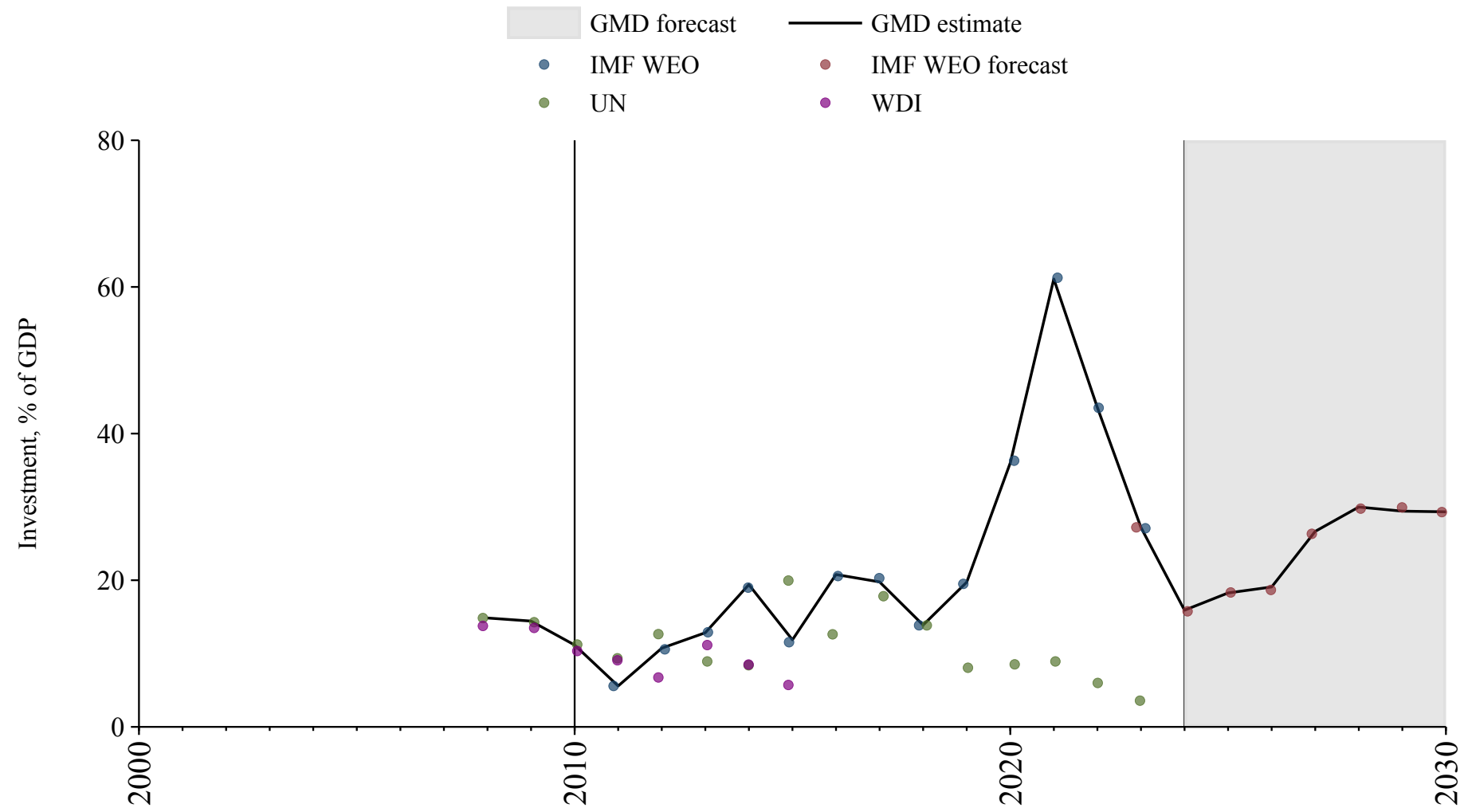
## South Korea

Source	Time span	Notes
<a href="#">Mitchell (2013)</a>	1953 - 1959	Spliced using overlapping data in 1960.
<a href="#">OECD Economic Outlook (2024)</a>	1960 - 2026	Baseline source, overlaps with base year 2018.
<a href="#">WEO (2024b)</a>	2027 - 2030	Spliced using overlapping data in 2031.



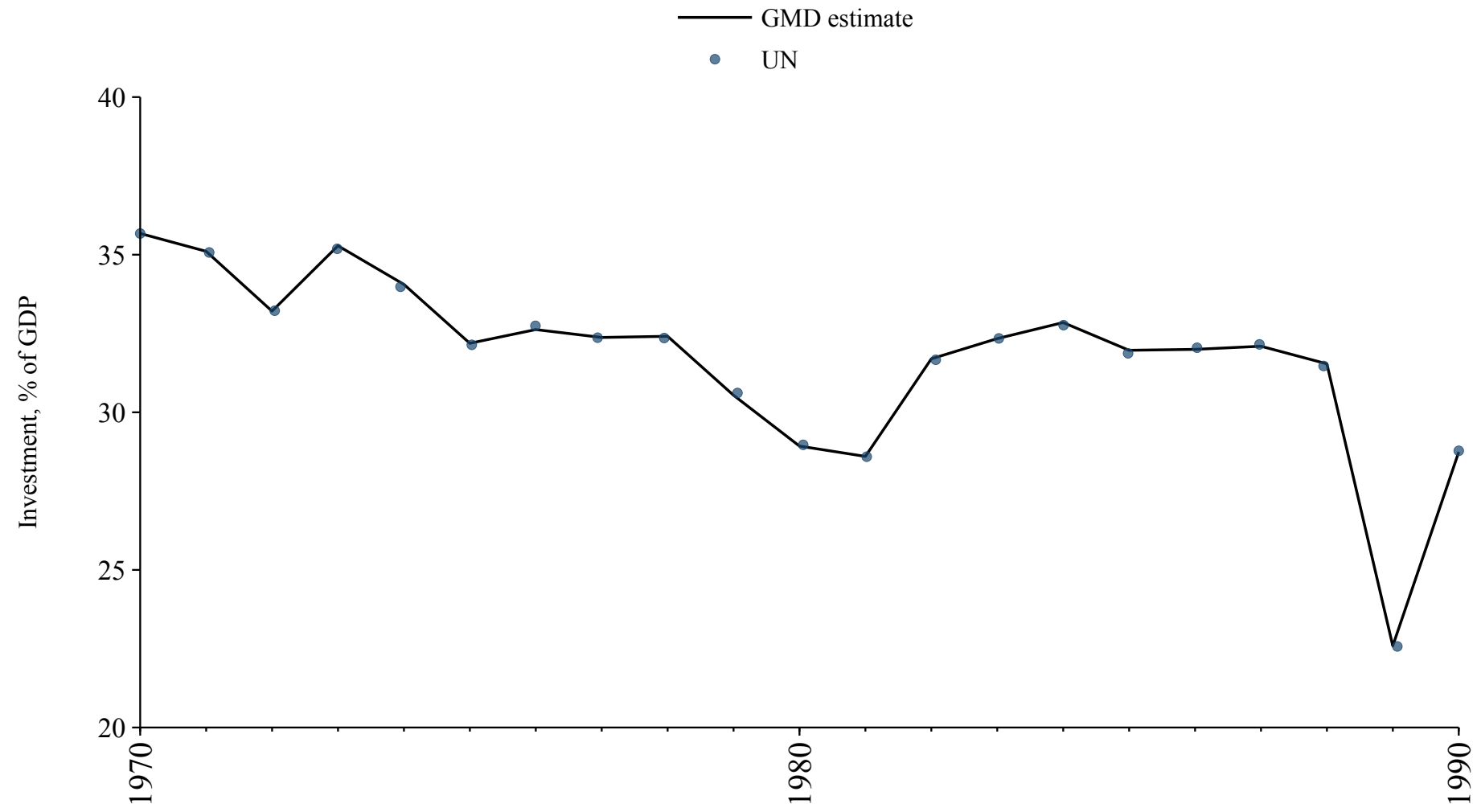
## South Sudan

Source	Time span	Notes
<a href="#">United Nations (2024)</a>	2008 - 2010	Spliced using overlapping data in 2011.
<a href="#">WEO (2024a)</a>	2011 - 2023	Baseline source, overlaps with base year 2018.
<a href="#">WEO (2024b)</a>	2024 - 2030	Spliced using overlapping data in 2031.



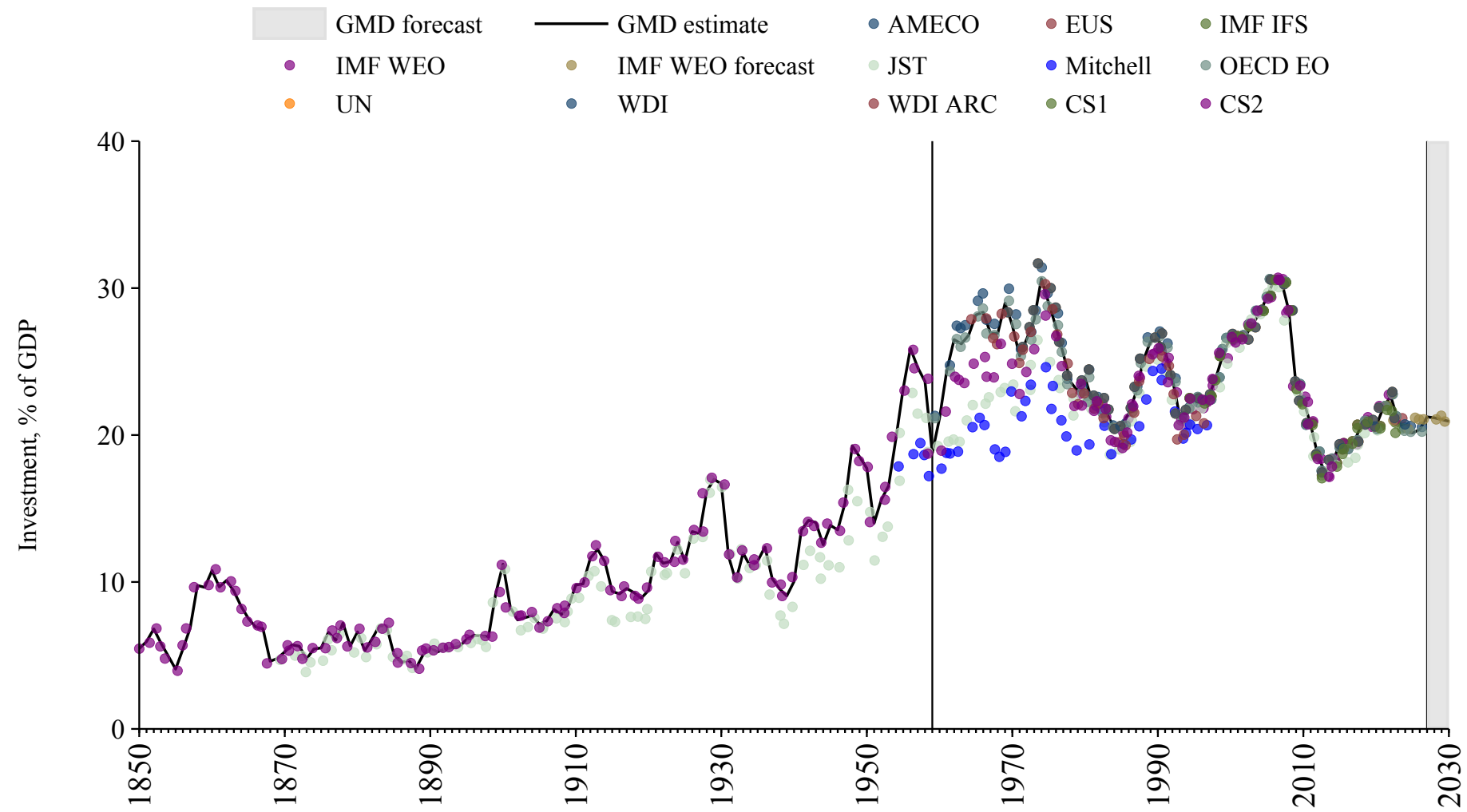
## Soviet Union

Source	Time span	Notes
<a href="#">United Nations (2024)</a>	1970 - 1990	Spliced using overlapping data in 1991.



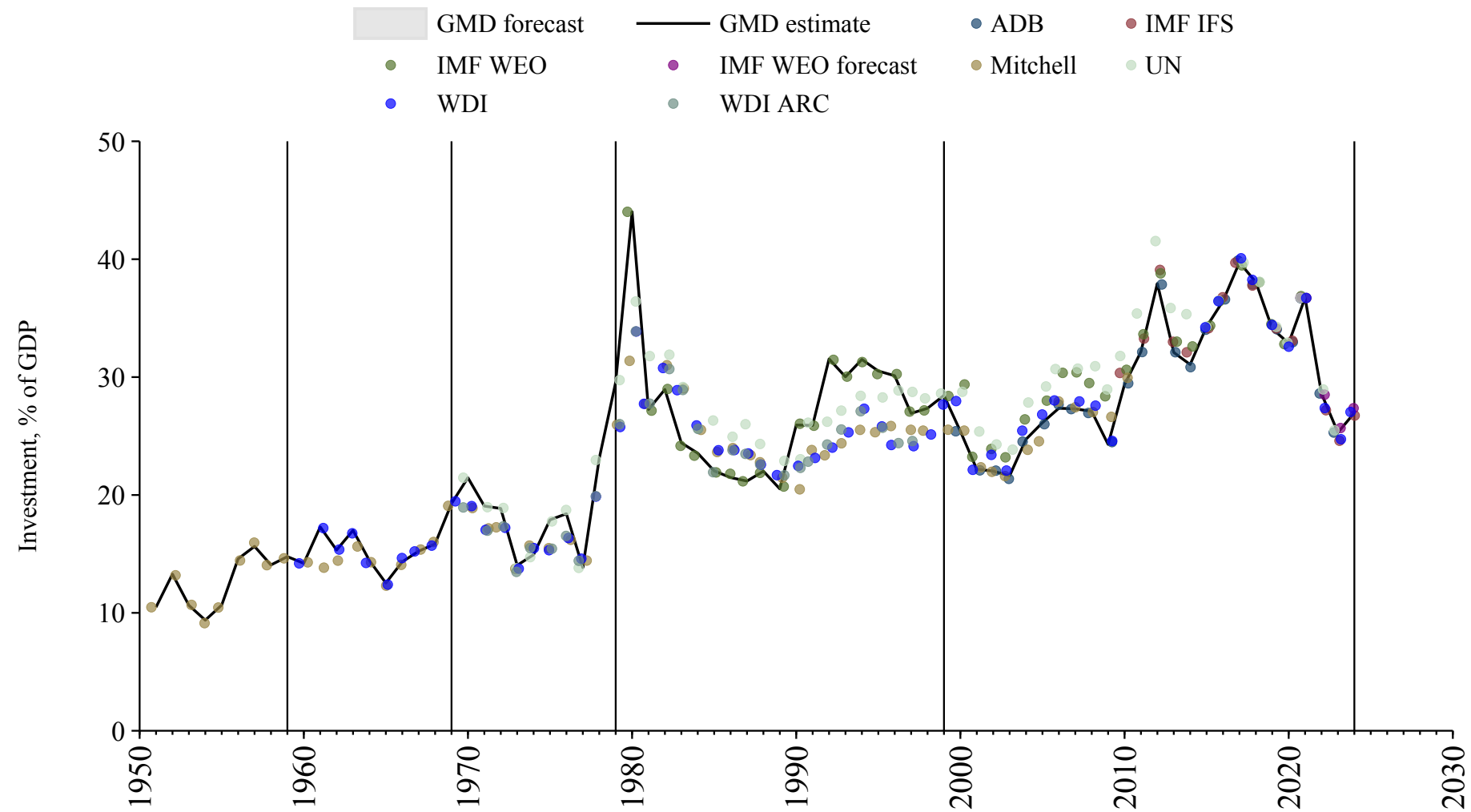
# Spain

Source	Time span	Notes
<a href="#">Banco de España (2021)</a>	1850 - 1959	Spliced using overlapping data in 1960.
<a href="#">OECD Economic Outlook (2024)</a>	1960 - 2026	Baseline source, overlaps with base year 2018.
<a href="#">WEO (2024b)</a>	2027 - 2030	Spliced using overlapping data in 2031.



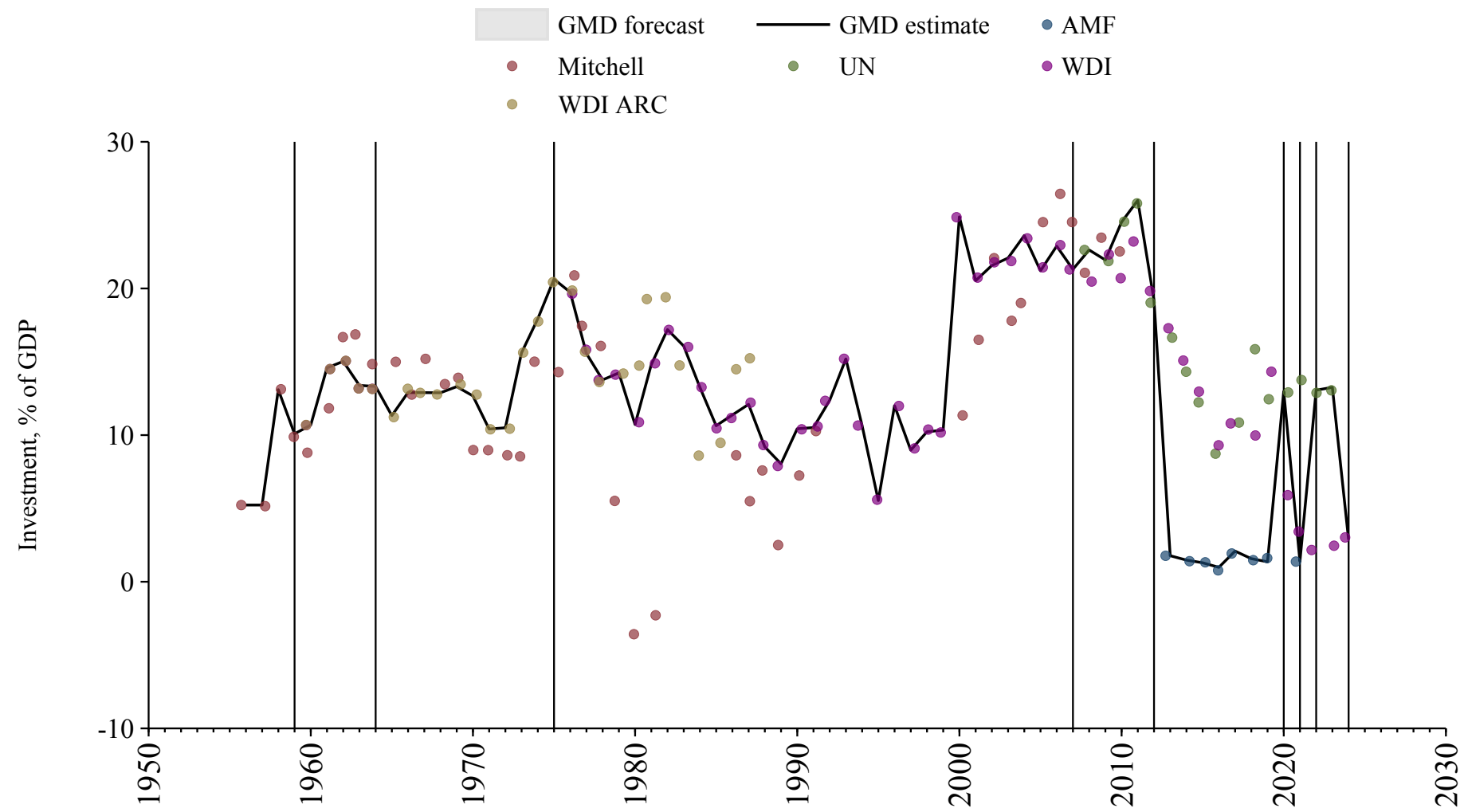
## Sri Lanka

Source	Time span	Notes
<a href="#">Mitchell (2013)</a>	1951 - 1959	Spliced using overlapping data in 1960.
<a href="#">World Bank (2024)</a>	1960 - 1969	Spliced using overlapping data in 1970.
<a href="#">United Nations (2024)</a>	1970 - 1979	Spliced using overlapping data in 1980.
<a href="#">WEO (2024a)</a>	1980 - 1999	Spliced using overlapping data in 2000.
<a href="#">Asian Development Bank (2024)</a>	2000 - 2023	Baseline source, overlaps with base year 2018.
<a href="#">International Monetary Fund (2025)</a>	2024 - 2024	Spliced using overlapping data in 2025.



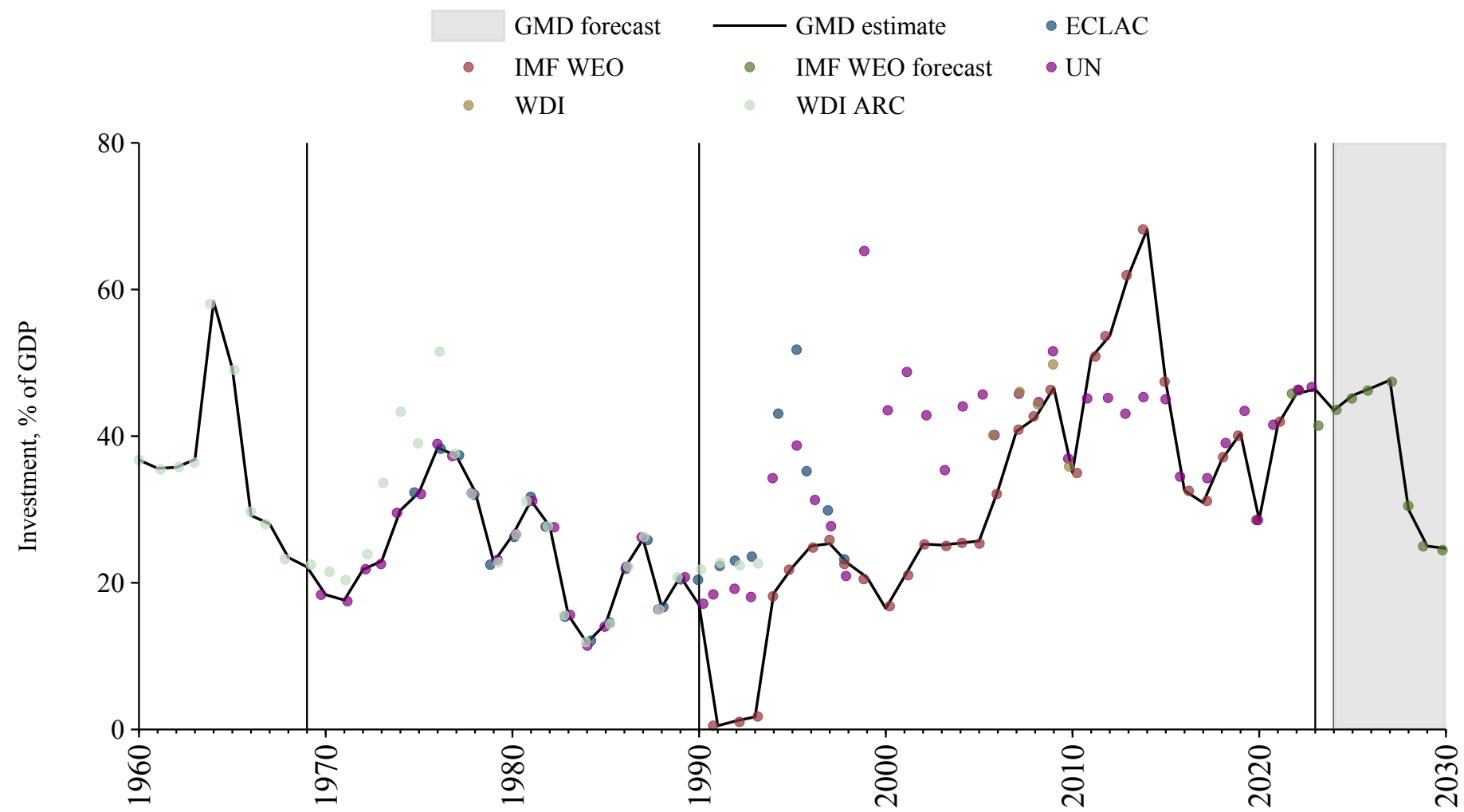
## Sudan

Source	Time span	Notes
<a href="#">Mitchell (2013)</a>	1956 - 1959	Spliced using overlapping data in 1960.
<a href="#">World Bank (2024)</a>	1960 - 1964	Spliced using overlapping data in 1965.
<a href="#">World Bank (Archives) (1999)</a>	1965 - 1975	Spliced using overlapping data in 1976.
<a href="#">World Bank (2024)</a>	1976 - 2007	Spliced using overlapping data in 2008.
<a href="#">United Nations (2024)</a>	2008 - 2012	Spliced using overlapping data in 2013.
<a href="#">Arab Monetary Fund (2024)</a>	2013 - 2019	Baseline source, overlaps with base year 2018.
<a href="#">United Nations (2024)</a>	2020 - 2020	Spliced using overlapping data in 2021.
<a href="#">Arab Monetary Fund (2024)</a>	2021 - 2021	Spliced using overlapping data in 2022.
<a href="#">United Nations (2024)</a>	2022 - 2023	Spliced using overlapping data in 2024.
<a href="#">World Bank (2024)</a>	2024 - 2024	Spliced using overlapping data in 2025.



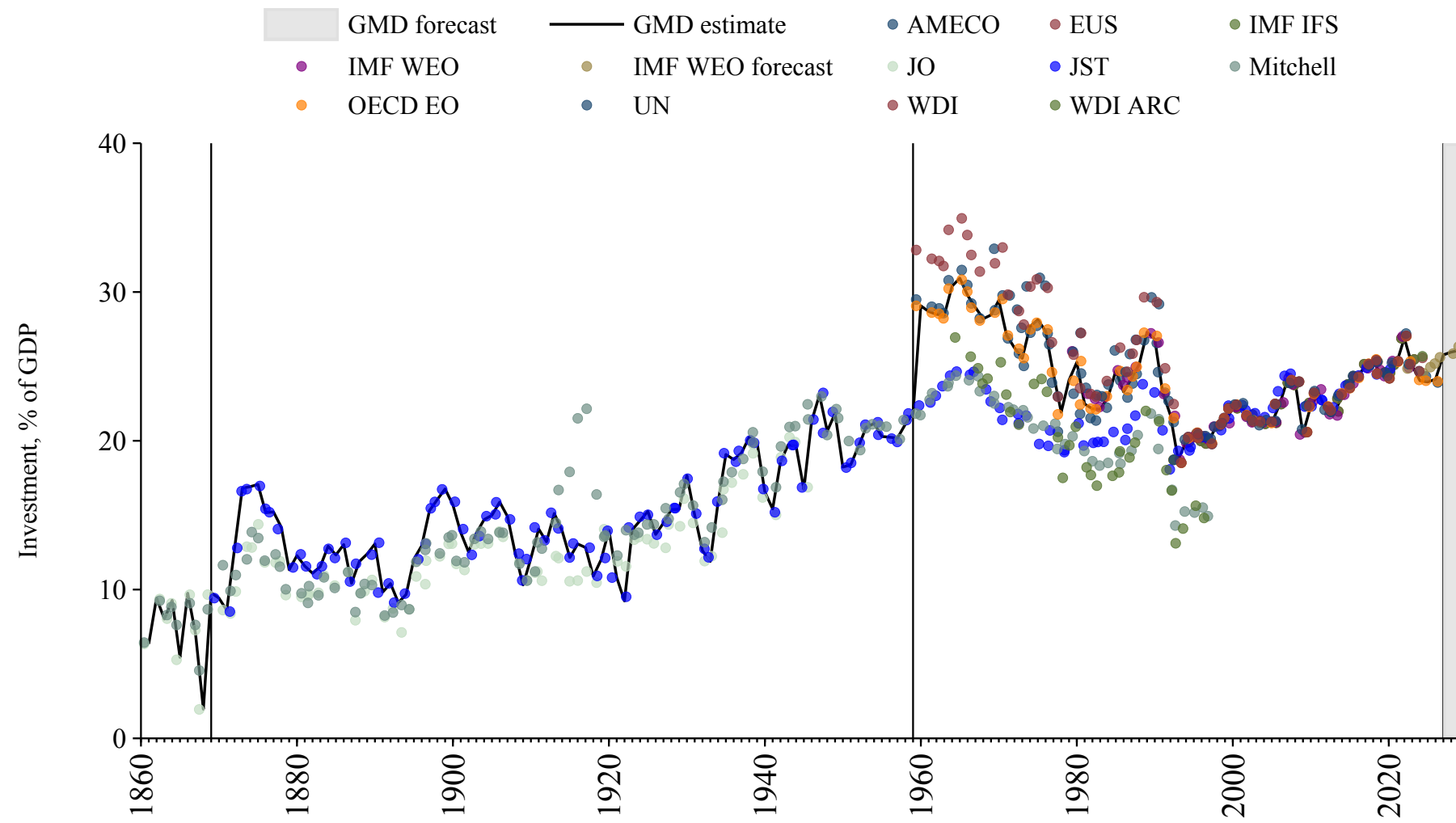
# Suriname

Source	Time span	Notes
<a href="#">World Bank (Archives) (1999)</a>	1960 - 1969	Spliced using overlapping data in 1970.
<a href="#">United Nations (2024)</a>	1970 - 1990	Spliced using overlapping data in 1991.
<a href="#">WEO (2024a)</a>	1991 - 2022	Baseline source, overlaps with base year 2018.
<a href="#">United Nations (2024)</a>	2023 - 2023	Spliced using overlapping data in 2024.
<a href="#">WEO (2024b)</a>	2024 - 2030	Spliced using overlapping data in 2031.



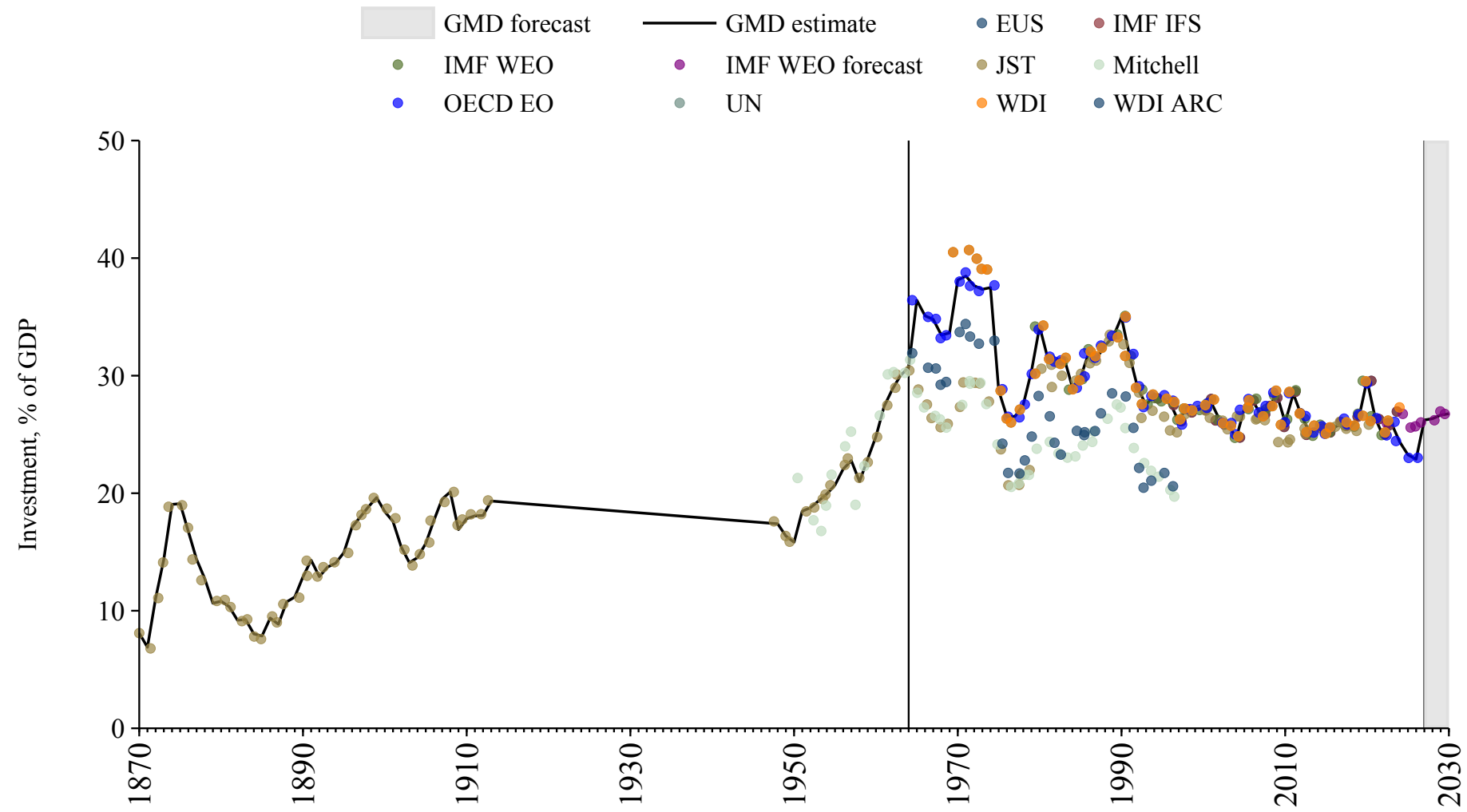
## Sweden

Source	Time span	Notes
<a href="#">Jones and Obstfeld (1997)</a>	1861 - 1869	Spliced using overlapping data in 1870.
<a href="#">Jordà et al. (2017)</a>	1870 - 1959	Spliced using overlapping data in 1960.
<a href="#">OECD Economic Outlook (2024)</a>	1960 - 2026	Baseline source, overlaps with base year 2018.
<a href="#">WEO (2024b)</a>	2027 - 2030	Spliced using overlapping data in 2031.



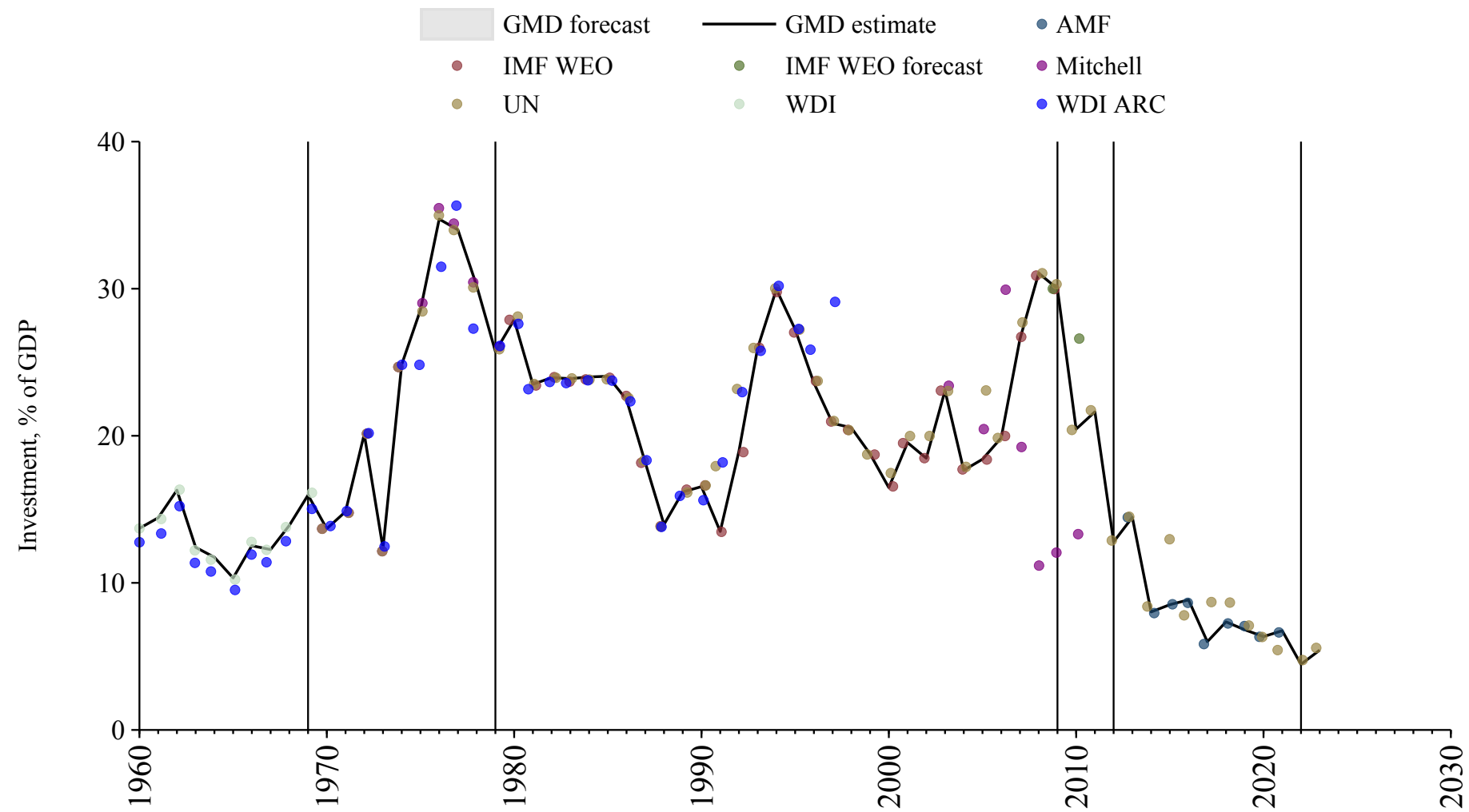
# Switzerland

Source	Time span	Notes
<a href="#">Jordà et al. (2017)</a>	1870 - 1964	Spliced using overlapping data in 1965.
<a href="#">OECD Economic Outlook (2024)</a>	1965 - 2026	Baseline source, overlaps with base year 2018.
<a href="#">WEO (2024b)</a>	2027 - 2030	Spliced using overlapping data in 2031.



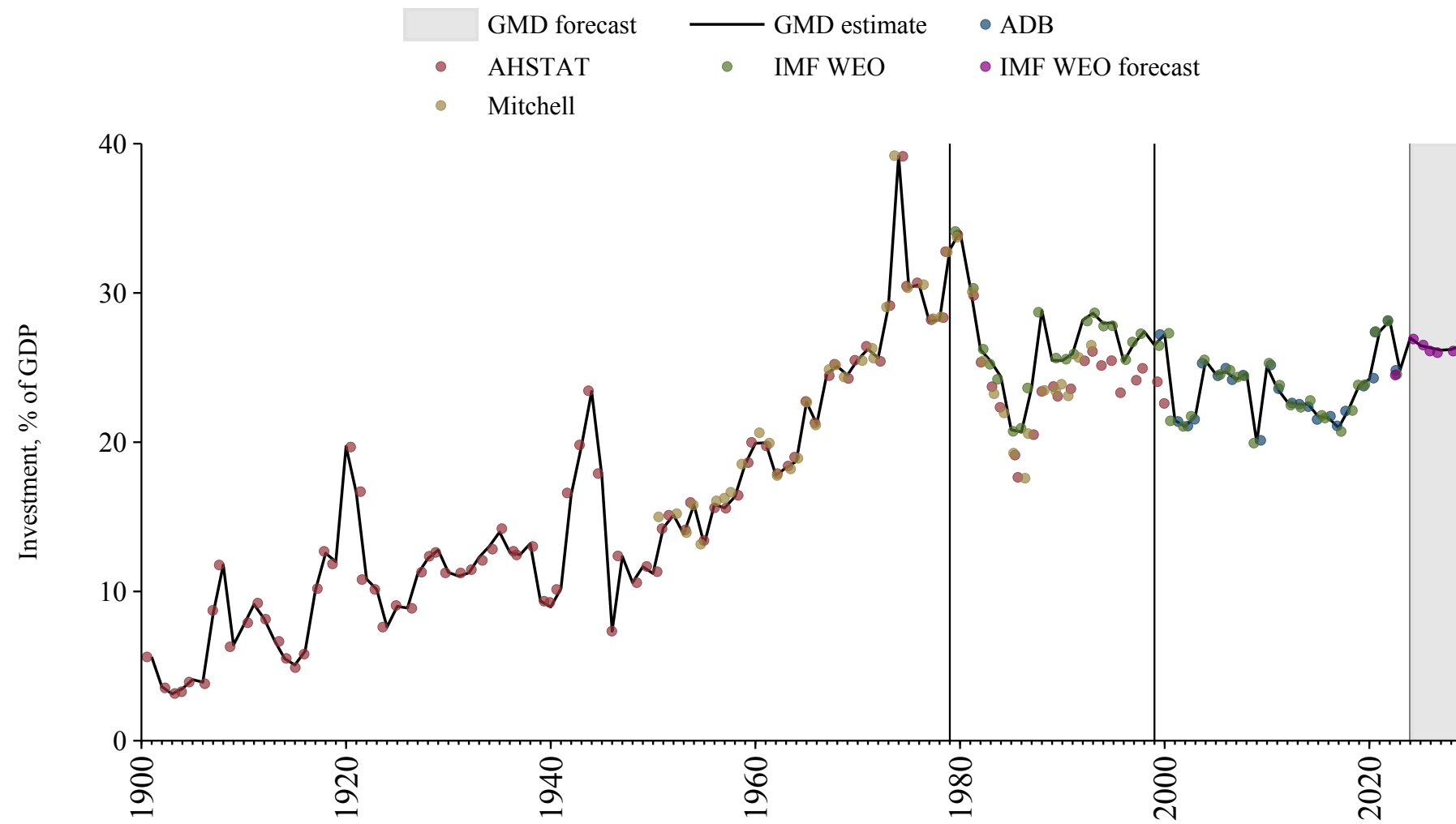
# Syria

Source	Time span	Notes
<a href="#">World Bank (2024)</a>	1960 - 1969	Spliced using overlapping data in 1970.
<a href="#">United Nations (2024)</a>	1970 - 1979	Spliced using overlapping data in 1980.
<a href="#">WEO (2024a)</a>	1980 - 2009	Spliced using overlapping data in 2010.
<a href="#">United Nations (2024)</a>	2010 - 2012	Spliced using overlapping data in 2013.
<a href="#">Arab Monetary Fund (2024)</a>	2013 - 2021	Baseline source, overlaps with base year 2018.
<a href="#">United Nations (2024)</a>	2022 - 2023	Spliced using overlapping data in 2024.



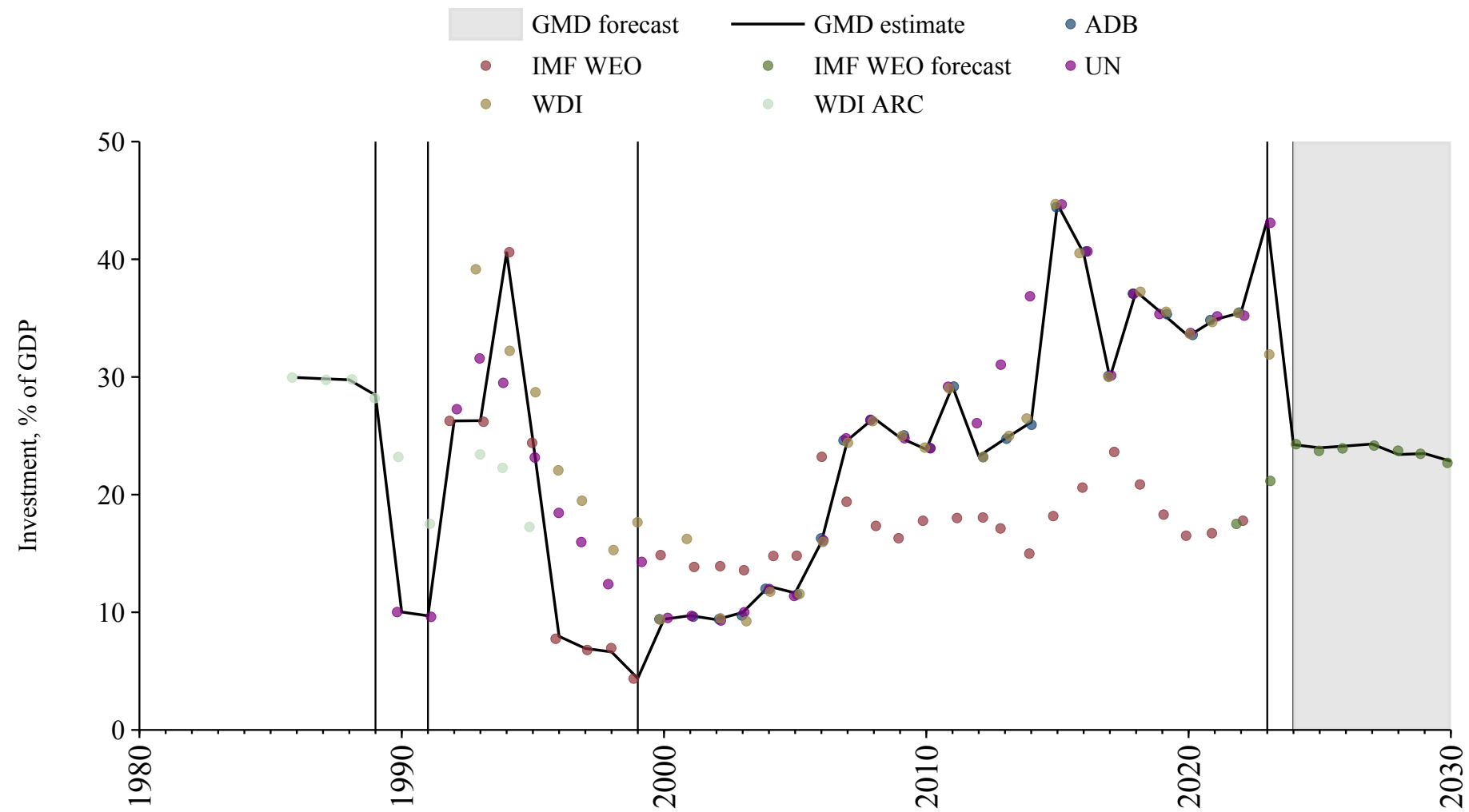
# Taiwan

Source	Time span	Notes
<a href="#">Institute of Economic Research, Hitotsubashi University (2008)</a>	1901 - 1979	Spliced using overlapping data in 1980.
<a href="#">WEO (2024a)</a>	1980 - 1999	Spliced using overlapping data in 2000.
<a href="#">Asian Development Bank (2024)</a>	2000 - 2023	Baseline source, overlaps with base year 2018.
<a href="#">WEO (2024b)</a>	2024 - 2030	Spliced using overlapping data in 2031.



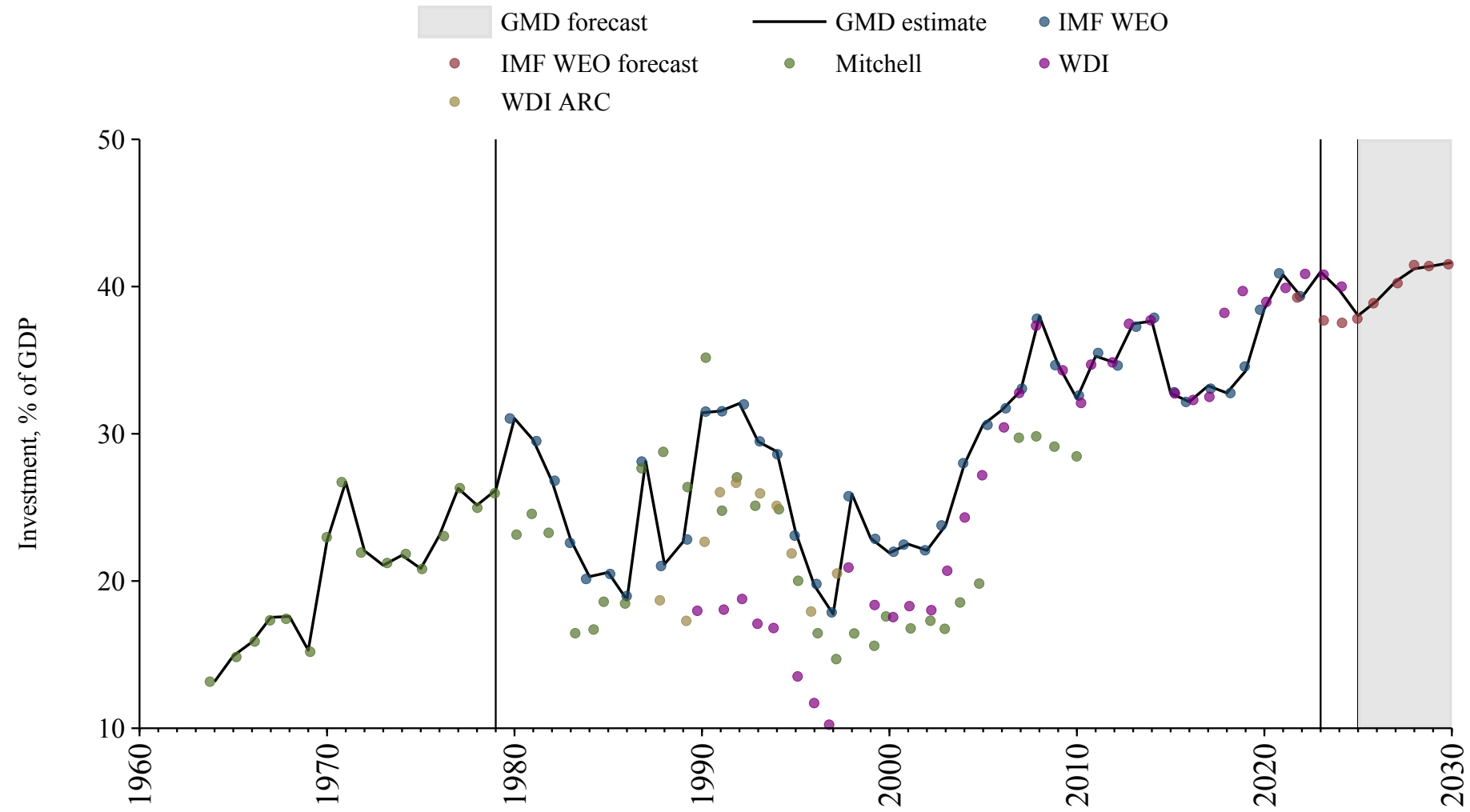
## Tajikistan

Source	Time span	Notes
<a href="#">World Bank (Archives) (1999)</a>	1986 - 1989	Spliced using overlapping data in 1990.
<a href="#">United Nations (2024)</a>	1990 - 1991	Spliced using overlapping data in 1992.
<a href="#">WEO (2024a)</a>	1992 - 1999	Spliced using overlapping data in 2000.
<a href="#">Asian Development Bank (2024)</a>	2000 - 2022	Baseline source, overlaps with base year 2018.
<a href="#">United Nations (2024)</a>	2023 - 2023	Spliced using overlapping data in 2024.
<a href="#">WEO (2024b)</a>	2024 - 2030	Spliced using overlapping data in 2031.



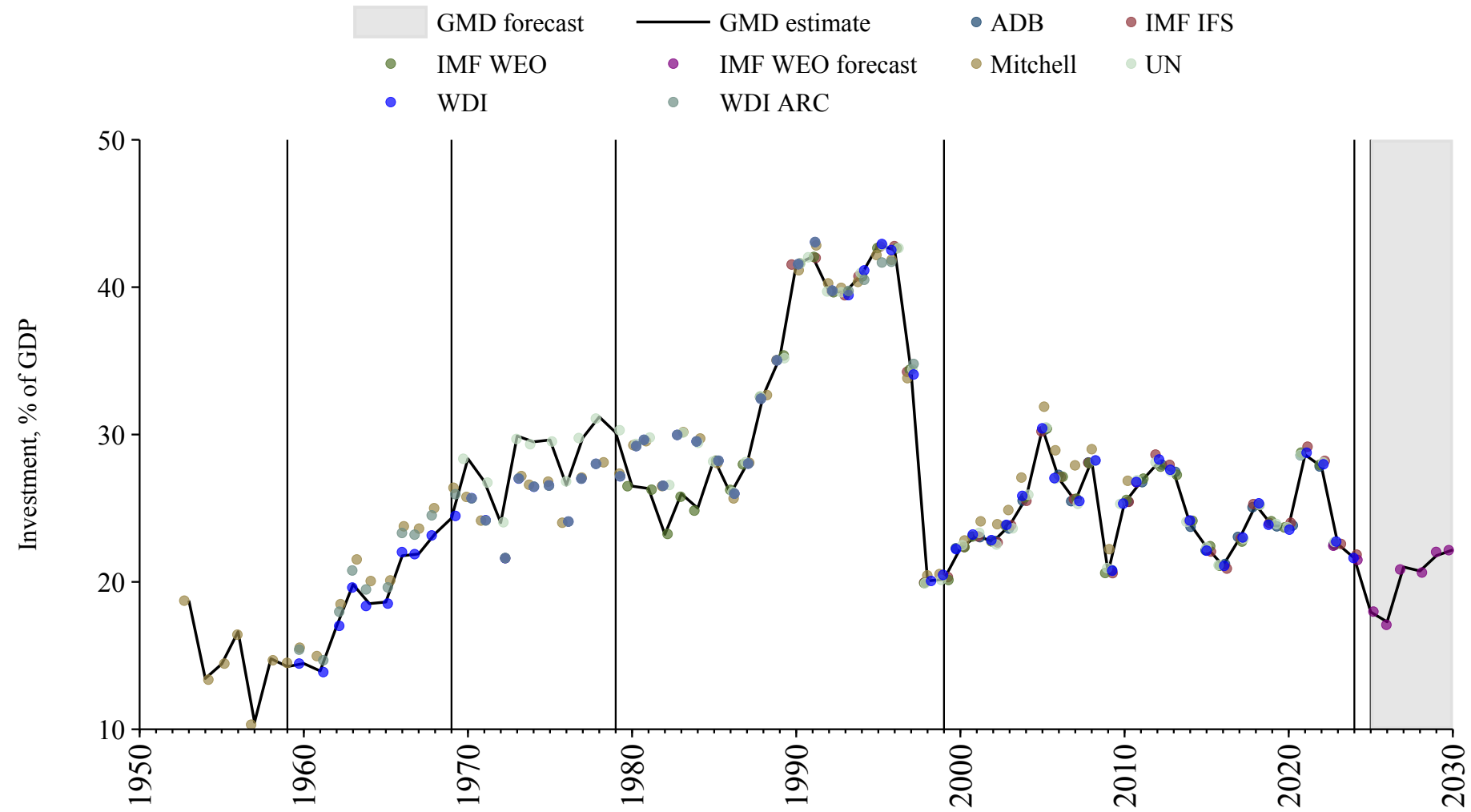
## Tanzania

Source	Time span	Notes
<a href="#">Mitchell (2013)</a>	1964 - 1979	Spliced using overlapping data in 1980.
<a href="#">WEO (2024a)</a>	1980 - 2022	Baseline source, overlaps with base year 2018.
<a href="#">World Bank (2024)</a>	2023 - 2024	Spliced using overlapping data in 2025.
<a href="#">WEO (2024b)</a>	2025 - 2030	Spliced using overlapping data in 2031.



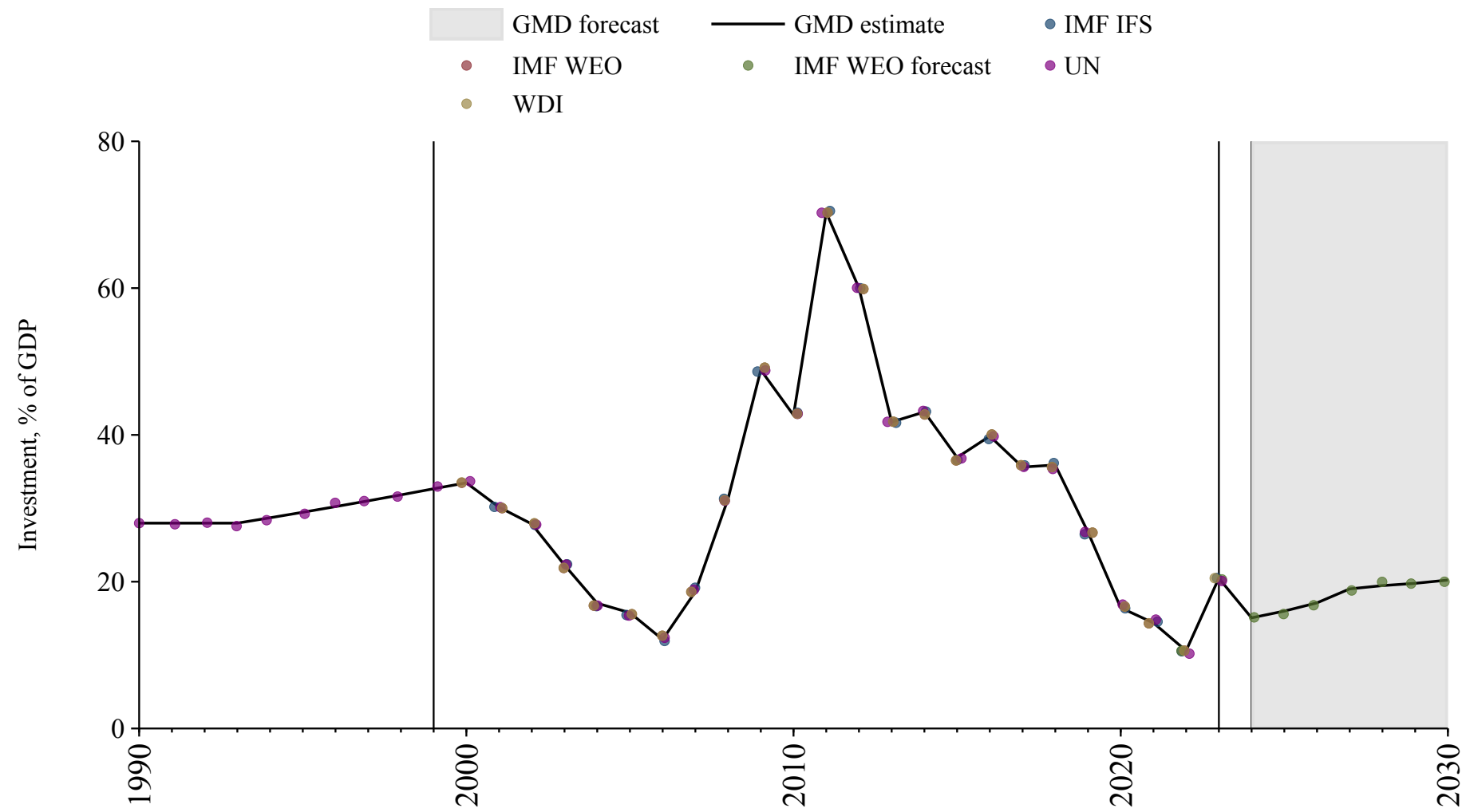
## Thailand

Source	Time span	Notes
<a href="#">Mitchell (2013)</a>	1953 - 1959	Spliced using overlapping data in 1960.
<a href="#">World Bank (2024)</a>	1960 - 1969	Spliced using overlapping data in 1970.
<a href="#">United Nations (2024)</a>	1970 - 1979	Spliced using overlapping data in 1980.
<a href="#">WEO (2024a)</a>	1980 - 1999	Spliced using overlapping data in 2000.
<a href="#">Asian Development Bank (2024)</a>	2000 - 2023	Baseline source, overlaps with base year 2018.
<a href="#">International Monetary Fund (2025)</a>	2024 - 2024	Spliced using overlapping data in 2025.
<a href="#">WEO (2024b)</a>	2025 - 2030	Spliced using overlapping data in 2031.



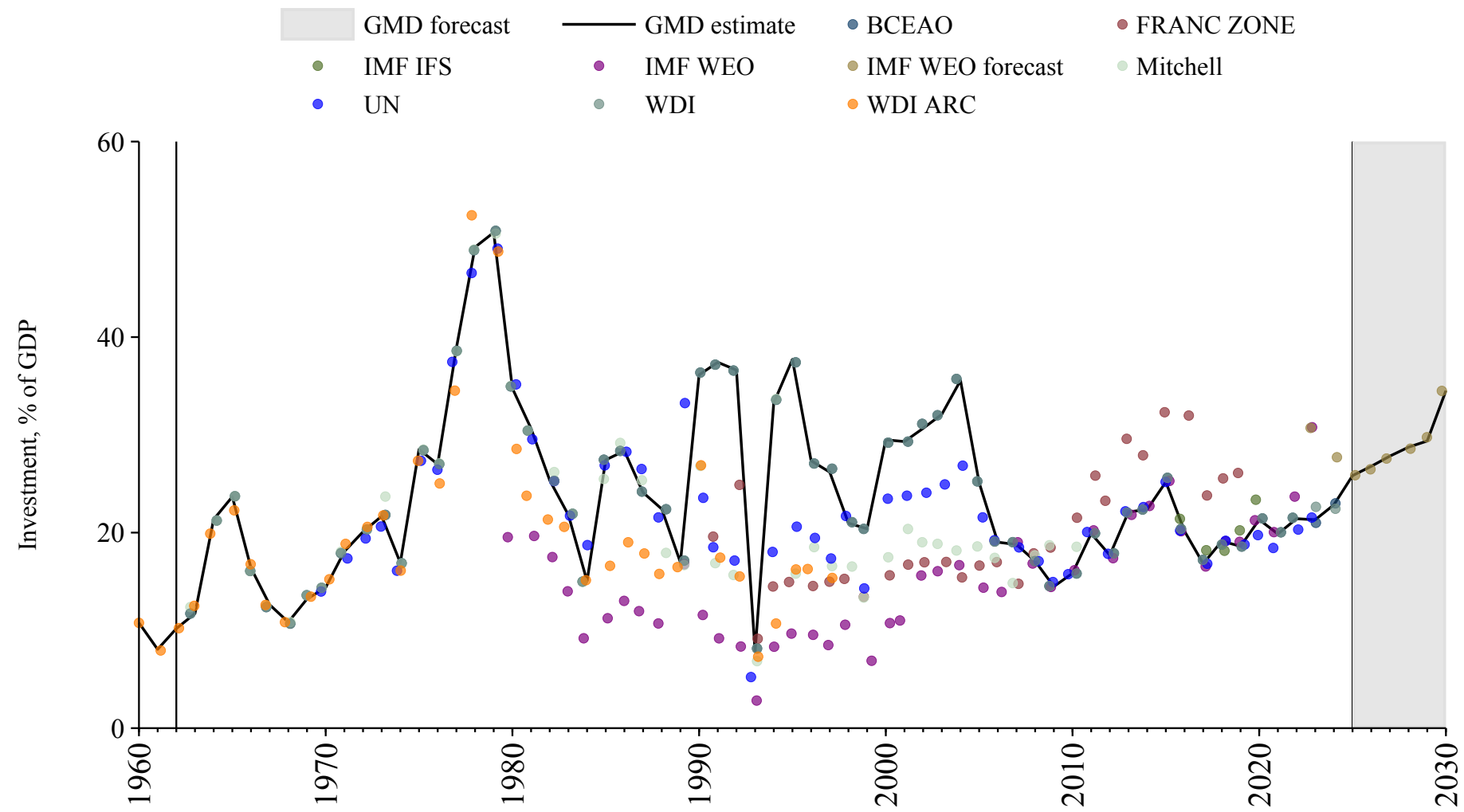
## Timor-Leste

Source	Time span	Notes
<a href="#">United Nations (2024)</a>	1990 - 1999	Spliced using overlapping data in 2000.
<a href="#">WEO (2024a)</a>	2000 - 2022	Baseline source, overlaps with base year 2018.
<a href="#">International Monetary Fund (2025)</a>	2023 - 2023	Spliced using overlapping data in 2024.
<a href="#">WEO (2024b)</a>	2024 - 2030	Spliced using overlapping data in 2031.



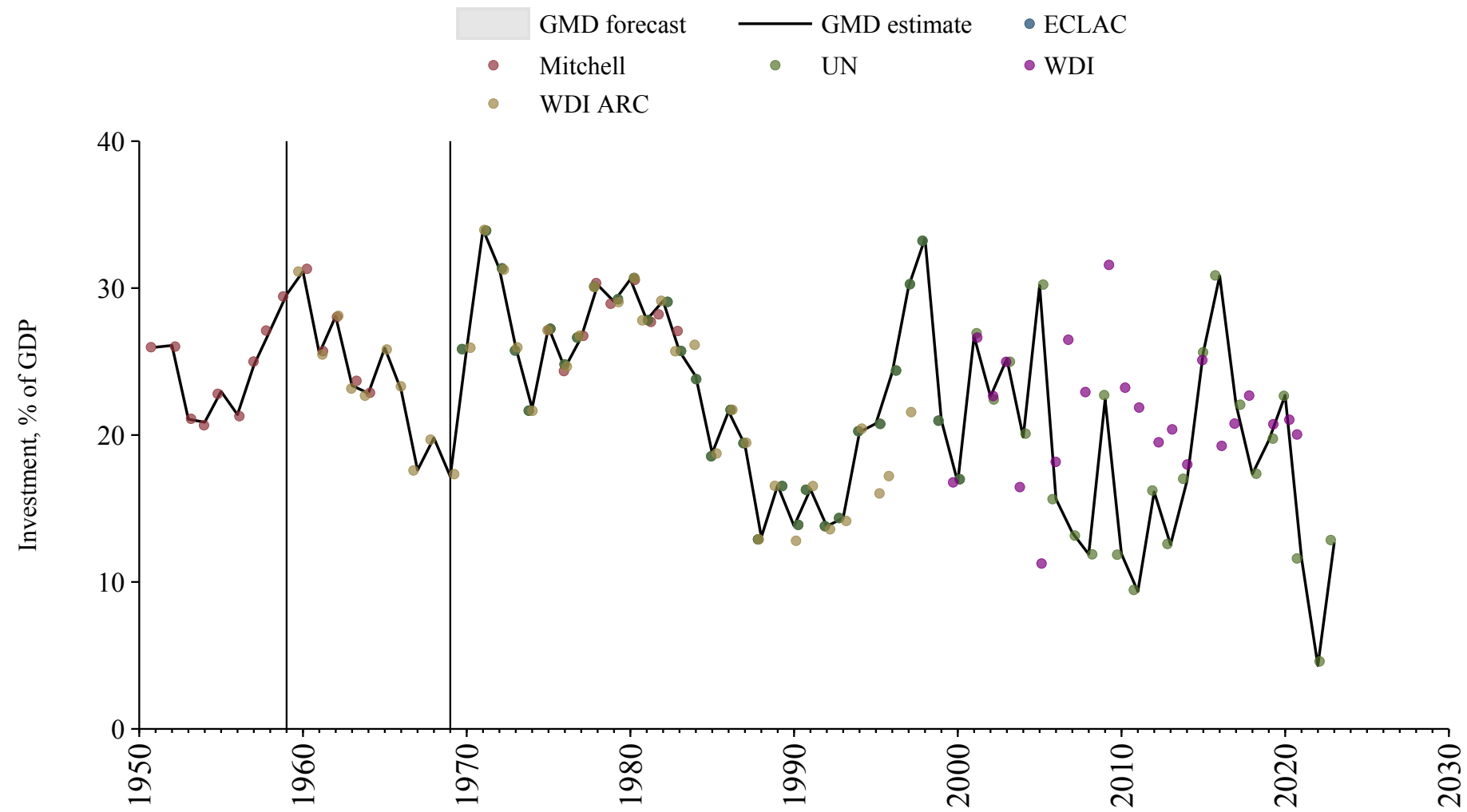
# Togo

Source	Time span	Notes
<a href="#">World Bank (Archives) (1999)</a>	1960 - 1962	Spliced using overlapping data in 1963.
<a href="#">Banque centrale des États de l'Afrique de l'Ouest (2024)</a>	1963 - 2024	Baseline source, overlaps with base year 2018.
<a href="#">WEO (2024b)</a>	2025 - 2030	Spliced using overlapping data in 2031.



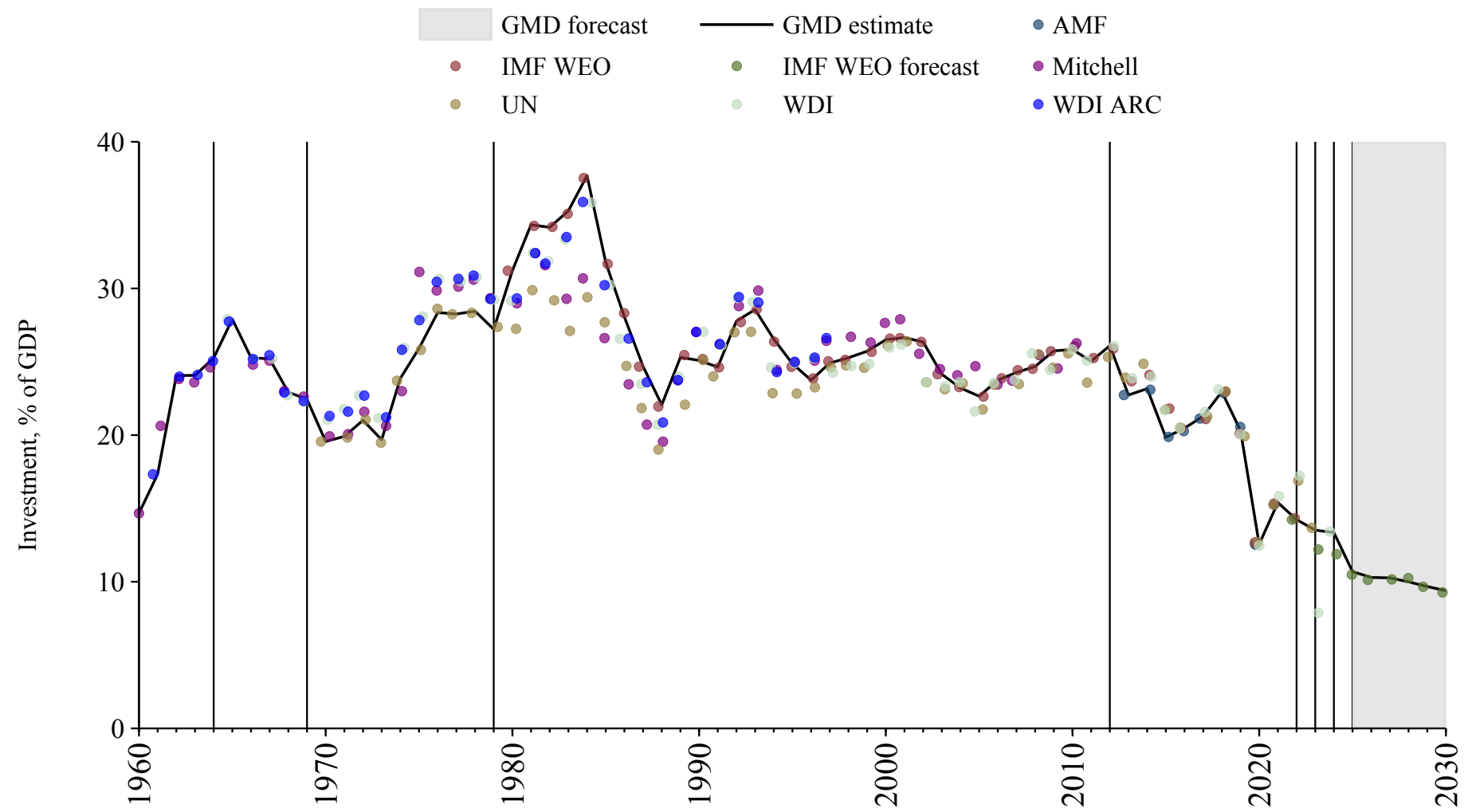
## Trinidad and Tobago

Source	Time span	Notes
<a href="#">Mitchell (2013)</a>	1951 - 1959	Spliced using overlapping data in 1960.
<a href="#">World Bank (Archives) (1999)</a>	1960 - 1969	Spliced using overlapping data in 1970.
<a href="#">United Nations (2024)</a>	1970 - 2023	Baseline source, overlaps with base year 2018.



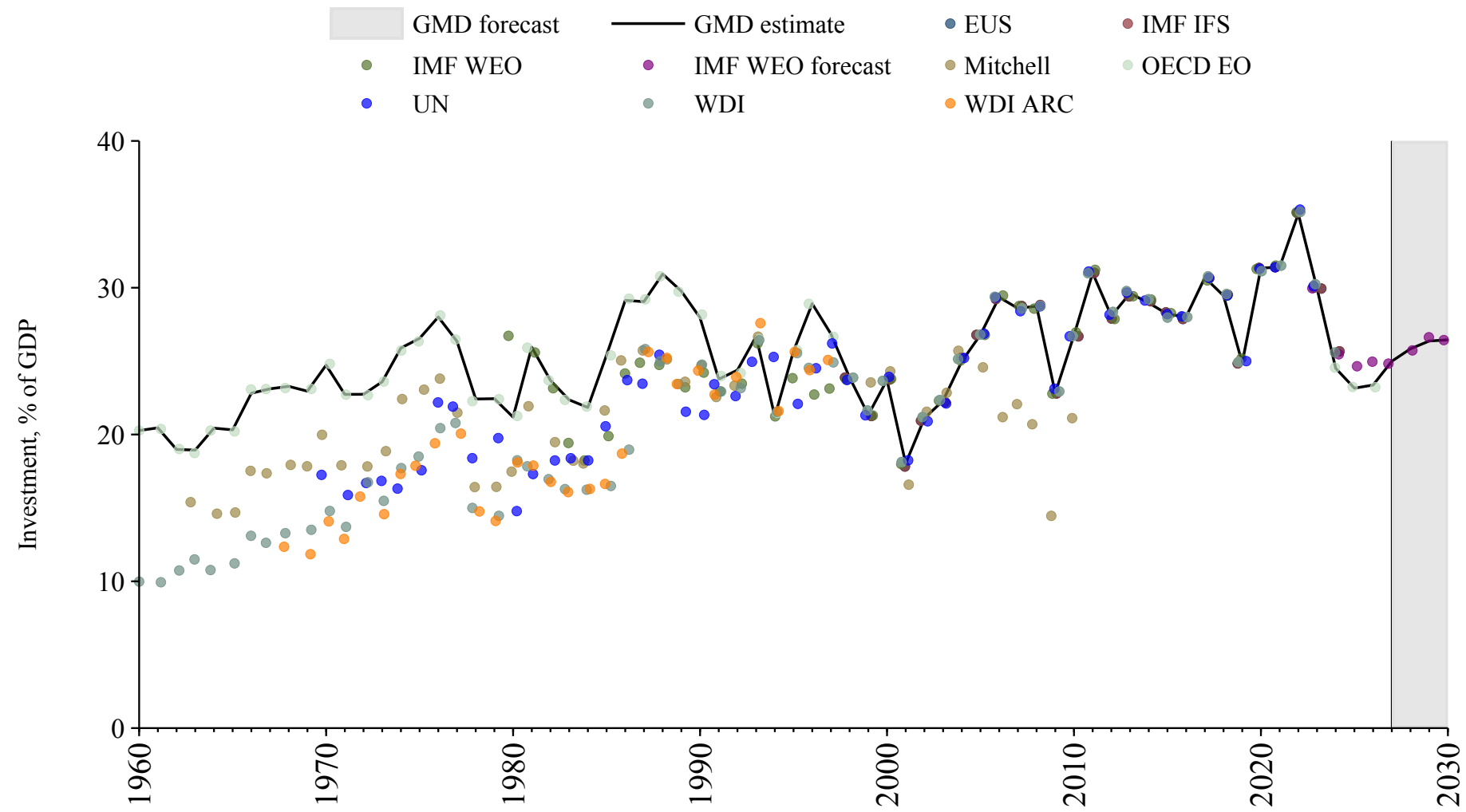
# Tunisia

Source	Time span	Notes
<a href="#">Mitchell (2013)</a>	1960 - 1960	Spliced using overlapping data in 1961.
<a href="#">World Bank (Archives) (1999)</a>	1961 - 1964	Spliced using overlapping data in 1965.
<a href="#">World Bank (2024)</a>	1965 - 1969	Spliced using overlapping data in 1970.
<a href="#">United Nations (2024)</a>	1970 - 1979	Spliced using overlapping data in 1980.
<a href="#">WEO (2024a)</a>	1980 - 2012	Spliced using overlapping data in 2013.
<a href="#">Arab Monetary Fund (2024)</a>	2013 - 2021	Baseline source, overlaps with base year 2018.
<a href="#">WEO (2024a)</a>	2022 - 2022	Spliced using overlapping data in 2023.
<a href="#">United Nations (2024)</a>	2023 - 2023	Spliced using overlapping data in 2024.
<a href="#">World Bank (2024)</a>	2024 - 2024	Spliced using overlapping data in 2025.
<a href="#">WEO (2024b)</a>	2025 - 2030	Spliced using overlapping data in 2031.



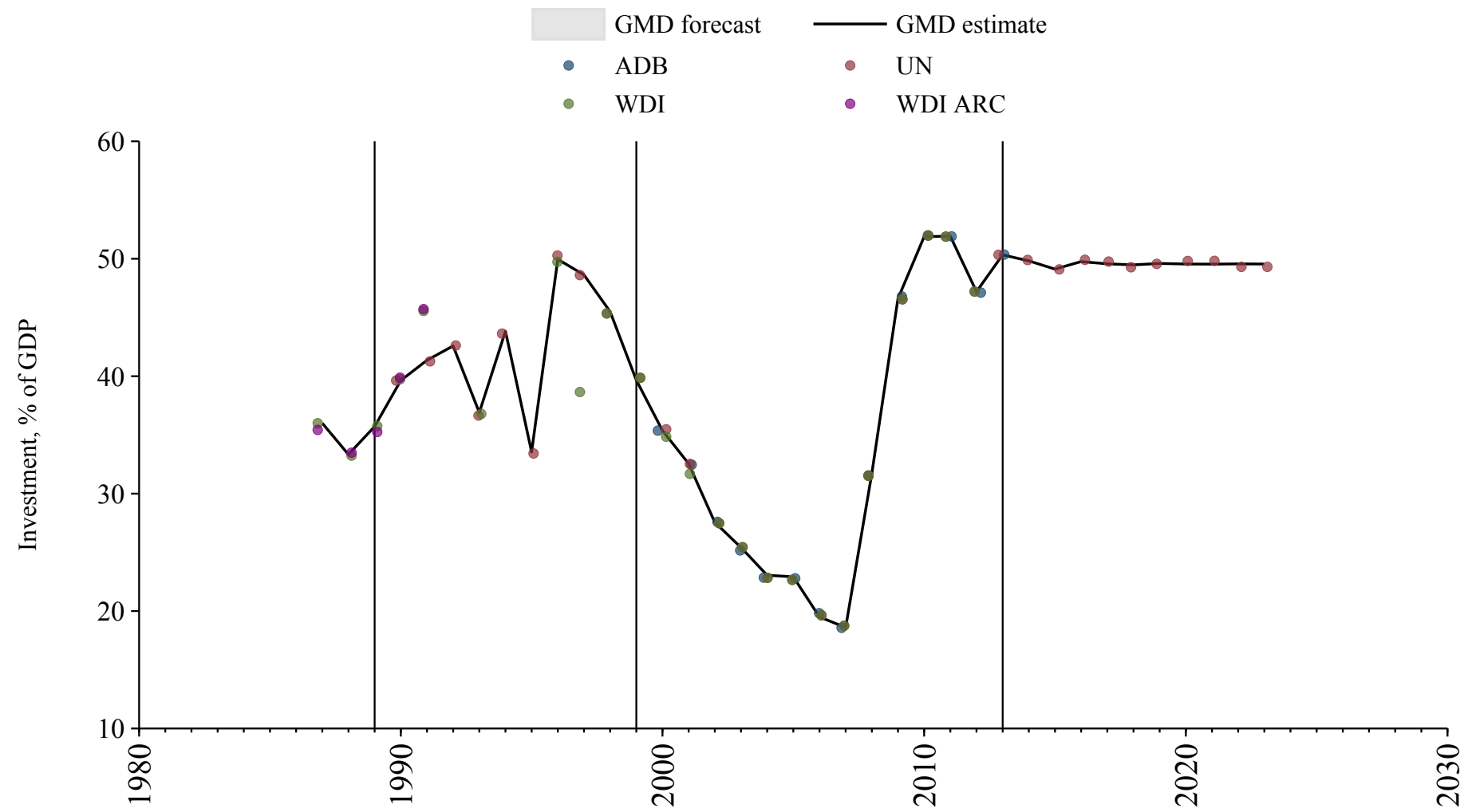
# Turkey

Source	Time span	Notes
<a href="#">OECD Economic Outlook (2024)</a>	1960 - 2026	Baseline source, overlaps with base year 2018.
<a href="#">WEO (2024b)</a>	2027 - 2030	Spliced using overlapping data in 2031.



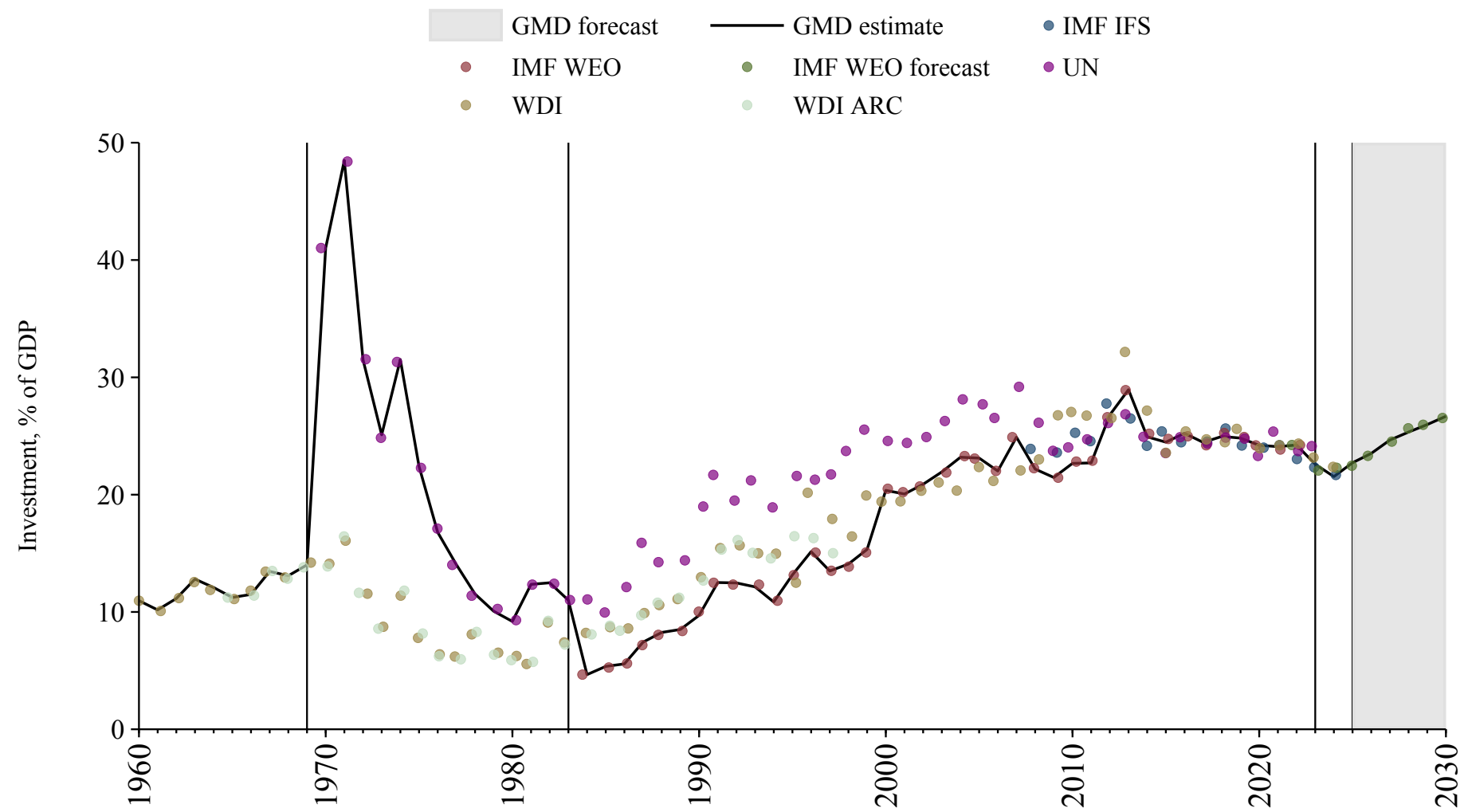
## Turkmenistan

Source	Time span	Notes
<a href="#">World Bank (2024)</a>	1987 - 1989	Spliced using overlapping data in 1990.
<a href="#">United Nations (2024)</a>	1990 - 1999	Spliced using overlapping data in 2000.
<a href="#">Asian Development Bank (2024)</a>	2000 - 2013	Spliced using overlapping data in 2014.
<a href="#">United Nations (2024)</a>	2014 - 2023	Baseline source, overlaps with base year 2018.



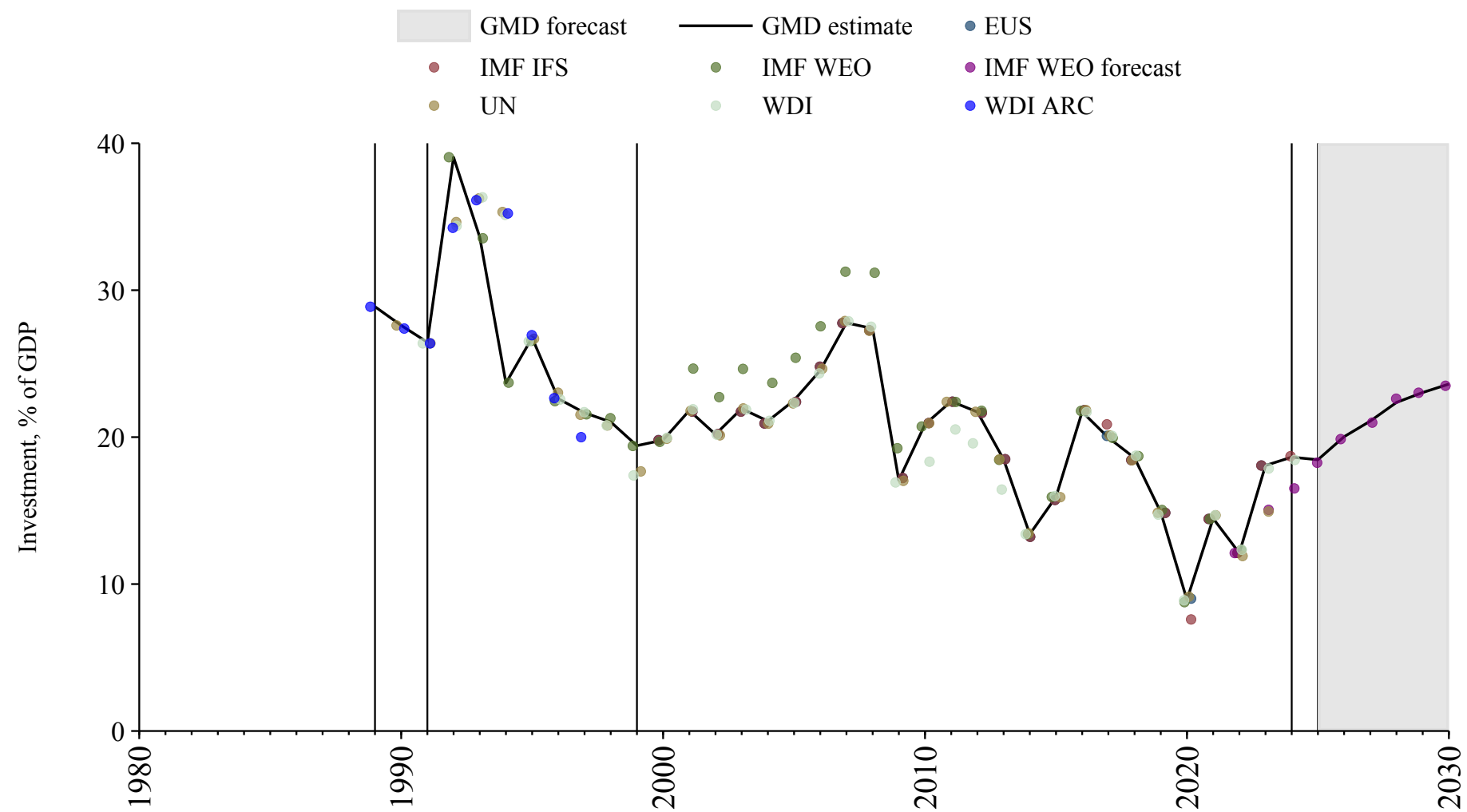
# Uganda

Source	Time span	Notes
<a href="#">World Bank (2024)</a>	1960 - 1969	Spliced using overlapping data in 1970.
<a href="#">United Nations (2024)</a>	1970 - 1983	Spliced using overlapping data in 1984.
<a href="#">WEO (2024a)</a>	1984 - 2022	Baseline source, overlaps with base year 2018.
<a href="#">International Monetary Fund (2025)</a>	2023 - 2024	Spliced using overlapping data in 2025.
<a href="#">WEO (2024b)</a>	2025 - 2030	Spliced using overlapping data in 2031.



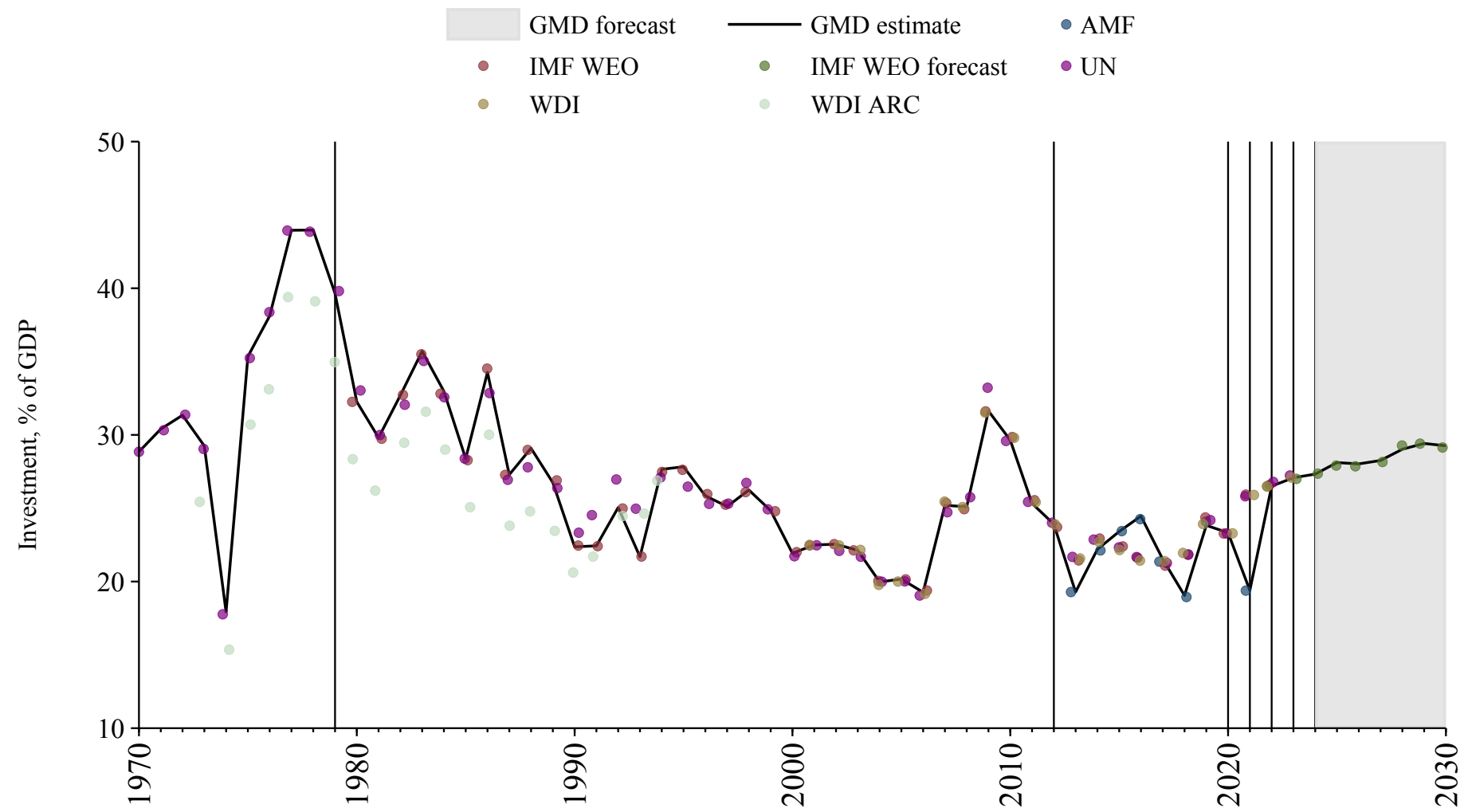
## Ukraine

Source	Time span	Notes
<a href="#">World Bank (Archives) (1999)</a>	1989 - 1989	Spliced using overlapping data in 1990.
<a href="#">United Nations (2024)</a>	1990 - 1991	Spliced using overlapping data in 1992.
<a href="#">WEO (2024a)</a>	1992 - 1999	Spliced using overlapping data in 2000.
<a href="#">Commission (2024)</a>	2000 - 2023	Baseline source, overlaps with base year 2018.
<a href="#">International Monetary Fund (2025)</a>	2024 - 2024	Spliced using overlapping data in 2025.
<a href="#">WEO (2024b)</a>	2025 - 2030	Spliced using overlapping data in 2031.



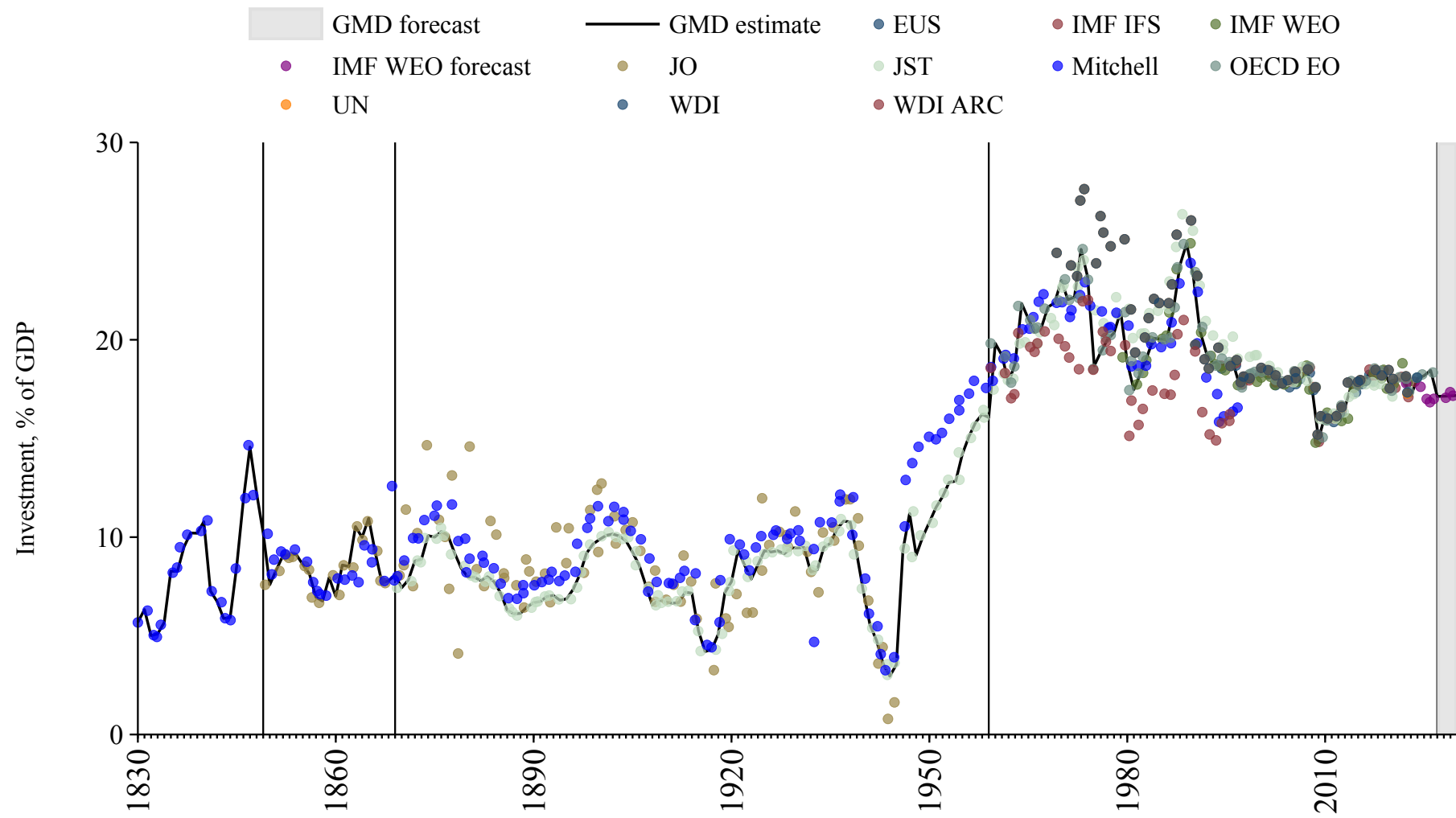
## United Arab Emirates

Source	Time span	Notes
<a href="#">United Nations (2024)</a>	1970 - 1979	Spliced using overlapping data in 1980.
<a href="#">WEO (2024a)</a>	1980 - 2012	Spliced using overlapping data in 2013.
<a href="#">Arab Monetary Fund (2024)</a>	2013 - 2019	Baseline source, overlaps with base year 2018.
<a href="#">WEO (2024a)</a>	2020 - 2020	Spliced using overlapping data in 2021.
<a href="#">Arab Monetary Fund (2024)</a>	2021 - 2021	Spliced using overlapping data in 2022.
<a href="#">WEO (2024a)</a>	2022 - 2022	Spliced using overlapping data in 2023.
<a href="#">United Nations (2024)</a>	2023 - 2023	Spliced using overlapping data in 2024.
<a href="#">WEO (2024b)</a>	2024 - 2030	Spliced using overlapping data in 2031.



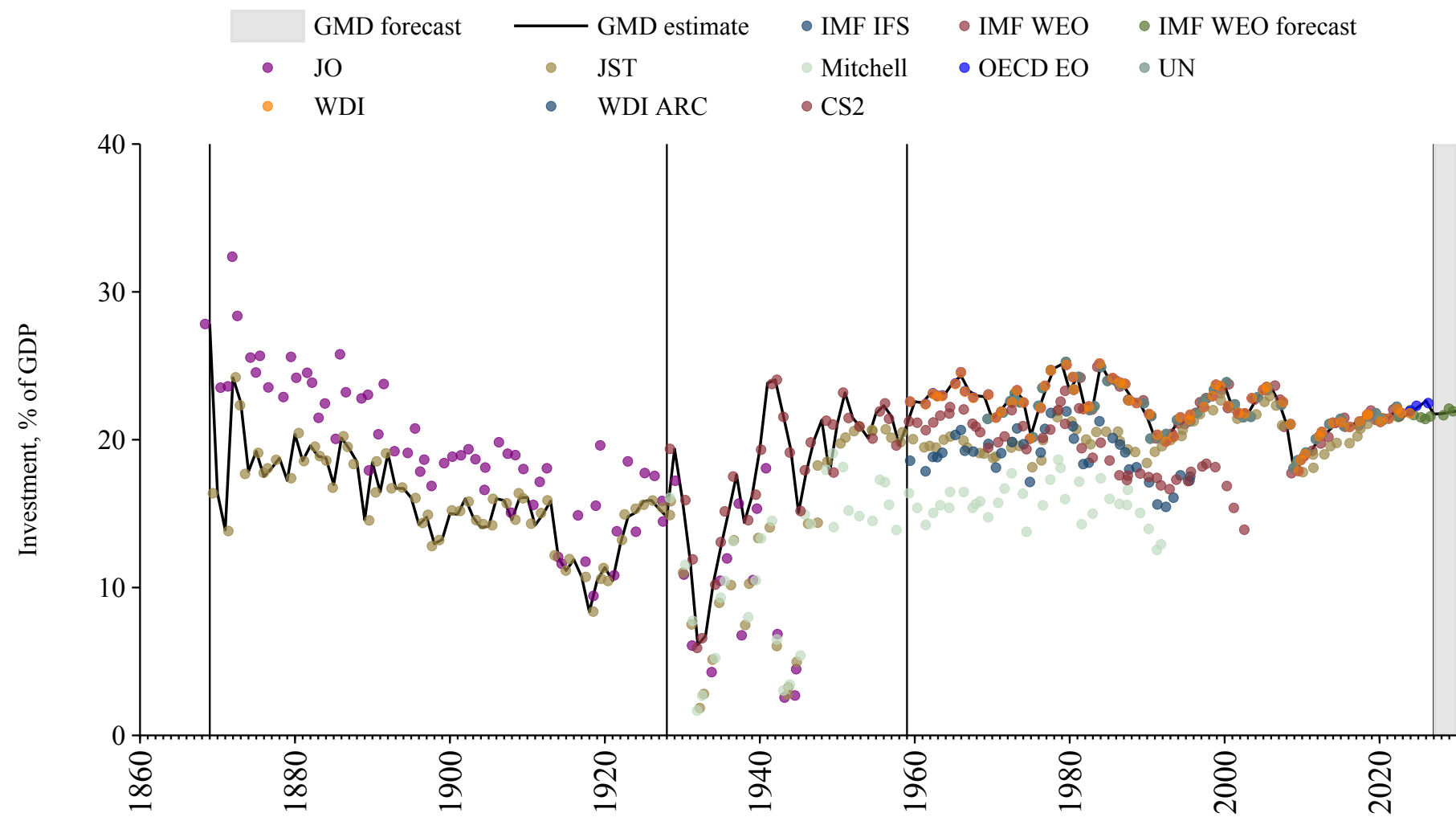
## United Kingdom

Source	Time span	Notes
<a href="#">Mitchell (2013)</a>	1830 - 1849	Spliced using overlapping data in 1850.
<a href="#">Jones and Obstfeld (1997)</a>	1850 - 1869	Spliced using overlapping data in 1870.
<a href="#">Jordà et al. (2017)</a>	1870 - 1959	Spliced using overlapping data in 1960.
<a href="#">OECD Economic Outlook (2024)</a>	1960 - 2026	Baseline source, overlaps with base year 2018.
<a href="#">WEO (2024b)</a>	2027 - 2030	Spliced using overlapping data in 2031.



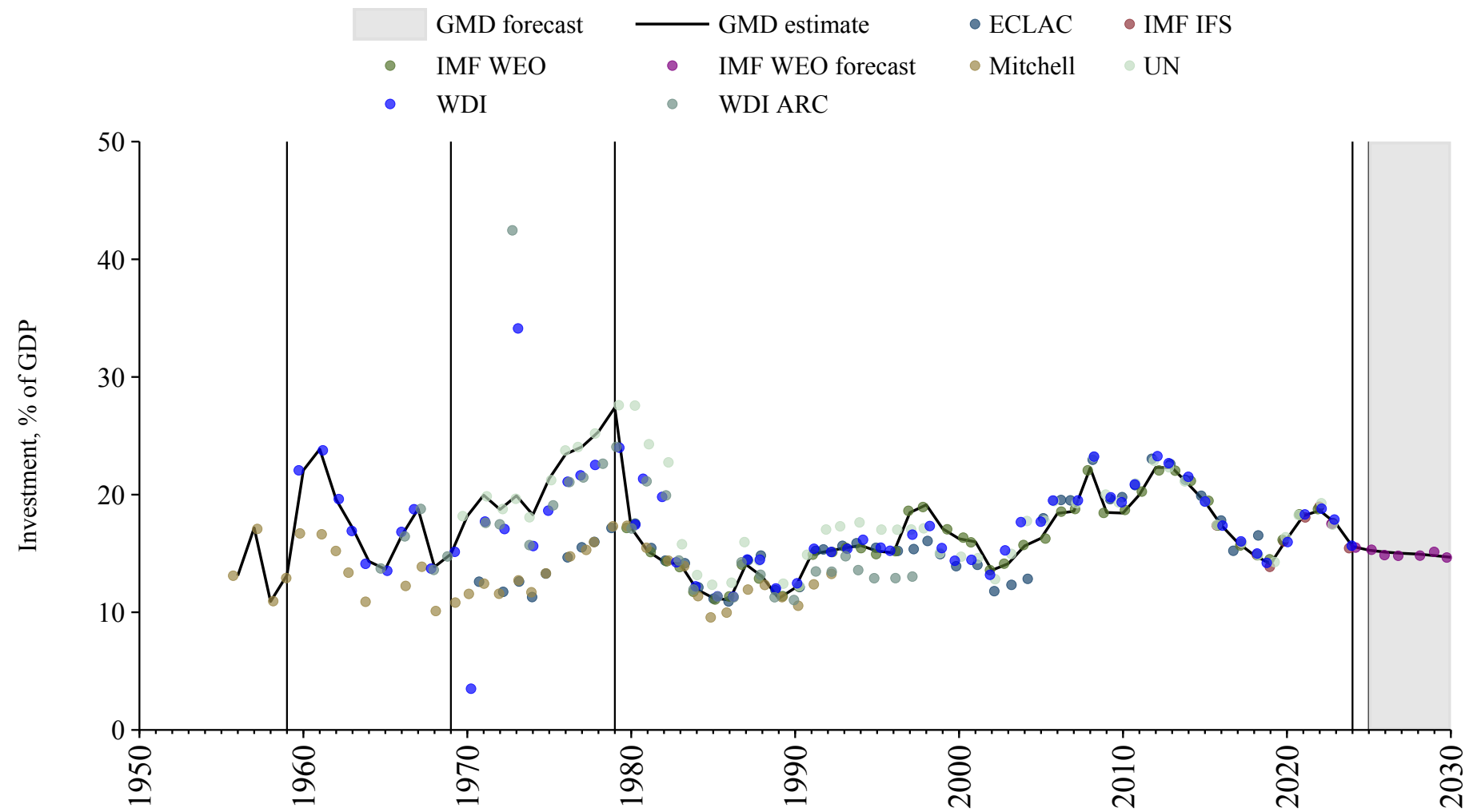
## United States

Source	Time span	Notes
<a href="#">Jones and Obstfeld (1997)</a>	1869 - 1869	Spliced using overlapping data in 1870.
<a href="#">Jordà et al. (2017)</a>	1870 - 1928	Spliced using overlapping data in 1929.
<a href="#">Carter et al. (2006)</a>	1929 - 1959	Spliced using overlapping data in 1960.
<a href="#">OECD Economic Outlook (2024)</a>	1960 - 2026	Baseline source, overlaps with base year 2018.
<a href="#">WEO (2024b)</a>	2027 - 2030	Spliced using overlapping data in 2031.



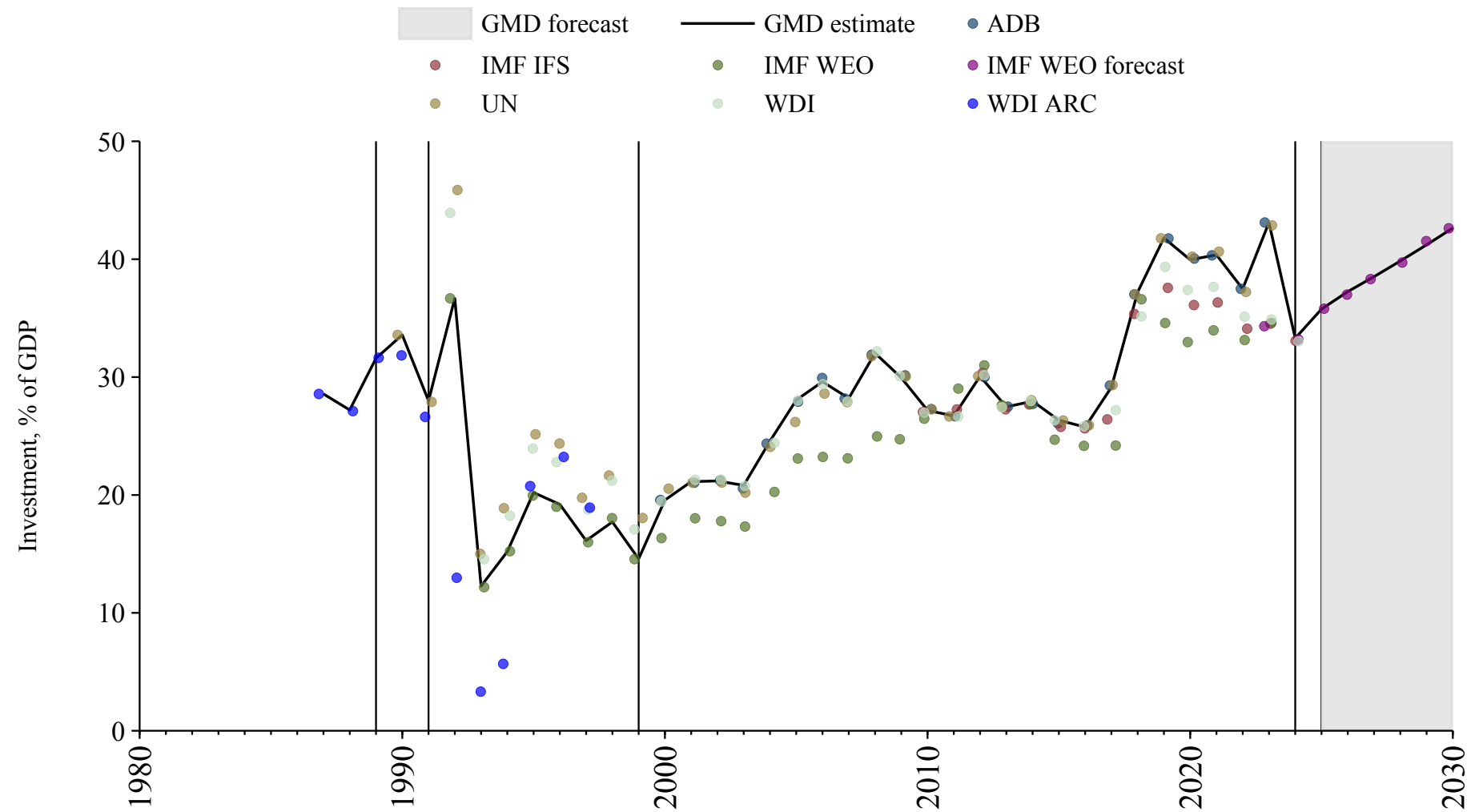
# Uruguay

Source	Time span	Notes
<a href="#">Mitchell (2013)</a>	1956 - 1959	Spliced using overlapping data in 1960.
<a href="#">World Bank (2024)</a>	1960 - 1969	Spliced using overlapping data in 1970.
<a href="#">United Nations (2024)</a>	1970 - 1979	Spliced using overlapping data in 1980.
<a href="#">WEO (2024a)</a>	1980 - 2023	Baseline source, overlaps with base year 2018.
<a href="#">International Monetary Fund (2025)</a>	2024 - 2024	Spliced using overlapping data in 2025.
<a href="#">WEO (2024b)</a>	2025 - 2030	Spliced using overlapping data in 2031.



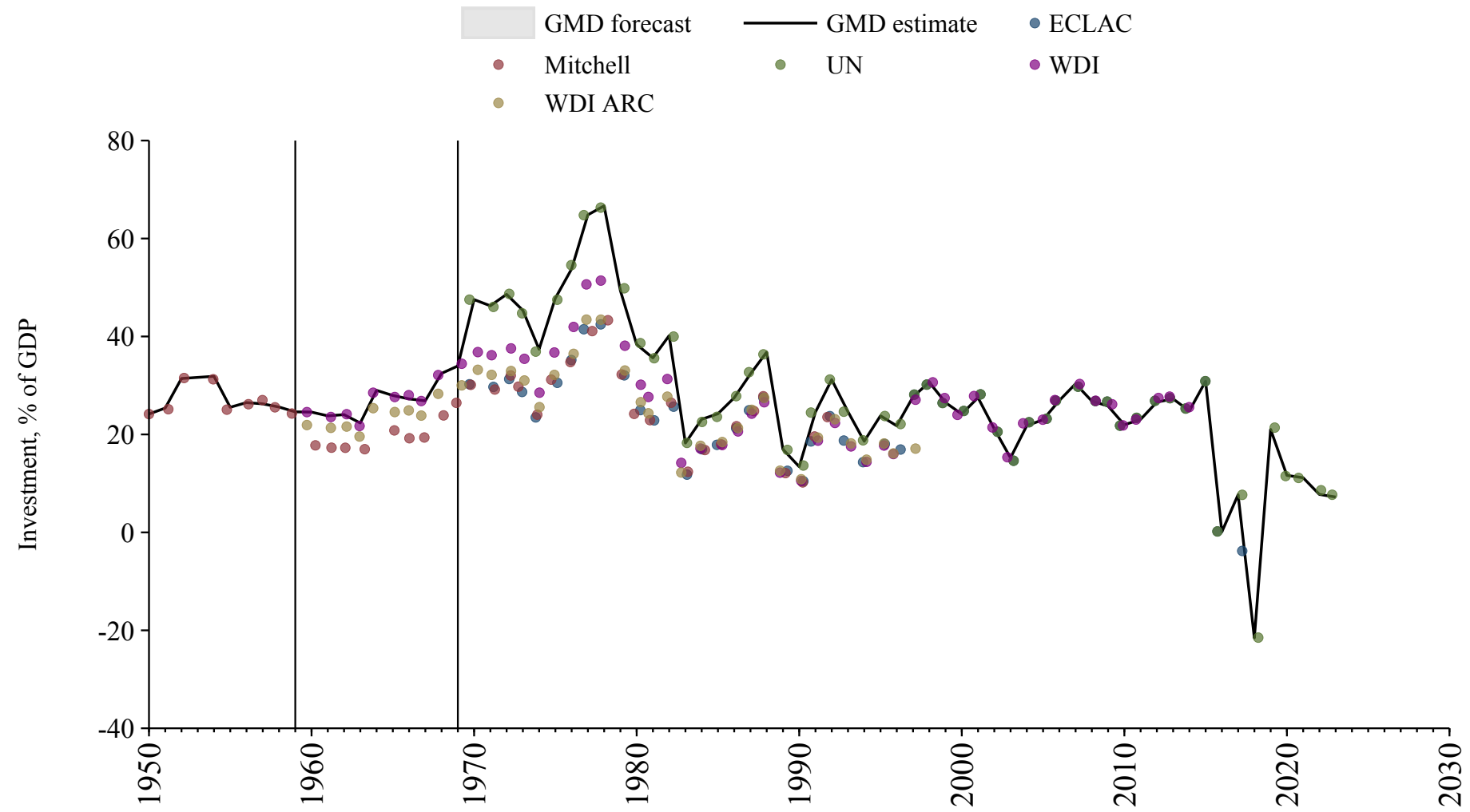
## Uzbekistan

Source	Time span	Notes
<a href="#">World Bank (Archives) (1999)</a>	1987 - 1989	Spliced using overlapping data in 1990.
<a href="#">United Nations (2024)</a>	1990 - 1991	Spliced using overlapping data in 1992.
<a href="#">WEO (2024a)</a>	1992 - 1999	Spliced using overlapping data in 2000.
<a href="#">Asian Development Bank (2024)</a>	2000 - 2023	Baseline source, overlaps with base year 2018.
<a href="#">International Monetary Fund (2025)</a>	2024 - 2024	Spliced using overlapping data in 2025.
<a href="#">WEO (2024b)</a>	2025 - 2030	Spliced using overlapping data in 2031.



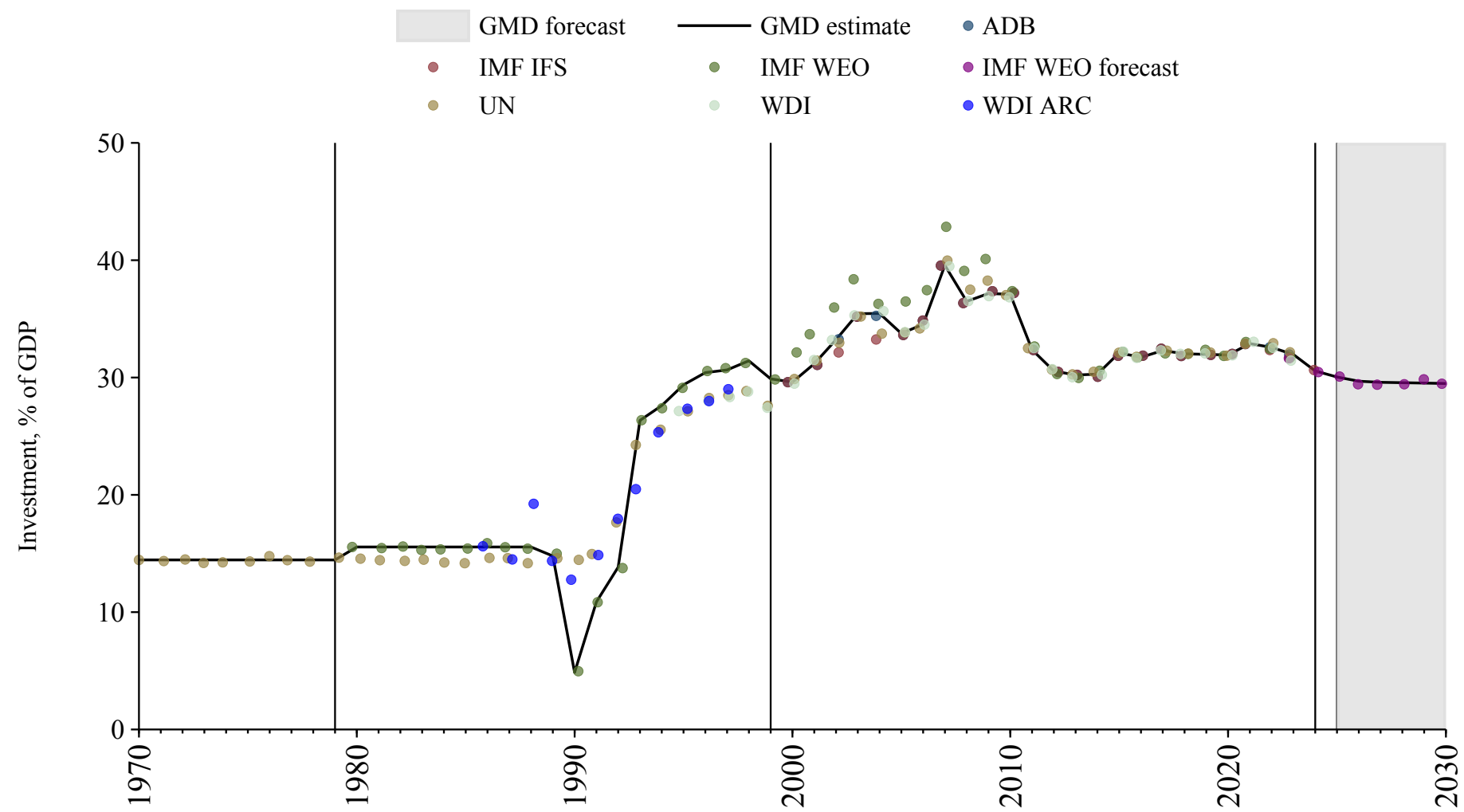
## Venezuela

Source	Time span	Notes
<a href="#">Mitchell (2013)</a>	1950 - 1959	Spliced using overlapping data in 1960.
<a href="#">World Bank (2024)</a>	1960 - 1969	Spliced using overlapping data in 1970.
<a href="#">United Nations (2024)</a>	1970 - 2023	Baseline source, overlaps with base year 2018.



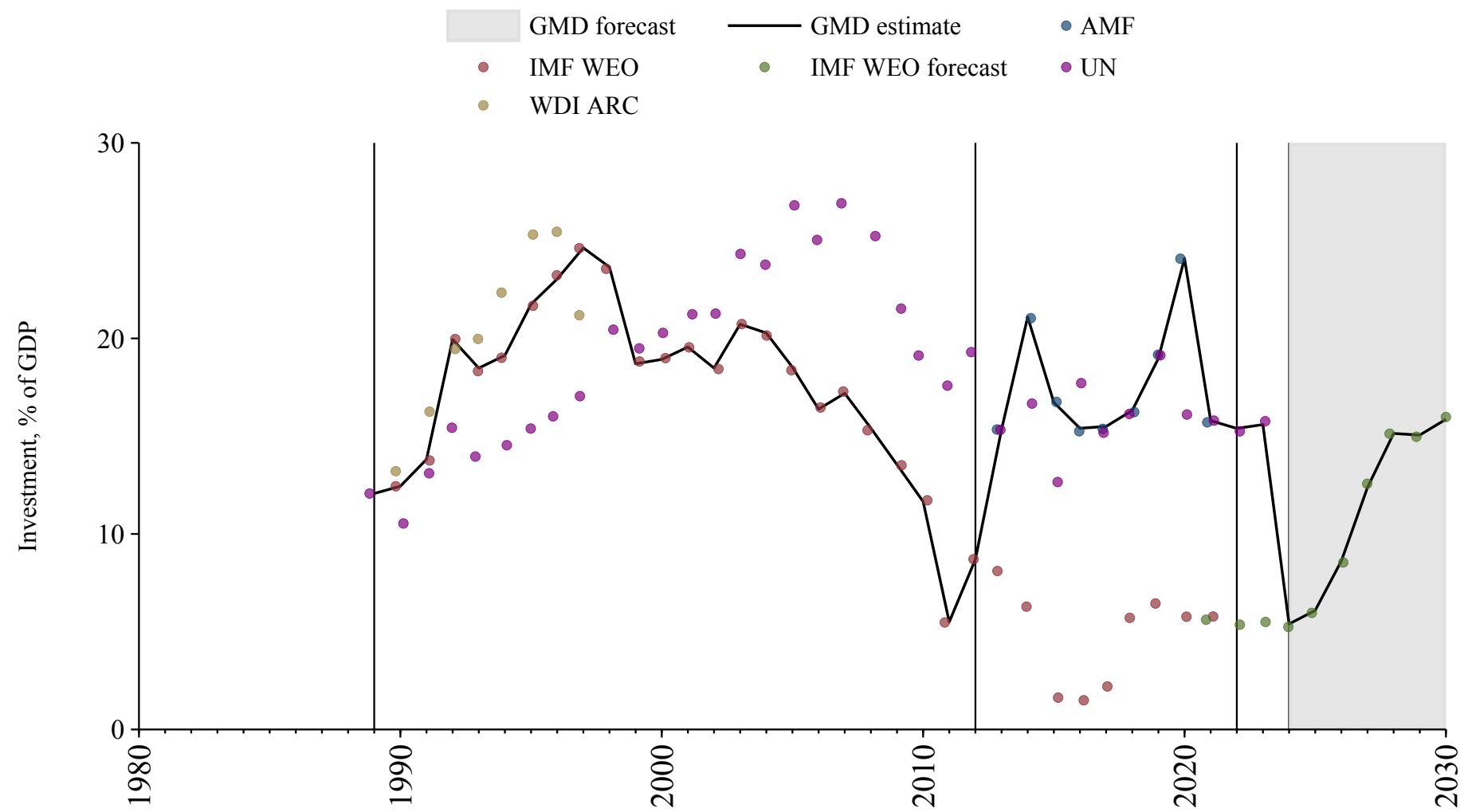
## Vietnam

Source	Time span	Notes
<a href="#">United Nations (2024)</a>	1970 - 1979	Spliced using overlapping data in 1980.
<a href="#">WEO (2024a)</a>	1980 - 1999	Spliced using overlapping data in 2000.
<a href="#">Asian Development Bank (2024)</a>	2000 - 2023	Baseline source, overlaps with base year 2018.
<a href="#">International Monetary Fund (2025)</a>	2024 - 2024	Spliced using overlapping data in 2025.
<a href="#">WEO (2024b)</a>	2025 - 2030	Spliced using overlapping data in 2031.



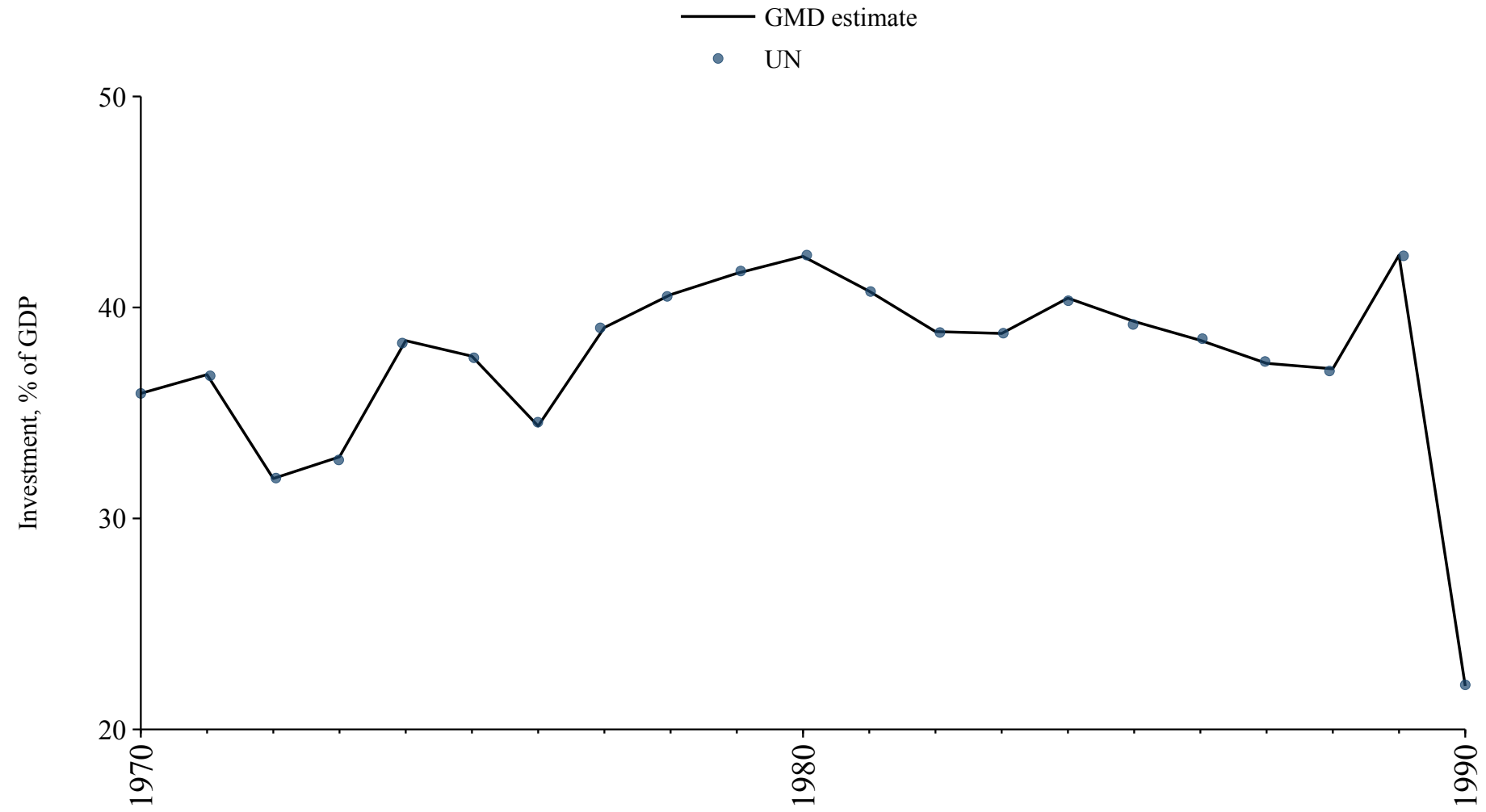
## Yemen

Source	Time span	Notes
<a href="#">United Nations (2024)</a>	1989 - 1989	Spliced using overlapping data in 1990.
<a href="#">WEO (2024a)</a>	1990 - 2012	Spliced using overlapping data in 2013.
<a href="#">Arab Monetary Fund (2024)</a>	2013 - 2021	Baseline source, overlaps with base year 2018.
<a href="#">United Nations (2024)</a>	2022 - 2023	Spliced using overlapping data in 2024.
<a href="#">WEO (2024b)</a>	2024 - 2030	Spliced using overlapping data in 2031.



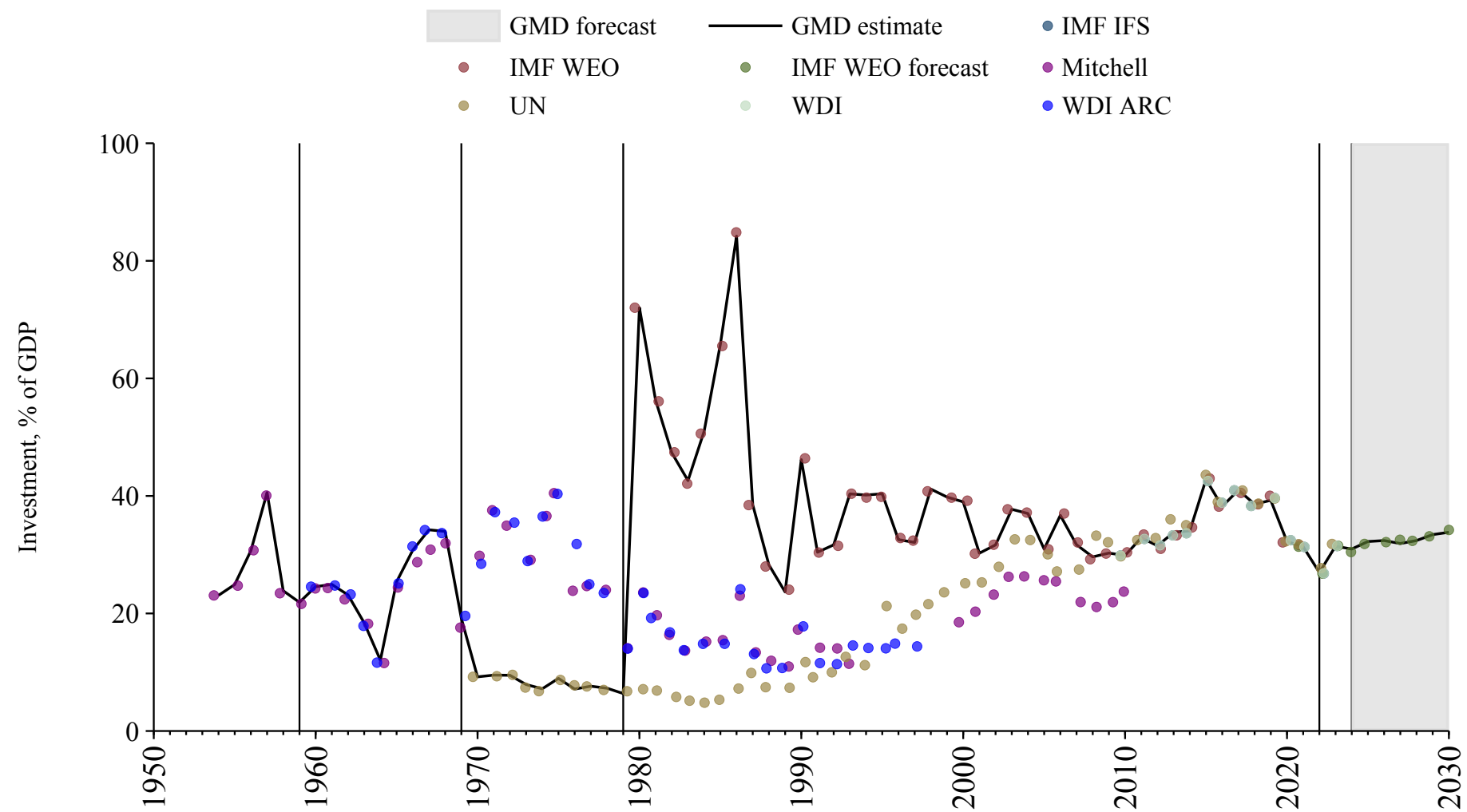
## Yugoslavia

Source	Time span	Notes
<a href="#">United Nations (2024)</a>	1970 - 1990	Spliced using overlapping data in 1991.



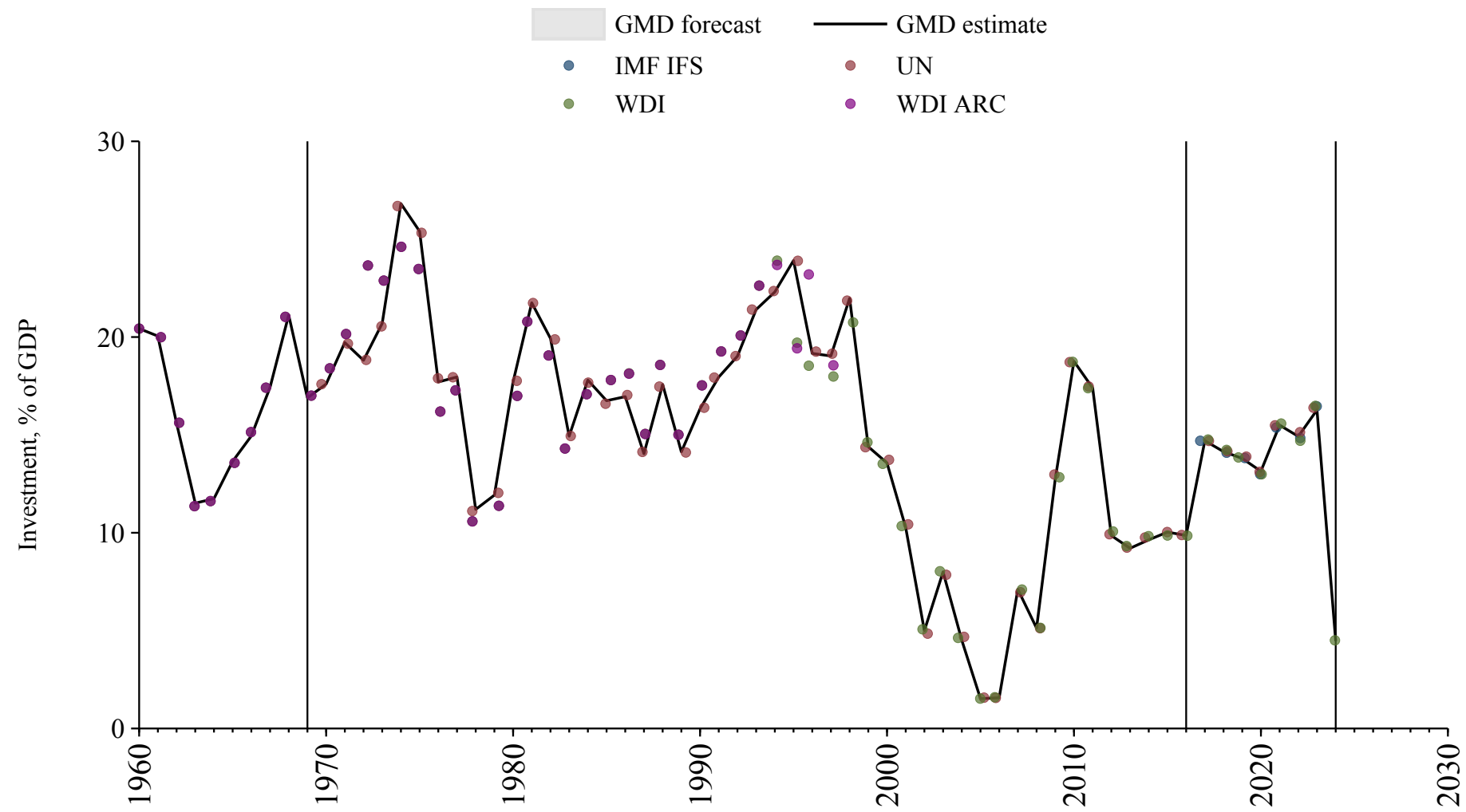
## Zambia

Source	Time span	Notes
<a href="#">Mitchell (2013)</a>	1954 - 1959	Spliced using overlapping data in 1960.
<a href="#">World Bank (Archives) (1999)</a>	1960 - 1969	Spliced using overlapping data in 1970.
<a href="#">United Nations (2024)</a>	1970 - 1979	Spliced using overlapping data in 1980.
<a href="#">WEO (2024a)</a>	1980 - 2021	Baseline source, overlaps with base year 2018.
<a href="#">International Monetary Fund (2025)</a>	2022 - 2023	Spliced using overlapping data in 2024.
<a href="#">WEO (2024b)</a>	2024 - 2030	Spliced using overlapping data in 2031.



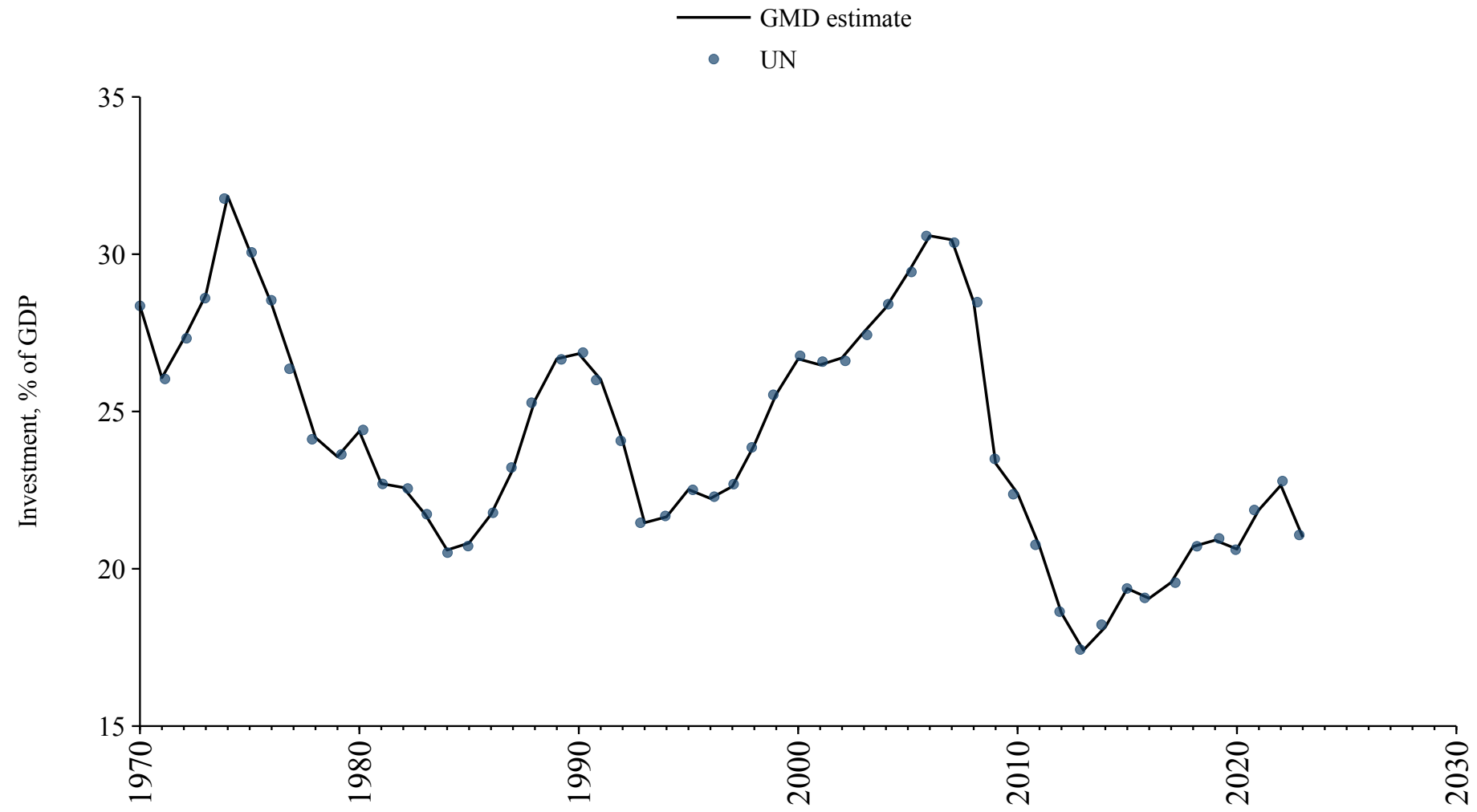
## Zimbabwe

Source	Time span	Notes
<a href="#">World Bank (2024)</a>	1960 - 1969	Spliced using overlapping data in 1970.
<a href="#">United Nations (2024)</a>	1970 - 2016	Spliced using overlapping data in 2017.
<a href="#">International Monetary Fund (2025)</a>	2017 - 2023	Baseline source, overlaps with base year 2018.
<a href="#">World Bank (2024)</a>	2024 - 2024	Spliced using overlapping data in 2025.



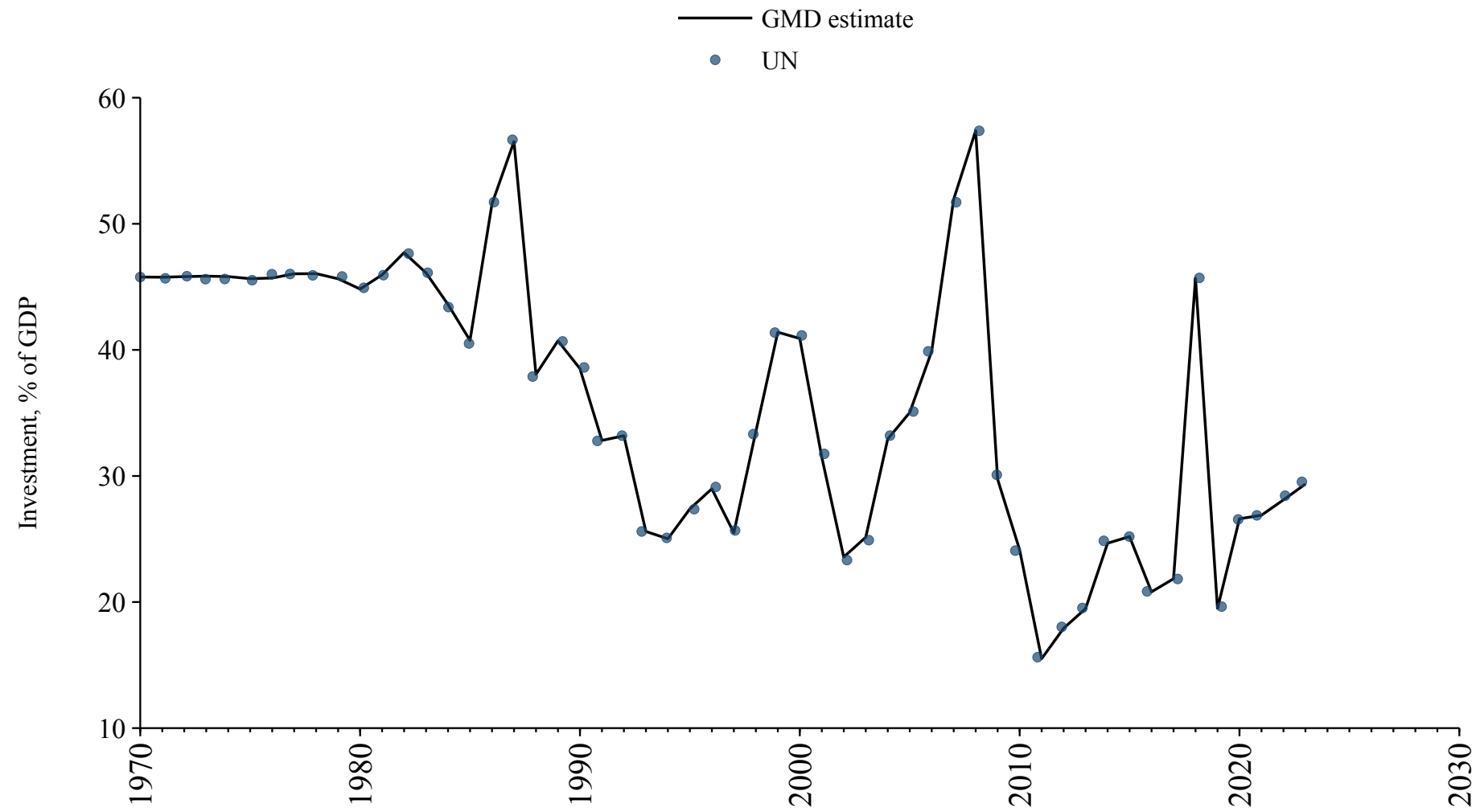
## Andorra

Source	Time span	Notes
<a href="#">United Nations (2024)</a>	1970 - 2023	Baseline source, overlaps with base year 2018.



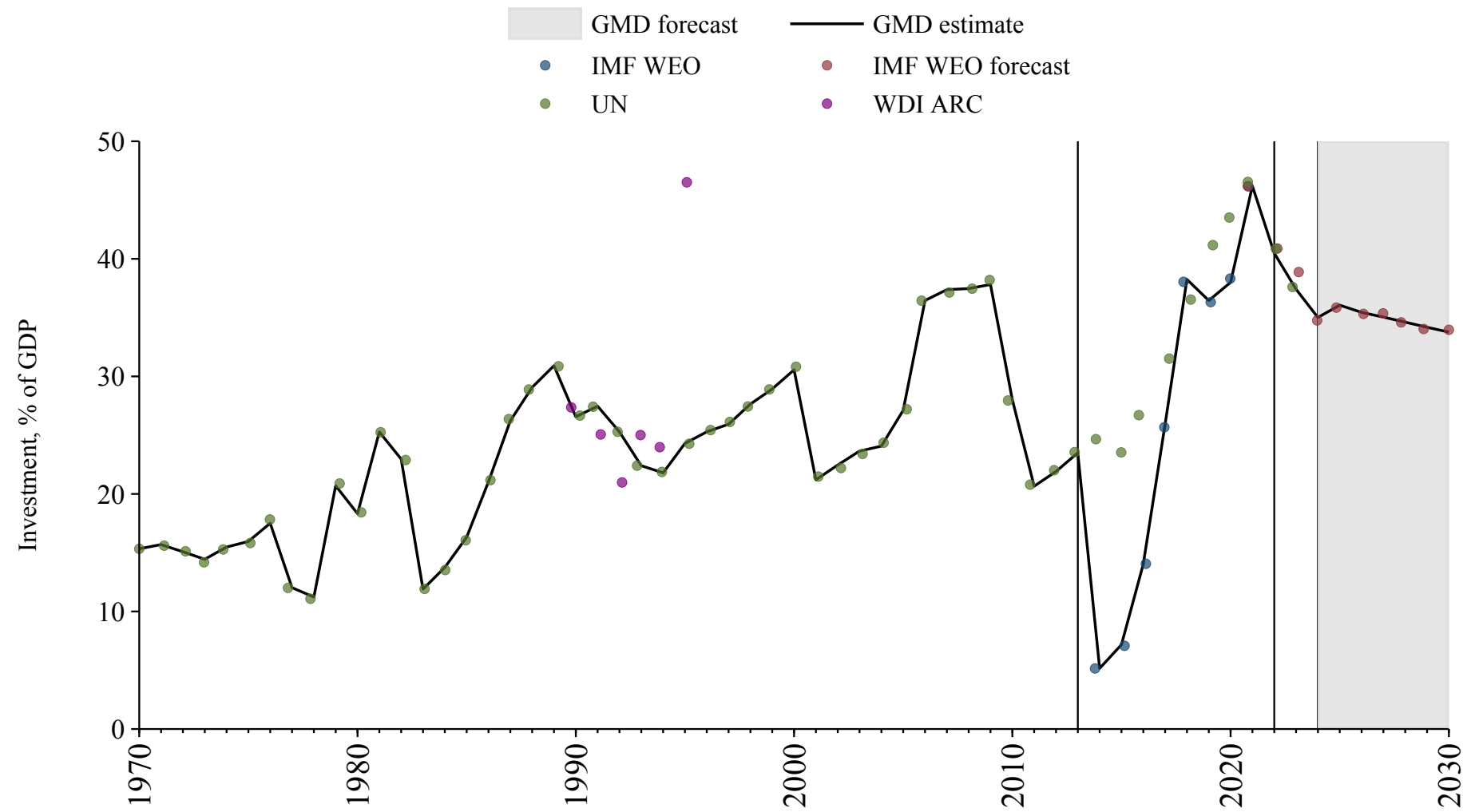
# Anguilla

Source	Time span	Notes
<a href="#">United Nations (2024)</a>	1970 - 2023	Baseline source, overlaps with base year 2018.



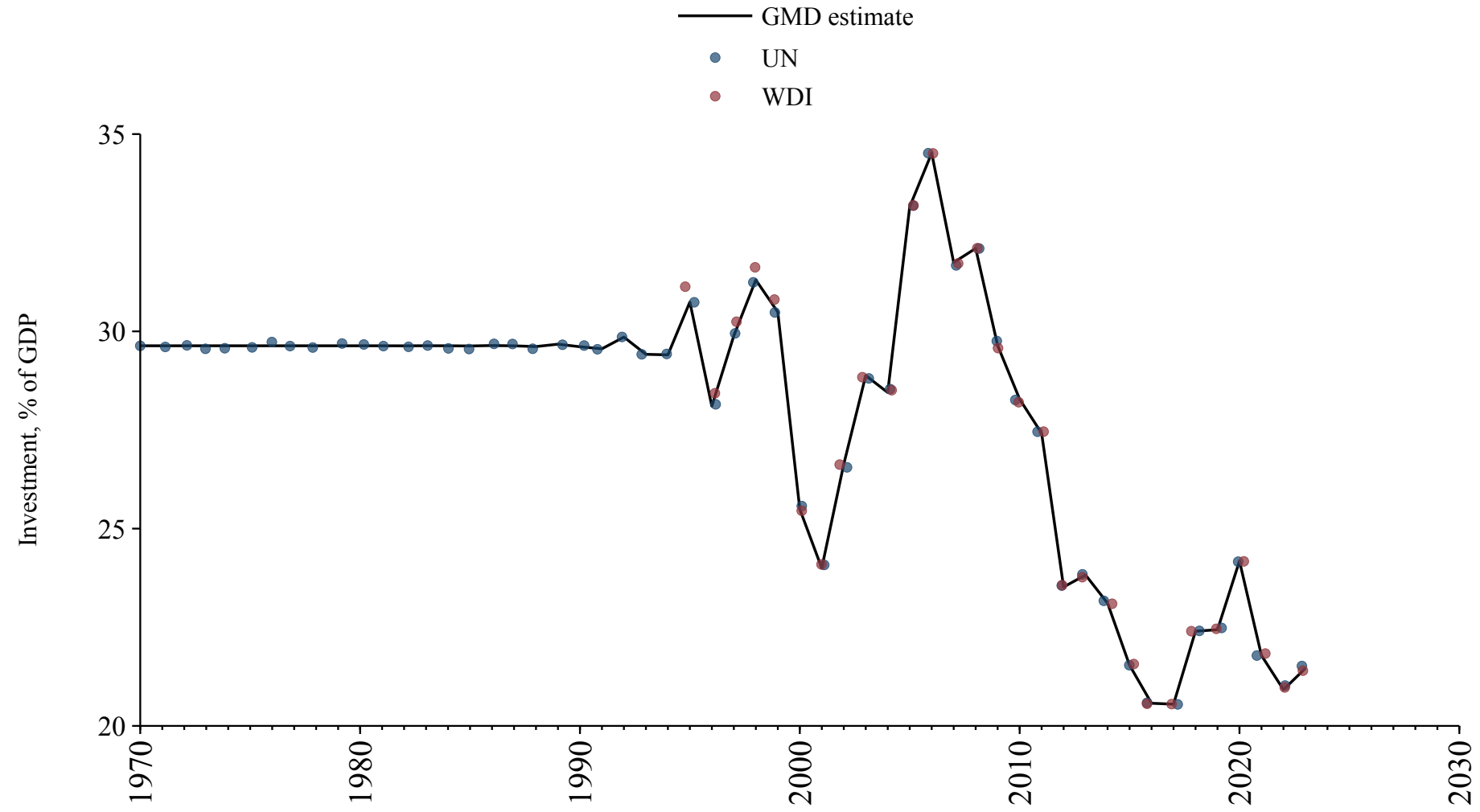
## Antigua and Barbuda

Source	Time span	Notes
<a href="#">United Nations (2024)</a>	1970 - 2013	Spliced using overlapping data in 2014.
<a href="#">WEO (2024a)</a>	2014 - 2021	Baseline source, overlaps with base year 2018.
<a href="#">United Nations (2024)</a>	2022 - 2023	Spliced using overlapping data in 2024.
<a href="#">WEO (2024b)</a>	2024 - 2030	Spliced using overlapping data in 2031.



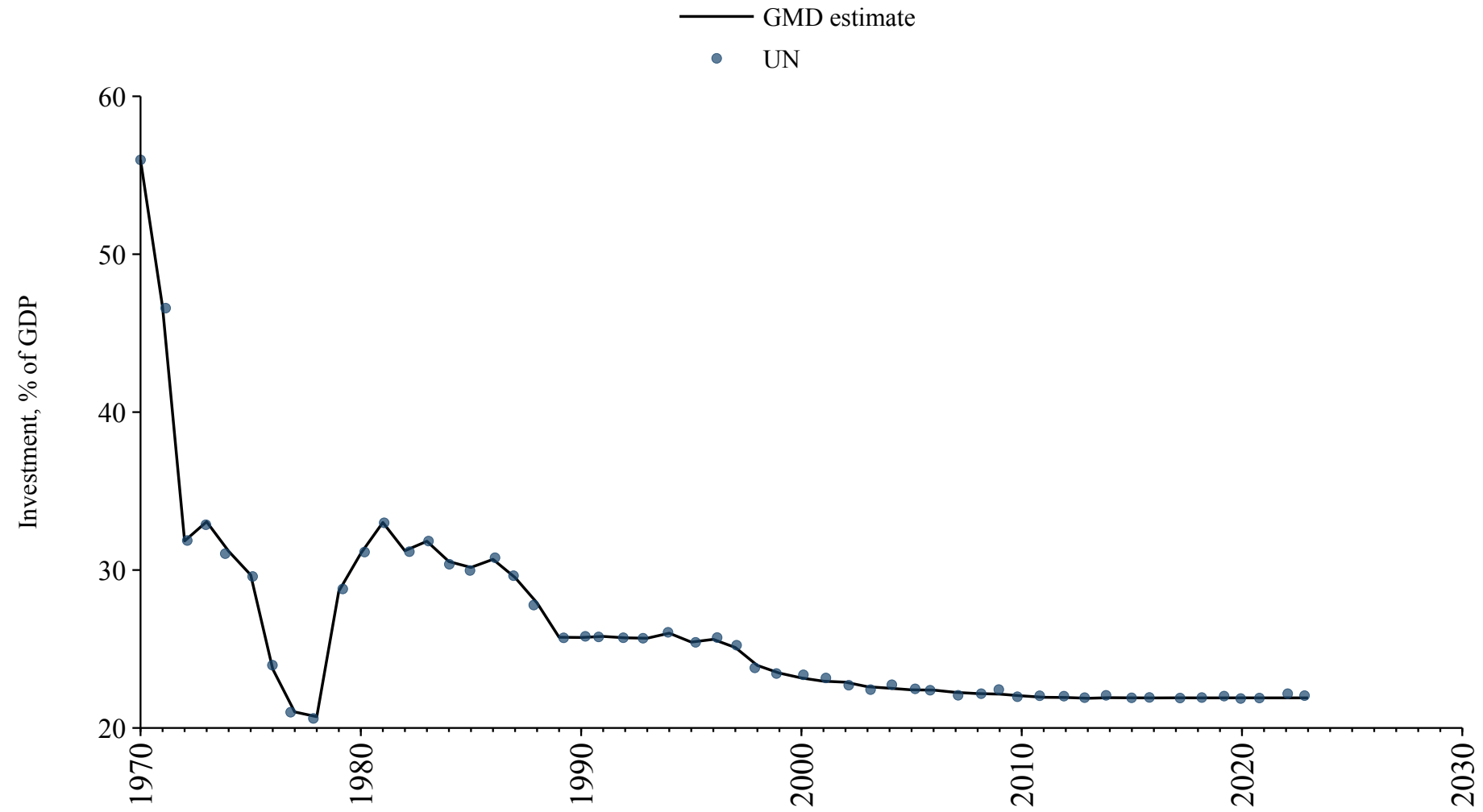
## Aruba

Source	Time span	Notes
<a href="#">United Nations (2024)</a>	1970 - 2023	Baseline source, overlaps with base year 2018.



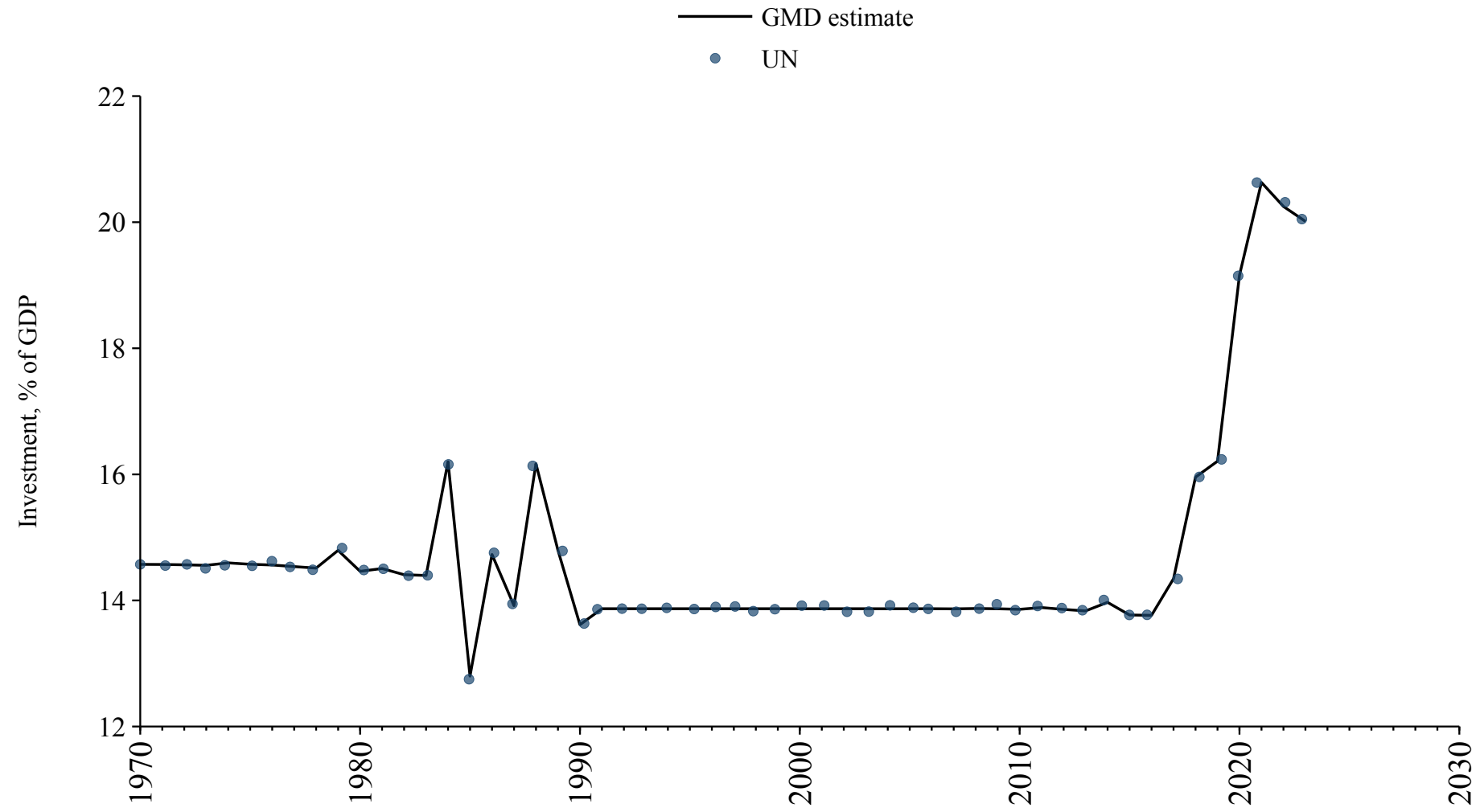
## British Virgin Islands

Source	Time span	Notes
<a href="#">United Nations (2024)</a>	1970 - 2023	Baseline source, overlaps with base year 2018.



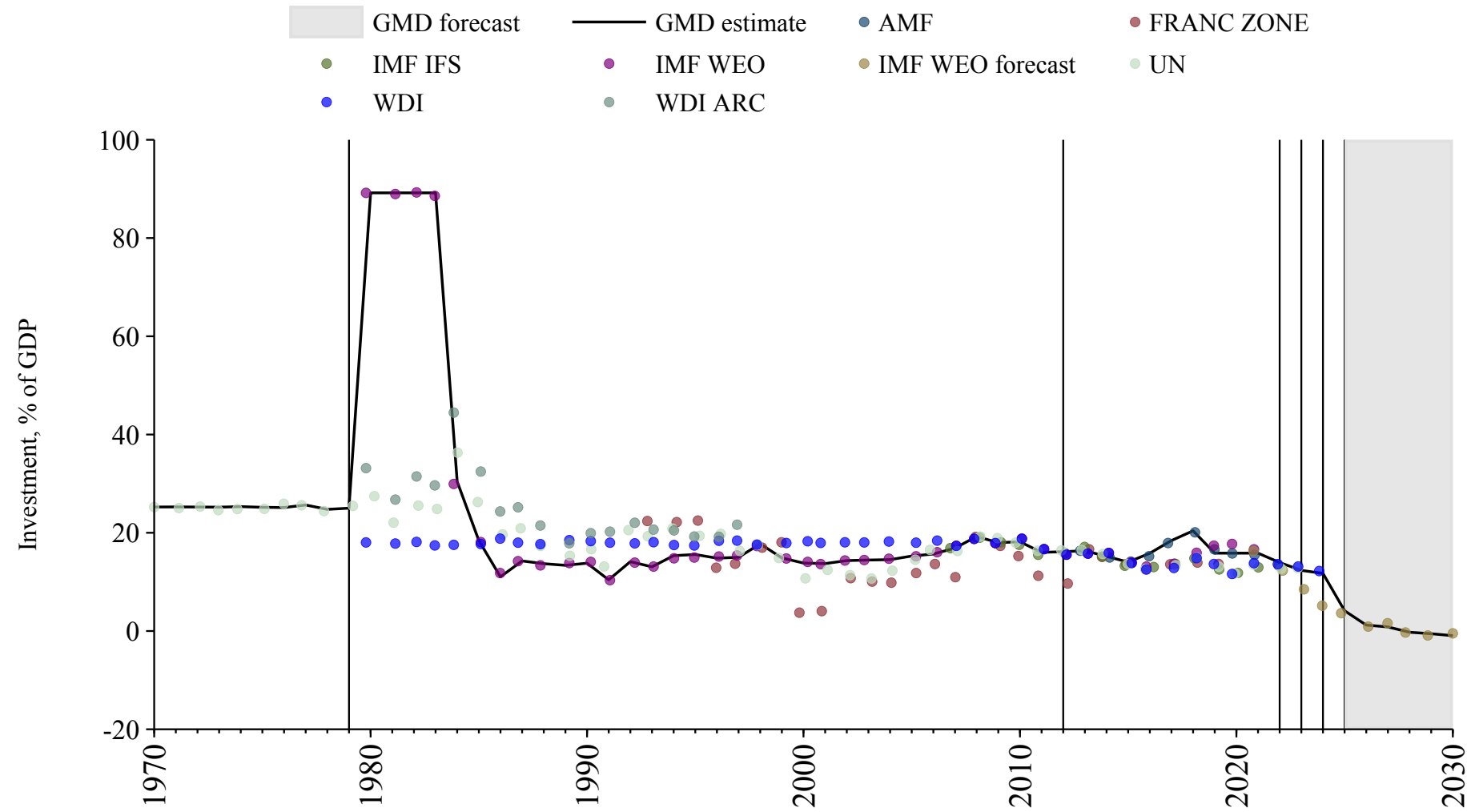
# Cayman Islands

Source	Time span	Notes
<a href="#">United Nations (2024)</a>	1970 - 2023	Baseline source, overlaps with base year 2018.



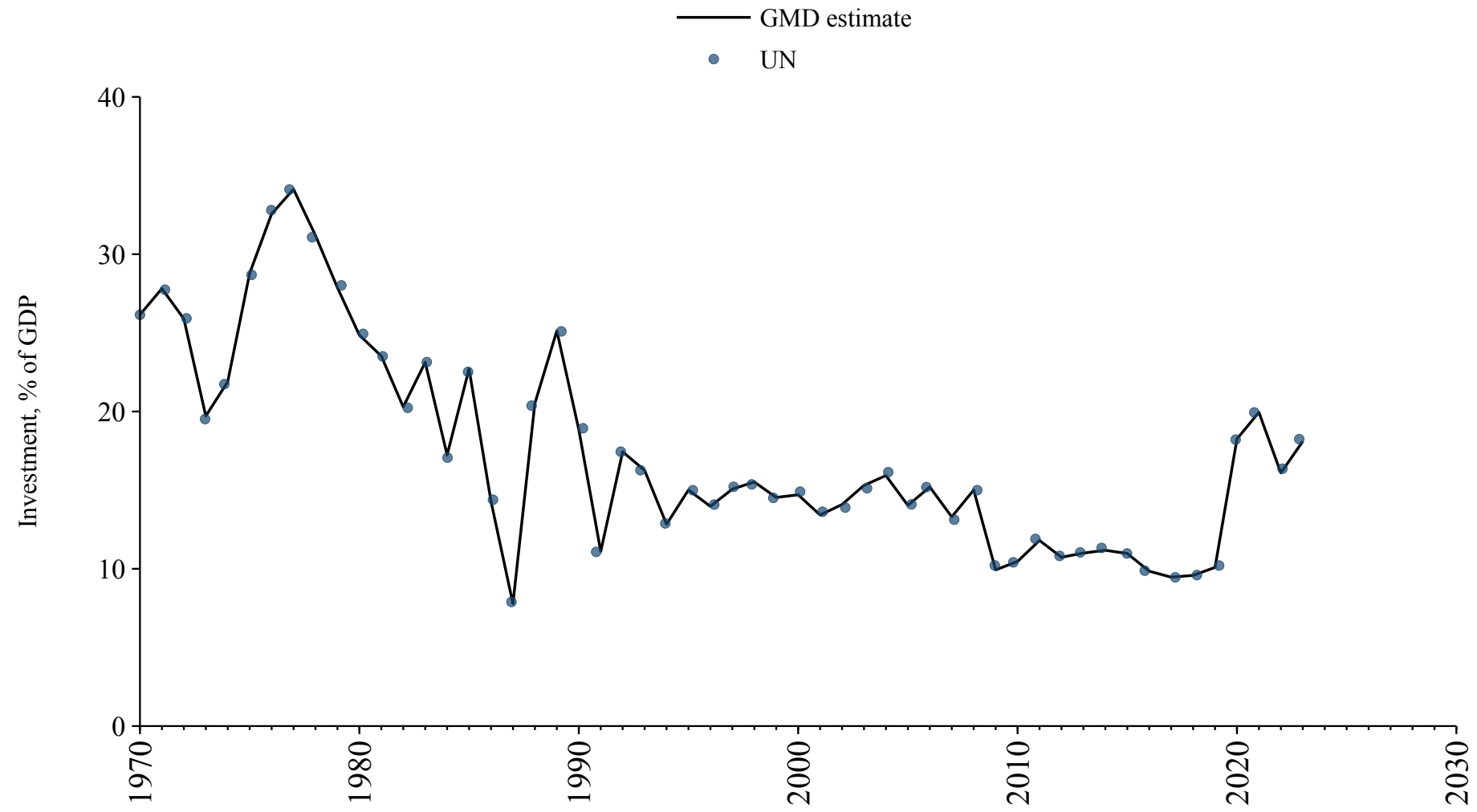
## Comoros

Source	Time span	Notes
<a href="#">United Nations (2024)</a>	1970 - 1979	Spliced using overlapping data in 1980.
<a href="#">WEO (2024a)</a>	1980 - 2012	Spliced using overlapping data in 2013.
<a href="#">Arab Monetary Fund (2024)</a>	2013 - 2021	Baseline source, overlaps with base year 2018.
<a href="#">International Monetary Fund (2025)</a>	2022 - 2022	Spliced using overlapping data in 2023.
<a href="#">United Nations (2024)</a>	2023 - 2023	Spliced using overlapping data in 2024.
<a href="#">World Bank (2024)</a>	2024 - 2024	Spliced using overlapping data in 2025.
<a href="#">WEO (2024b)</a>	2025 - 2030	Spliced using overlapping data in 2031.



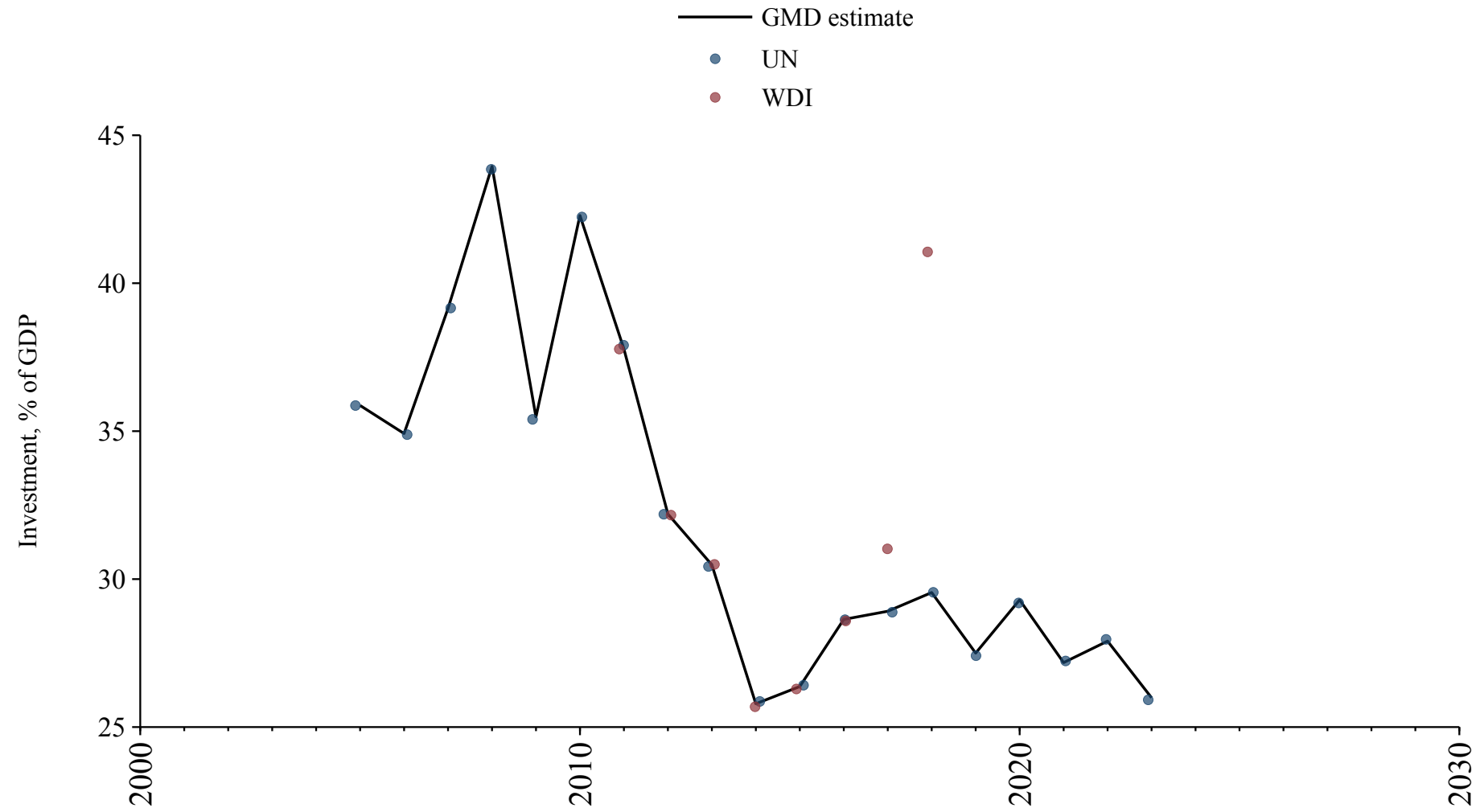
## Cook Islands

Source	Time span	Notes
<a href="#">United Nations (2024)</a>	1970 - 2023	Baseline source, overlaps with base year 2018.



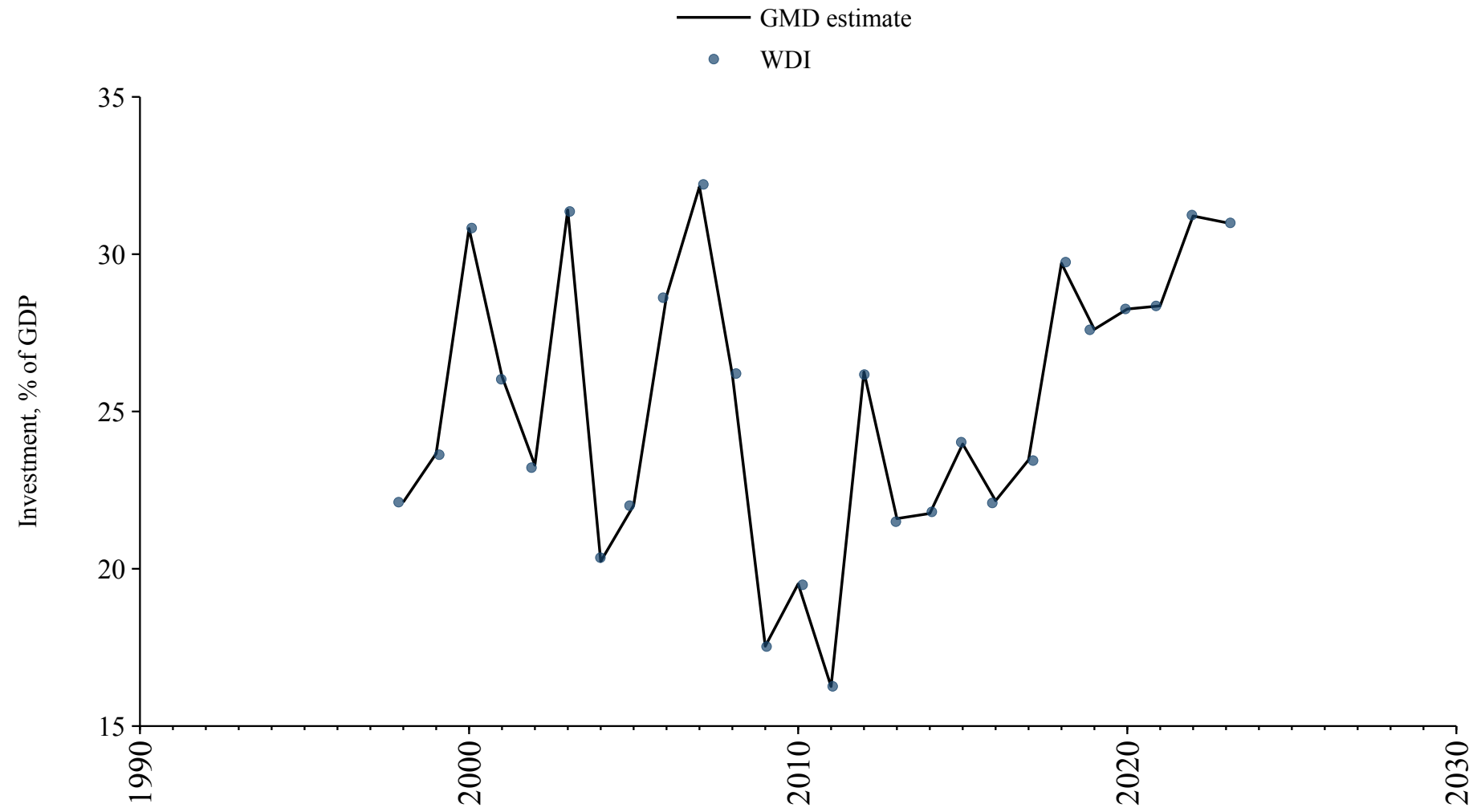
# Curaçao

Source	Time span	Notes
<a href="#">United Nations (2024)</a>	2005 - 2023	Baseline source, overlaps with base year 2018.



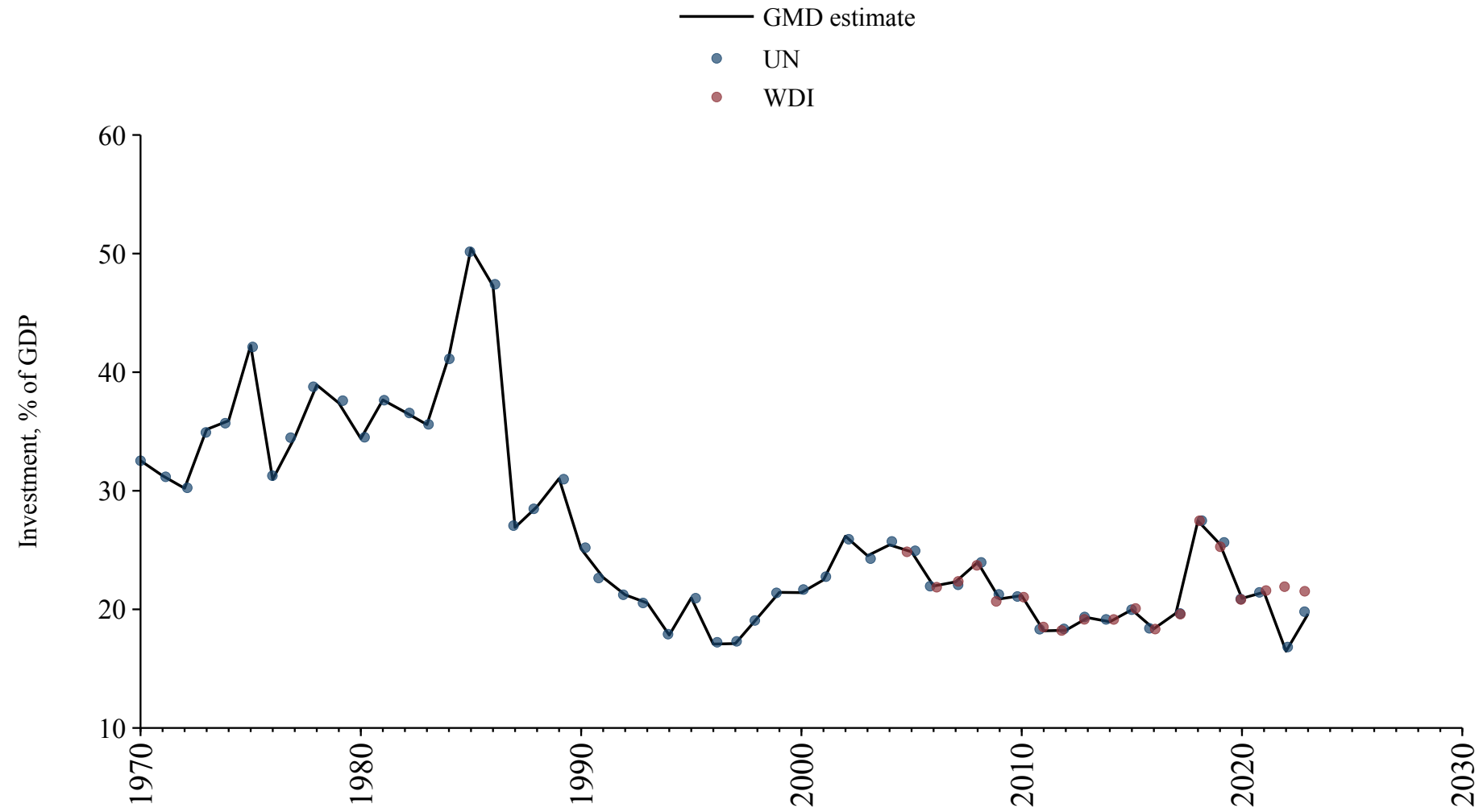
## Faroe Islands

Source	Time span	Notes
<a href="#">World Bank (2024)</a>	1998 - 2023	Baseline source, overlaps with base year 2018.



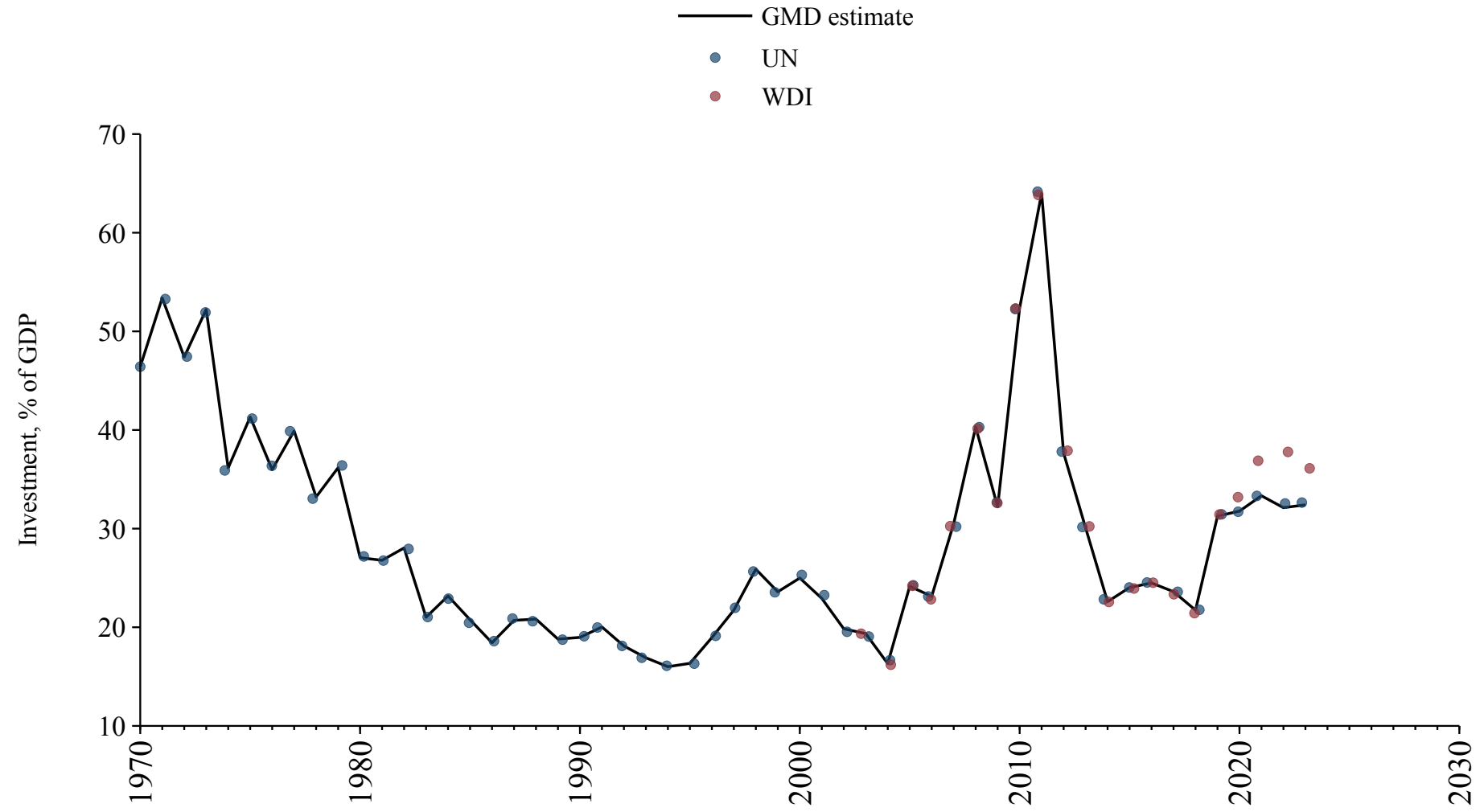
## French Polynesia

Source	Time span	Notes
<a href="#">United Nations (2024)</a>	1970 - 2023	Baseline source, overlaps with base year 2018.



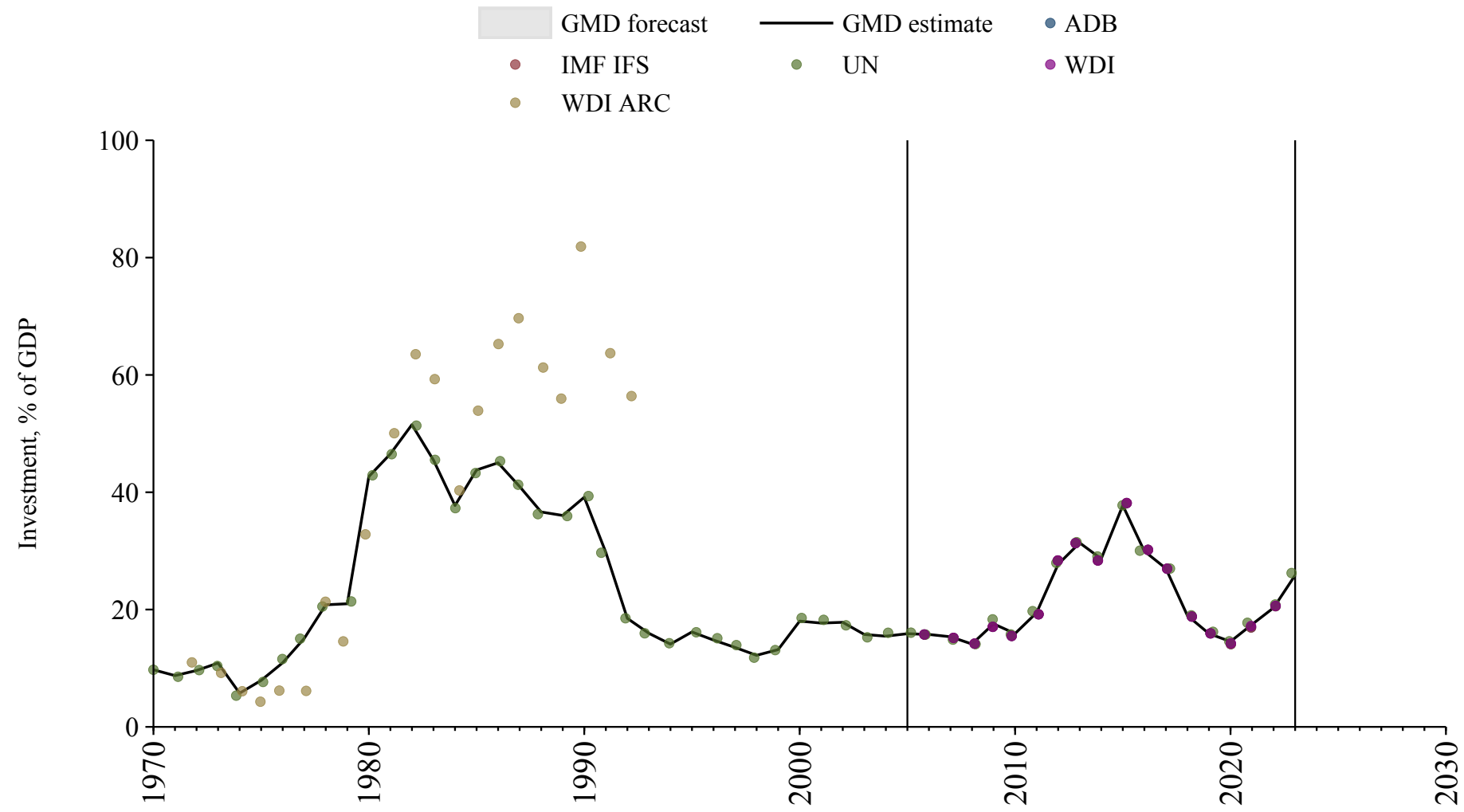
# Greenland

Source	Time span	Notes
<a href="#">United Nations (2024)</a>	1970 - 2023	Baseline source, overlaps with base year 2018.



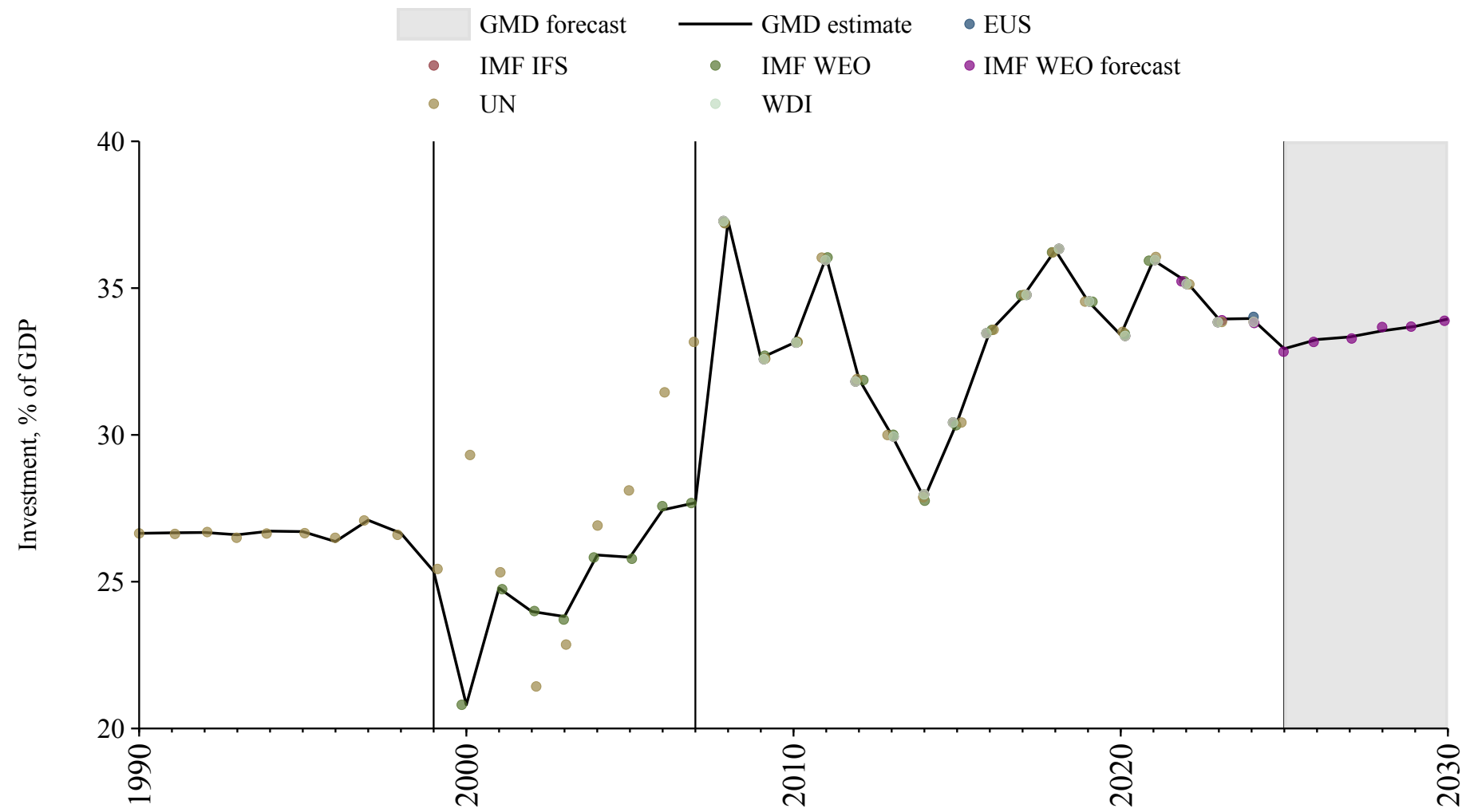
# Kiribati

Source	Time span	Notes
<a href="#">United Nations (2024)</a>	1970 - 2005	Spliced using overlapping data in 2006.
<a href="#">Asian Development Bank (2024)</a>	2006 - 2022	Baseline source, overlaps with base year 2018.
<a href="#">United Nations (2024)</a>	2023 - 2023	Spliced using overlapping data in 2024.



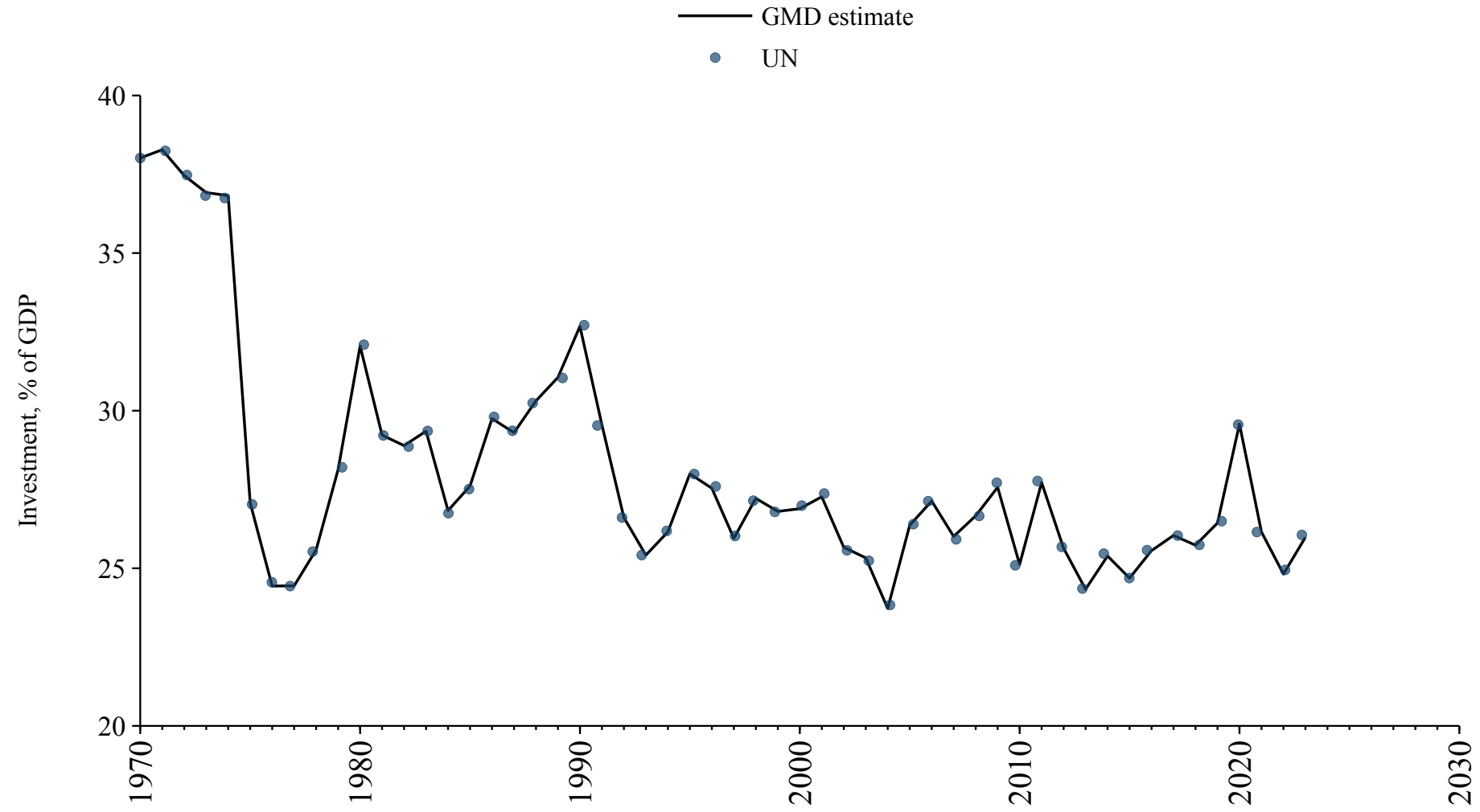
## Kosovo

Source	Time span	Notes
<a href="#">United Nations (2024)</a>	1990 - 1999	Spliced using overlapping data in 2000.
<a href="#">WEO (2024a)</a>	2000 - 2007	Spliced using overlapping data in 2008.
<a href="#">Commission (2024)</a>	2008 - 2024	Baseline source, overlaps with base year 2018.
<a href="#">WEO (2024b)</a>	2025 - 2030	Spliced using overlapping data in 2031.



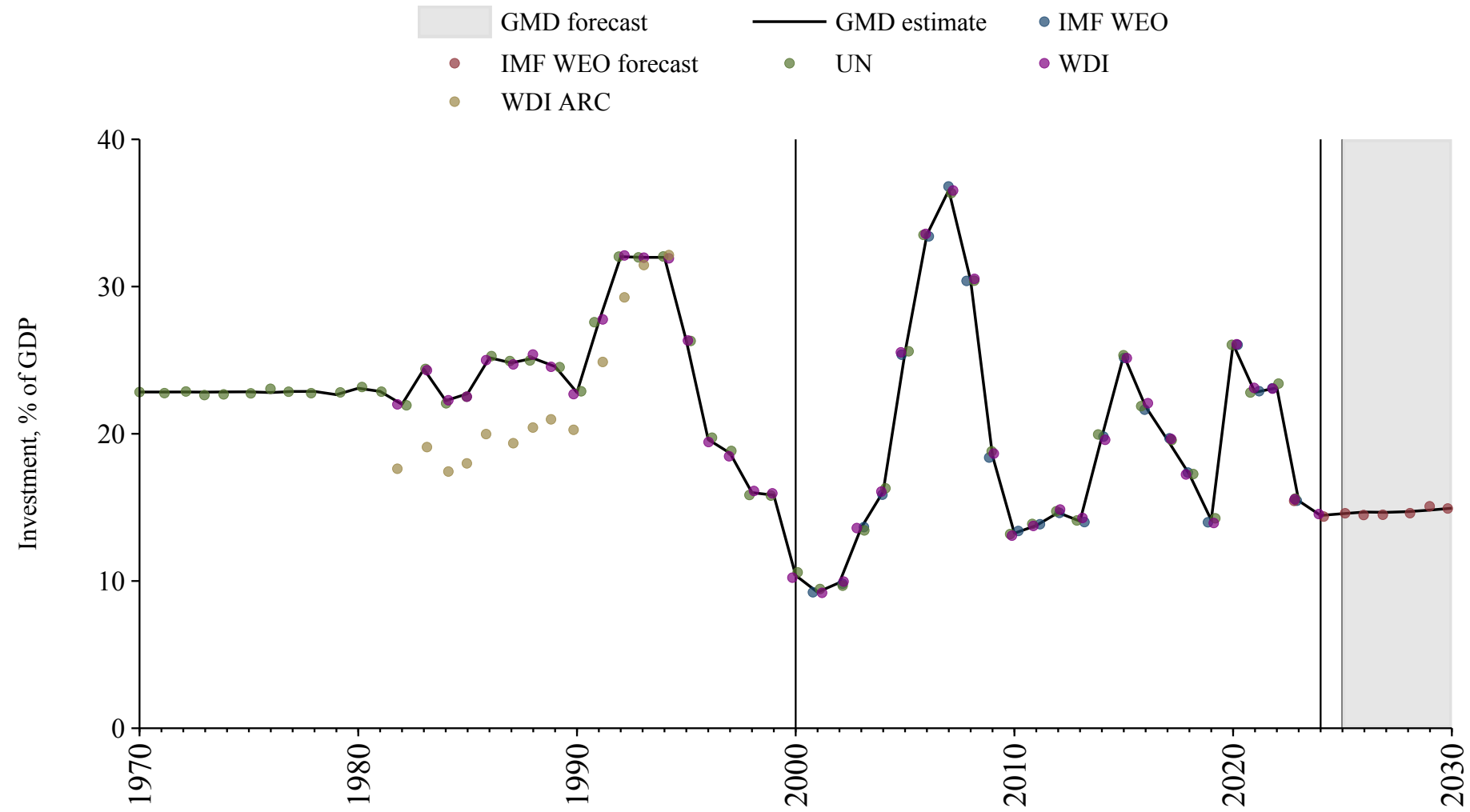
# Liechtenstein

Source	Time span	Notes
<a href="#">United Nations (2024)</a>	1970 - 2023	Baseline source, overlaps with base year 2018.



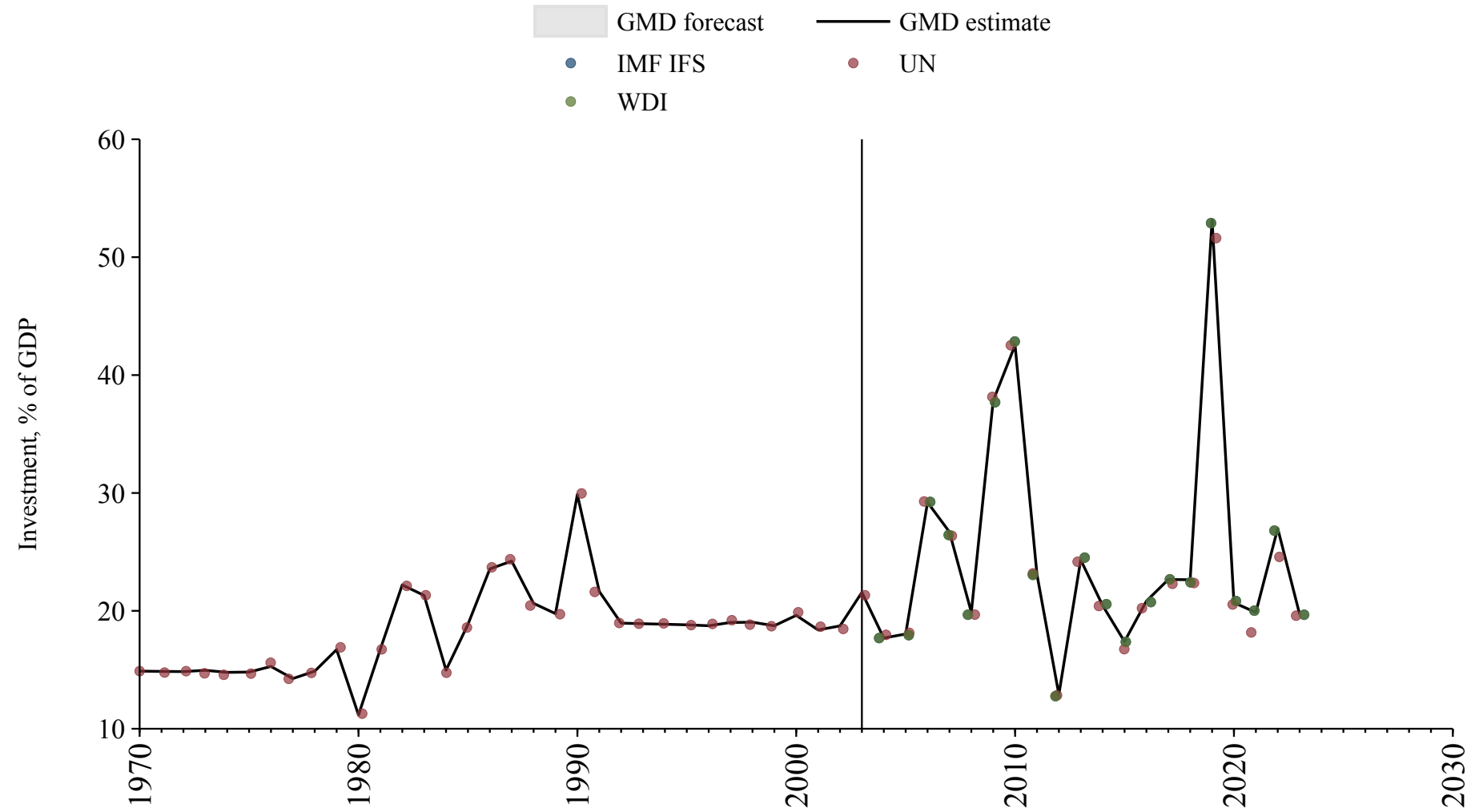
# Macau

Source	Time span	Notes
<a href="#">United Nations (2024)</a>	1970 - 2000	Spliced using overlapping data in 2001.
<a href="#">WEO (2024a)</a>	2001 - 2023	Baseline source, overlaps with base year 2018.
<a href="#">World Bank (2024)</a>	2024 - 2024	Spliced using overlapping data in 2025.
<a href="#">WEO (2024b)</a>	2025 - 2030	Spliced using overlapping data in 2031.



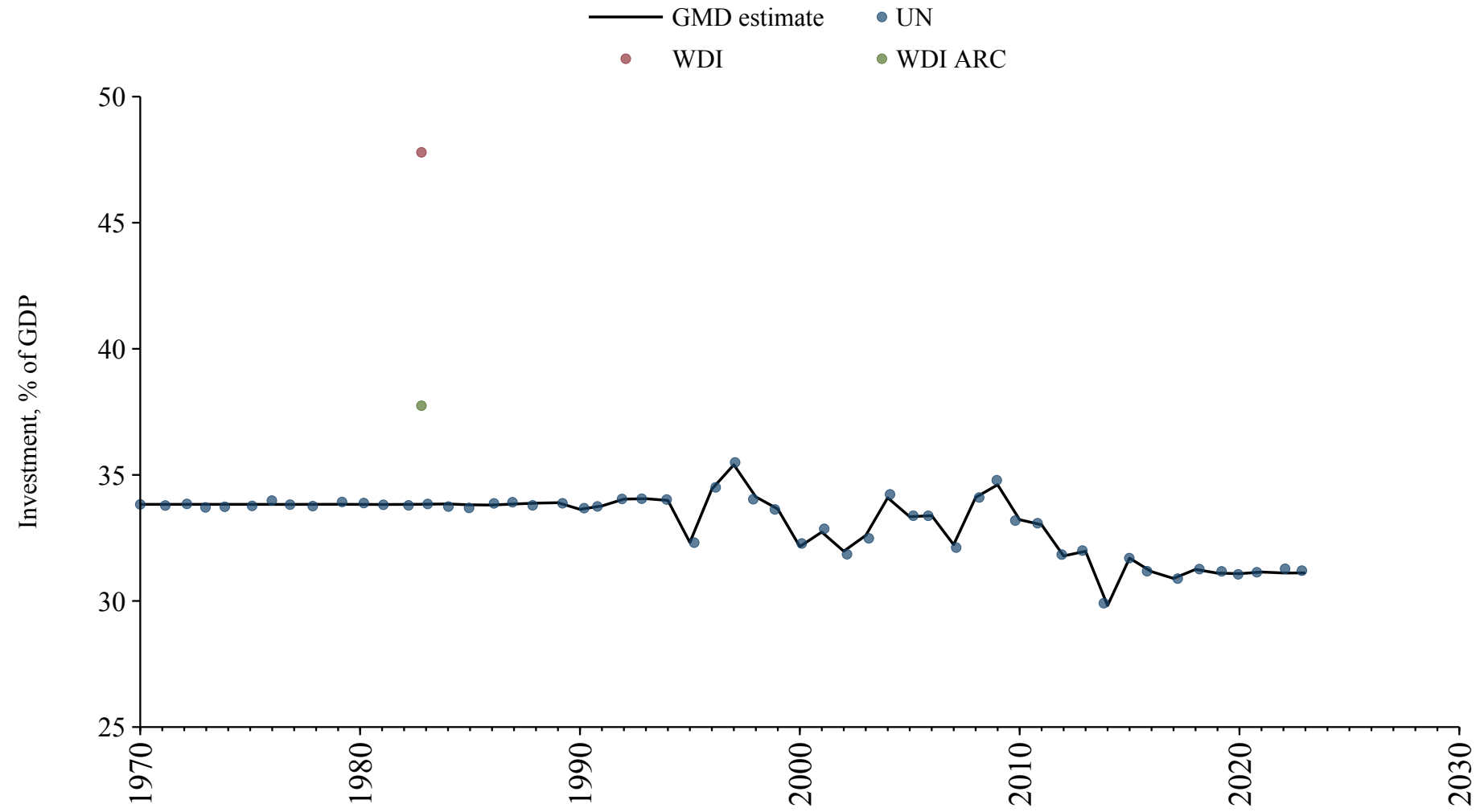
## Marshall Islands

Source	Time span	Notes
<a href="#">United Nations (2024)</a>	1970 - 2003	Spliced using overlapping data in 2004.
<a href="#">International Monetary Fund (2025)</a>	2004 - 2023	Baseline source, overlaps with base year 2018.



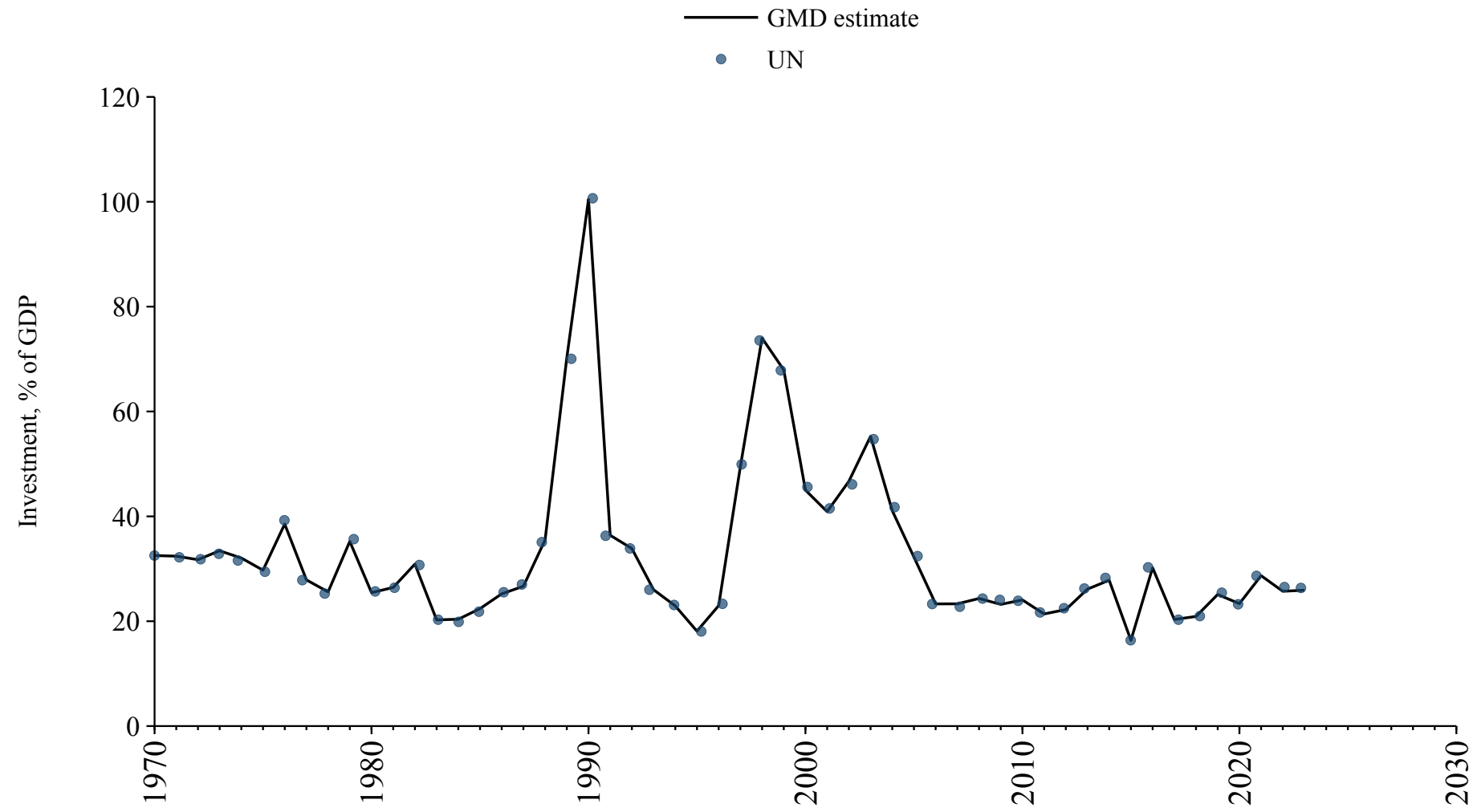
## Micronesia (Federated States of)

Source	Time span	Notes
<a href="#">United Nations (2024)</a>	1970 - 2023	Baseline source, overlaps with base year 2018.



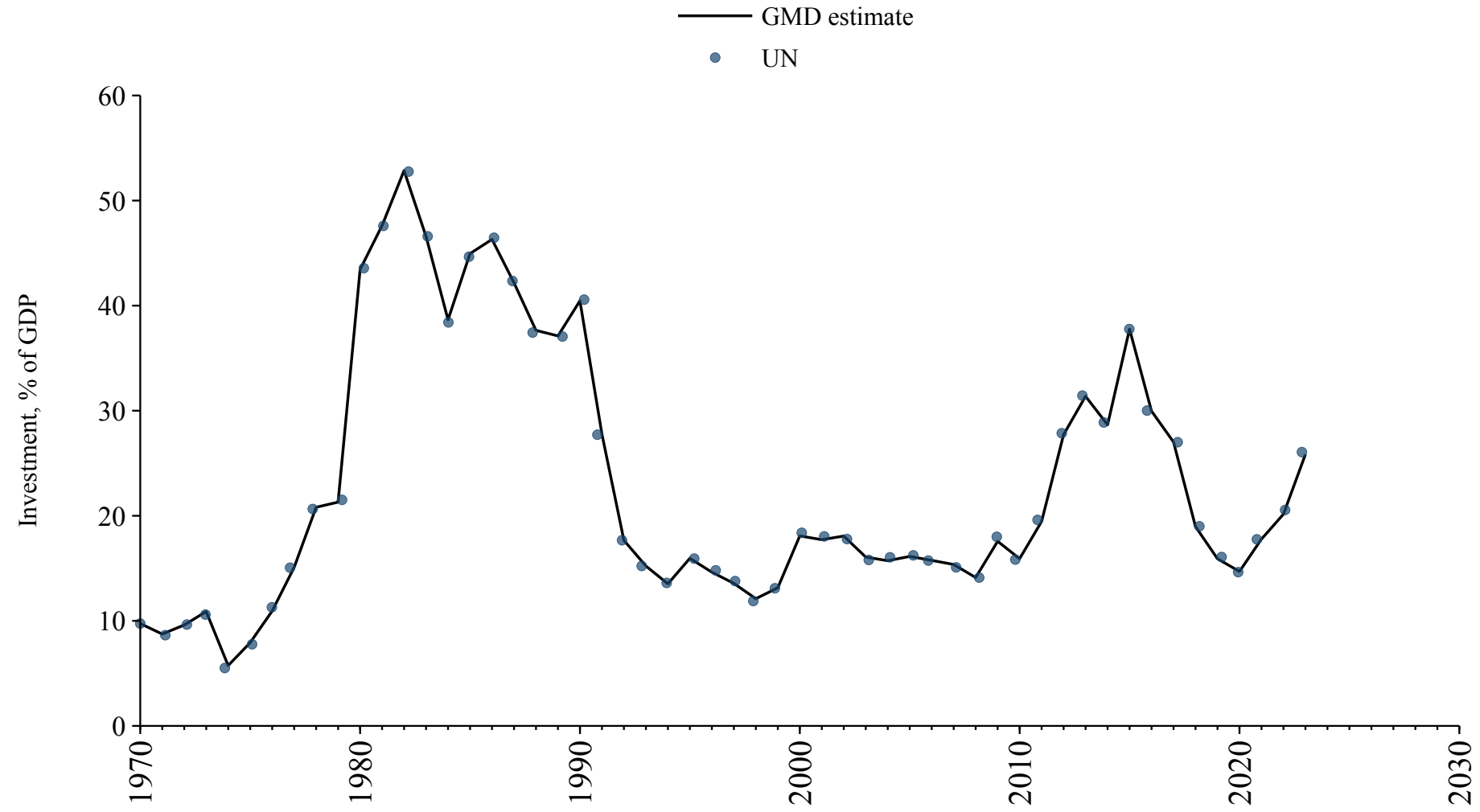
## Montserrat

Source	Time span	Notes
<a href="#">United Nations (2024)</a>	1970 - 2023	Baseline source, overlaps with base year 2018.



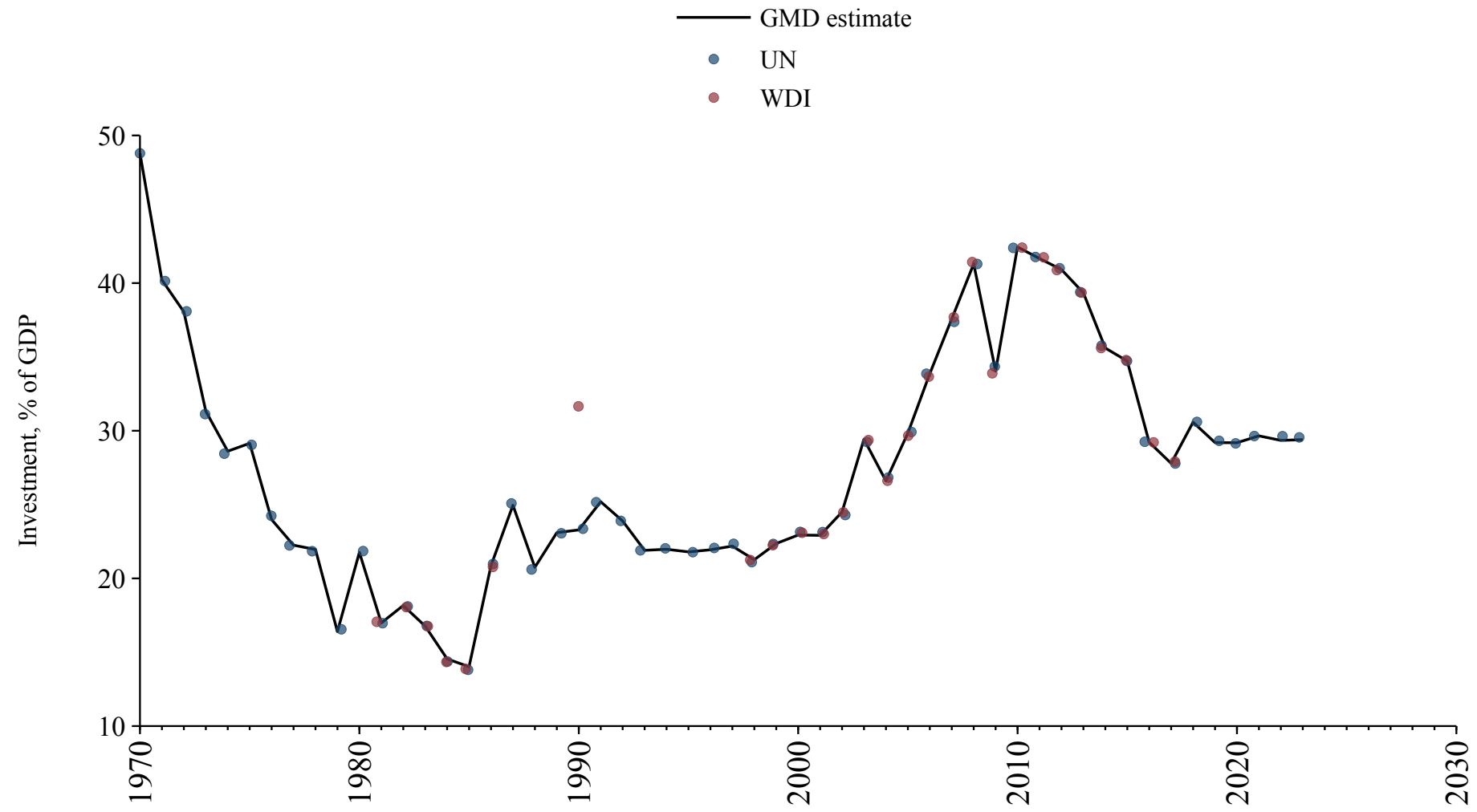
# Nauru

Source	Time span	Notes
<a href="#">United Nations (2024)</a>	1970 - 2023	Baseline source, overlaps with base year 2018.



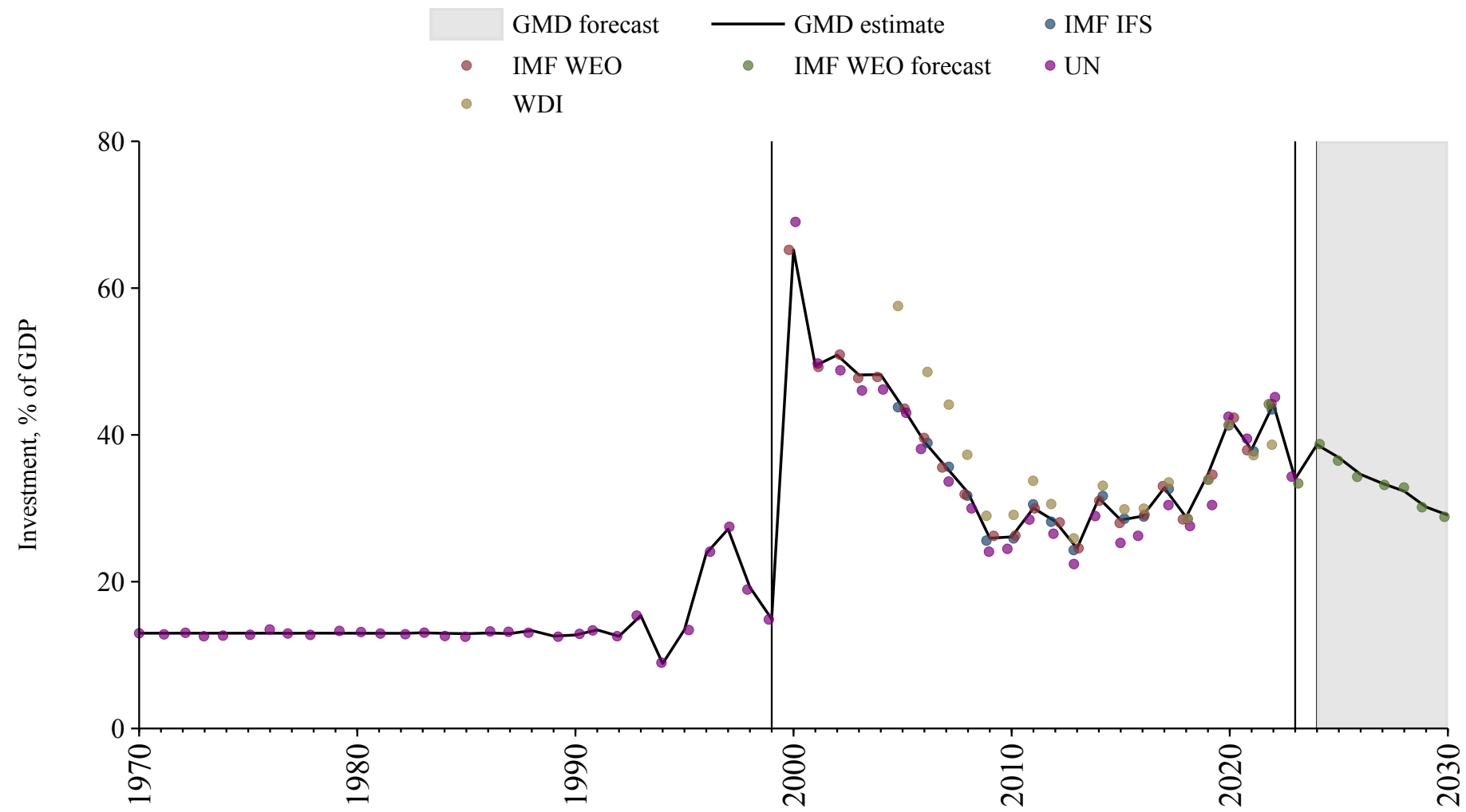
# New Caledonia

Source	Time span	Notes
<a href="#">United Nations (2024)</a>	1970 - 2023	Baseline source, overlaps with base year 2018.



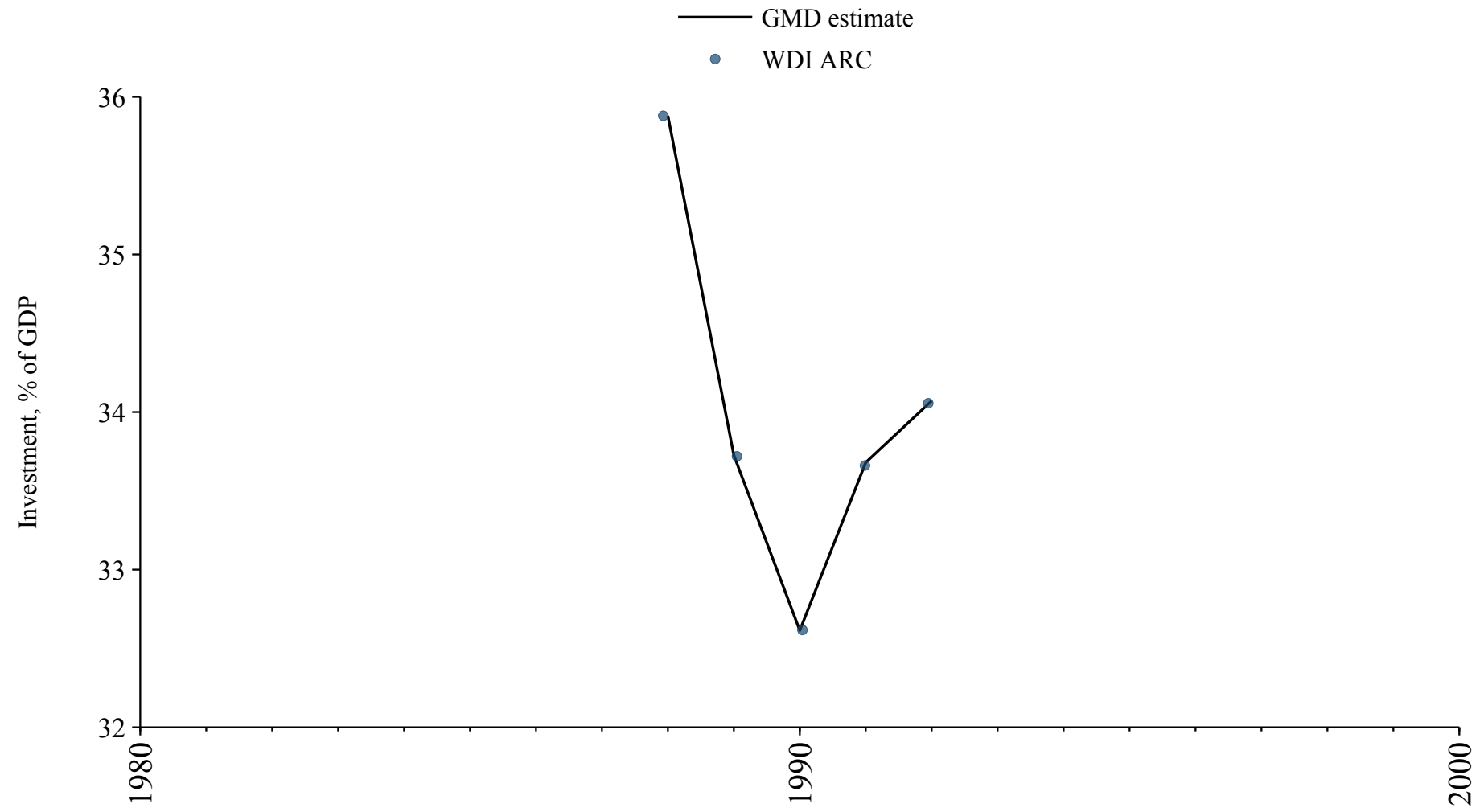
## Palau

Source	Time span	Notes
<a href="#">United Nations (2024)</a>	1970 - 1999	Spliced using overlapping data in 2000.
<a href="#">WEO (2024a)</a>	2000 - 2022	Baseline source, overlaps with base year 2018.
<a href="#">United Nations (2024)</a>	2023 - 2023	Spliced using overlapping data in 2024.
<a href="#">WEO (2024b)</a>	2024 - 2030	Spliced using overlapping data in 2031.



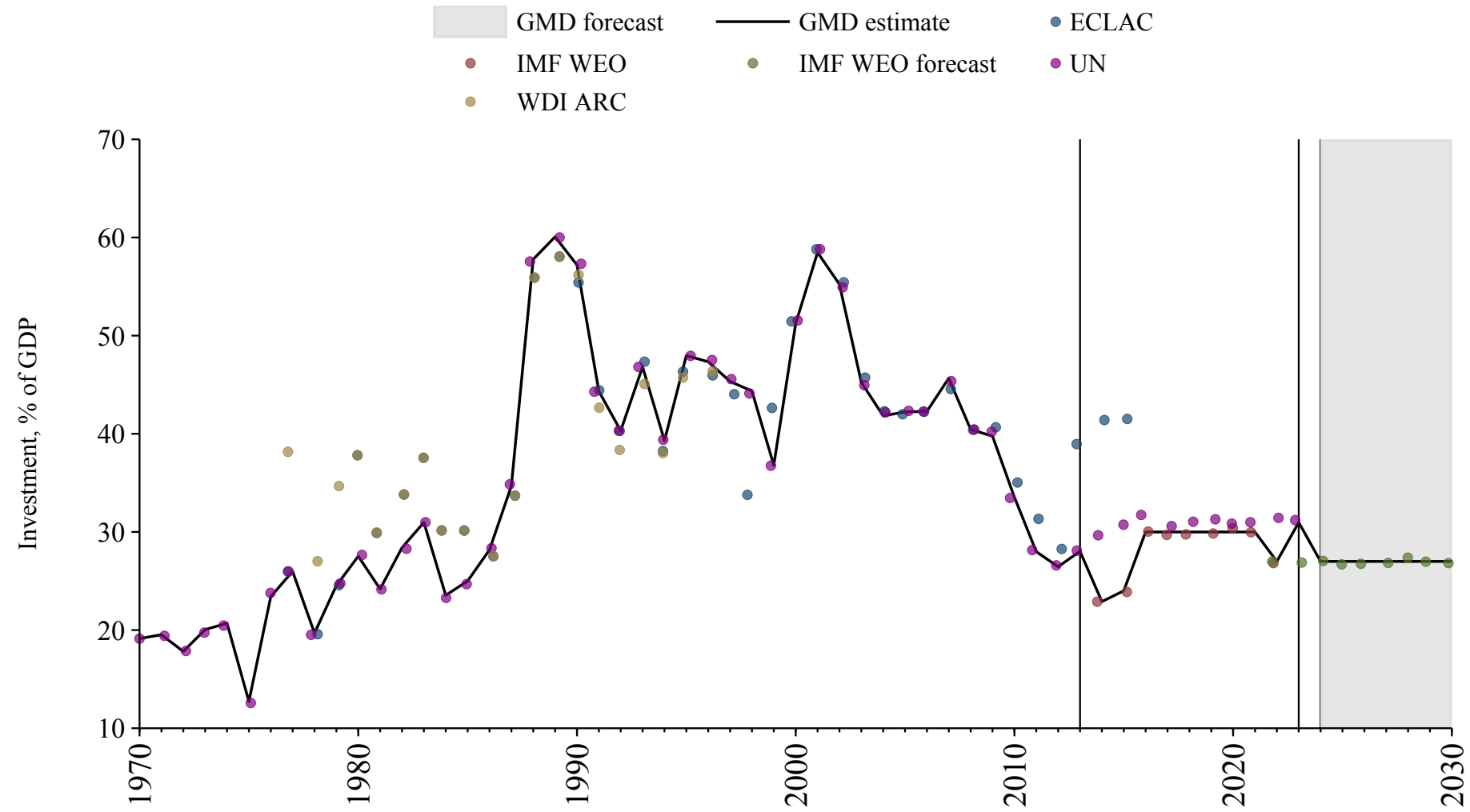
## Réunion

Source	Time span	Notes
<a href="#">World Bank (Archives) (1999)</a>	1988 - 1992	Spliced using overlapping data in 1993.



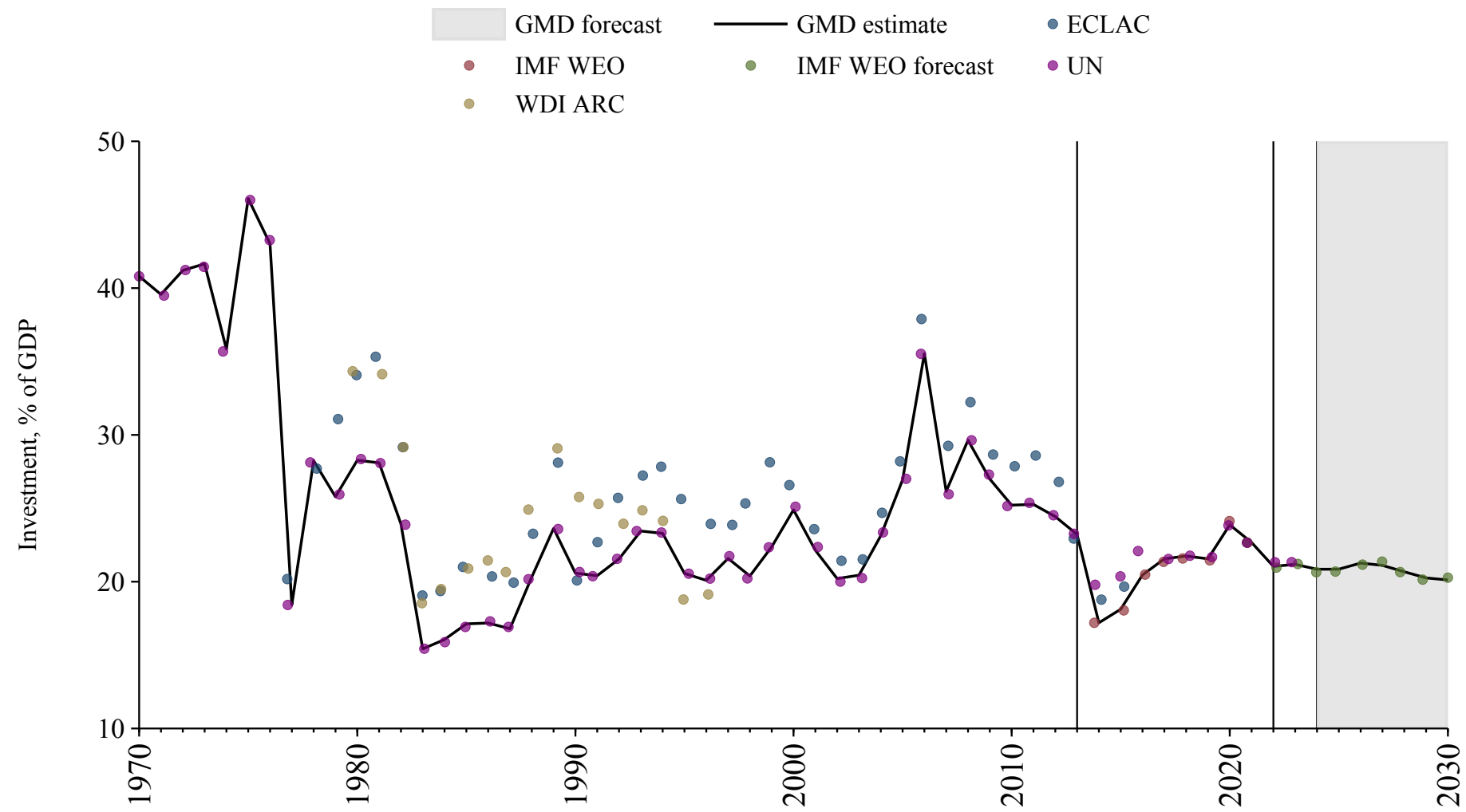
## Saint Kitts and Nevis

Source	Time span	Notes
<a href="#">United Nations (2024)</a>	1970 - 2013	Spliced using overlapping data in 2014.
<a href="#">WEO (2024a)</a>	2014 - 2022	Baseline source, overlaps with base year 2018.
<a href="#">United Nations (2024)</a>	2023 - 2023	Spliced using overlapping data in 2024.
<a href="#">WEO (2024b)</a>	2024 - 2030	Spliced using overlapping data in 2031.



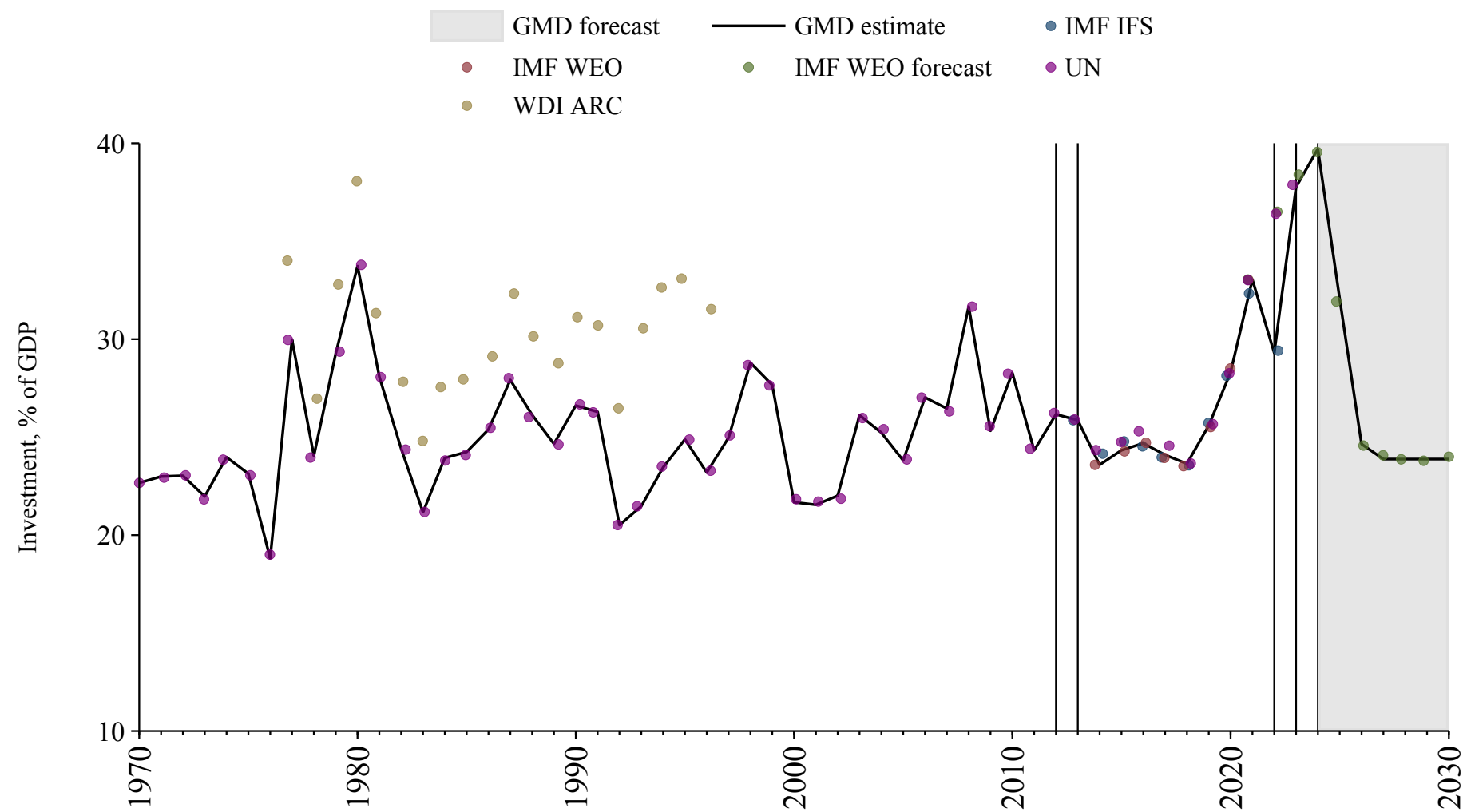
## Saint Lucia

Source	Time span	Notes
<a href="#">United Nations (2024)</a>	1970 - 2013	Spliced using overlapping data in 2014.
<a href="#">WEO (2024a)</a>	2014 - 2021	Baseline source, overlaps with base year 2018.
<a href="#">United Nations (2024)</a>	2022 - 2023	Spliced using overlapping data in 2024.
<a href="#">WEO (2024b)</a>	2024 - 2030	Spliced using overlapping data in 2031.



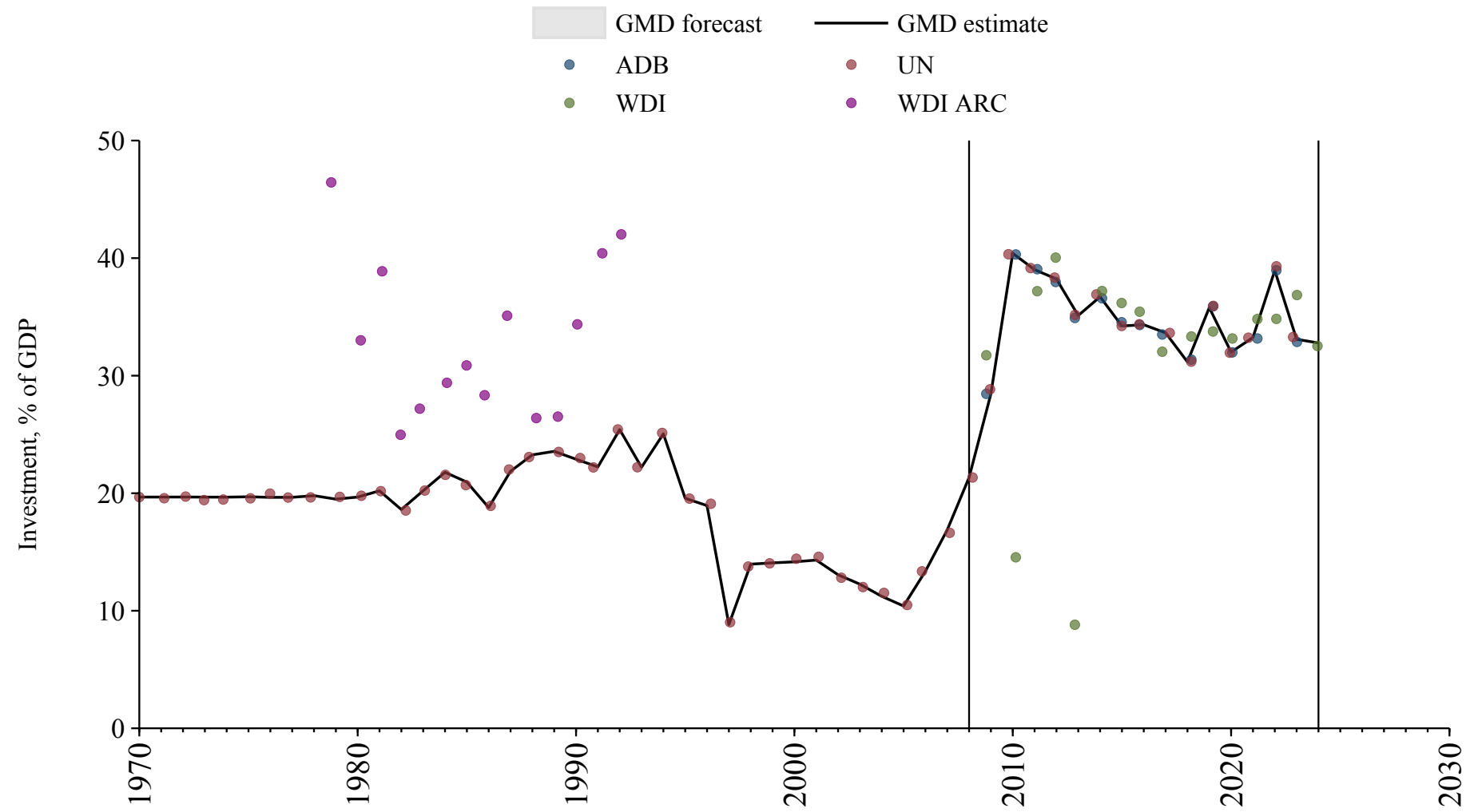
## Saint Vincent and the Grenadines

Source	Time span	Notes
<a href="#">United Nations (2024)</a>	1970 - 2012	Spliced using overlapping data in 2013.
<a href="#">International Monetary Fund (2025)</a>	2013 - 2013	Spliced using overlapping data in 2014.
<a href="#">WEO (2024a)</a>	2014 - 2021	Baseline source, overlaps with base year 2018.
<a href="#">International Monetary Fund (2025)</a>	2022 - 2022	Spliced using overlapping data in 2023.
<a href="#">United Nations (2024)</a>	2023 - 2023	Spliced using overlapping data in 2024.
<a href="#">WEO (2024b)</a>	2024 - 2030	Spliced using overlapping data in 2031.



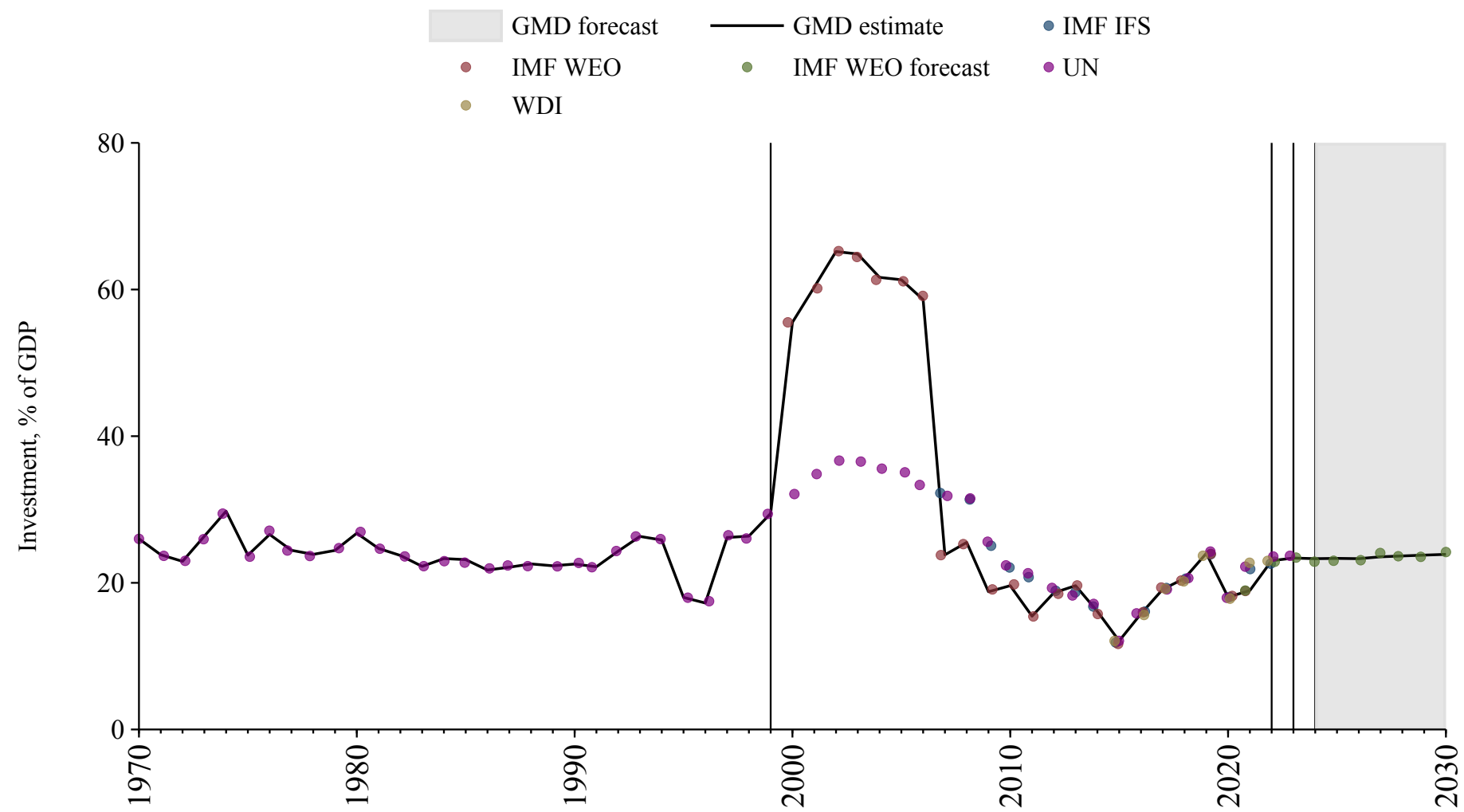
## Samoa

Source	Time span	Notes
<a href="#">United Nations (2024)</a>	1970 - 2008	Spliced using overlapping data in 2009.
<a href="#">Asian Development Bank (2024)</a>	2009 - 2023	Baseline source, overlaps with base year 2018.
<a href="#">World Bank (2024)</a>	2024 - 2024	Spliced using overlapping data in 2025.



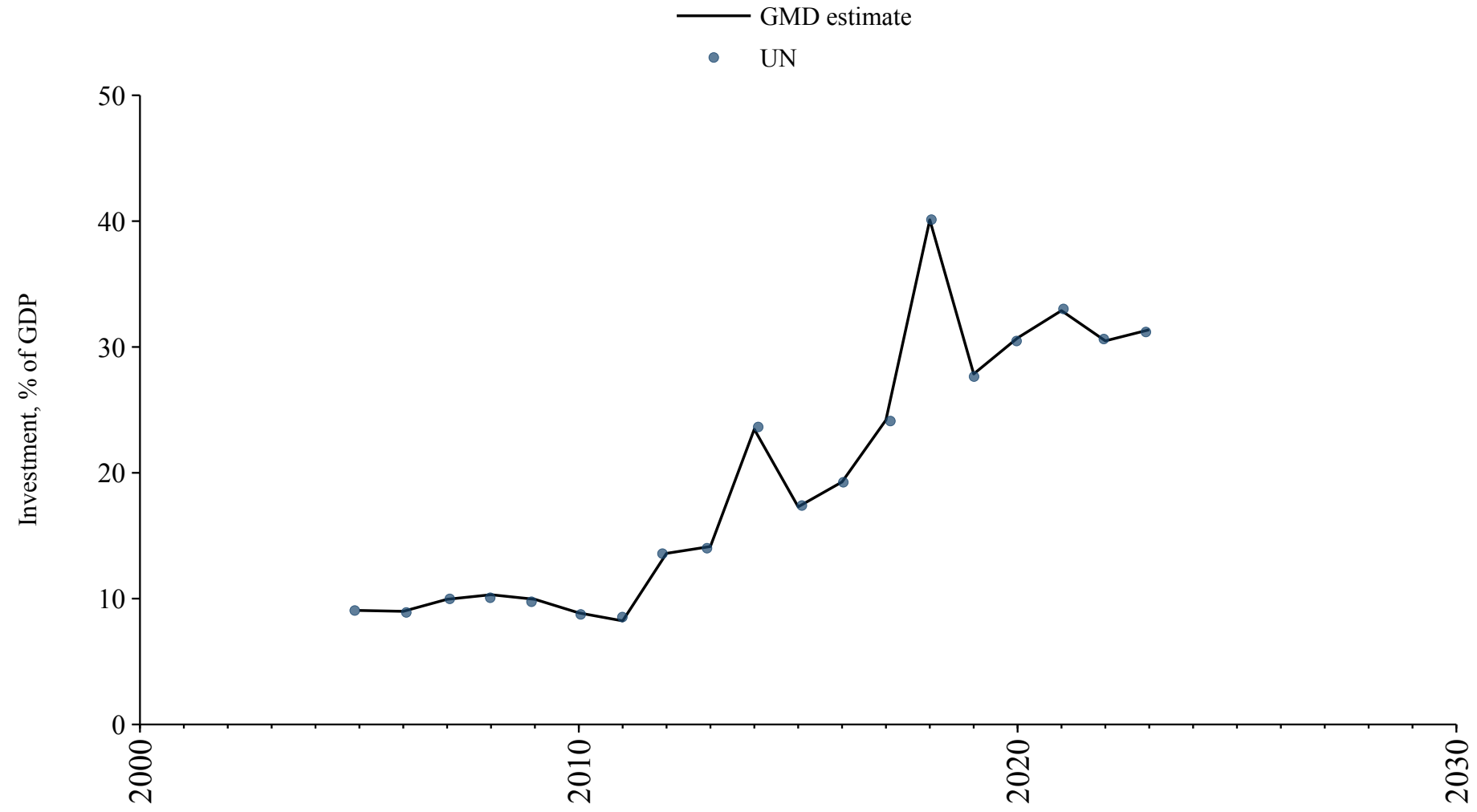
## San Marino

Source	Time span	Notes
<a href="#">United Nations (2024)</a>	1970 - 1999	Spliced using overlapping data in 2000.
<a href="#">WEO (2024a)</a>	2000 - 2021	Baseline source, overlaps with base year 2018.
<a href="#">International Monetary Fund (2025)</a>	2022 - 2022	Spliced using overlapping data in 2023.
<a href="#">United Nations (2024)</a>	2023 - 2023	Spliced using overlapping data in 2024.
<a href="#">WEO (2024b)</a>	2024 - 2030	Spliced using overlapping data in 2031.



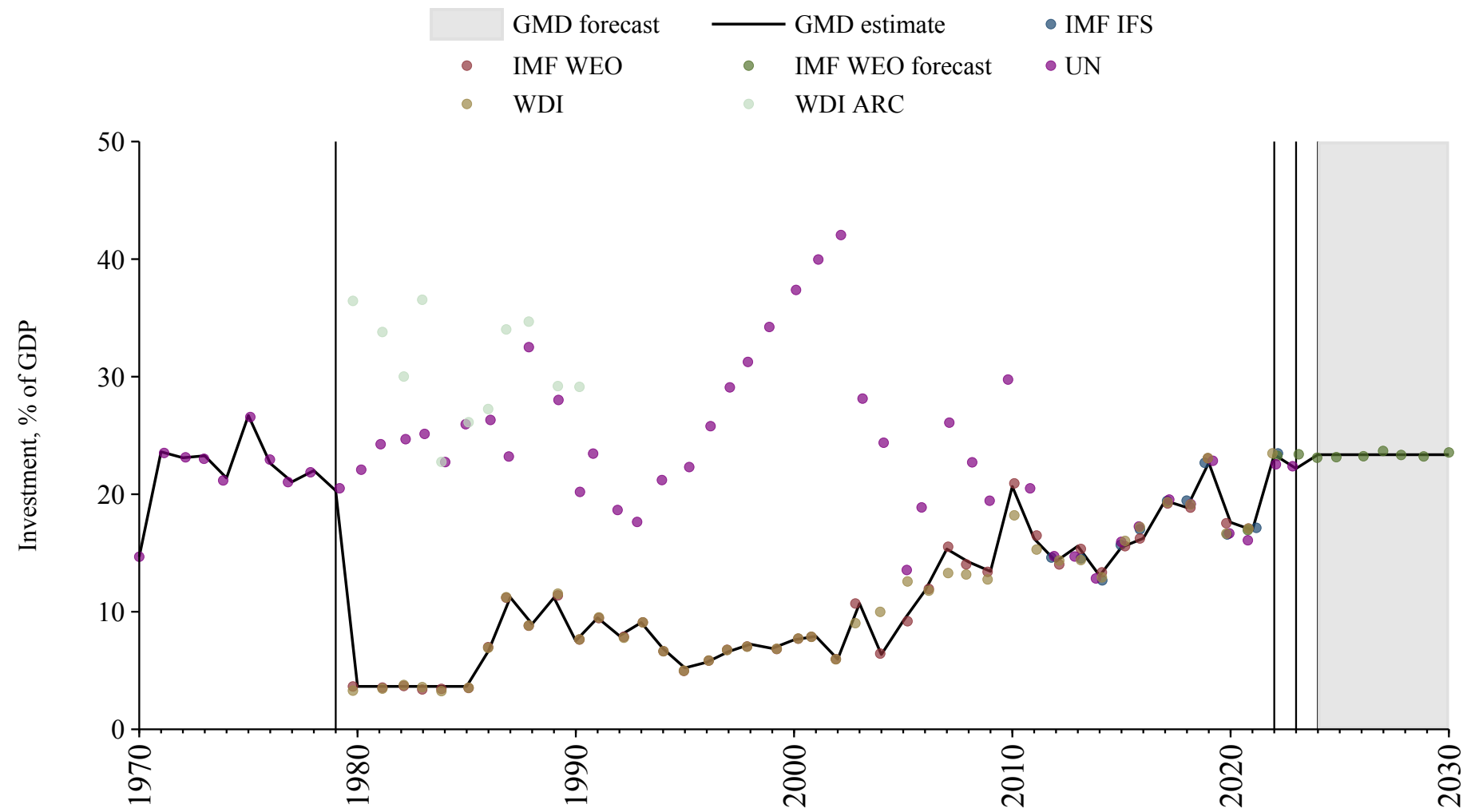
## Sint Maarten

Source	Time span	Notes
<a href="#">United Nations (2024)</a>	2005 - 2023	Baseline source, overlaps with base year 2018.



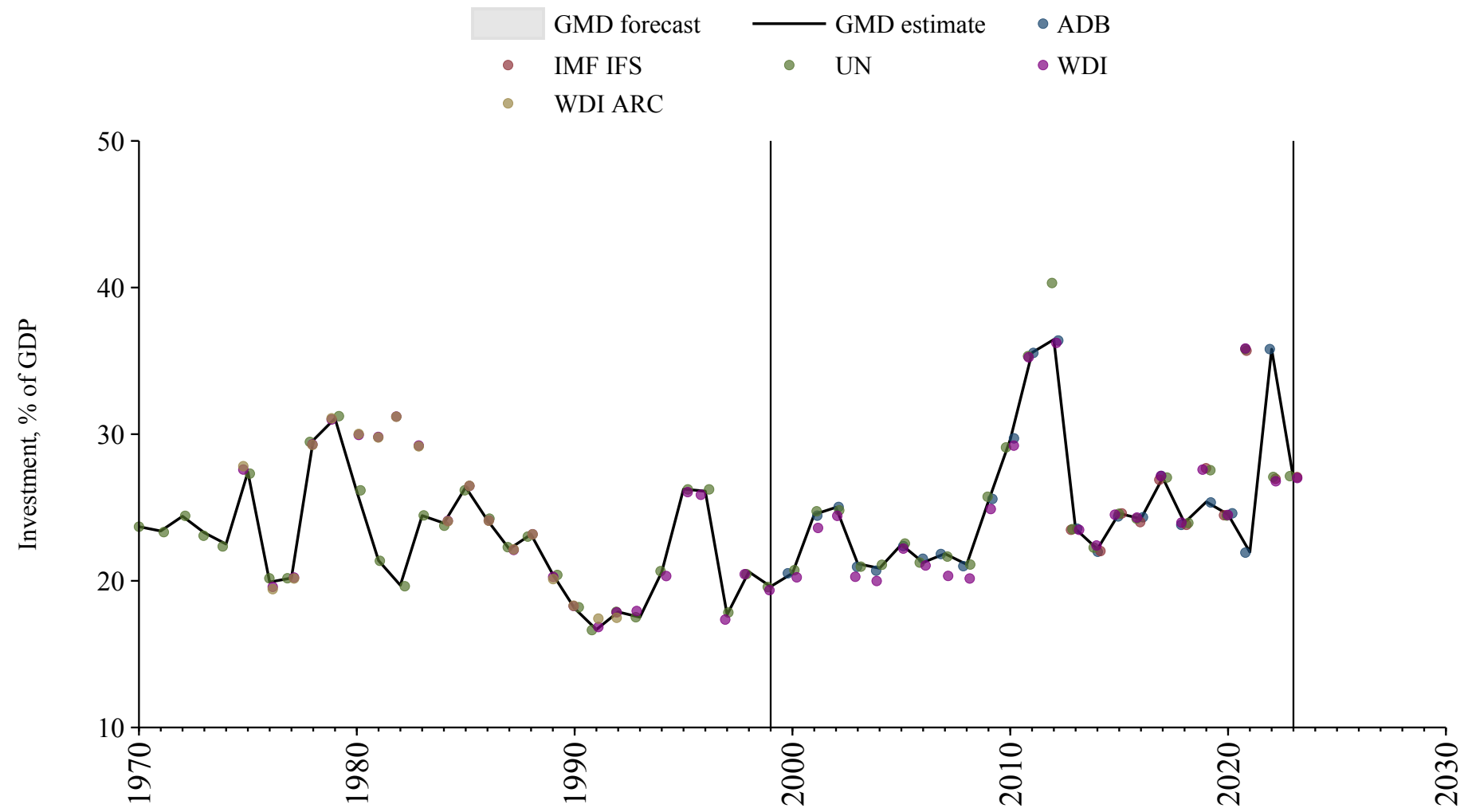
## Solomon Islands

Source	Time span	Notes
<a href="#">United Nations (2024)</a>	1970 - 1979	Spliced using overlapping data in 1980.
<a href="#">WEO (2024a)</a>	1980 - 2021	Baseline source, overlaps with base year 2018.
<a href="#">International Monetary Fund (2025)</a>	2022 - 2022	Spliced using overlapping data in 2023.
<a href="#">United Nations (2024)</a>	2023 - 2023	Spliced using overlapping data in 2024.
<a href="#">WEO (2024b)</a>	2024 - 2030	Spliced using overlapping data in 2031.



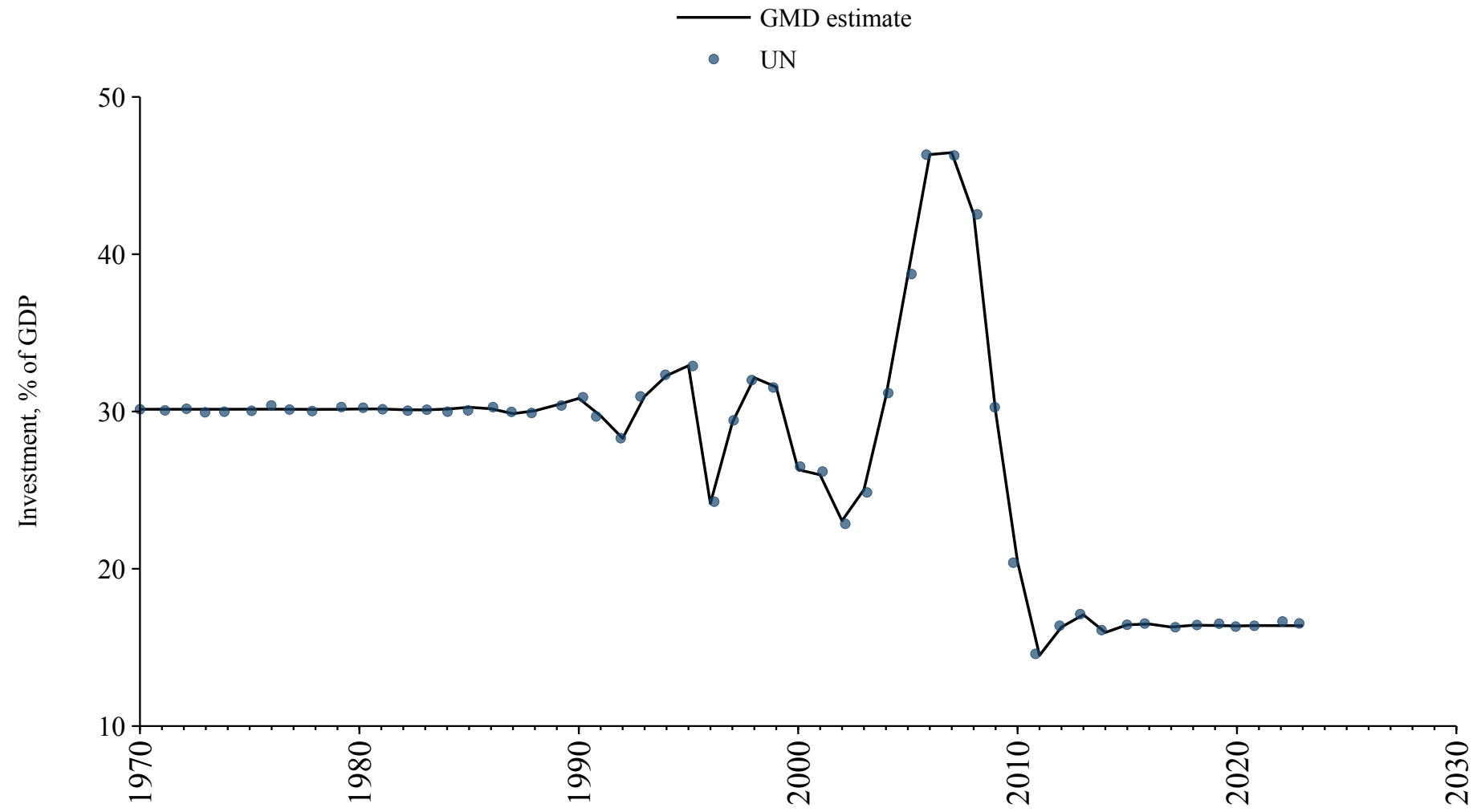
# Tonga

Source	Time span	Notes
<a href="#">United Nations (2024)</a>	1970 - 1999	Spliced using overlapping data in 2000.
<a href="#">Asian Development Bank (2024)</a>	2000 - 2022	Baseline source, overlaps with base year 2018.
<a href="#">International Monetary Fund (2025)</a>	2023 - 2023	Spliced using overlapping data in 2024.



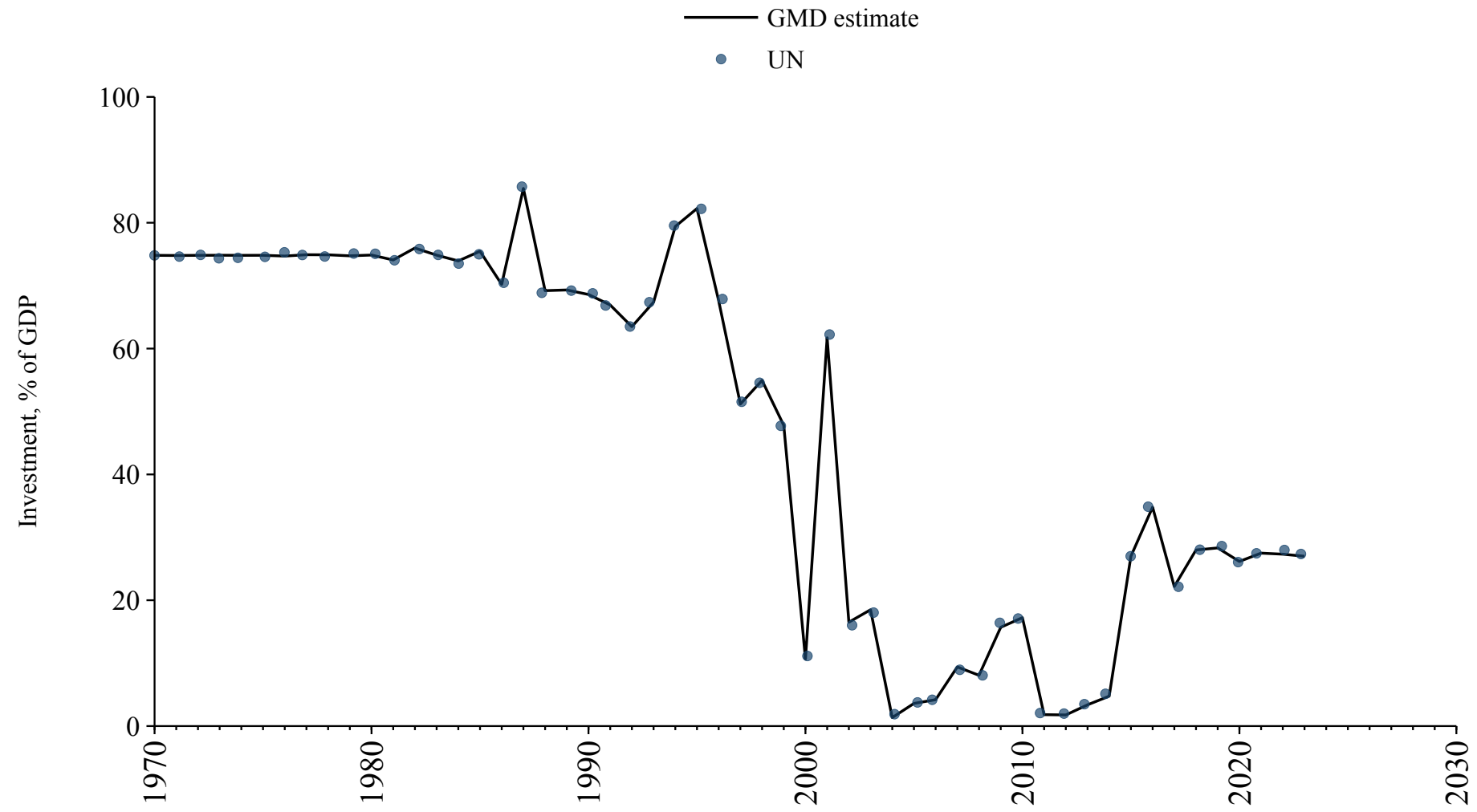
## Turks and Caicos Islands

Source	Time span	Notes
<a href="#">United Nations (2024)</a>	1970 - 2023	Baseline source, overlaps with base year 2018.



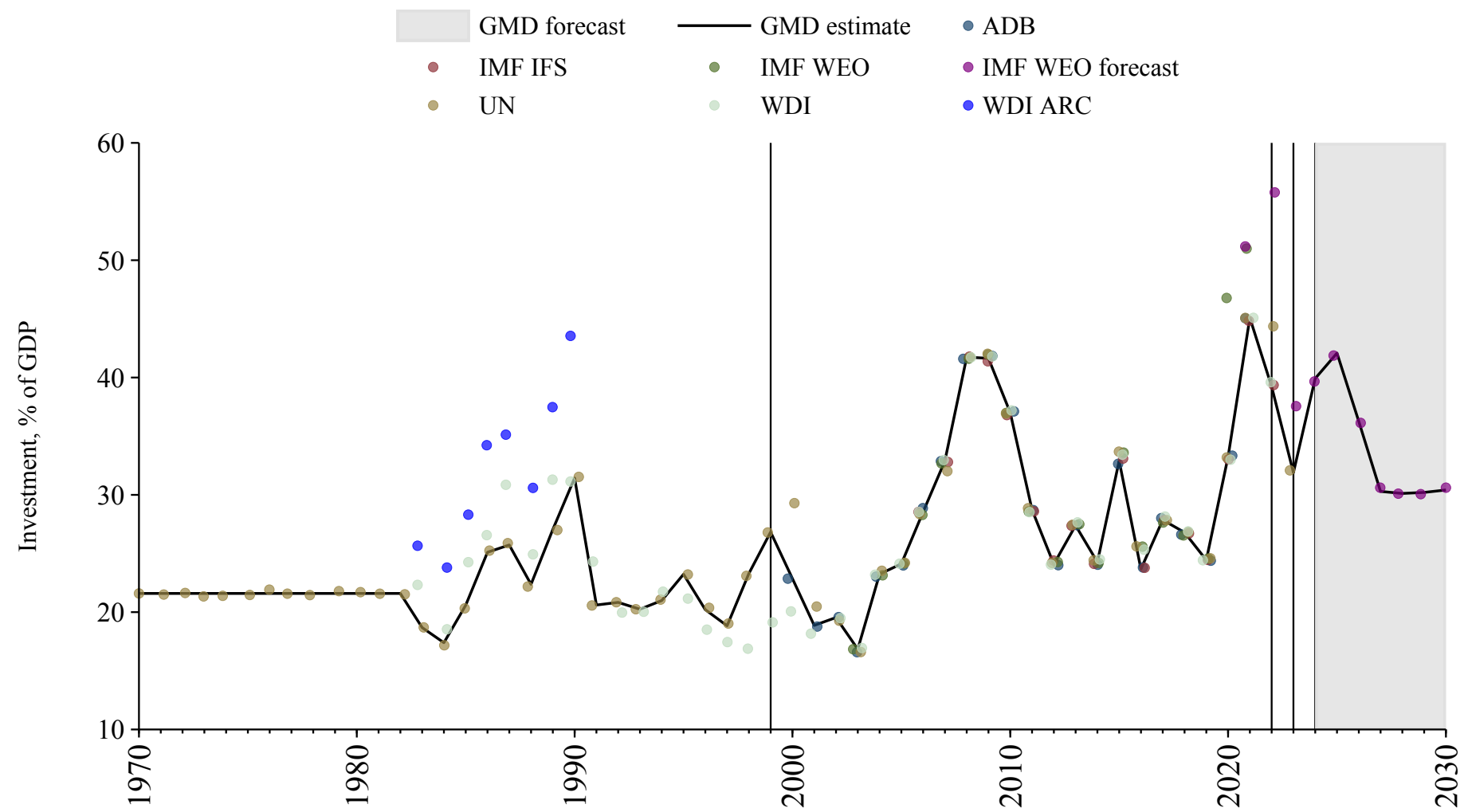
## Tuvalu

Source	Time span	Notes
<a href="#">United Nations (2024)</a>	1970 - 2023	Baseline source, overlaps with base year 2018.



## Vanuatu

Source	Time span	Notes
<a href="#">United Nations (2024)</a>	1970 - 1999	Spliced using overlapping data in 2000.
<a href="#">Asian Development Bank (2024)</a>	2000 - 2021	Baseline source, overlaps with base year 2018.
<a href="#">International Monetary Fund (2025)</a>	2022 - 2022	Spliced using overlapping data in 2023.
<a href="#">United Nations (2024)</a>	2023 - 2023	Spliced using overlapping data in 2024.
<a href="#">WEO (2024b)</a>	2024 - 2030	Spliced using overlapping data in 2031.



## References

### References

- K. Abildgren. *A Chart & Data Book on the Monetary and Financial History of Denmark*. 2017. URL <https://sites.google.com/view/kim-abildgren/historical-statistics>. Accessed: 2024-06-24.
- Arab Monetary Fund. Arab Economic Database, 2024. URL <https://www.amf.org.ae/ar>. Accessed: 2024-07-10.
- Asian Development Bank. Key Indicators Database (KIDB), 2024. URL <https://kidb.adb.org>.
- Alberto Baffigi. National accounts, 1861-2011. In Gianni Toniolo, editor, *The Oxford Handbook of the Italian Economy Since Unification*, chapter 2, pages 157–186. Oxford University Press, Oxford, 2013. doi: 10.1093/oxfordhb/9780199936694.001.0001. URL <https://www.bancaditalia.it/pubblicazioni/quaderni-storia/2011-0018/index.html>. Dataset: La contabilità nazionale dell'Italia, 1861-2011. Accessed: 2024-07-04.
- Banco de España. Catálogo de series históricas seleccionadas, 2021. URL <https://repositorio.bde.es/handle/123456789/15655>. [dataset].
- Banque centrale des États de l'Afrique de l'Ouest. Banque centrale des États de l'Afrique de l'Ouest, 2024. URL <https://www.bceao.int/>. Accessed: 2024-07-15.
- Susan B Carter, Scott Sigmund Gartner, Michael R Haines, Alan L Olmstead, Richard Sutch, Gavin Wright, et al. *Historical Statistics of the United States: Millennial Edition*, volume 3. Cambridge University Press New York, 2006.
- European Commission. Eurostat data explorer, 2024. URL [https://ec.europa.eu/eurostat/databrowser/explore/all/all\\_themes](https://ec.europa.eu/eurostat/databrowser/explore/all/all_themes). Accessed: 2024-04-23.
- Economic Commission for Latin America and the Caribbean. Economic commission for latin america and the caribbean, 2024. URL <https://www.cepal.org/en>. Accessed: 2024-06-18.
- European Commission. AMECO Database, 2024. URL [https://economy-finance.ec.europa.eu/economic-research-and-databases/economic-databases/ameco-database\\_en](https://economy-finance.ec.europa.eu/economic-research-and-databases/economic-databases/ameco-database_en).
- Statistics Iceland. *HagskinnaIcelandic Historical Statistics from the 17th Century to 1990*. Hagstofa Íslands, Reykjavík, 1997. URL <https://baekur.is/bok/8f318e69-dc49-4a9f-a8ec-805b2352bad0>. Accessed: 2024-07-08.
- Institute of Economic Research, Hitotsubashi University. Asian Historical Statistics: Basic Data for Asian Economic History, 2008. URL <http://www.ier.hit-u.ac.jp/English/database/db.html>.
- International Monetary Fund. Imf data portal. <https://data.imf.org/>, 2025. Accessed: 2025-09-22.
- M. T. Jones and M. Obstfeld. Saving, investment, and gold, 1997. URL <https://www.nber.org/research/data/jones-obstfeld-saving-investment-and-gold-data-13-countries>. Accessed: 2024-06-07.
- Òscar Jordà, Moritz Schularick, and Alan M Taylor. Macrofinancial history and the new business cycle facts. *NBER macroeconomics annual*, 31(1):213–263, 2017.
- Brian Mitchell. *International Historical Statistics*. International Historical Statistics. Palgrave Macmillan London, 1 edition, 2013. ISBN 978-1-137-30568-8. doi: 10.1057/978-1-137-30568-8. URL <https://doi.org/10.1057/978-1-137-30568-8>.
- OECD Economic Outlook. Oecd economic outlook data, 2024. URL <https://www.oecd.org/en/topics/sub-issues/economic-outlook.html>. Accessed on 2024-06-05.
- Statistics Canada. Historical statistics of canada: Section f: Gross national product, the capital stock, and productivity. URL <https://www150.statcan.gc.ca/n1/pub/11-516-x/sectionf/4057751-eng.htm>. In Historical Statistics of Canada. Accessed October 02, 2024.
- United Nations. World population prospects 2024, online edition, 2024. URL <https://population.un.org/wpp/>. Accessed: 2024-02-02.
- WEO. World economic outlook database, 2024a. URL <https://www.imf.org/en/Publications/WEO>. Accessed: 2024-08-05.
- WEO. World economic outlook database, 2024b. URL <https://www.imf.org/en/Publications/WEO>. Accessed: 2024-08-05.
- World Bank. World development indicators, 2024. URL <https://data.worldbank.org/indicator>. Accessed: 2024-04-21.
- World Bank (Archives). World development indicators, 1999. URL <https://data.worldbank.org/indicator>. Accessed: 2024-07-21.