

# Long-term Interest Rate

*in %*

---

RELEASE

2026\_07

COVERAGE

1727 – 2026

## LONG-TERM INTEREST RATE (%)

---

Angola	6
Argentina	7
Armenia	8
Australia	9
Austria	10
Bangladesh	11
Belgium	12
Benin	13
Botswana	14
Brazil	15
Bulgaria	16
Burkina Faso	17
Canada	18
Chile	19
China	20
Colombia	21
Costa Rica	22
Croatia	23
Cyprus	24
Czech Republic	25
Denmark	26
Estonia	27
Fiji	28
Finland	29

## LONG-TERM INTEREST RATE (%)

---

France	30
Germany	31
Ghana	32
Greece	33
Hungary	34
Iceland	35
India	36
Indonesia	37
Ireland	38
Israel	39
Italy	40
Ivory Coast	41
Japan	42
Kyrgyzstan	43
Latvia	44
Lithuania	45
Luxembourg	46
Malaysia	47
Maldives	48
Mali	49
Malta	50
Mauritius	51
Mexico	52
Moldova	53

## LONG-TERM INTEREST RATE (%)

---

Mongolia	54
Morocco	55
Myanmar	56
Nepal	57
Netherlands	58
New Zealand	59
Niger	60
Norway	61
Pakistan	62
Papua New Guinea	63
Peru	64
Philippines	65
Poland	66
Portugal	67
Romania	68
Russian Federation	69
Senegal	70
Seychelles	71
Slovakia	72
Slovenia	73
South Africa	74
South Korea	75
Spain	76
Sri Lanka	77

## LONG-TERM INTEREST RATE (%)

---

Sweden	78
Switzerland	79
Thailand	80
Togo	81
Turkey	82
United Kingdom	83
United States	84
Uruguay	85
Venezuela	86
Solomon Islands	87
Vanuatu	88
References	89

# Angola

COVERAGE  
2013–2025UNIT  
in %

## 1 Source composition

SOURCE	CODE	TIME SPAN	NOTES
<a href="#">International Monetary Fund (2025)</a>	IMF IFS	2013 - 2025	Baseline source, overlaps with anchor year 2018.

## 2 Harmonised series

— GMD estimate ● IMF IFS



# Argentina

COVERAGE  
1880-1997

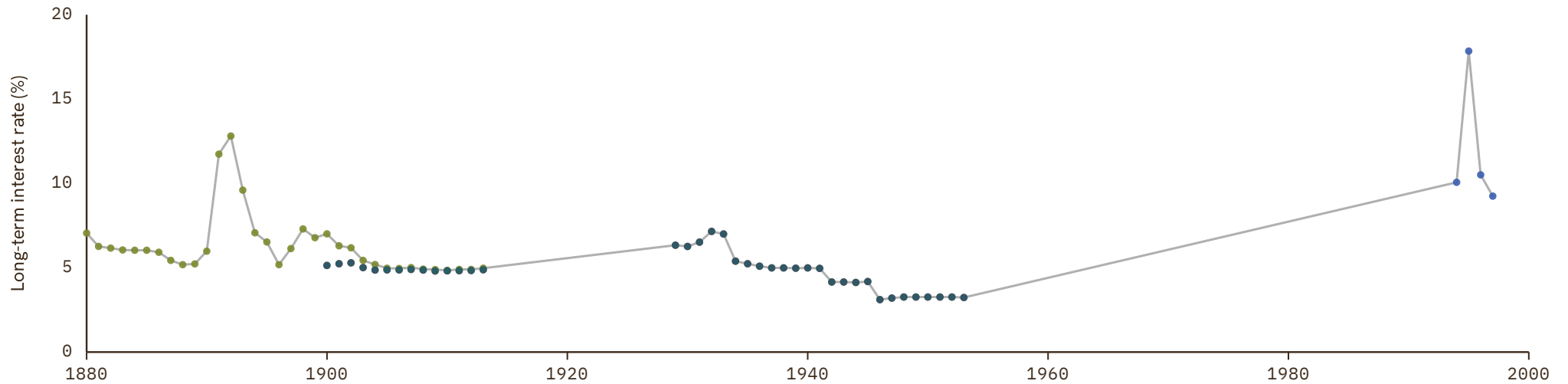
UNIT  
in %

## 1 Source composition

SOURCE	CODE	TIME SPAN	NOTES
<a href="#">Marc Flandreau et al. (2004)</a>	FZ	1880 - 1928	Replacing using overlapping data in 1929.
<a href="#">Homer et al. (1996)</a>	Homer Sylla	1929 - 1993	Replacing using overlapping data in 1994.
<a href="#">Michael Bordo et al. (2001)</a>	BORDO	1994 - 1997	Replacing using overlapping data in 1998.

## 2 Harmonised series

— GMD estimate   ● BORDO   ● CLIO   ● FZ   ● Homer Sylla



# Armenia

COVERAGE  
1994–2025

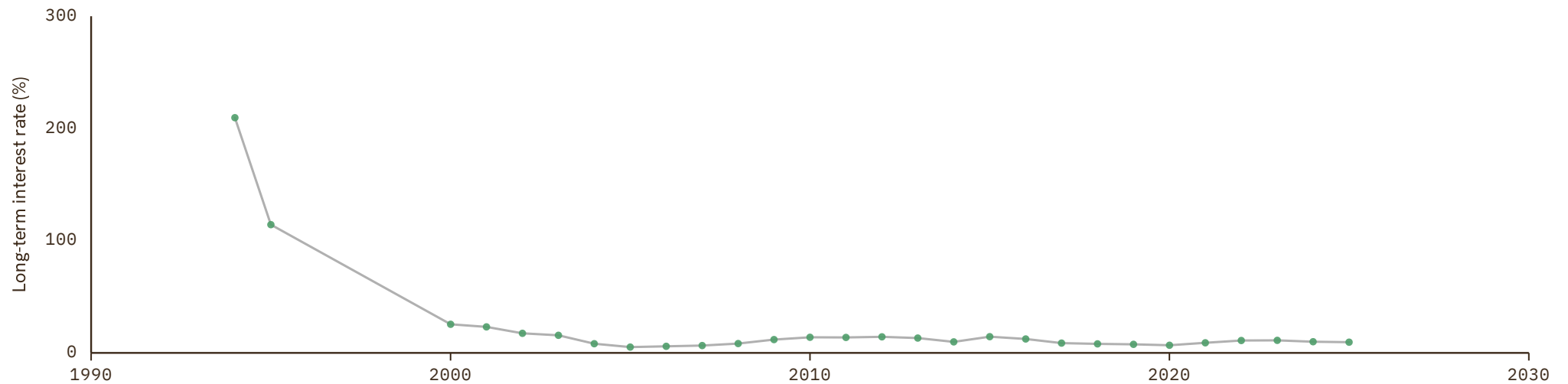
UNIT  
in %

## 1 Source composition

SOURCE	CODE	TIME SPAN	NOTES
International Monetary Fund (2025)	IMF IFS	1994 - 2025	Baseline source, overlaps with anchor year 2018.

## 2 Harmonised series

— GMD estimate ● IMF IFS



# Australia

COVERAGE  
1870–2026

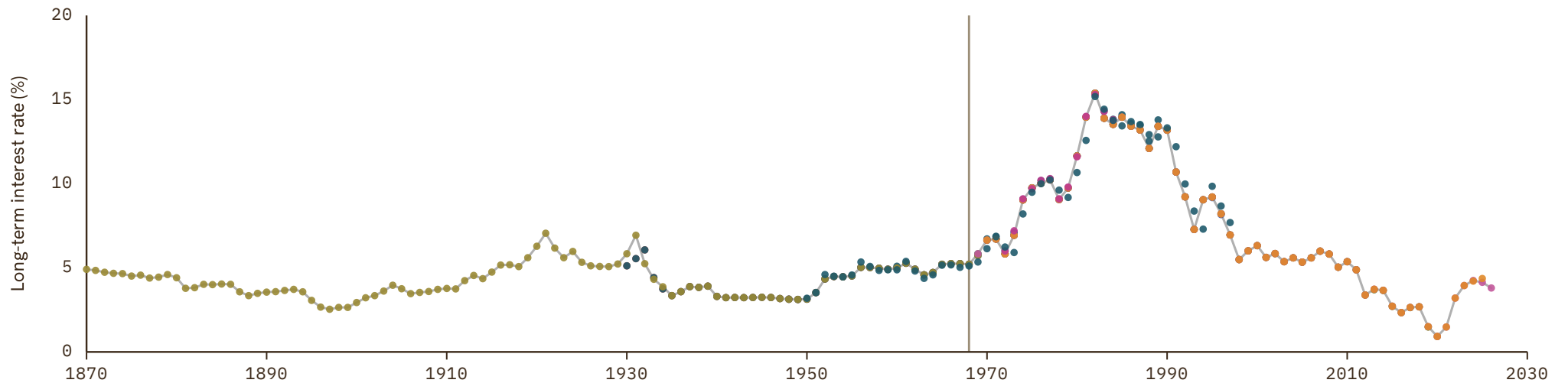
UNIT  
in %

## 1 Source composition

SOURCE	CODE	TIME SPAN	NOTES
<a href="#">Jordá et al. (2017)</a>	JST	1870 - 1968	Replacing using overlapping data in 1969.
<a href="#">OECD (2024)</a>	OECD EO	1969 - 2026	Baseline source, overlaps with anchor year 2018.

## 2 Harmonised series

— GMD estimate   
 | Source change   
 ● BORDO   
 ● CLIO   
 ● Homer Sylla   
 ● IMF IFS   
 ● JST   
 ● OECD EO   
 ● OECD KEI   
 ● OECD MEI ARC   
 ● CS3



# Austria

COVERAGE  
1965-2026

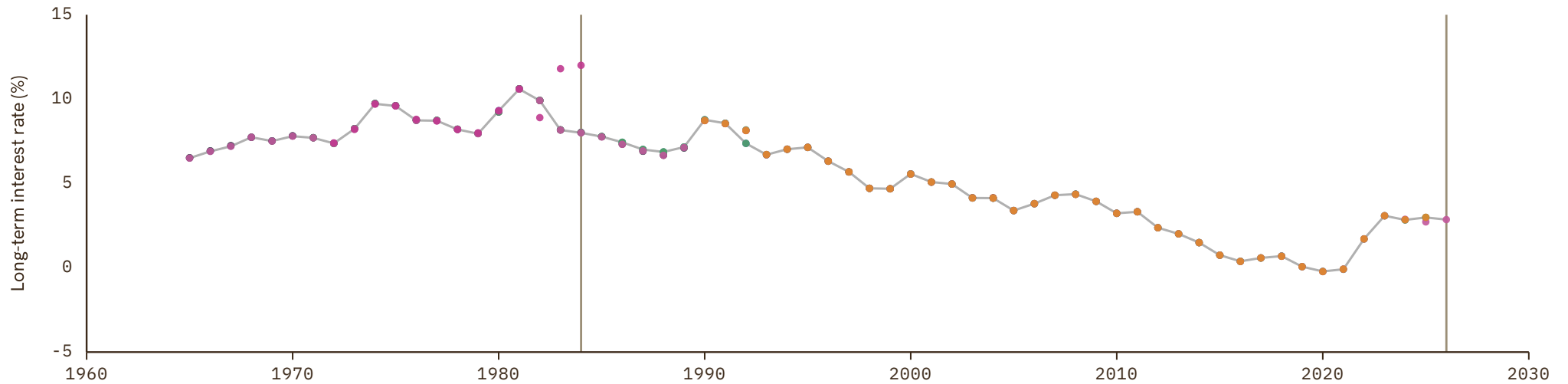
UNIT  
in %

## 1 Source composition

SOURCE	CODE	TIME SPAN	NOTES
OECD (2024)	OECD EO	1965 - 1984	Replacing using overlapping data in 1985.
Eurostat (2025)	EUS	1985 - 2025	Baseline source, overlaps with anchor year 2018.
OECD (2024)	OECD EO	2026 - 2026	Replacing using overlapping data in 2027.

## 2 Harmonised series

— GMD estimate | Source change ● AMECO ● CLIO ● EUS ● Homer Sylla ● IMF IFS ● OECD EO ● OECD KEI ● OECD MEI ARC



# Bangladesh

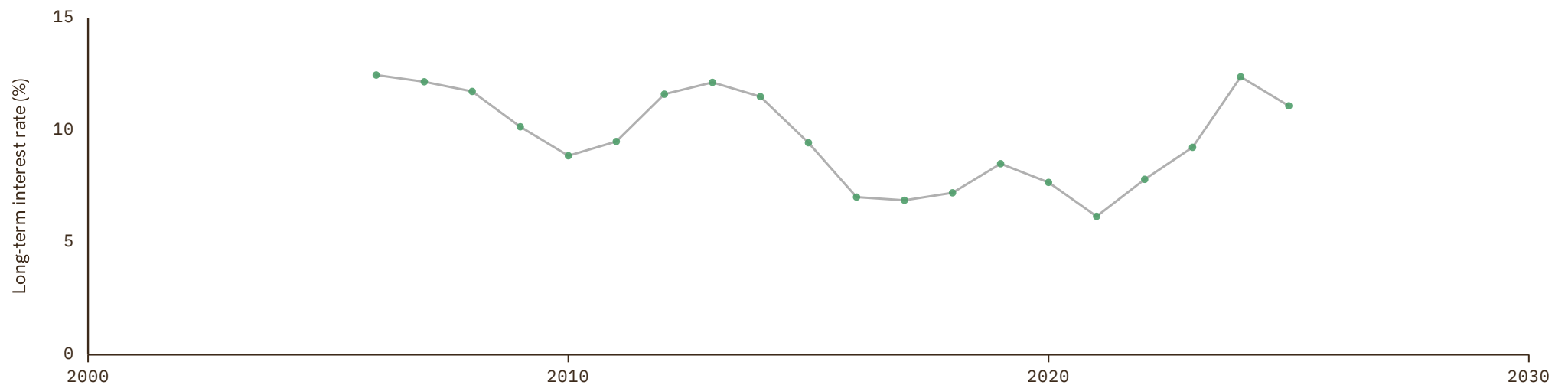
COVERAGE  
2006–2025UNIT  
in %

## 1 Source composition

SOURCE	CODE	TIME SPAN	NOTES
<a href="#">International Monetary Fund (2025)</a>	IMF IFS	2006 - 2025	Baseline source, overlaps with anchor year 2018.

## 2 Harmonised series

— GMD estimate ● IMF IFS



# Belgium

COVERAGE  
1831–2026

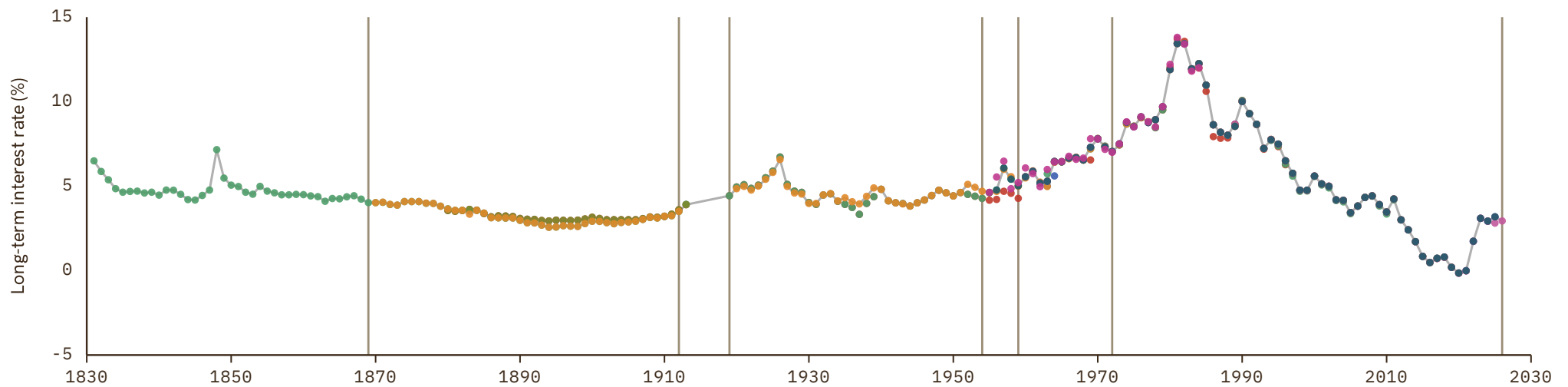
UNIT  
in %

## 1 Source composition

SOURCE	CODE	TIME SPAN	NOTES
<a href="#">Internl Inst. Social History (2024)</a>	CLIO	1831 - 1869	Replacing using overlapping data in 1870.
<a href="#">Jordá et al. (2017)</a>	JST	1870 - 1912	Replacing using overlapping data in 1913.
<a href="#">Michael Bordo et al. (2001)</a>	BORDO	1913 - 1919	Replacing using overlapping data in 1920.
<a href="#">Jordá et al. (2017)</a>	JST	1920 - 1954	Replacing using overlapping data in 1955.
<a href="#">OECD (2024)</a>	OECD KEI	1955 - 1959	Replacing using overlapping data in 1960.
<a href="#">OECD (2024)</a>	OECD EO	1960 - 1972	Replacing using overlapping data in 1973.
<a href="#">Eurostat (2025)</a>	EUS	1973 - 2025	Baseline source, overlaps with anchor year 2018.
<a href="#">OECD (2024)</a>	OECD EO	2026 - 2026	Replacing using overlapping data in 2027.

## 2 Harmonised series

— GMD estimate | Source change ● AMECO ● BORDO ● CLIO ● EUS ● FZ ● IMF IFS ● JST ● OECD EO ● OECD KEI ● OECD MEI ARC



# Benin

COVERAGE  
2015–2015

UNIT  
in %

## 1 Source composition

SOURCE	CODE	TIME SPAN	NOTES
<a href="#">International Monetary Fund (2025)</a>	IMF IFS	2015 - 2015	Replacing using overlapping data in 2016.

## 2 Harmonised series

— GMD estimate ● IMF IFS



# Botswana

COVERAGE

2003–2024

UNIT

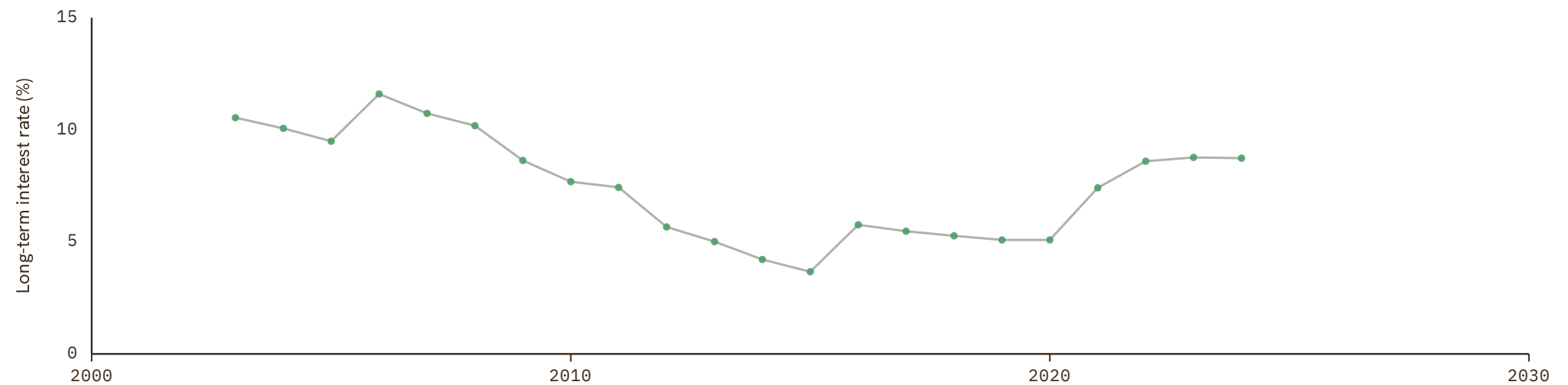
in %

## 1 Source composition

SOURCE	CODE	TIME SPAN	NOTES
<a href="#">International Monetary Fund (2025)</a>	IMF IFS	2003 - 2024	Baseline source, overlaps with anchor year 2018.

## 2 Harmonised series

— GMD estimate ● IMF IFS



# Brazil

COVERAGE  
1880–2025

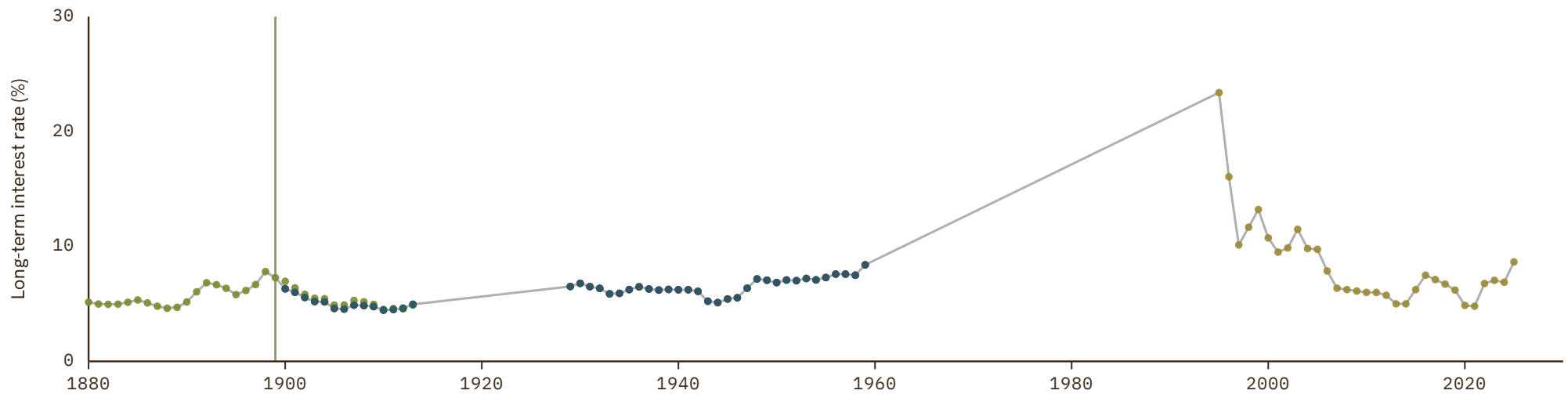
UNIT  
in %

## 1 Source composition

SOURCE	CODE	TIME SPAN	NOTES
<a href="#">Marc Flandreau et al. (2004)</a>	FZ	1880 - 1899	Replacing using overlapping data in 1900.
<a href="#">Michael Bordo et al. (2001)</a>	BORDO	1900 - 1994	Replacing using overlapping data in 1995.
<a href="#">OECD (2024)</a>	OECD KEI	1995 - 2025	Baseline source, overlaps with anchor year 2018.

## 2 Harmonised series

— GMD estimate | Source change ● BORDO ● CLIO ● FZ ● Homer Sylla ● OECD KEI



# Bulgaria

COVERAGE  
2002–2026

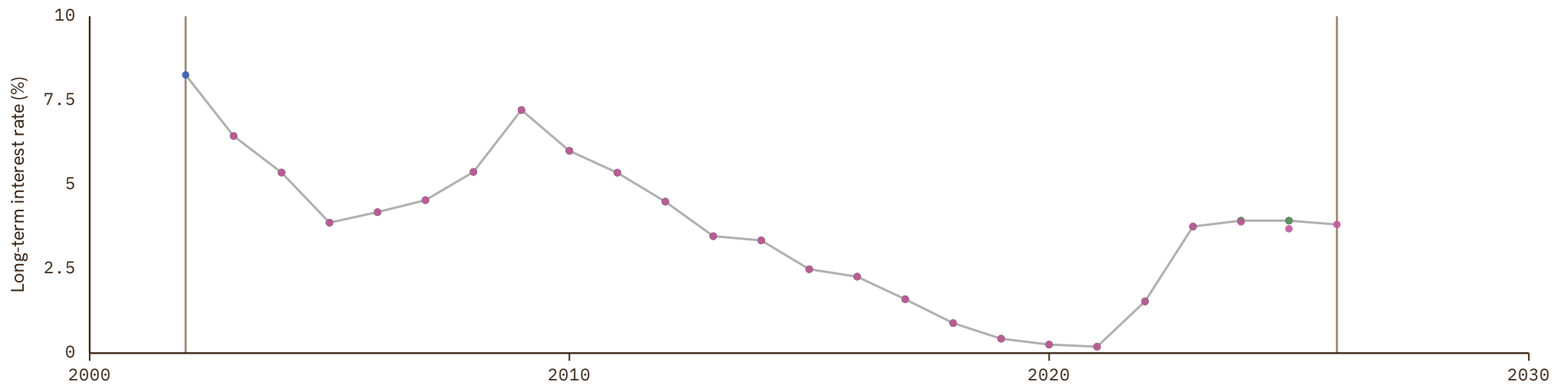
UNIT  
in %

## 1 Source composition

SOURCE	CODE	TIME SPAN	NOTES
<a href="#">European Commission (2024)</a>	AMECO	2002 - 2002	Replacing using overlapping data in 2003.
<a href="#">Eurostat (2025)</a>	EUS	2003 - 2025	Baseline source, overlaps with anchor year 2018.
<a href="#">OECD (2024)</a>	OECD EO	2026 - 2026	Replacing using overlapping data in 2027.

## 2 Harmonised series

— GMD estimate | Source change ● AMECO ● EUS ● IMF IFS ● OECD EO



# Burkina Faso

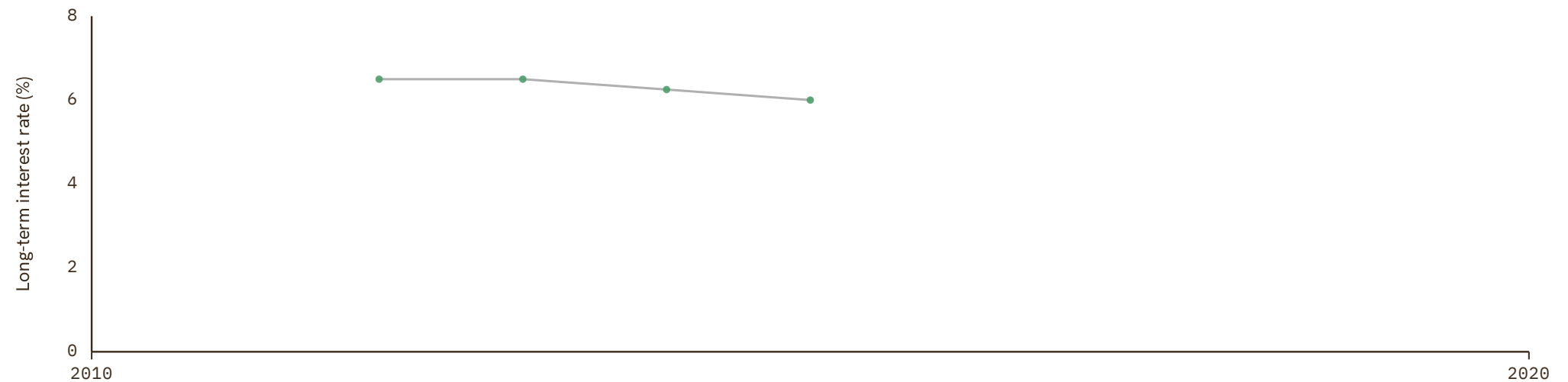
COVERAGE  
2012–2015UNIT  
in %

## 1 Source composition

SOURCE	CODE	TIME SPAN	NOTES
<a href="#">International Monetary Fund (2025)</a>	IMF IFS	2012 - 2015	Replacing using overlapping data in 2016.

## 2 Harmonised series

— GMD estimate ● IMF IFS



# Canada

COVERAGE  
1870–2026

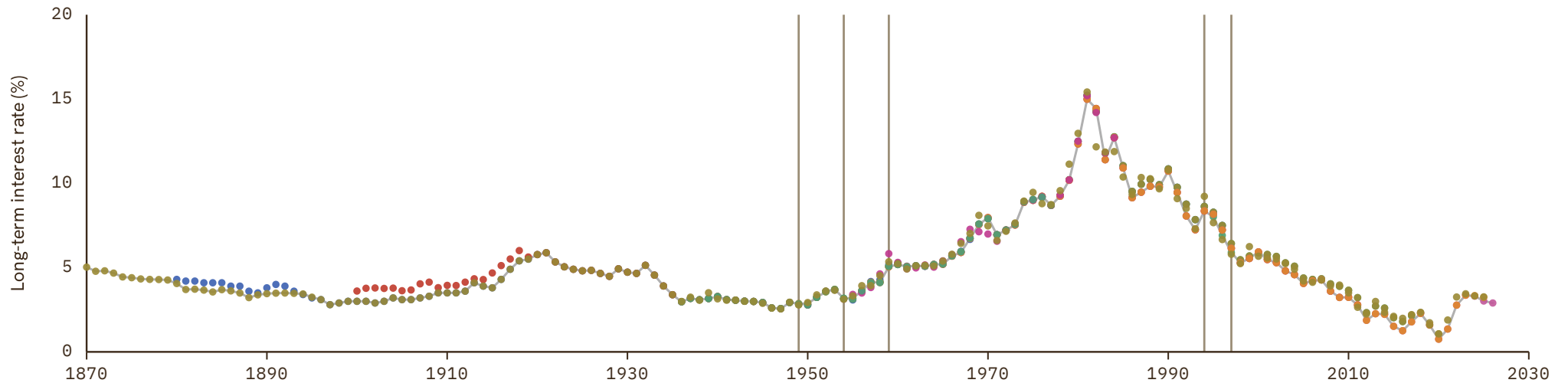
UNIT  
in %

## 1 Source composition

SOURCE	CODE	TIME SPAN	NOTES
<a href="#">Jordá et al. (2017)</a>	JST	1870 - 1949	Replacing using overlapping data in 1950.
<a href="#">International Monetary Fund (2025)</a>	IMF IFS	1950 - 1954	Replacing using overlapping data in 1955.
<a href="#">OECD (2024)</a>	OECD KEI	1955 - 1959	Replacing using overlapping data in 1960.
<a href="#">OECD (2024)</a>	OECD EO	1960 - 1994	Replacing using overlapping data in 1995.
<a href="#">Eurostat (2025)</a>	EUS	1995 - 1997	Replacing using overlapping data in 1998.
<a href="#">OECD (2024)</a>	OECD EO	1998 - 2026	Baseline source, overlaps with anchor year 2018.

## 2 Harmonised series

— GMD estimate | Source change ● BORDO ● CLIO ● EUS ● IMF IFS ● JST ● OECD EO ● OECD KEI ● OECD MEI ARC ● CS1 ● CS2



# Chile

COVERAGE  
1872–2026

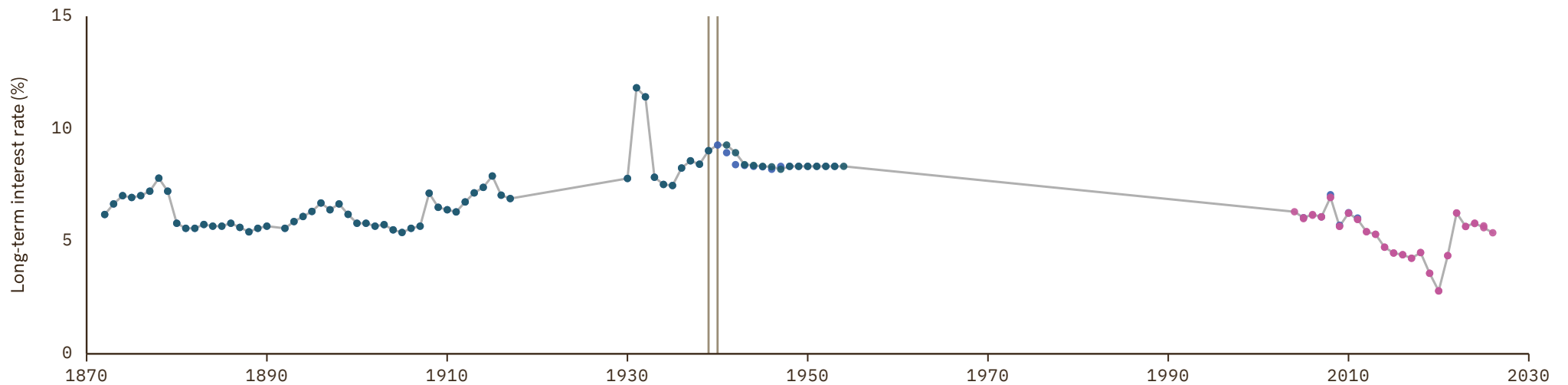
UNIT  
in %

## 1 Source composition

SOURCE	CODE	TIME SPAN	NOTES
<a href="#">Homer et al. (1996)</a>	Homer Sylla	1872 - 1939	Replacing using overlapping data in 1940.
<a href="#">Internl Inst. Social History (2024)</a>	CLIO	1940 - 1940	Replacing using overlapping data in 1941.
<a href="#">Homer et al. (1996)</a>	Homer Sylla	1941 - 2003	Replacing using overlapping data in 2004.
<a href="#">OECD (2024)</a>	OECD EO	2004 - 2026	Baseline source, overlaps with anchor year 2018.

## 2 Harmonised series

— GMD estimate | Source change ● CLIO ● Homer Sylla ● OECD EO ● OECD KEI



# China

COVERAGE  
2014–2025

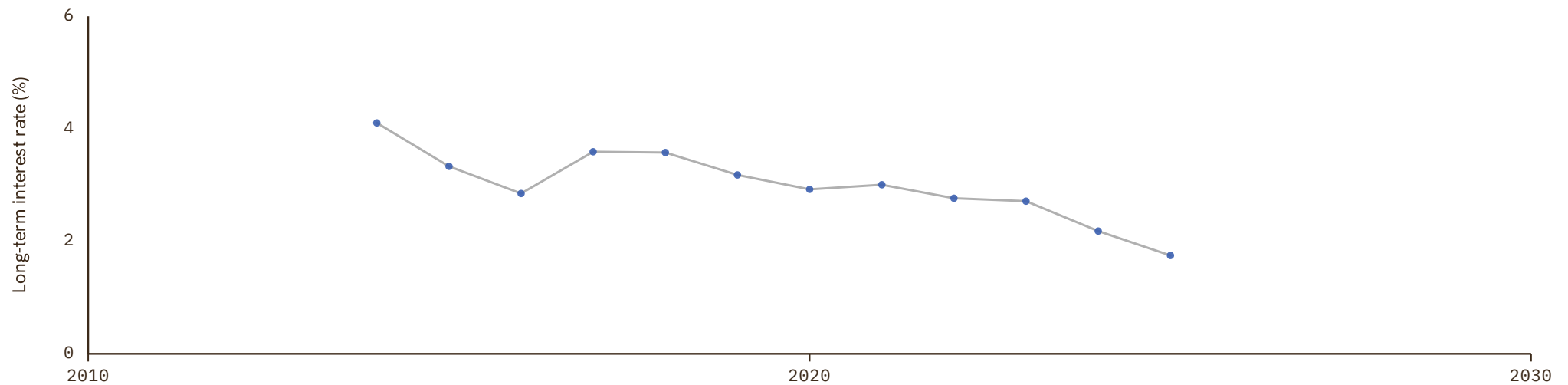
UNIT  
in %

## 1 Source composition

SOURCE	CODE	TIME SPAN	NOTES
OECD (2024)	OECD KEI	2014 - 2025	Baseline source, overlaps with anchor year 2018.

## 2 Harmonised series

— GMD estimate ● OECD KEI



# Colombia

COVERAGE  
1930-2026

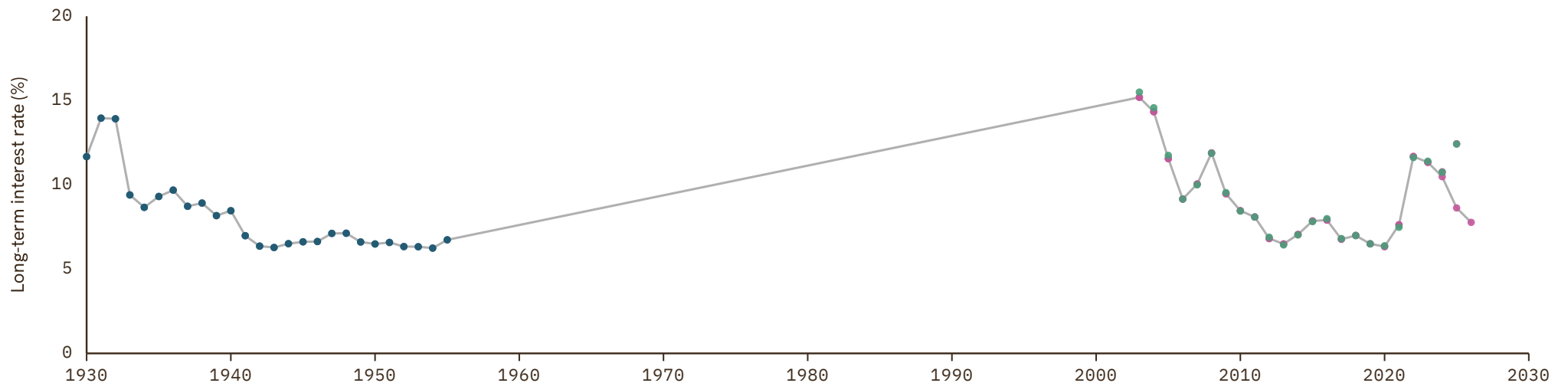
UNIT  
in %

## 1 Source composition

SOURCE	CODE	TIME SPAN	NOTES
Homer et al. (1996)	Homer Sylla	1930 - 2002	Replacing using overlapping data in 2003.
OECD (2024)	OECD EO	2003 - 2026	Baseline source, overlaps with anchor year 2018.

## 2 Harmonised series

— GMD estimate   ● CLIO   ● Homer Sylla   ● OECD EO   ● OECD KEI   ● CS1



# Costa Rica

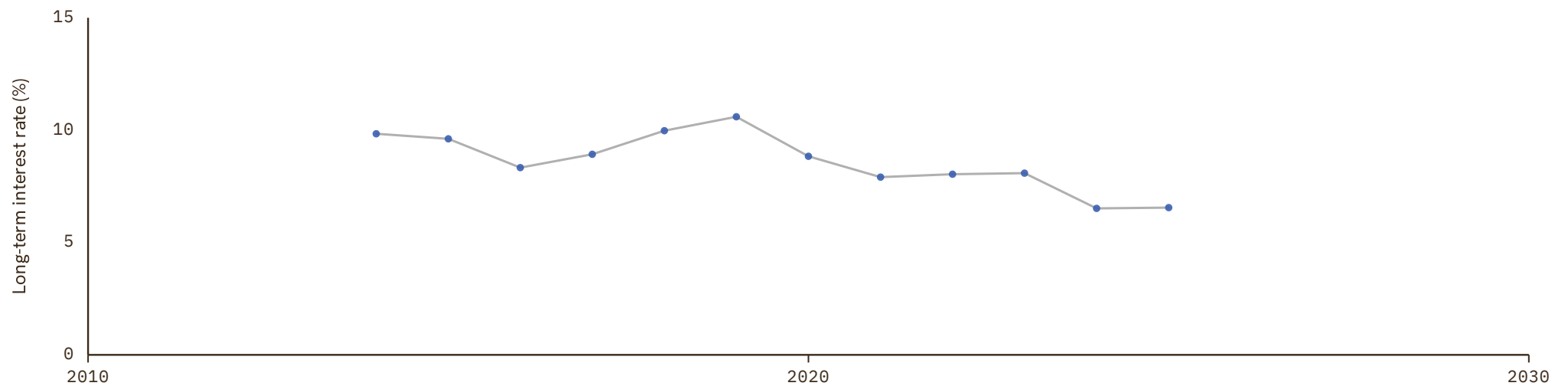
COVERAGE  
2014–2025UNIT  
in %

## 1 Source composition

SOURCE	CODE	TIME SPAN	NOTES
OECD (2024)	OECD KEI	2014 - 2025	Baseline source, overlaps with anchor year 2018.

## 2 Harmonised series

— GMD estimate ● OECD KEI



# Croatia

COVERAGE  
2005-2026

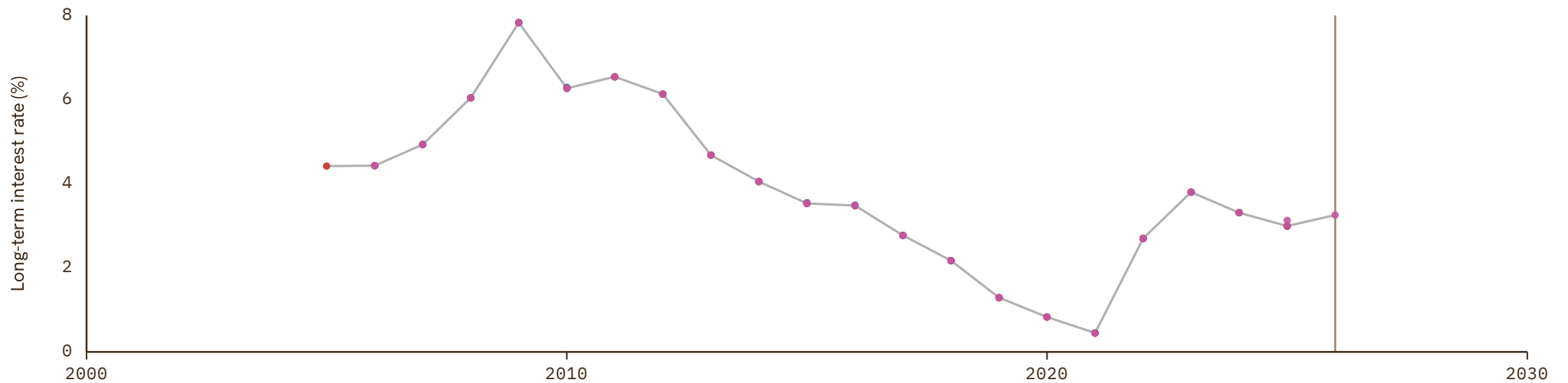
UNIT  
in %

## 1 Source composition

SOURCE	CODE	TIME SPAN	NOTES
<a href="#">Eurostat (2025)</a>	EUS	2005 - 2025	Baseline source, overlaps with anchor year 2018.
<a href="#">OECD (2024)</a>	OECD EO	2026 - 2026	Replacing using overlapping data in 2027.

## 2 Harmonised series

— GMD estimate | Source change ● AMECO ● EUS ● OECD EO ● OECD KEI



# Cyprus

COVERAGE  
1997-2025

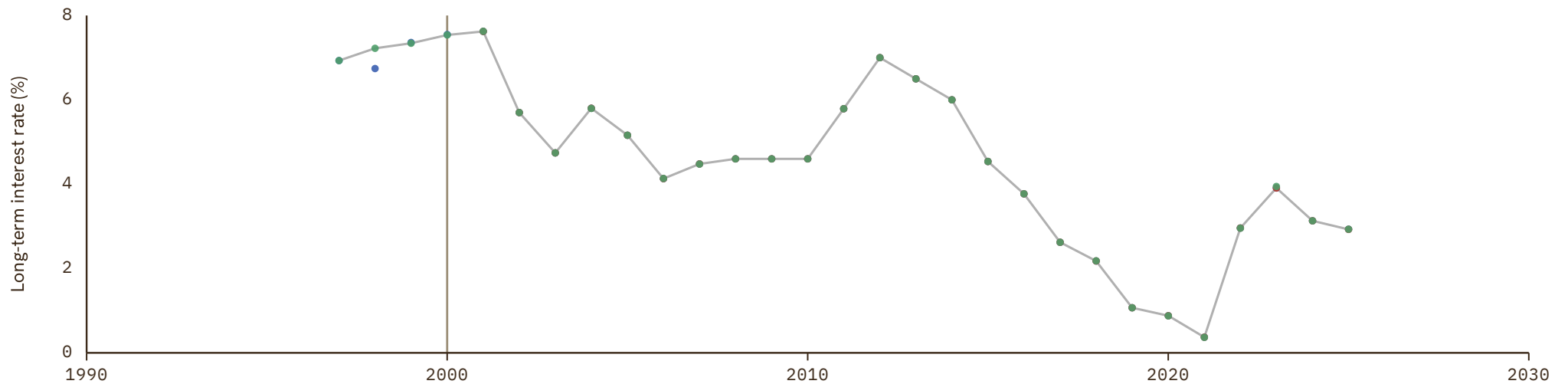
UNIT  
in %

## 1 Source composition

SOURCE	CODE	TIME SPAN	NOTES
International Monetary Fund (2025)	IMF IFS	1997 - 2000	Replacing using overlapping data in 2001.
Eurostat (2025)	EUS	2001 - 2025	Baseline source, overlaps with anchor year 2018.

## 2 Harmonised series

— GMD estimate | Source change ● AMECO ● EUS ● IMF IFS



# Czech Republic

COVERAGE  
2000-2026

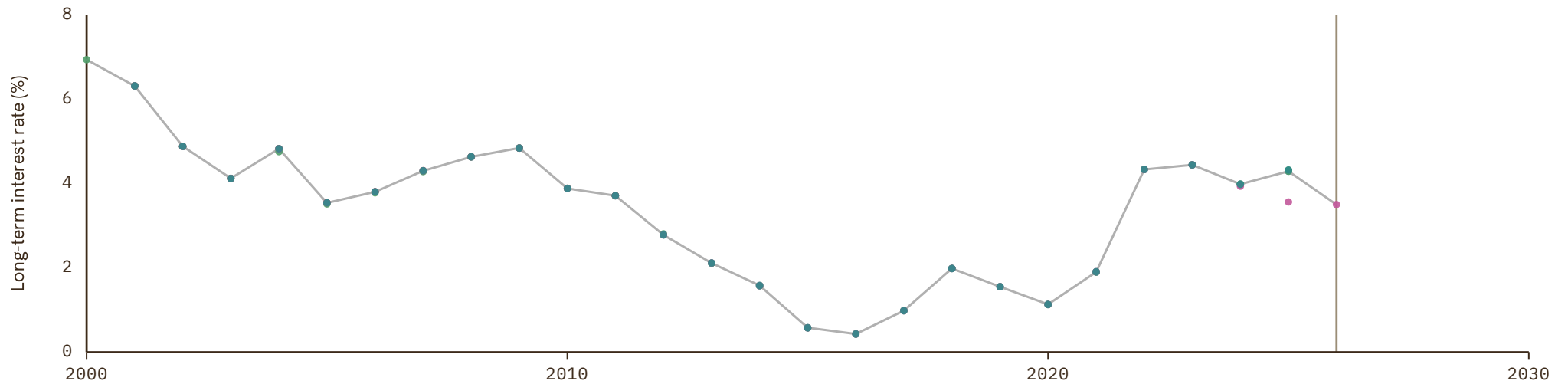
UNIT  
in %

## 1 Source composition

SOURCE	CODE	TIME SPAN	NOTES
<a href="#">International Monetary Fund (2025)</a>	IMF IFS	2000 - 2000	Replacing using overlapping data in 2001.
<a href="#">Eurostat (2025)</a>	EUS	2001 - 2025	Baseline source, overlaps with anchor year 2018.
<a href="#">OECD (2024)</a>	OECD EO	2026 - 2026	Replacing using overlapping data in 2027.

## 2 Harmonised series

— GMD estimate | Source change ● AMECO ● CLIO ● EUS ● IMF IFS ● OECD EO ● OECD KEI



# Denmark

COVERAGE  
1814–2026

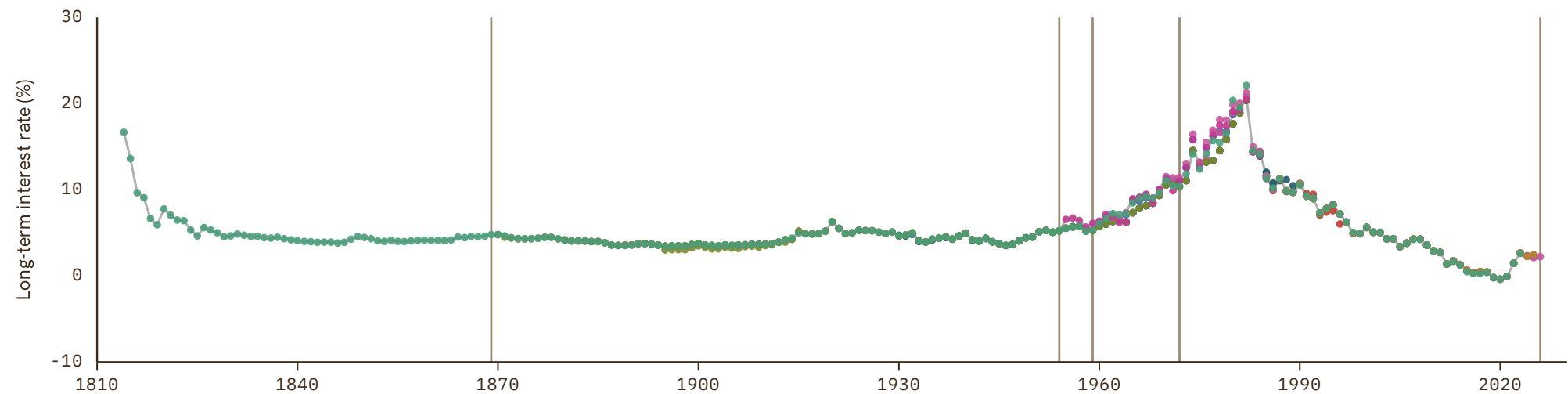
UNIT  
in %

## 1 Source composition

SOURCE	CODE	TIME SPAN	NOTES
Abildgren (2017)	CS1 DNK	1814 - 1869	Replacing using overlapping data in 1870.
Jordá et al. (2017)	JST	1870 - 1954	Replacing using overlapping data in 1955.
OECD (1986)	OECD MEI ARC	1955 - 1959	Replacing using overlapping data in 1960.
OECD (2024)	OECD EO	1960 - 1972	Replacing using overlapping data in 1973.
Eurostat (2025)	EUS	1973 - 2025	Baseline source, overlaps with anchor year 2018.
OECD (2024)	OECD EO	2026 - 2026	Replacing using overlapping data in 2027.

## 2 Harmonised series

— GMD estimate | Source change ● AMECO ● BORDO ● CLIO ● EUS ● FZ ● Homer Sylla ● IMF IFS ● JST ● OECD EO ● OECD KEI ● OECD MEI ARC ● CS1



# Estonia

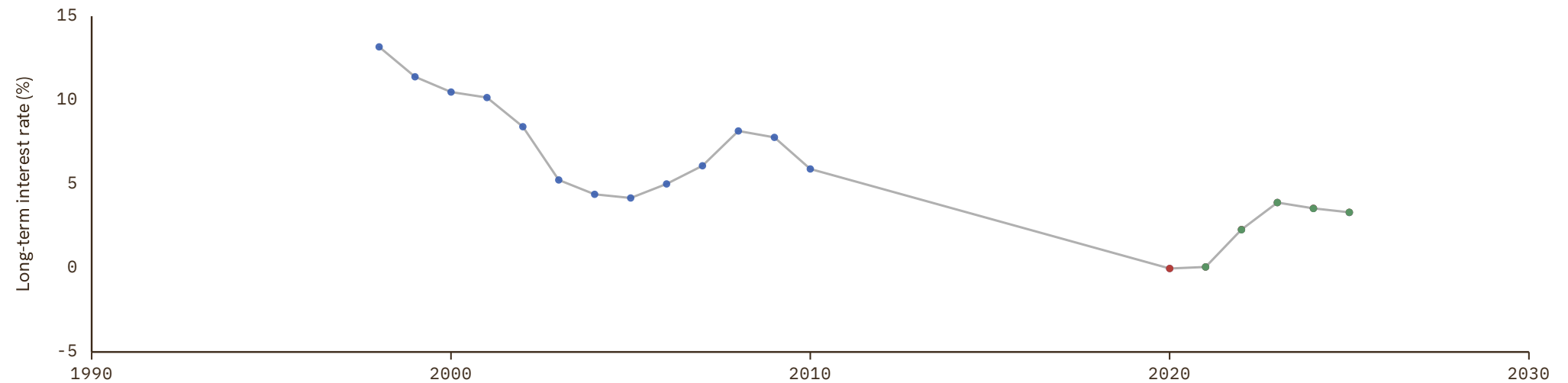
COVERAGE  
1998–2025UNIT  
in %

## 1 Source composition

SOURCE	CODE	TIME SPAN	NOTES
<a href="#">European Commission (2024)</a>	AMECO	1998 - 2019	Baseline source, overlaps with anchor year 2018.
<a href="#">Eurostat (2025)</a>	EUS	2020 - 2025	Replacing using overlapping data in 2026.

## 2 Harmonised series

— GMD estimate ● AMECO ● EUS ● OECD KEI



# Fiji

COVERAGE  
2001-2024

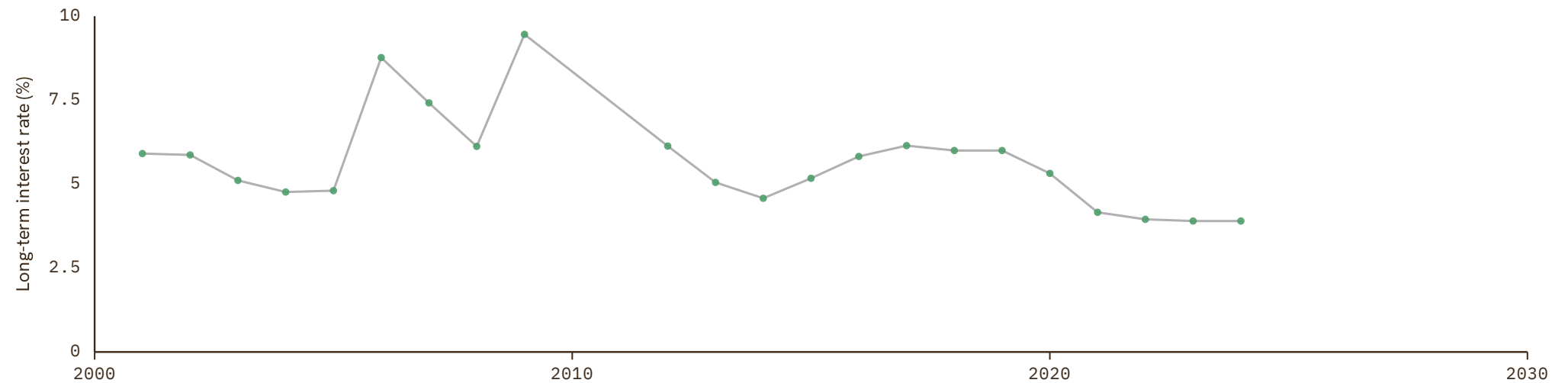
UNIT  
in %

## 1 Source composition

SOURCE	CODE	TIME SPAN	NOTES
International Monetary Fund (2025)	IMF IFS	2001 - 2024	Baseline source, overlaps with anchor year 2018.

## 2 Harmonised series

— GMD estimate ● IMF IFS



# Finland

COVERAGE  
1870-2026

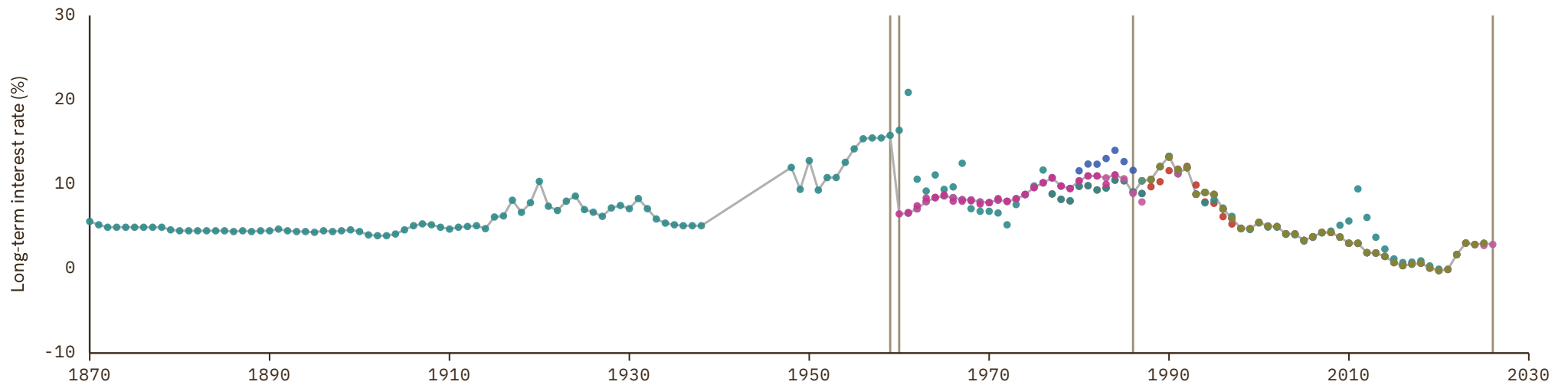
UNIT  
in %

## 1 Source composition

SOURCE	CODE	TIME SPAN	NOTES
Jordá et al. (2017)	JST	1870 - 1959	Replacing using overlapping data in 1960.
OECD (1986)	OECD MEI ARC	1960 - 1960	Replacing using overlapping data in 1961.
OECD (2024)	OECD EO	1961 - 1986	Replacing using overlapping data in 1987.
Eurostat (2025)	EUS	1987 - 2025	Baseline source, overlaps with anchor year 2018.
OECD (2024)	OECD EO	2026 - 2026	Replacing using overlapping data in 2027.

## 2 Harmonised series

— GMD estimate | Source change ● AMECO ● BORDO ● CLIO ● EUS ● IMF IFS ● JST ● OECD EO ● OECD KEI ● OECD MEI ARC



# France

COVERAGE  
1798–2026

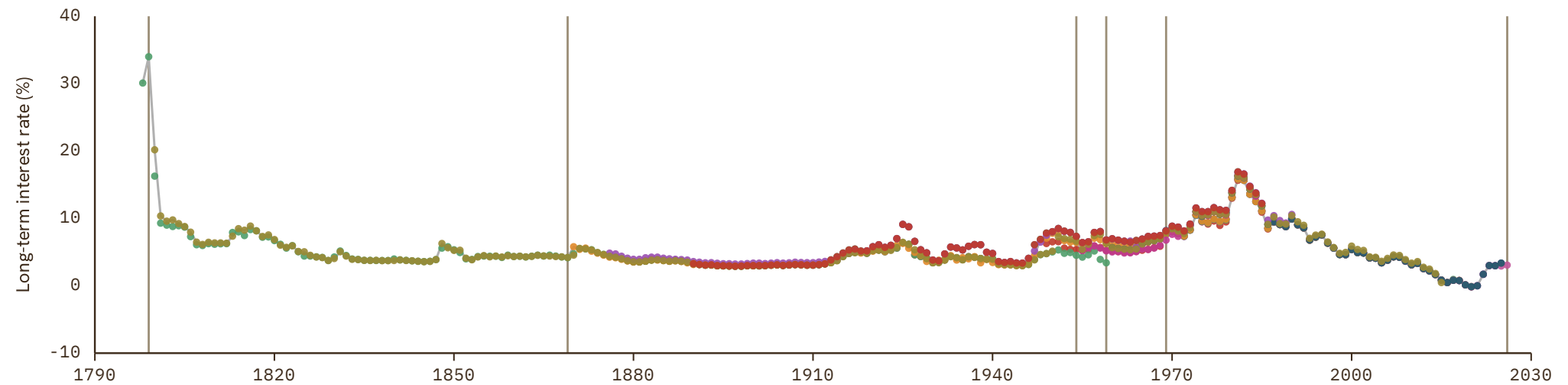
UNIT  
in %

## 1 Source composition

SOURCE	CODE	TIME SPAN	NOTES
<a href="#">Internl Inst. Social History (2024)</a>	CLIO	1798 - 1799	Replacing using overlapping data in 1800.
<a href="#">Levy-Garboua et al. (2016)</a>	CS2 FRA	1800 - 1869	Replacing using overlapping data in 1870.
<a href="#">Jordá et al. (2017)</a>	JST	1870 - 1954	Replacing using overlapping data in 1955.
<a href="#">OECD (1986)</a>	OECD MEI ARC	1955 - 1959	Replacing using overlapping data in 1960.
<a href="#">OECD (2024)</a>	OECD EO	1960 - 1969	Replacing using overlapping data in 1970.
<a href="#">Eurostat (2025)</a>	EUS	1970 - 2025	Baseline source, overlaps with anchor year 2018.
<a href="#">OECD (2024)</a>	OECD EO	2026 - 2026	Replacing using overlapping data in 2027.

## 2 Harmonised series

— GMD estimate   
  Source change   
 ● AMECO   
 ● BORDO   
 ● CLIO   
 ● EUS   
 ● FZ   
 ● IMF IFS   
 ● JST   
 ● OECD EO   
 ● OECD KEI   
 ● OECD MEI ARC   
 ● Villa   
 ● CS3   
 ● CS2   
 ● CS4



# Germany

COVERAGE  
1815–2026

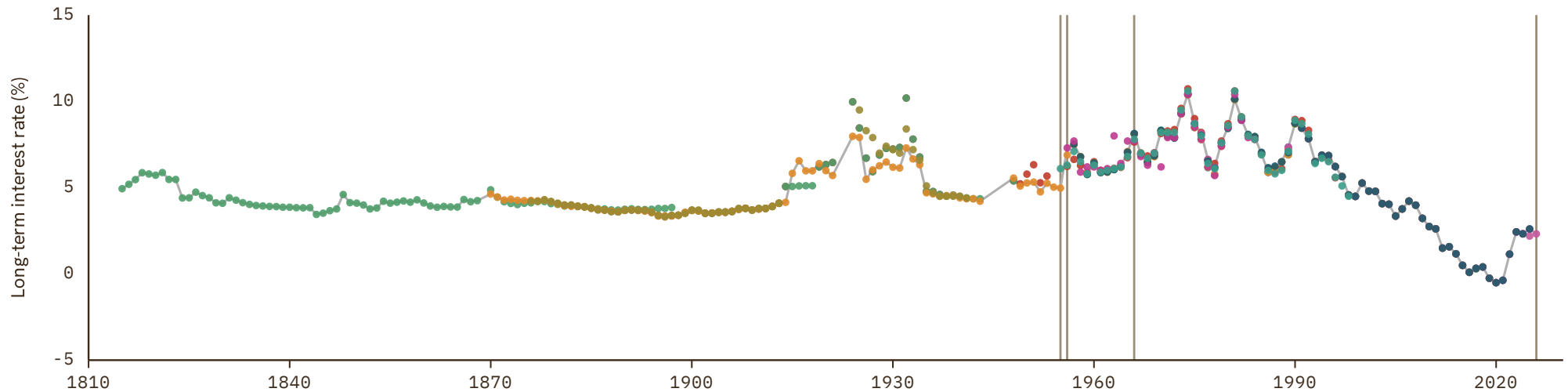
UNIT  
in %

## 1 Source composition

SOURCE	CODE	TIME SPAN	NOTES
<a href="#">Internl Inst. Social History (2024)</a>	CLIO	1815 - 1869	Replacing using overlapping data in 1870.
<a href="#">Jordá et al. (2017)</a>	JST	1870 - 1955	Replacing using overlapping data in 1956.
<a href="#">OECD (1986)</a>	OECD MEI ARC	1956 - 1956	Replacing using overlapping data in 1957.
<a href="#">OECD (2024)</a>	OECD KEI	1957 - 1966	Replacing using overlapping data in 1967.
<a href="#">Eurostat (2025)</a>	EUS	1967 - 2025	Baseline source, overlaps with anchor year 2018.
<a href="#">OECD (2024)</a>	OECD EO	2026 - 2026	Replacing using overlapping data in 2027.

## 2 Harmonised series

— GMD estimate | Source change ● AMECO ● BORDO ● CLIO ● EUS ● FZ ● IMF IFS ● JST ● OECD EO ● OECD KEI ● OECD MEI ARC ● CS3 ● CS2



# Ghana

COVERAGE  
2004–2023

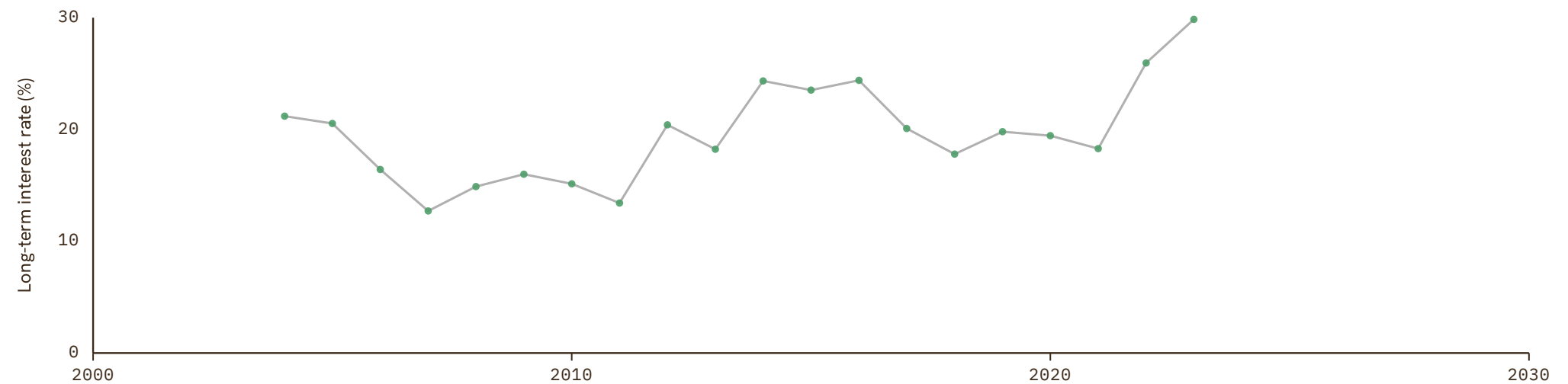
UNIT  
in %

## 1 Source composition

SOURCE	CODE	TIME SPAN	NOTES
<a href="#">International Monetary Fund (2025)</a>	IMF IFS	2004 - 2023	Baseline source, overlaps with anchor year 2018.

## 2 Harmonised series

— GMD estimate ● IMF IFS



# Greece

COVERAGE  
1882–2026

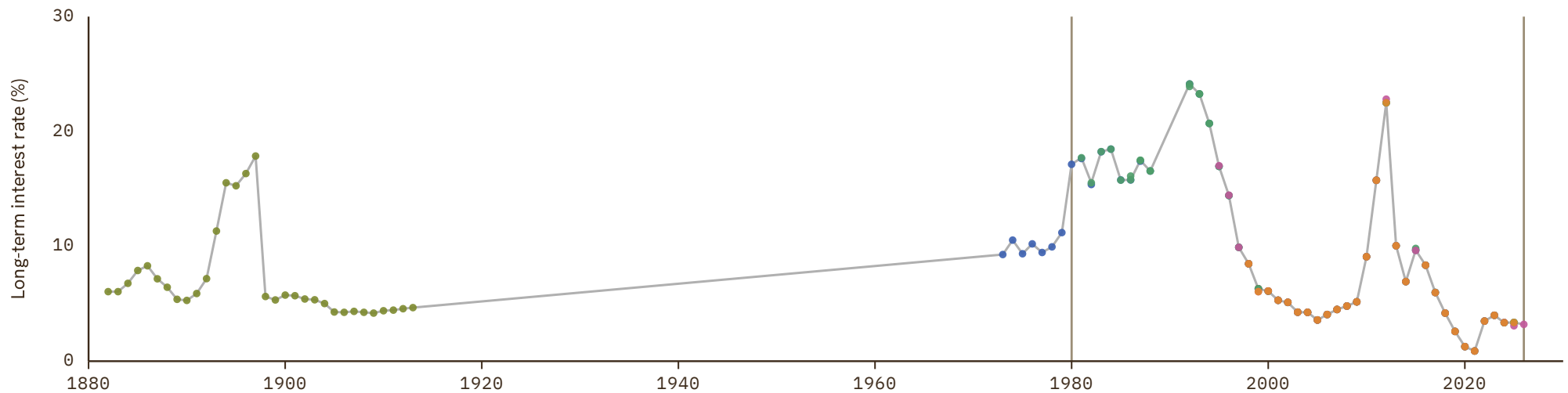
UNIT  
in %

## 1 Source composition

SOURCE	CODE	TIME SPAN	NOTES
<a href="#">Marc Flandreau et al. (2004)</a>	FZ	1882 - 1972	Replacing using overlapping data in 1973.
<a href="#">European Commission (2024)</a>	AMECO	1973 - 1980	Replacing using overlapping data in 1981.
<a href="#">Eurostat (2025)</a>	EUS	1981 - 2025	Baseline source, overlaps with anchor year 2018.
<a href="#">OECD (2024)</a>	OECD EO	2026 - 2026	Replacing using overlapping data in 2027.

## 2 Harmonised series

— GMD estimate | Source change ● AMECO ● CLIO ● EUS ● FZ ● IMF IFS ● OECD EO ● OECD KEI



# Hungary

COVERAGE  
1999-2026

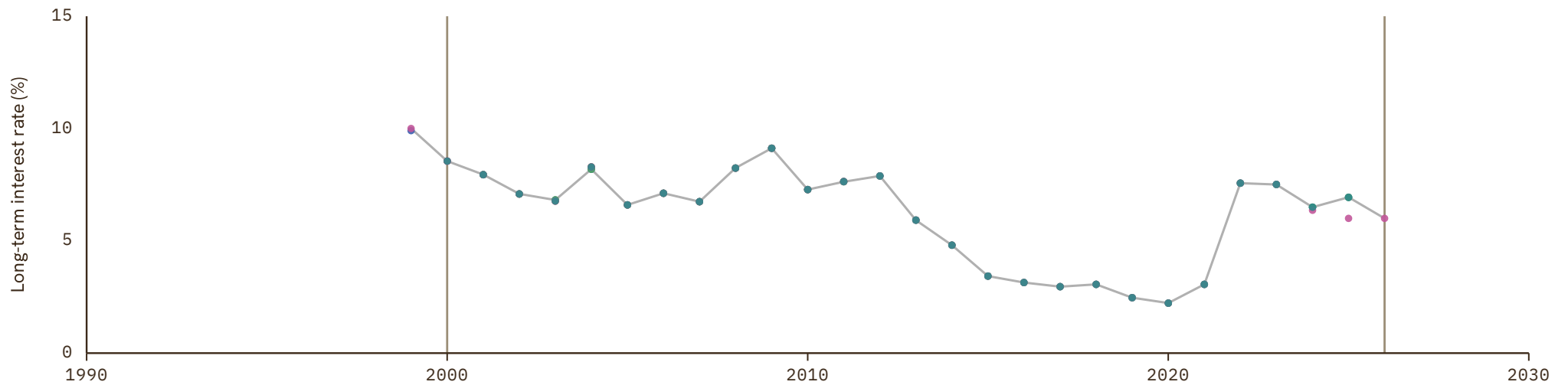
UNIT  
in %

## 1 Source composition

SOURCE	CODE	TIME SPAN	NOTES
<a href="#">OECD (2024)</a>	OECD EO	1999 - 2000	Replacing using overlapping data in 2001.
<a href="#">Eurostat (2025)</a>	EUS	2001 - 2025	Baseline source, overlaps with anchor year 2018.
<a href="#">OECD (2024)</a>	OECD EO	2026 - 2026	Replacing using overlapping data in 2027.

## 2 Harmonised series

— GMD estimate | Source change ● AMECO ● CLIO ● EUS ● IMF IFS ● OECD EO ● OECD KEI



# Iceland

COVERAGE  
1953–2026

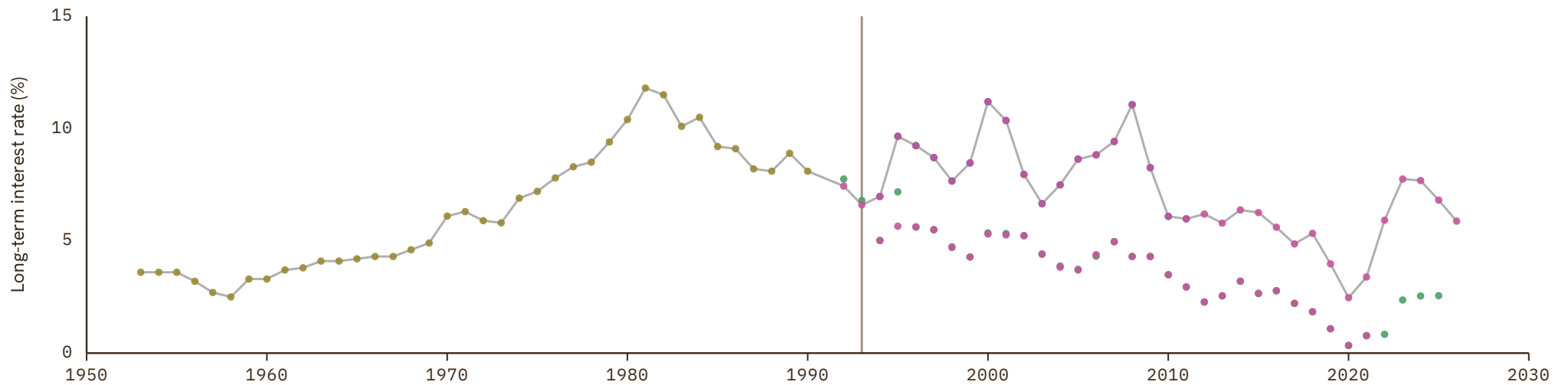
UNIT  
in %

## 1 Source composition

SOURCE	CODE	TIME SPAN	NOTES
Statistics Iceland (1997)	CS2 ISL	1953 - 1991	Replacing using overlapping data in 1992.
OECD (2024)	OECD KEI	1992 - 1993	Replacing using overlapping data in 1994.
OECD (2024)	OECD EO	1994 - 2026	Baseline source, overlaps with anchor year 2018.

## 2 Harmonised series

— GMD estimate | Source change ● CLIO ● IMF IFS ● OECD EO ● OECD KEI ● CS2



# India

COVERAGE  
1934-2026

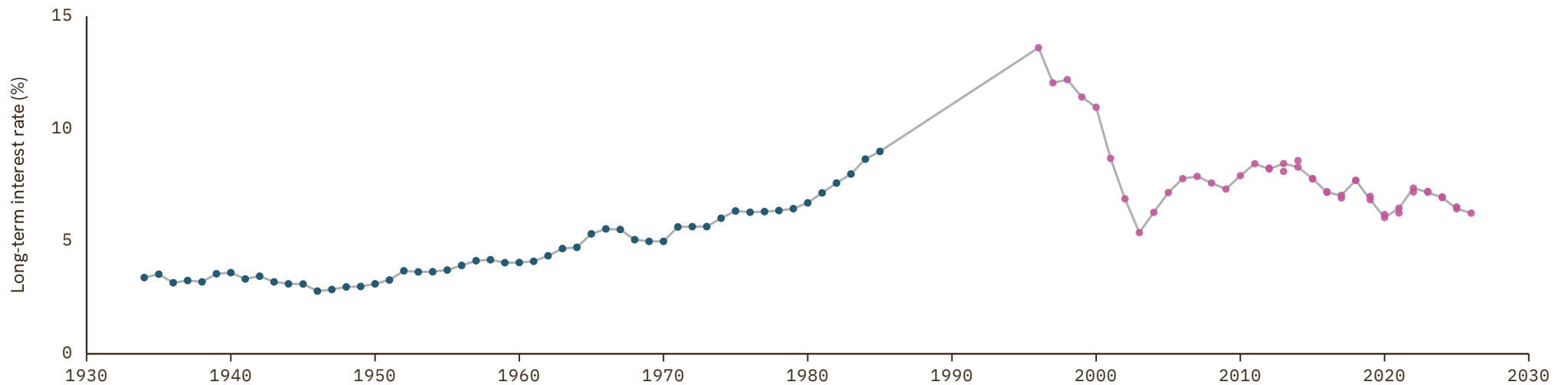
UNIT  
in %

## 1 Source composition

SOURCE	CODE	TIME SPAN	NOTES
Homer et al. (1996)	Homer Sylla	1934 - 1995	Replacing using overlapping data in 1996.
OECD (2024)	OECD EO	1996 - 2026	Baseline source, overlaps with anchor year 2018.

## 2 Harmonised series

— GMD estimate   ● CLIO   ● Homer Sylla   ● OECD EO   ● OECD KEI



# Indonesia

COVERAGE

2012–2024

UNIT

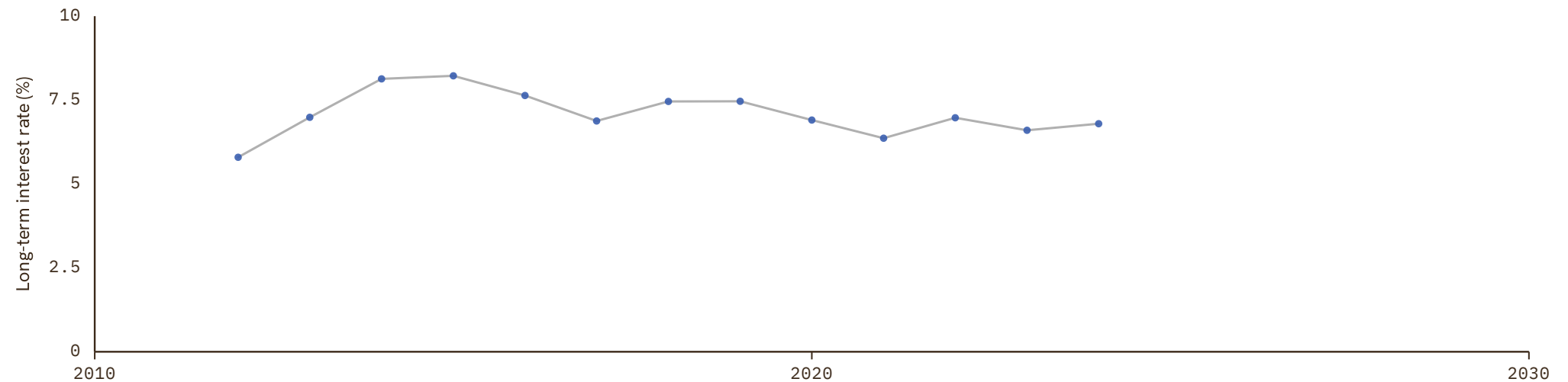
in %

## 1 Source composition

SOURCE	CODE	TIME SPAN	NOTES
OECD (2024)	OECD KEI	2012 - 2024	Baseline source, overlaps with anchor year 2018.

## 2 Harmonised series

— GMD estimate ● OECD KEI



# Ireland

COVERAGE  
1922-2026

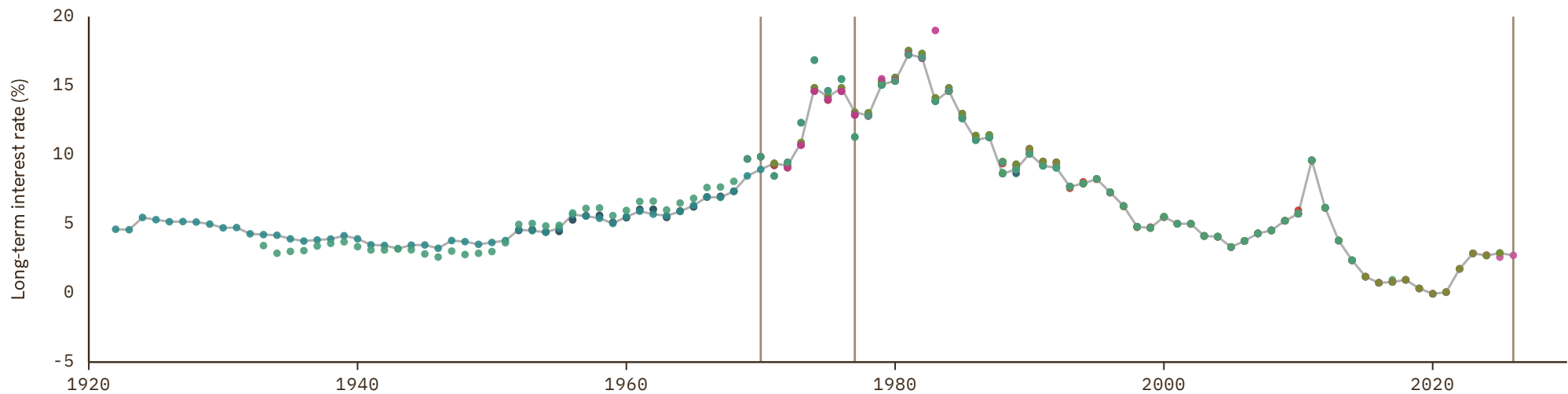
UNIT  
in %

## 1 Source composition

SOURCE	CODE	TIME SPAN	NOTES
<a href="#">Jordá et al. (2017)</a>	JST	1922 - 1970	Replacing using overlapping data in 1971.
<a href="#">OECD (2024)</a>	OECD KEI	1971 - 1977	Replacing using overlapping data in 1978.
<a href="#">Eurostat (2025)</a>	EUS	1978 - 2025	Baseline source, overlaps with anchor year 2018.
<a href="#">OECD (2024)</a>	OECD EO	2026 - 2026	Replacing using overlapping data in 2027.

## 2 Harmonised series

— GMD estimate | Source change ● AMECO ● CLIO ● EUS ● Homer Sylla ● IMF IFS ● JST ● OECD EO ● OECD KEI ● OECD MEI ARC ● CS1



# Israel

COVERAGE  
1997-2026

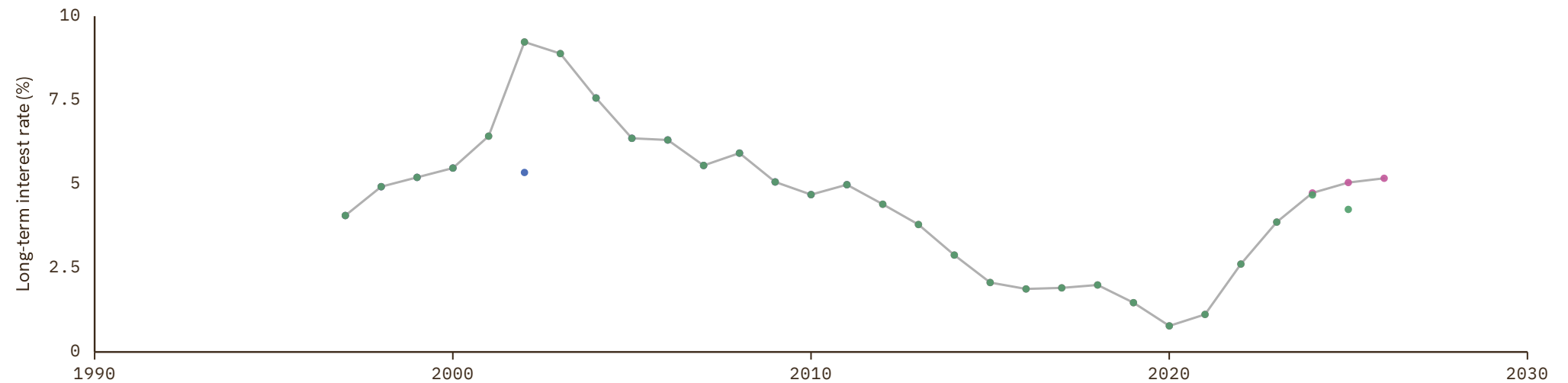
UNIT  
in %

## 1 Source composition

SOURCE	CODE	TIME SPAN	NOTES
OECD (2024)	OECD EO	1997 - 2026	Baseline source, overlaps with anchor year 2018.

## 2 Harmonised series

— GMD estimate   ● CLIO   ● OECD EO   ● OECD KEI



# Italy

COVERAGE  
1861–2026

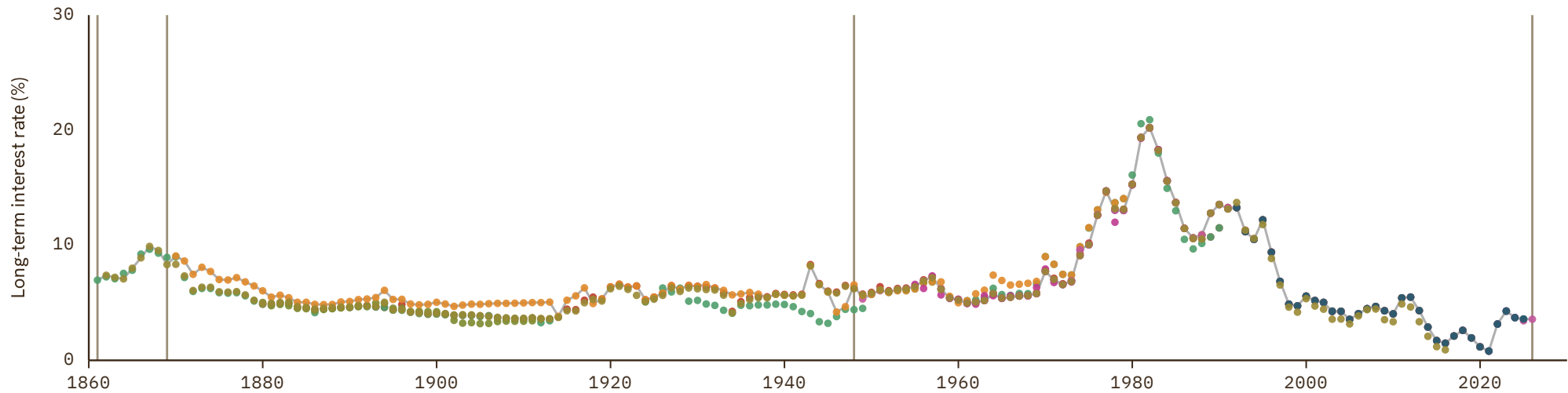
UNIT  
in %

## 1 Source composition

SOURCE	CODE	TIME SPAN	NOTES
<a href="#">Internl Inst. Social History (2024)</a>	CLIO	1861 - 1861	Replacing using overlapping data in 1862.
<a href="#">Piselli et al. (2023)</a>	CS2 ITA	1862 - 1869	Replacing using overlapping data in 1870.
<a href="#">Jordá et al. (2017)</a>	JST	1870 - 1948	Replacing using overlapping data in 1949.
<a href="#">Eurostat (2025)</a>	EUS	1949 - 2025	Baseline source, overlaps with anchor year 2018.
<a href="#">OECD (2024)</a>	OECD EO	2026 - 2026	Replacing using overlapping data in 2027.

## 2 Harmonised series

— GMD estimate | Source change ● AMECO ● BORDO ● CLIO ● EUS ● FZ ● IMF IFS ● JST ● OECD EO ● OECD KEI ● OECD MEI ARC ● CS2



# Ivory Coast

COVERAGE  
2012–2015

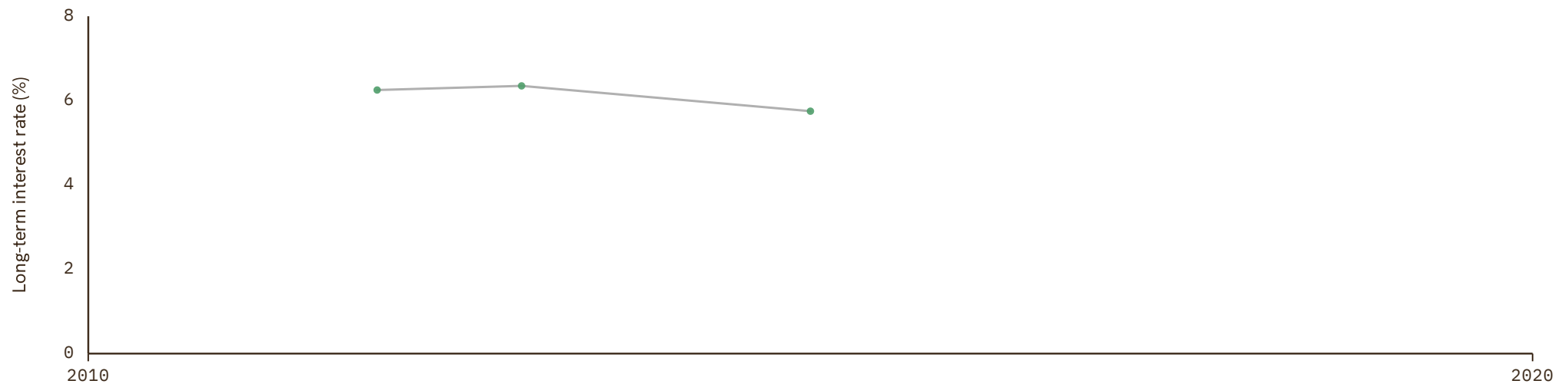
UNIT  
in %

## 1 Source composition

SOURCE	CODE	TIME SPAN	NOTES
International Monetary Fund (2025)	IMF IFS	2012 - 2015	Replacing using overlapping data in 2016.

## 2 Harmonised series

— GMD estimate ● IMF IFS



# Japan

COVERAGE  
1870-2026

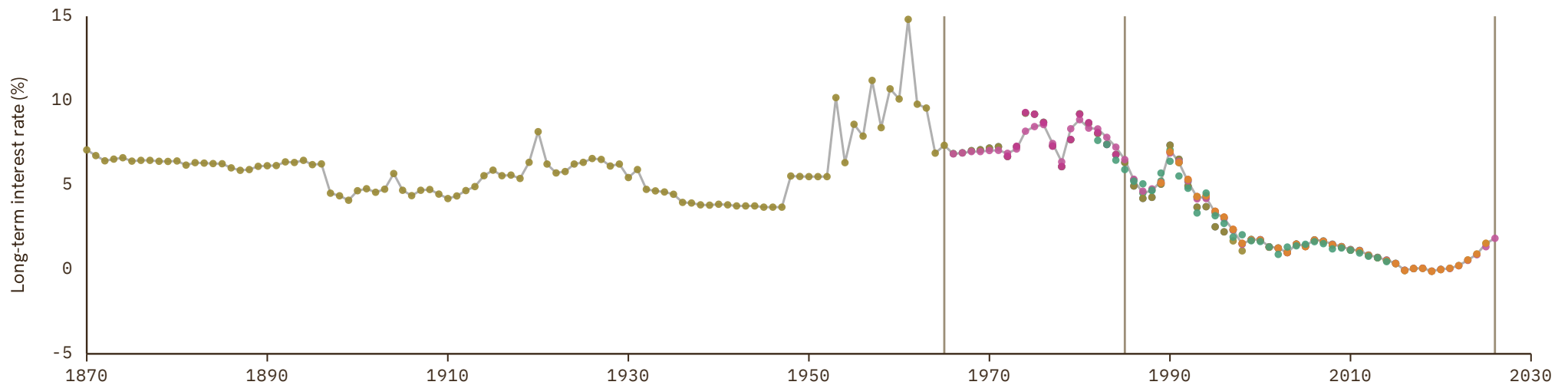
UNIT  
in %

## 1 Source composition

SOURCE	CODE	TIME SPAN	NOTES
<a href="#">Jordá et al. (2017)</a>	JST	1870 - 1965	Replacing using overlapping data in 1966.
<a href="#">OECD (2024)</a>	OECD EO	1966 - 1985	Replacing using overlapping data in 1986.
<a href="#">Eurostat (2025)</a>	EUS	1986 - 2025	Baseline source, overlaps with anchor year 2018.
<a href="#">OECD (2024)</a>	OECD EO	2026 - 2026	Replacing using overlapping data in 2027.

## 2 Harmonised series

— GMD estimate | Source change ● BORDO ● CLIO ● EUS ● IMF IFS ● JST ● OECD EO ● OECD KEI ● OECD MEI ARC ● CS1



# Kyrgyzstan

COVERAGE

2009–2024

UNIT

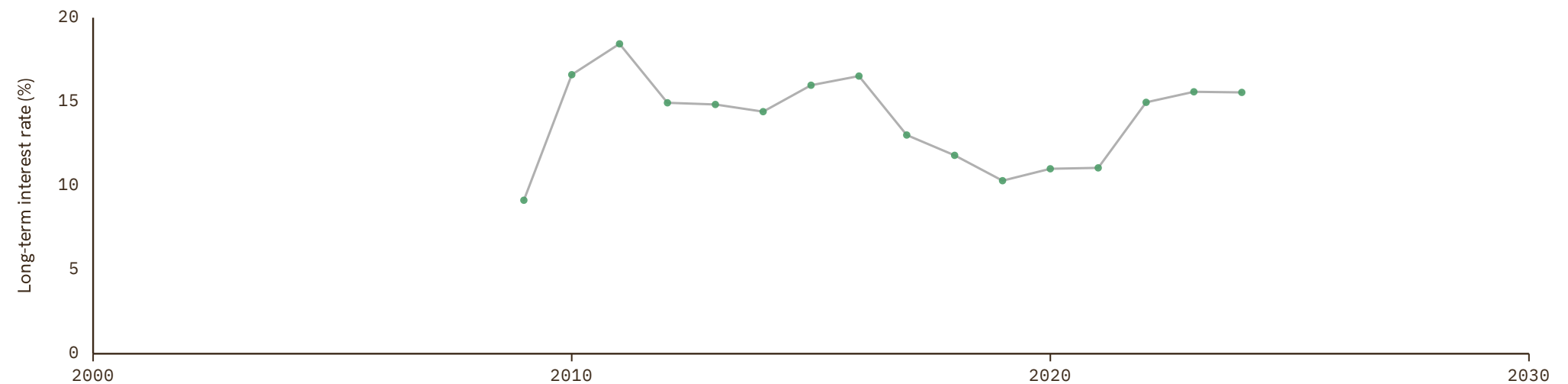
in %

## 1 Source composition

SOURCE	CODE	TIME SPAN	NOTES
<a href="#">International Monetary Fund (2025)</a>	IMF IFS	2009 - 2024	Baseline source, overlaps with anchor year 2018.

## 2 Harmonised series

— GMD estimate ● IMF IFS



# Latvia

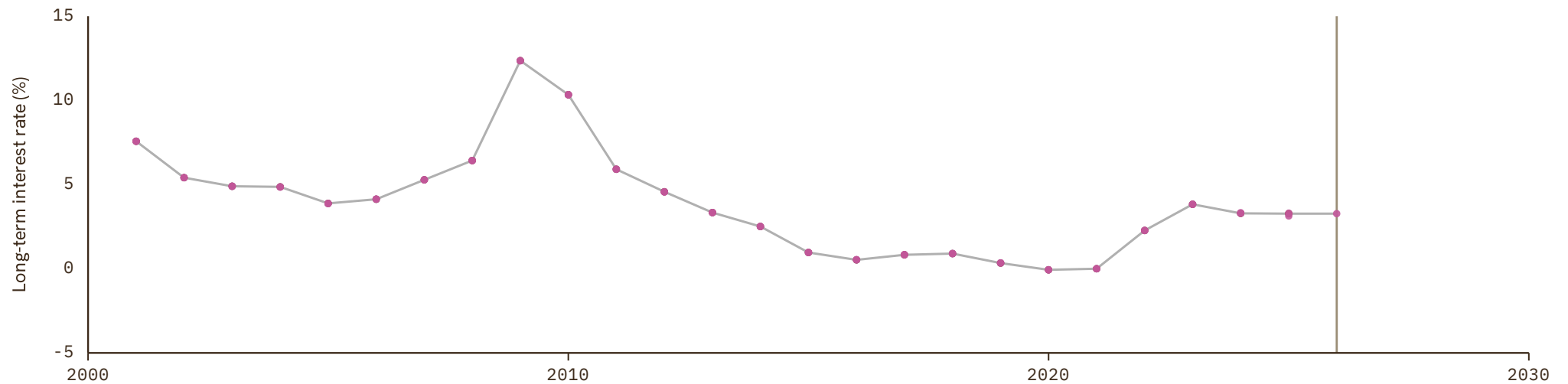
COVERAGE  
2001–2026UNIT  
in %

## 1 Source composition

SOURCE	CODE	TIME SPAN	NOTES
<a href="#">Eurostat (2025)</a>	EUS	2001 - 2025	Baseline source, overlaps with anchor year 2018.
<a href="#">OECD (2024)</a>	OECD EO	2026 - 2026	Replacing using overlapping data in 2027.

## 2 Harmonised series

— GMD estimate | Source change ● AMECO ● EUS ● OECD EO ● OECD KEI



# Lithuania

COVERAGE  
2001-2026

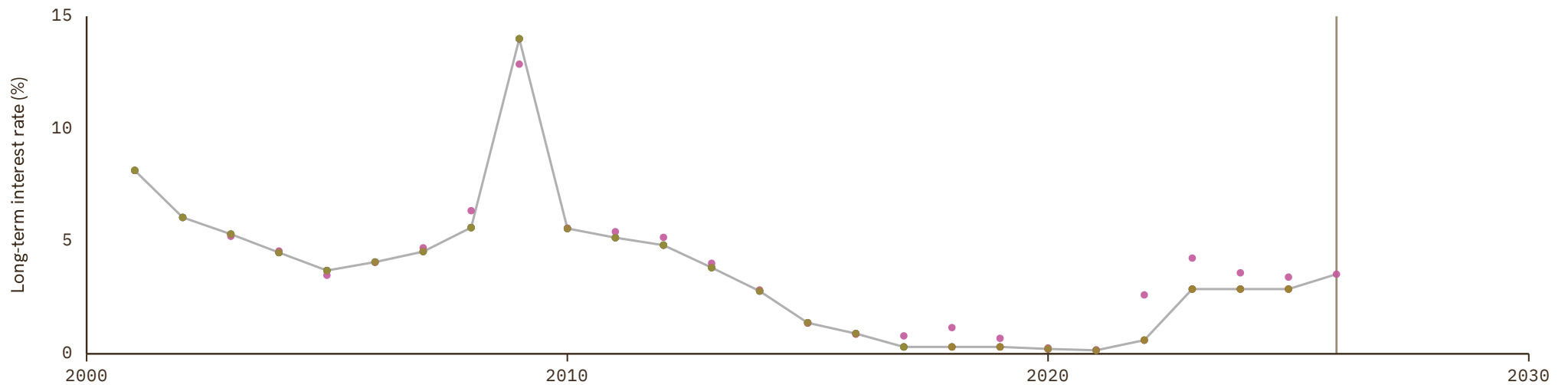
UNIT  
in %

## 1 Source composition

SOURCE	CODE	TIME SPAN	NOTES
<a href="#">Eurostat (2025)</a>	EUS	2001 - 2025	Baseline source, overlaps with anchor year 2018.
<a href="#">OECD (2024)</a>	OECD EO	2026 - 2026	Replacing using overlapping data in 2027.

## 2 Harmonised series

— GMD estimate | Source change ● AMECO ● EUS ● IMF IFS ● OECD EO ● OECD KEI



# Luxembourg

COVERAGE  
1973-2026

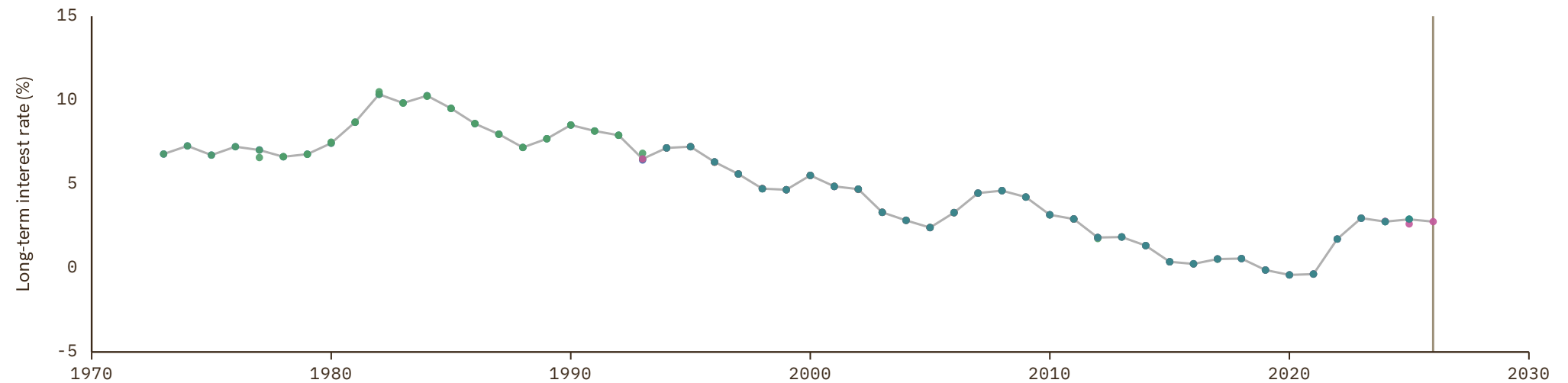
UNIT  
in %

## 1 Source composition

SOURCE	CODE	TIME SPAN	NOTES
<a href="#">Eurostat (2025)</a>	EUS	1973 - 2025	Baseline source, overlaps with anchor year 2018.
<a href="#">OECD (2024)</a>	OECD EO	2026 - 2026	Replacing using overlapping data in 2027.

## 2 Harmonised series

— GMD estimate | Source change ● AMECO ● CLIO ● EUS ● IMF IFS ● OECD EO ● OECD KEI



# Malaysia

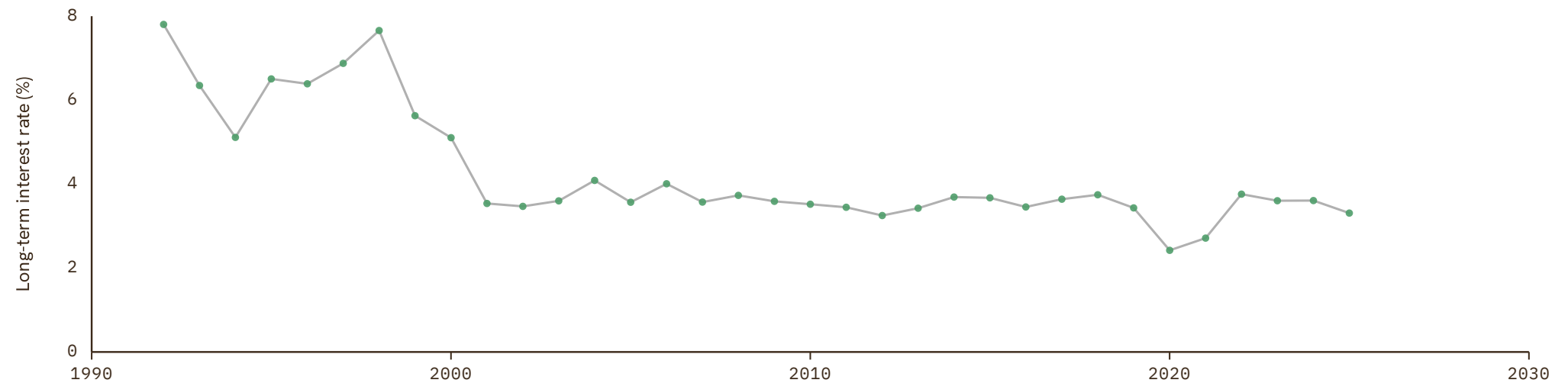
COVERAGE  
1992–2025UNIT  
in %

## 1 Source composition

SOURCE	CODE	TIME SPAN	NOTES
<a href="#">International Monetary Fund (2025)</a>	IMF IFS	1992 - 2025	Baseline source, overlaps with anchor year 2018.

## 2 Harmonised series

— GMD estimate ● IMF IFS



# Maldives

COVERAGE

2014–2025

UNIT

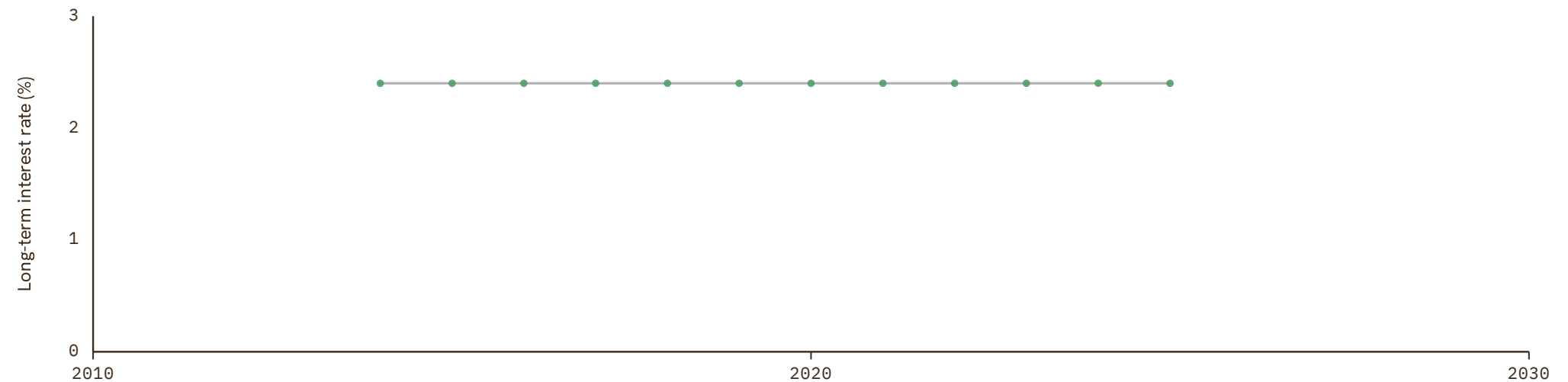
in %

## 1 Source composition

SOURCE	CODE	TIME SPAN	NOTES
<a href="#">International Monetary Fund (2025)</a>	IMF IFS	2014 - 2025	Baseline source, overlaps with anchor year 2018.

## 2 Harmonised series

— GMD estimate ● IMF IFS



# Mali

COVERAGE  
2014–2014

UNIT  
in %

## 1 Source composition

SOURCE	CODE	TIME SPAN	NOTES
<a href="#">International Monetary Fund (2025)</a>	IMF IFS	2014 - 2014	Replacing using overlapping data in 2015.

## 2 Harmonised series

— GMD estimate ● IMF IFS



# Malta

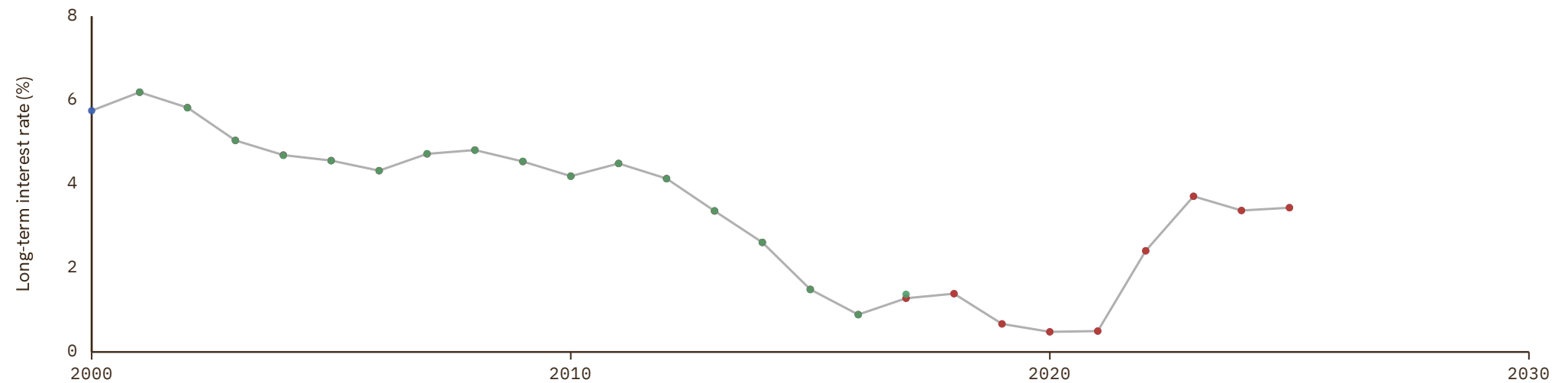
COVERAGE | UNIT  
2000-2025 | in %

## 1 Source composition

SOURCE	CODE	TIME SPAN	NOTES
<a href="#">European Commission (2024)</a>	AMECO	2000 - 2000	Replacing using overlapping data in 2001.
<a href="#">Eurostat (2025)</a>	EUS	2001 - 2025	Baseline source, overlaps with anchor year 2018.

## 2 Harmonised series

— GMD estimate | | Source change ● AMECO ● EUS ● IMF IFS



# Mauritius

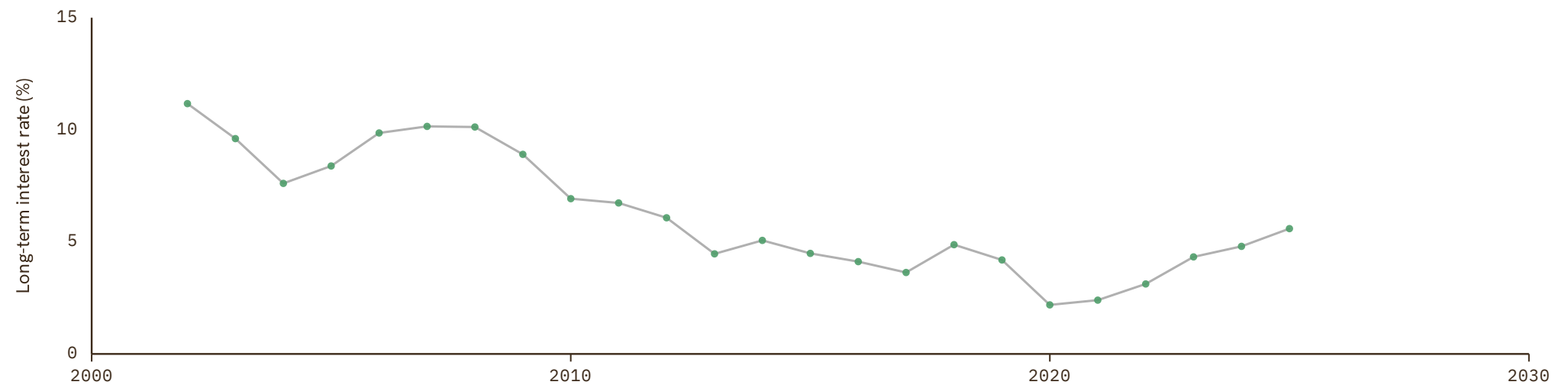
COVERAGE  
2002–2025UNIT  
in %

## 1 Source composition

SOURCE	CODE	TIME SPAN	NOTES
<a href="#">International Monetary Fund (2025)</a>	IMF IFS	2002 - 2025	Baseline source, overlaps with anchor year 2018.

## 2 Harmonised series

— GMD estimate ● IMF IFS



# Mexico

COVERAGE  
1991-2026

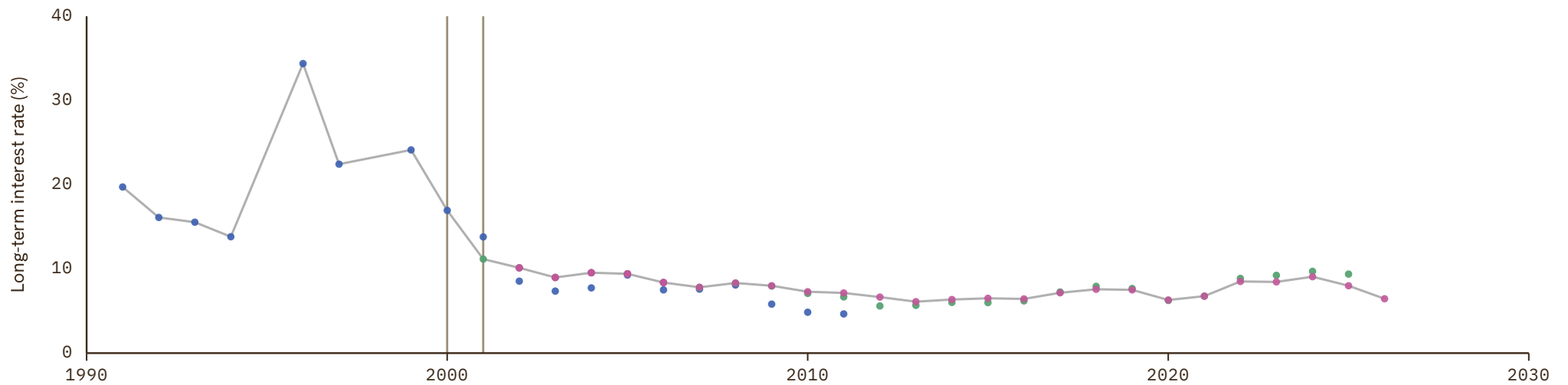
UNIT  
in %

## 1 Source composition

SOURCE	CODE	TIME SPAN	NOTES
<a href="#">Internl Inst. Social History (2024)</a>	CLIO	1991 - 2000	Replacing using overlapping data in 2001.
<a href="#">International Monetary Fund (2025)</a>	IMF IFS	2001 - 2001	Replacing using overlapping data in 2002.
<a href="#">OECD (2024)</a>	OECD EO	2002 - 2026	Baseline source, overlaps with anchor year 2018.

## 2 Harmonised series

— GMD estimate | Source change ● CLIO ● IMF IFS ● OECD EO ● OECD KEI



# Moldova

COVERAGE  
1997-2025

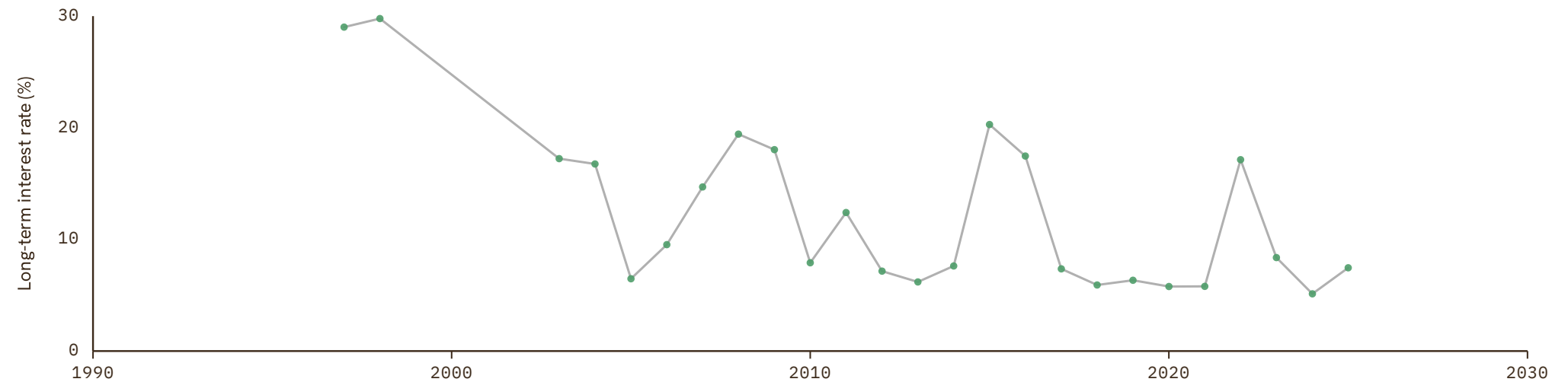
UNIT  
in %

## 1 Source composition

SOURCE	CODE	TIME SPAN	NOTES
<a href="#">International Monetary Fund (2025)</a>	IMF IFS	1997 - 2025	Baseline source, overlaps with anchor year 2018.

## 2 Harmonised series

— GMD estimate ● IMF IFS



# Mongolia

COVERAGE  
2013–2017

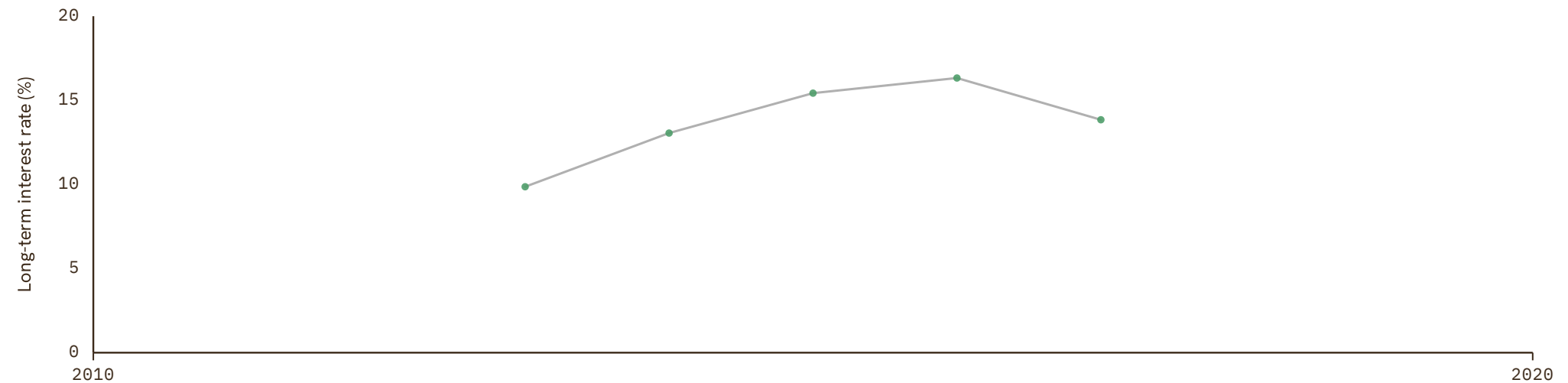
UNIT  
in %

## 1 Source composition

SOURCE	CODE	TIME SPAN	NOTES
International Monetary Fund (2025)	IMF IFS	2013 - 2017	Replacing using overlapping data in 2018.

## 2 Harmonised series

— GMD estimate ● IMF IFS



# Morocco

COVERAGE  
1997-2025

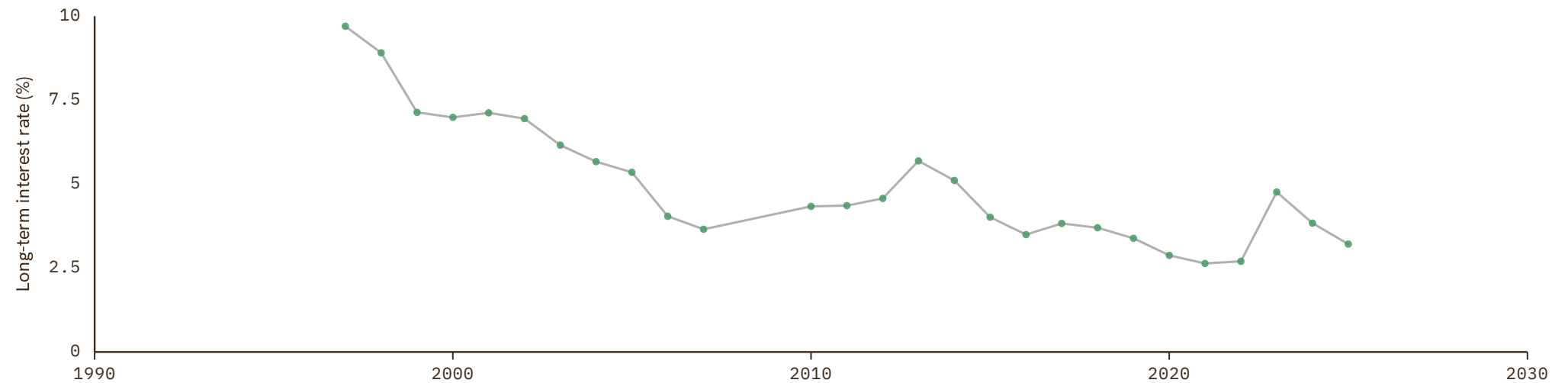
UNIT  
in %

## 1 Source composition

SOURCE	CODE	TIME SPAN	NOTES
<a href="#">International Monetary Fund (2025)</a>	IMF IFS	1997 - 2025	Baseline source, overlaps with anchor year 2018.

## 2 Harmonised series

— GMD estimate ● IMF IFS



# Myanmar

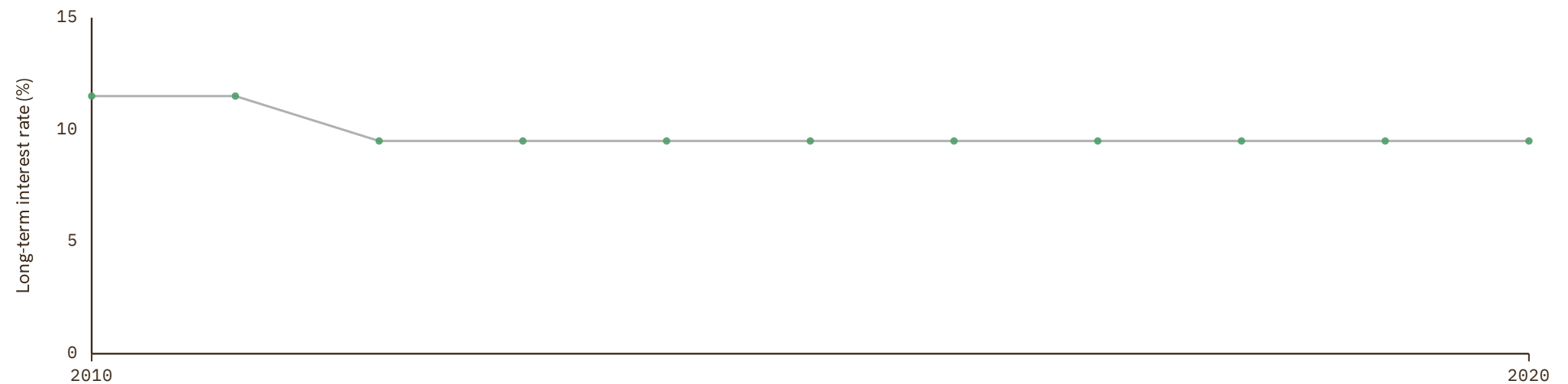
COVERAGE  
2010–2020UNIT  
in %

## 1 Source composition

SOURCE	CODE	TIME SPAN	NOTES
<a href="#">International Monetary Fund (2025)</a>	IMF IFS	2010 - 2020	Baseline source, overlaps with anchor year 2018.

## 2 Harmonised series

— GMD estimate ● IMF IFS



# Nepal

COVERAGE  
1981-2025

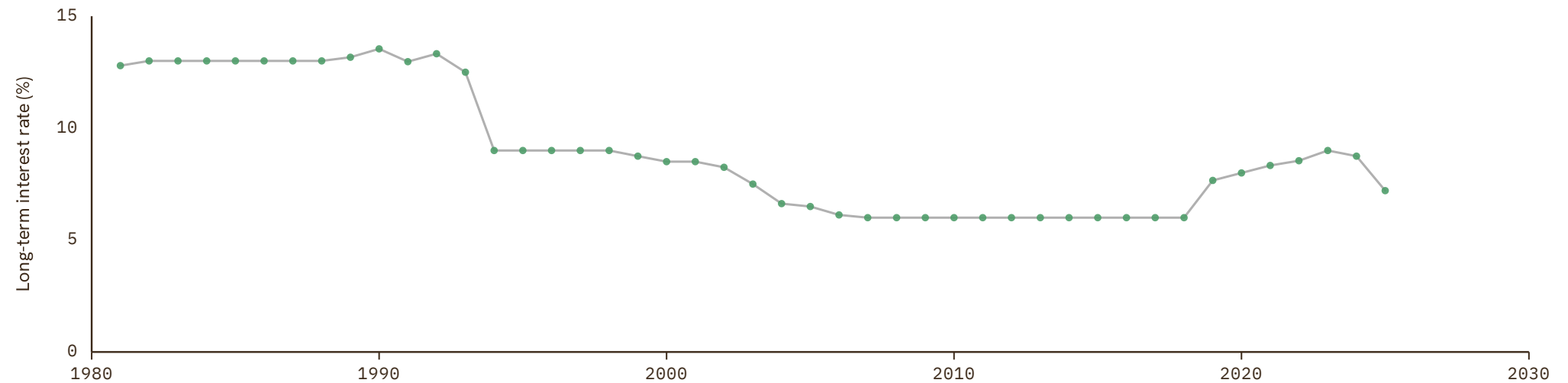
UNIT  
in %

## 1 Source composition

SOURCE	CODE	TIME SPAN	NOTES
<a href="#">International Monetary Fund (2025)</a>	IMF IFS	1981 - 2025	Baseline source, overlaps with anchor year 2018.

## 2 Harmonised series

— GMD estimate ● IMF IFS



# Netherlands

COVERAGE  
1814–2026

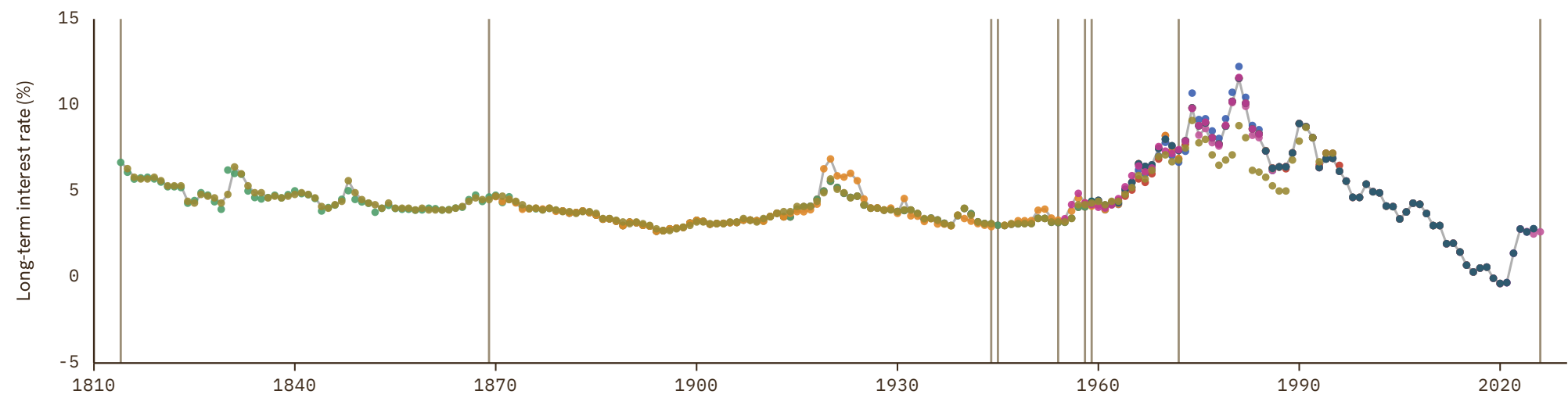
UNIT  
in %

## 1 Source composition

SOURCE	CODE	TIME SPAN	NOTES
<a href="#">Internl Inst. Social History (2024)</a>	CLIO	1814 - 1814	Replacing using overlapping data in 1815.
<a href="#">CBS et al. (2001)</a>	CS2 NLD	1815 - 1869	Replacing using overlapping data in 1870.
<a href="#">Jordá et al. (2017)</a>	JST	1870 - 1944	Replacing using overlapping data in 1945.
<a href="#">Michael Bordo et al. (2001)</a>	BORDO	1945 - 1945	Replacing using overlapping data in 1946.
<a href="#">Jordá et al. (2017)</a>	JST	1946 - 1954	Replacing using overlapping data in 1955.
<a href="#">OECD (1986)</a>	OECD MEI ARC	1955 - 1958	Replacing using overlapping data in 1959.
<a href="#">OECD (2024)</a>	OECD KEI	1959 - 1959	Replacing using overlapping data in 1960.
<a href="#">OECD (2024)</a>	OECD EO	1960 - 1972	Replacing using overlapping data in 1973.
<a href="#">Eurostat (2025)</a>	EUS	1973 - 2025	Baseline source, overlaps with anchor year 2018.
<a href="#">OECD (2024)</a>	OECD EO	2026 - 2026	Replacing using overlapping data in 2027.

## 2 Harmonised series

— GMD estimate | Source change ● AMECO ● BORDO ● CLIO ● EUS ● FZ ● IMF IFS ● JST ● OECD EO ● OECD KEI ● OECD MEI ARC ● CS2



# New Zealand

COVERAGE  
1933–2026

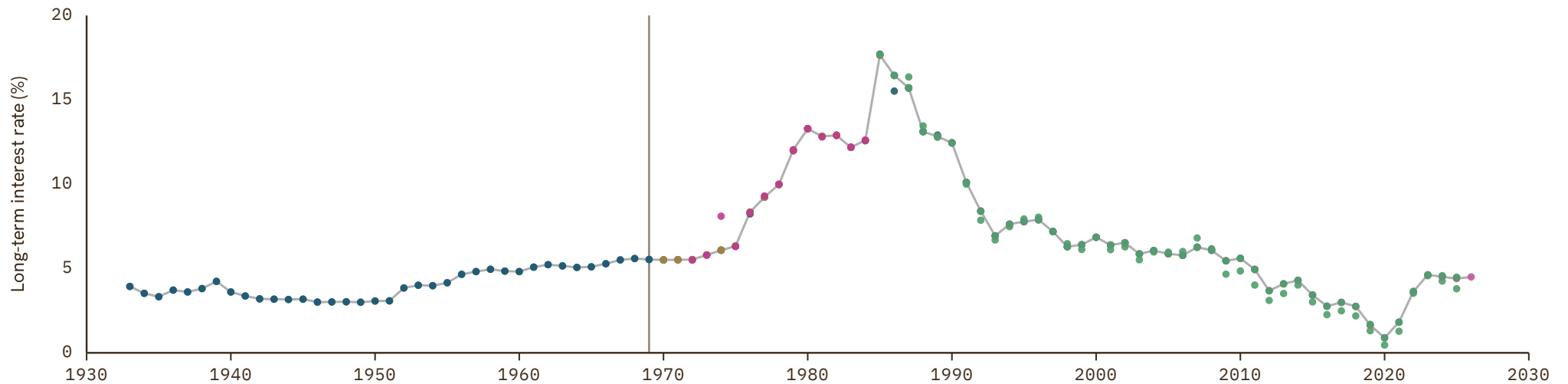
UNIT  
in %

## 1 Source composition

SOURCE	CODE	TIME SPAN	NOTES
Homer et al. (1996)	Homer Sylla	1933 - 1969	Replacing using overlapping data in 1970.
OECD (2024)	OECD EO	1970 - 2026	Baseline source, overlaps with anchor year 2018.

## 2 Harmonised series

— GMD estimate | Source change ● CLIO ● Homer Sylla ● IMF IFS ● OECD EO ● OECD KEI ● OECD MEI ARC ● CS1



# Niger

COVERAGE  
2014–2015

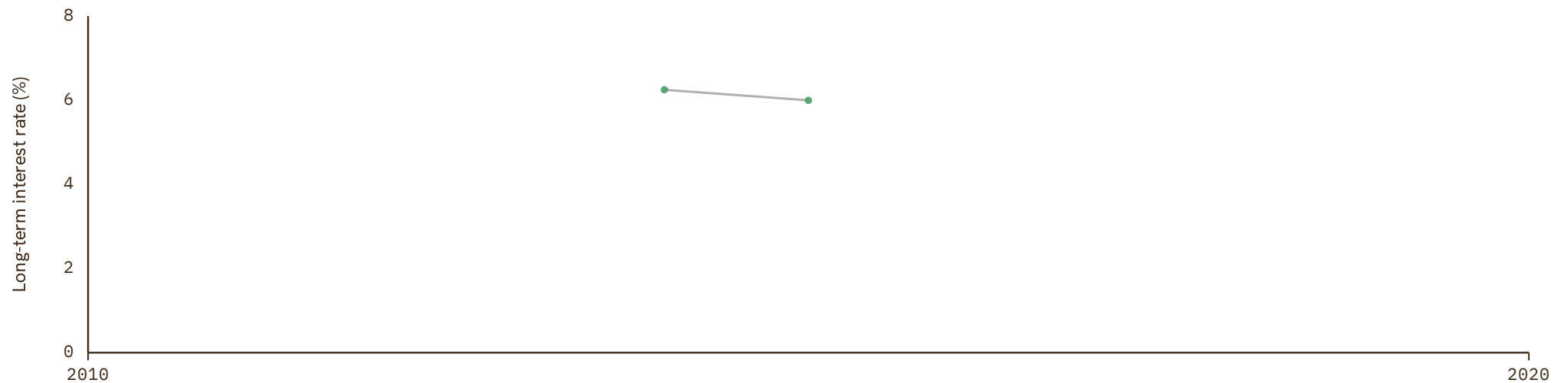
UNIT  
in %

## 1 Source composition

SOURCE	CODE	TIME SPAN	NOTES
International Monetary Fund (2025)	IMF IFS	2014 - 2015	Replacing using overlapping data in 2016.

## 2 Harmonised series

— GMD estimate ● IMF IFS



# Norway

COVERAGE  
1820–2026

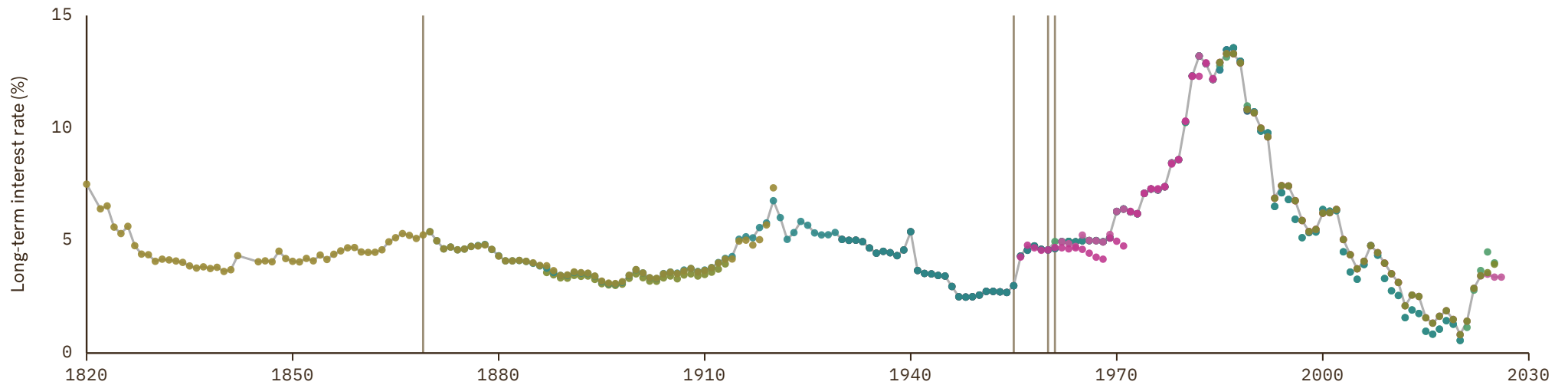
UNIT  
in %

## 1 Source composition

SOURCE	CODE	TIME SPAN	NOTES
<a href="#">Eitrheim et al. (2023)</a>	CS2 NOR	1820 - 1869	Replacing using overlapping data in 1870.
<a href="#">Jordá et al. (2017)</a>	JST	1870 - 1955	Replacing using overlapping data in 1956.
<a href="#">OECD (1986)</a>	OECD MEI ARC	1956 - 1960	Replacing using overlapping data in 1961.
<a href="#">International Monetary Fund (2025)</a>	IMF IFS	1961 - 1961	Replacing using overlapping data in 1962.
<a href="#">OECD (2024)</a>	OECD EO	1962 - 2026	Baseline source, overlaps with anchor year 2018.

## 2 Harmonised series

— GMD estimate | Source change ● BORDO ● CLIO ● FZ ● Homer Sylla ● IMF IFS ● JST ● OECD EO ● OECD KEI ● OECD MEI ARC ● CS2



# Pakistan

COVERAGE  
1948-2021

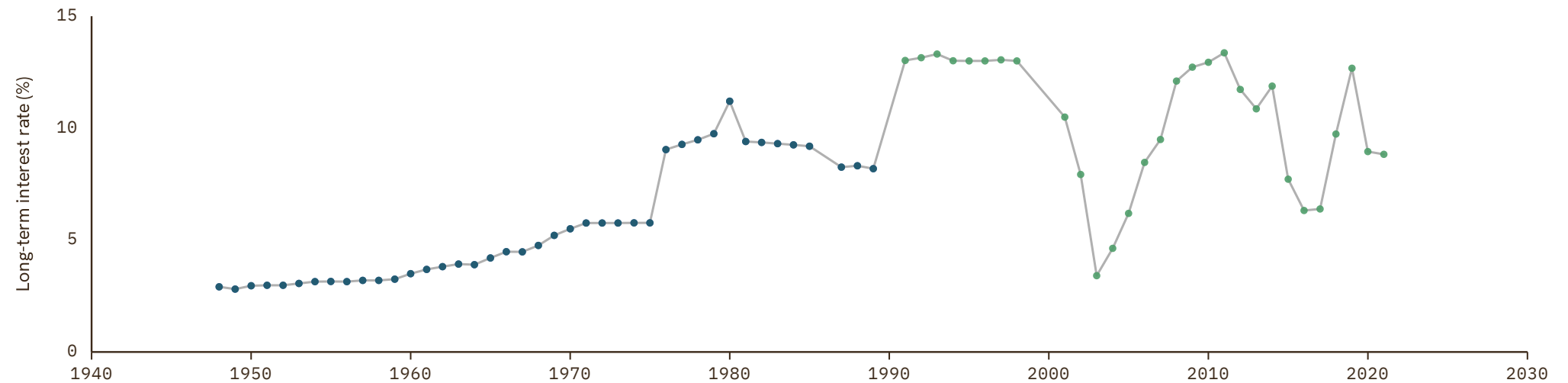
UNIT  
in %

## 1 Source composition

SOURCE	CODE	TIME SPAN	NOTES
<a href="#">Homer et al. (1996)</a>	Homer Sylla	1948 - 1990	Replacing using overlapping data in 1991.
<a href="#">International Monetary Fund (2025)</a>	IMF IFS	1991 - 2021	Baseline source, overlaps with anchor year 2018.

## 2 Harmonised series

— GMD estimate ● CLIO ● Homer Sylla ● IMF IFS



# Papua New Guinea

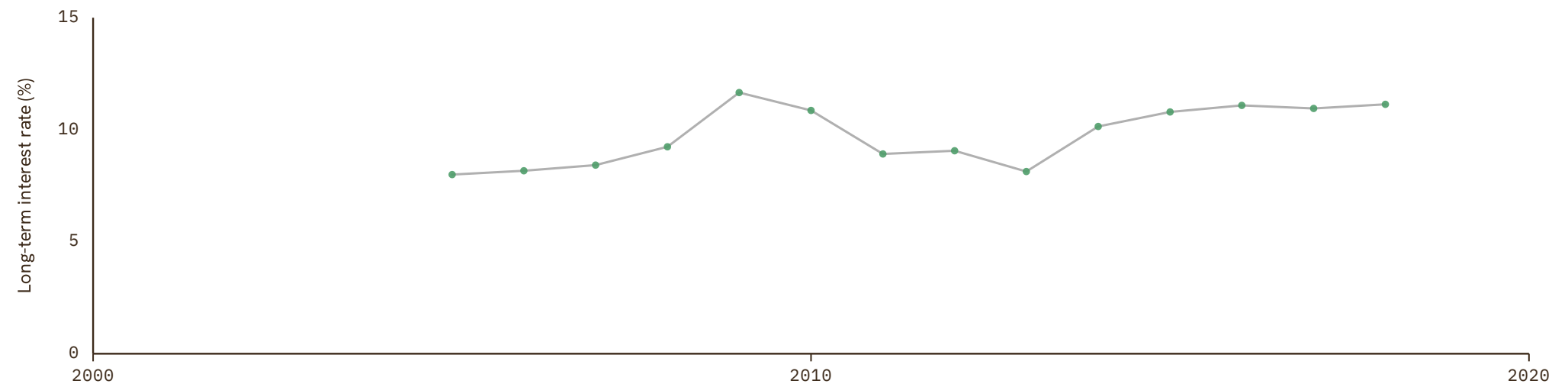
COVERAGE  
2005–2018UNIT  
in %

## 1 Source composition

SOURCE	CODE	TIME SPAN	NOTES
<a href="#">International Monetary Fund (2025)</a>	IMF IFS	2005 - 2018	Replacing using overlapping data in 2019.

## 2 Harmonised series

— GMD estimate ● IMF IFS



# Peru

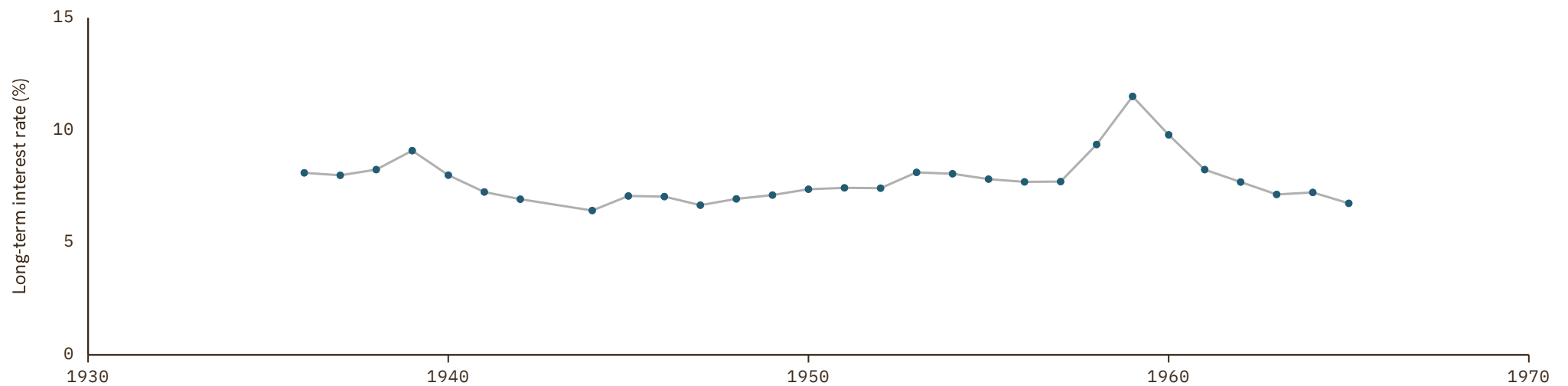
COVERAGE  
1936–1965UNIT  
in %

## 1 Source composition

SOURCE	CODE	TIME SPAN	NOTES
Homer et al. (1996)	Homer Sylla	1936 - 1965	Replacing using overlapping data in 1966.

## 2 Harmonised series

— GMD estimate ● CLIO ● Homer Sylla



# Philippines

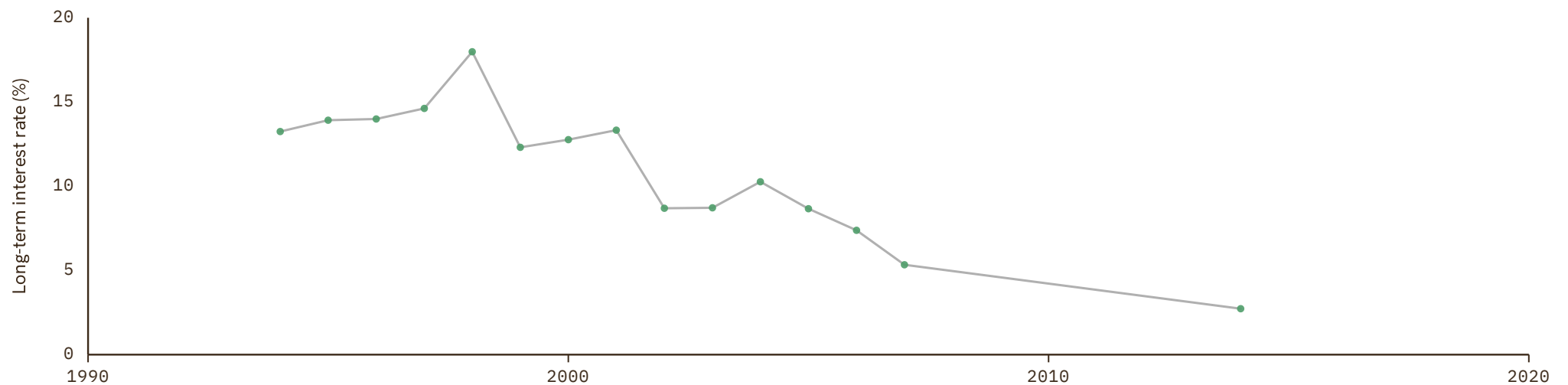
COVERAGE  
1994–2014UNIT  
in %

## 1 Source composition

SOURCE	CODE	TIME SPAN	NOTES
International Monetary Fund (2025)	IMF IFS	1994 - 2014	Replacing using overlapping data in 2015.

## 2 Harmonised series

— GMD estimate ● IMF IFS



# Poland

COVERAGE  
1999-2026

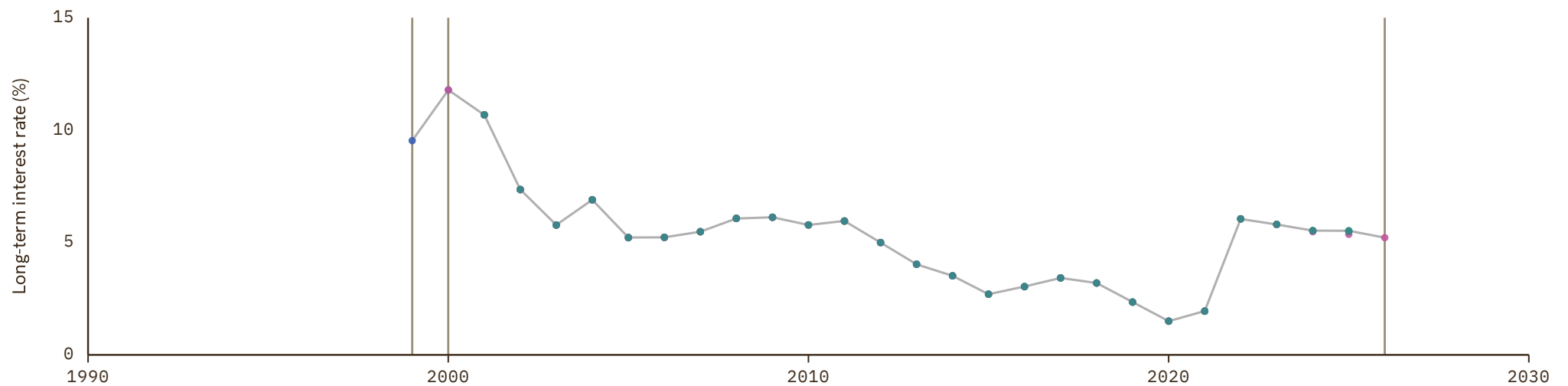
UNIT  
in %

## 1 Source composition

SOURCE	CODE	TIME SPAN	NOTES
<a href="#">European Commission (2024)</a>	AMECO	1999 - 1999	Replacing using overlapping data in 2000.
<a href="#">OECD (2024)</a>	OECD EO	2000 - 2000	Replacing using overlapping data in 2001.
<a href="#">Eurostat (2025)</a>	EUS	2001 - 2025	Baseline source, overlaps with anchor year 2018.
<a href="#">OECD (2024)</a>	OECD EO	2026 - 2026	Replacing using overlapping data in 2027.

## 2 Harmonised series

— GMD estimate | Source change ● AMECO ● CLIO ● EUS ● IMF IFS ● OECD EO ● OECD KEI



# Portugal

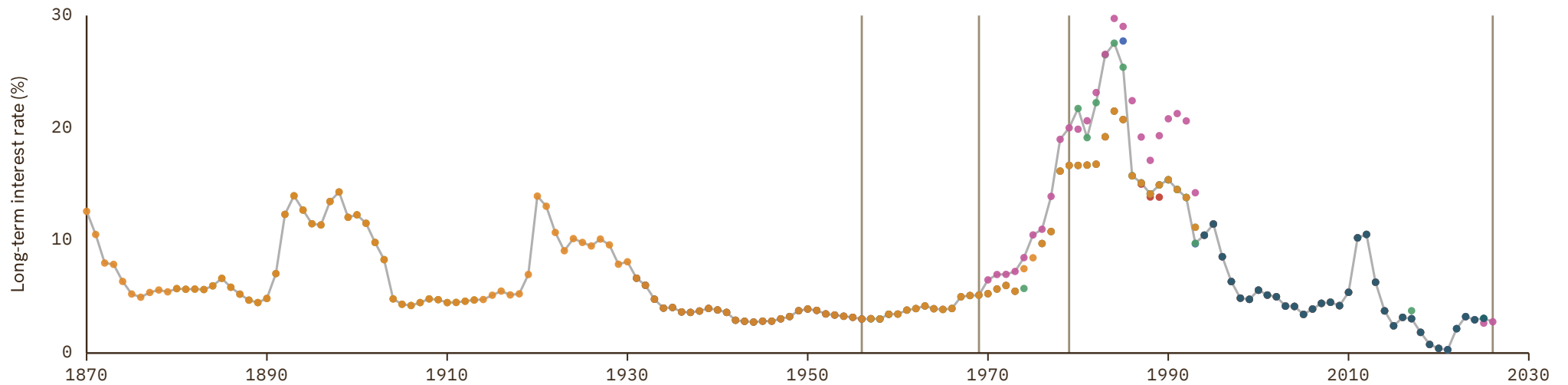
COVERAGE | UNIT  
1870-2026 | in %

## 1 Source composition

SOURCE	CODE	TIME SPAN	NOTES
<a href="#">Jordá et al. (2017)</a>	JST	1870 - 1956	Replacing using overlapping data in 1957.
<a href="#">International Monetary Fund (2025)</a>	IMF IFS	1957 - 1969	Replacing using overlapping data in 1970.
<a href="#">OECD (2024)</a>	OECD EO	1970 - 1979	Replacing using overlapping data in 1980.
<a href="#">Eurostat (2025)</a>	EUS	1980 - 2025	Baseline source, overlaps with anchor year 2018.
<a href="#">OECD (2024)</a>	OECD EO	2026 - 2026	Replacing using overlapping data in 2027.

## 2 Harmonised series

— GMD estimate | Source change ● AMECO ● CLIO ● EUS ● FZ ● Homer Sylla ● IMF IFS ● JST ● OECD EO ● OECD KEI



# Romania

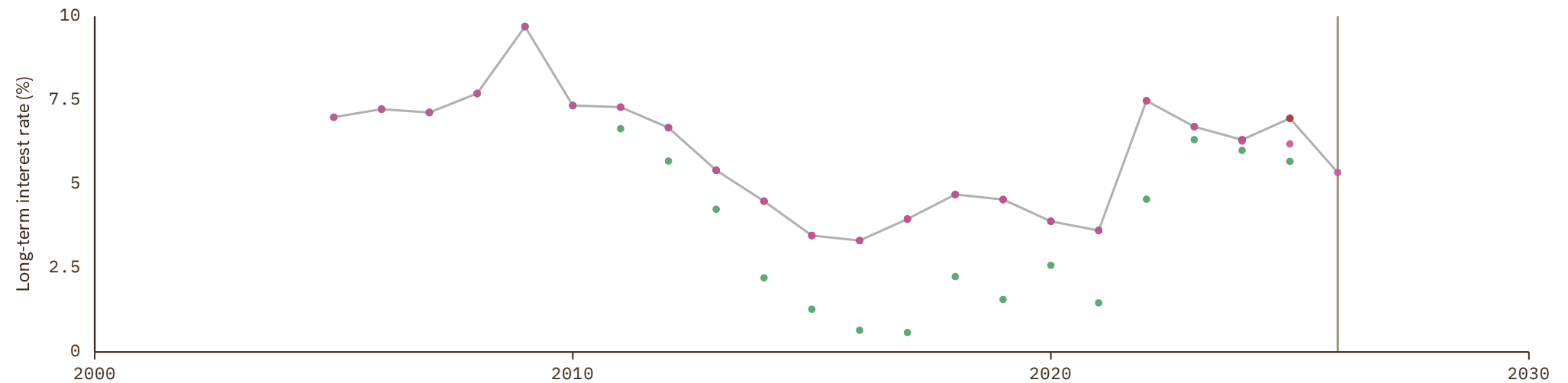
COVERAGE | UNIT  
2005-2026 | in %

## 1 Source composition

SOURCE	CODE	TIME SPAN	NOTES
<a href="#">Eurostat (2025)</a>	EUS	2005 - 2025	Baseline source, overlaps with anchor year 2018.
<a href="#">OECD (2024)</a>	OECD EO	2026 - 2026	Replacing using overlapping data in 2027.

## 2 Harmonised series

— GMD estimate | | Source change ● AMECO ● EUS ● IMF IFS ● OECD EO



# Russian Federation

COVERAGE  
1880-2024

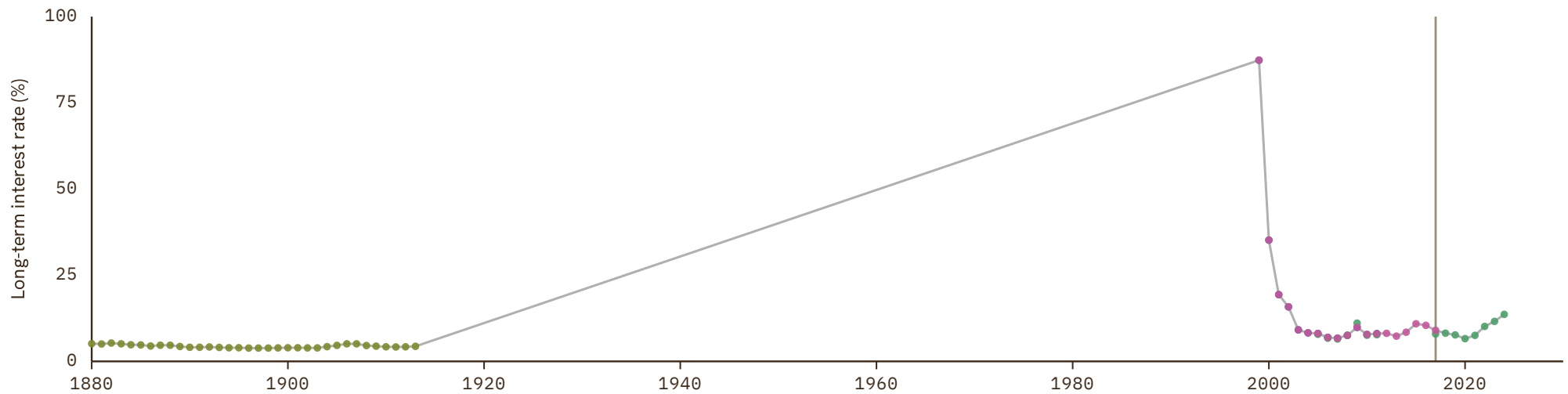
UNIT  
in %

## 1 Source composition

SOURCE	CODE	TIME SPAN	NOTES
Marc Flandreau et al. (2004)	FZ	1880 - 1998	Replacing using overlapping data in 1999.
OECD (2024)	OECD KEI	1999 - 2017	Replacing using overlapping data in 2018.
International Monetary Fund (2025)	IMF IFS	2018 - 2024	Baseline source, overlaps with anchor year 2018.

## 2 Harmonised series

— GMD estimate | Source change ● CLIO ● FZ ● IMF IFS ● OECD KEI



# Senegal

COVERAGE  
2012–2015

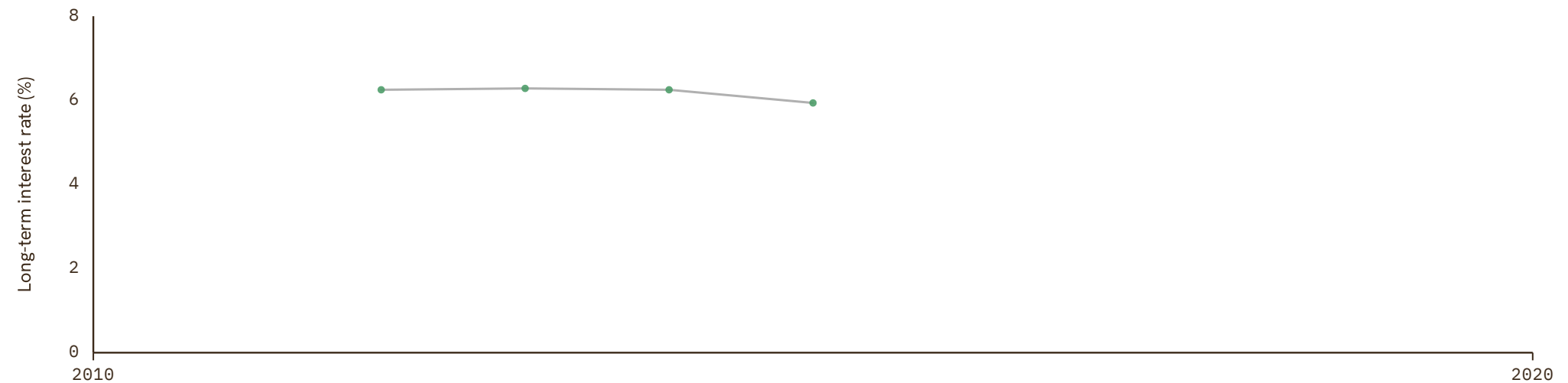
UNIT  
in %

## 1 Source composition

SOURCE	CODE	TIME SPAN	NOTES
International Monetary Fund (2025)	IMF IFS	2012 - 2015	Replacing using overlapping data in 2016.

## 2 Harmonised series

— GMD estimate ● IMF IFS



# Seychelles

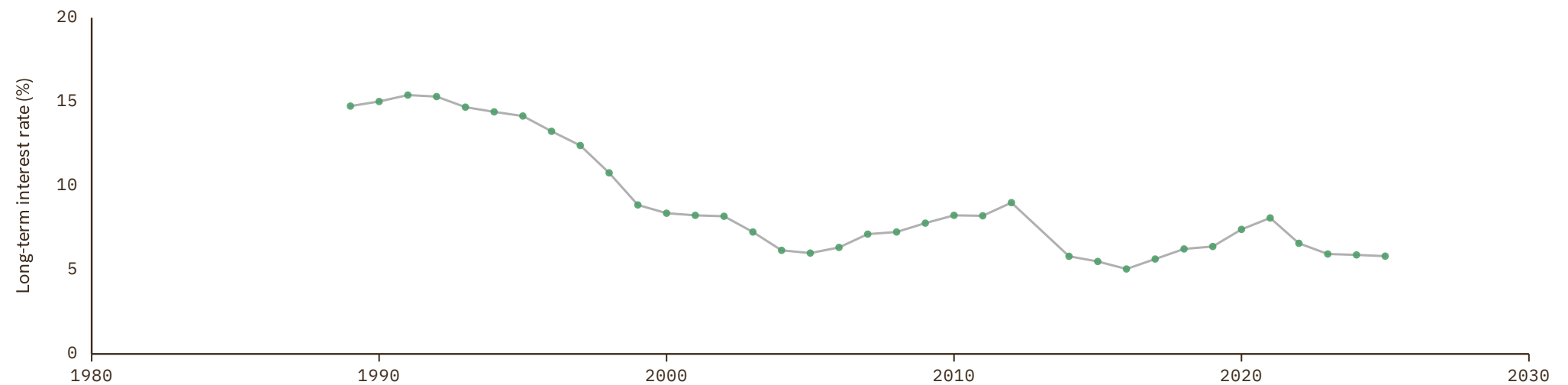
COVERAGE  
1989–2025UNIT  
in %

## 1 Source composition

SOURCE	CODE	TIME SPAN	NOTES
<a href="#">International Monetary Fund (2025)</a>	IMF IFS	1989 - 2025	Baseline source, overlaps with anchor year 2018.

## 2 Harmonised series

— GMD estimate ● IMF IFS



# Slovakia

COVERAGE  
1996-2026

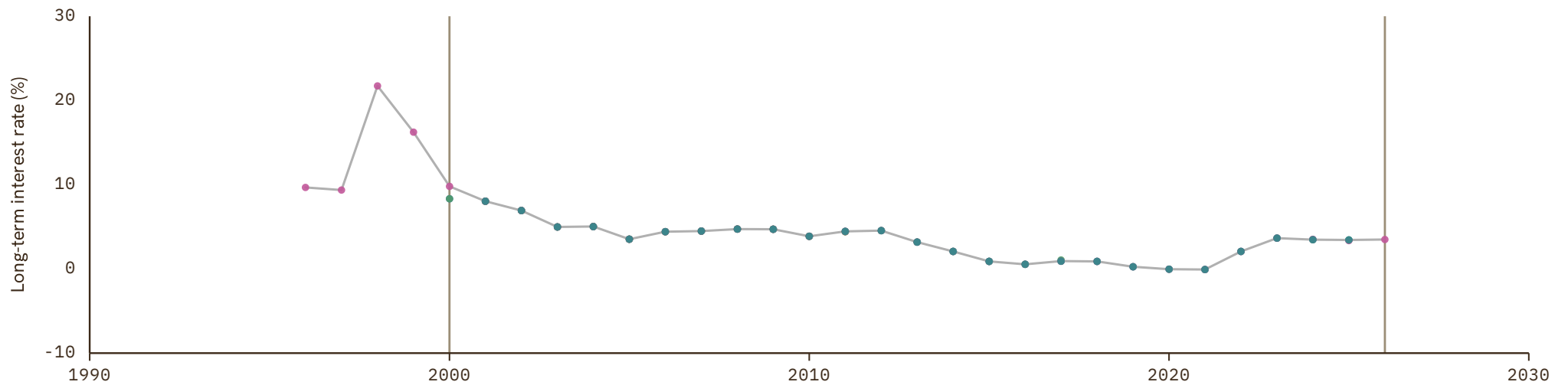
UNIT  
in %

## 1 Source composition

SOURCE	CODE	TIME SPAN	NOTES
OECD (2024)	OECD EO	1996 - 2000	Replacing using overlapping data in 2001.
Eurostat (2025)	EUS	2001 - 2025	Baseline source, overlaps with anchor year 2018.
OECD (2024)	OECD EO	2026 - 2026	Replacing using overlapping data in 2027.

## 2 Harmonised series

— GMD estimate | Source change ● AMECO ● CLIO ● EUS ● IMF IFS ● OECD EO ● OECD KEI



# Slovenia

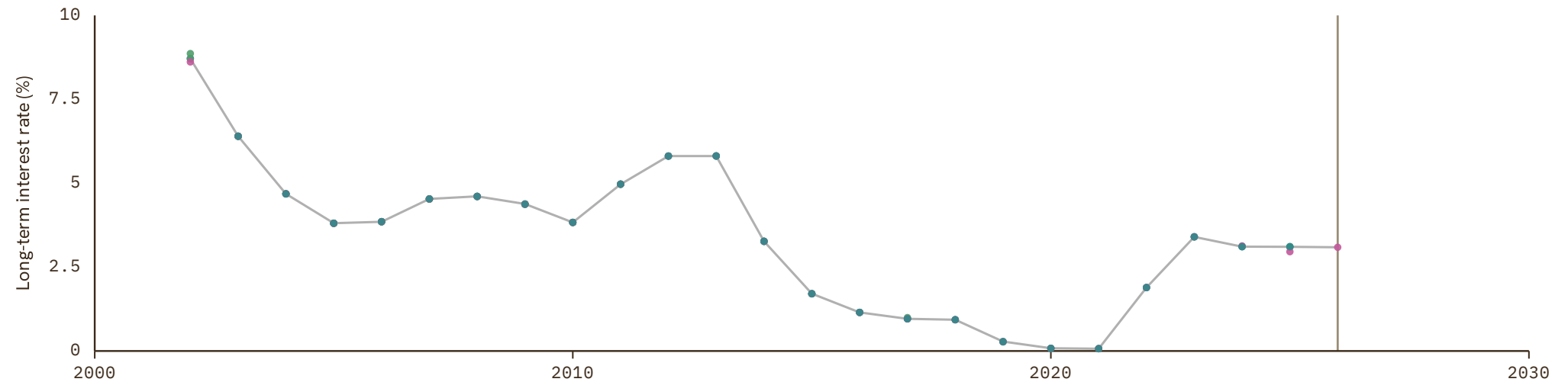
COVERAGE | UNIT  
2002-2026 | in %

## 1 Source composition

SOURCE	CODE	TIME SPAN	NOTES
<a href="#">Eurostat (2025)</a>	EUS	2002 - 2025	Baseline source, overlaps with anchor year 2018.
<a href="#">OECD (2024)</a>	OECD EO	2026 - 2026	Replacing using overlapping data in 2027.

## 2 Harmonised series

— GMD estimate | | Source change ● AMECO ● CLIO ● EUS ● IMF IFS ● OECD EO ● OECD KEI



# South Africa

COVERAGE  
1937-2026

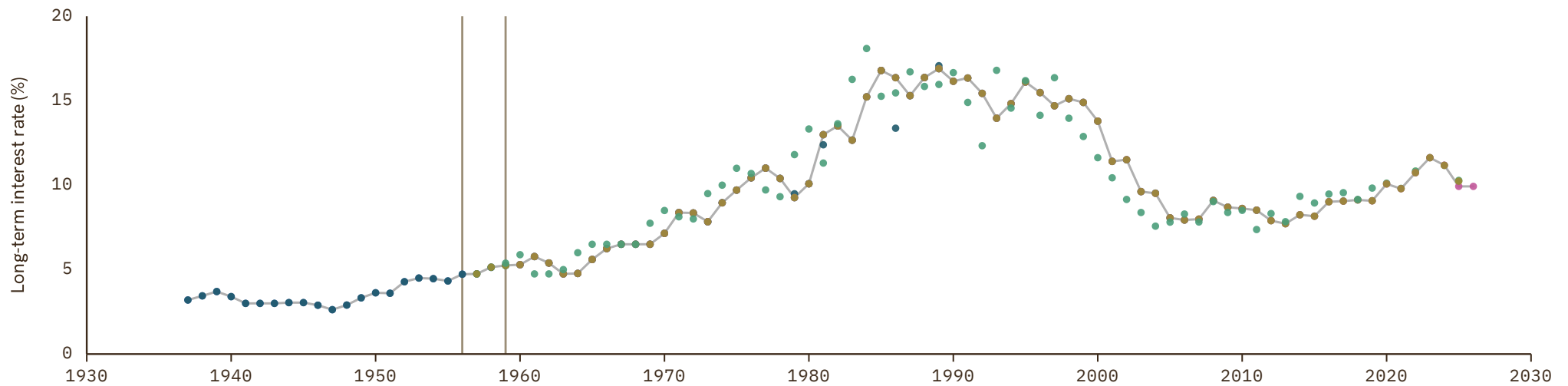
UNIT  
in %

## 1 Source composition

SOURCE	CODE	TIME SPAN	NOTES
Homer et al. (1996)	Homer Sylla	1937 - 1956	Replacing using overlapping data in 1957.
OECD (2024)	OECD KEI	1957 - 1959	Replacing using overlapping data in 1960.
OECD (2024)	OECD EO	1960 - 2026	Baseline source, overlaps with anchor year 2018.

## 2 Harmonised series

— GMD estimate | Source change ● CLIO ● Homer Sylla ● IMF IFS ● OECD EO ● OECD KEI ● CS1



# South Korea

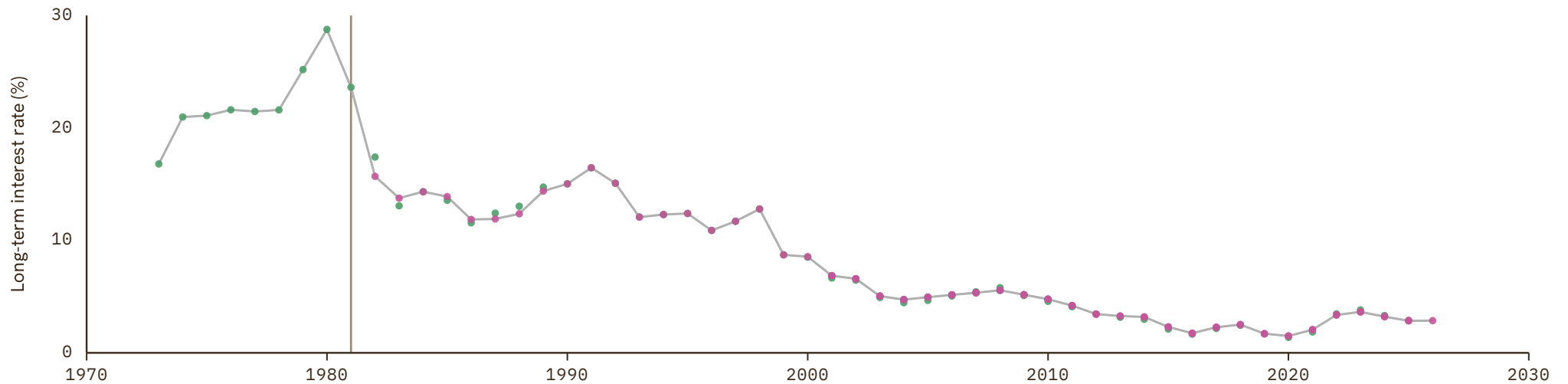
COVERAGE | UNIT  
1973-2026 | in %

## 1 Source composition

SOURCE	CODE	TIME SPAN	NOTES
International Monetary Fund (2025)	IMF IFS	1973 - 1981	Replacing using overlapping data in 1982.
OECD (2024)	OECD EO	1982 - 2026	Baseline source, overlaps with anchor year 2018.

## 2 Harmonised series

— GMD estimate | Source change ● CLIO ● IMF IFS ● OECD EO ● OECD KEI



# Spain

COVERAGE  
1821-2026

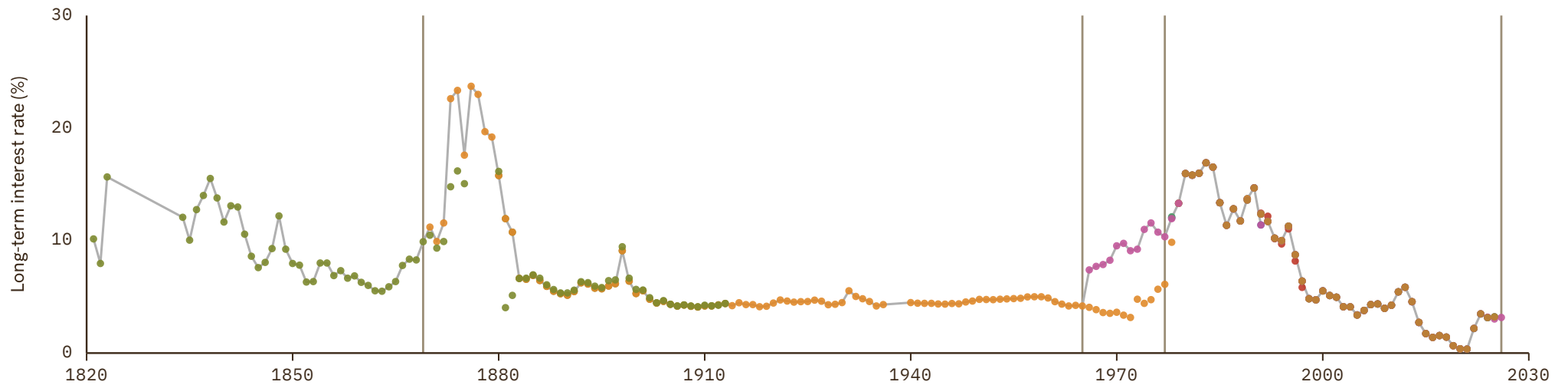
UNIT  
in %

## 1 Source composition

SOURCE	CODE	TIME SPAN	NOTES
Cox et al. (2021)	MD	1821 - 1869	Replacing using overlapping data in 1870.
Jordá et al. (2017)	JST	1870 - 1965	Replacing using overlapping data in 1966.
OECD (2024)	OECD EO	1966 - 1977	Replacing using overlapping data in 1978.
Eurostat (2025)	EUS	1978 - 2025	Baseline source, overlaps with anchor year 2018.
OECD (2024)	OECD EO	2026 - 2026	Replacing using overlapping data in 2027.

## 2 Harmonised series

— GMD estimate | Source change ● AMECO ● BORDO ● CLIO ● EUS ● FZ ● IMF IFS ● JST ● MD ● OECD EO ● OECD KEI



# Sri Lanka

COVERAGE

2009–2019

UNIT

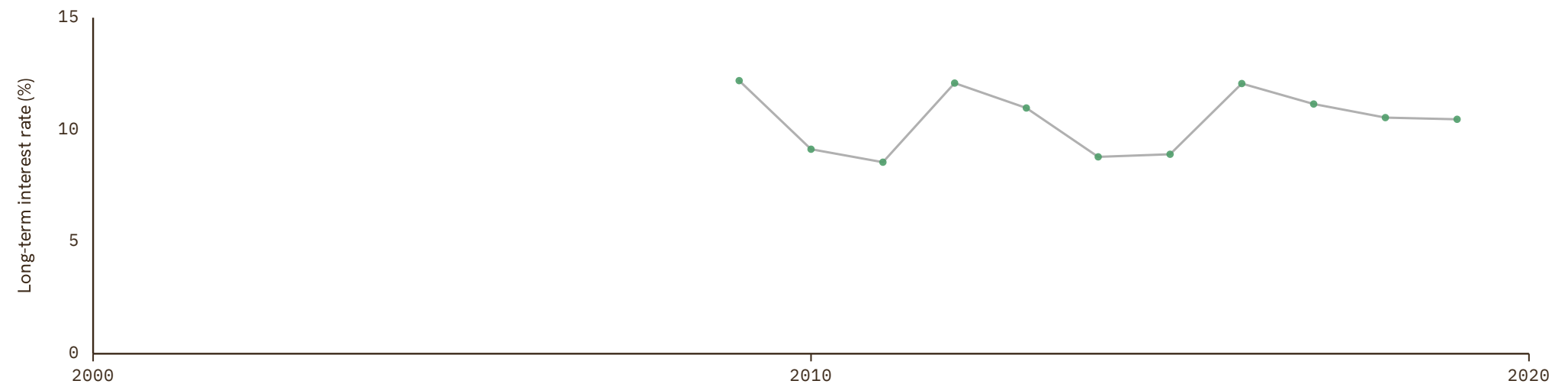
in %

## 1 Source composition

SOURCE	CODE	TIME SPAN	NOTES
<a href="#">International Monetary Fund (2025)</a>	IMF IFS	2009 - 2019	Baseline source, overlaps with anchor year 2018.

## 2 Harmonised series

— GMD estimate ● IMF IFS



# Sweden

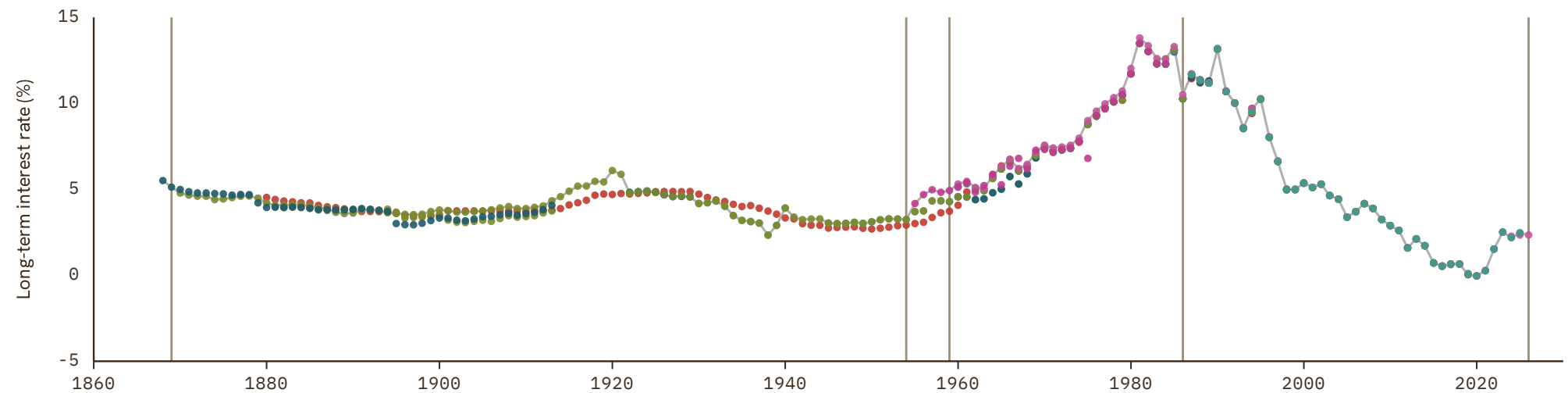
COVERAGE  
1868–2026

UNIT  
in %

## 1 Source composition

SOURCE	CODE	TIME SPAN	NOTES
<a href="#">Cox et al. (2021)</a>	MD	1868 - 1869	Replacing using overlapping data in 1870.
<a href="#">Jordá et al. (2017)</a>	JST	1870 - 1954	Replacing using overlapping data in 1955.
<a href="#">OECD (1986)</a>	OECD MEI ARC	1955 - 1959	Replacing using overlapping data in 1960.
<a href="#">OECD (2024)</a>	OECD EO	1960 - 1986	Replacing using overlapping data in 1987.
<a href="#">Eurostat (2025)</a>	EUS	1987 - 2025	Baseline source, overlaps with anchor year 2018.
<a href="#">OECD (2024)</a>	OECD EO	2026 - 2026	Replacing using overlapping data in 2027.

## 2 Harmonised series



# Switzerland

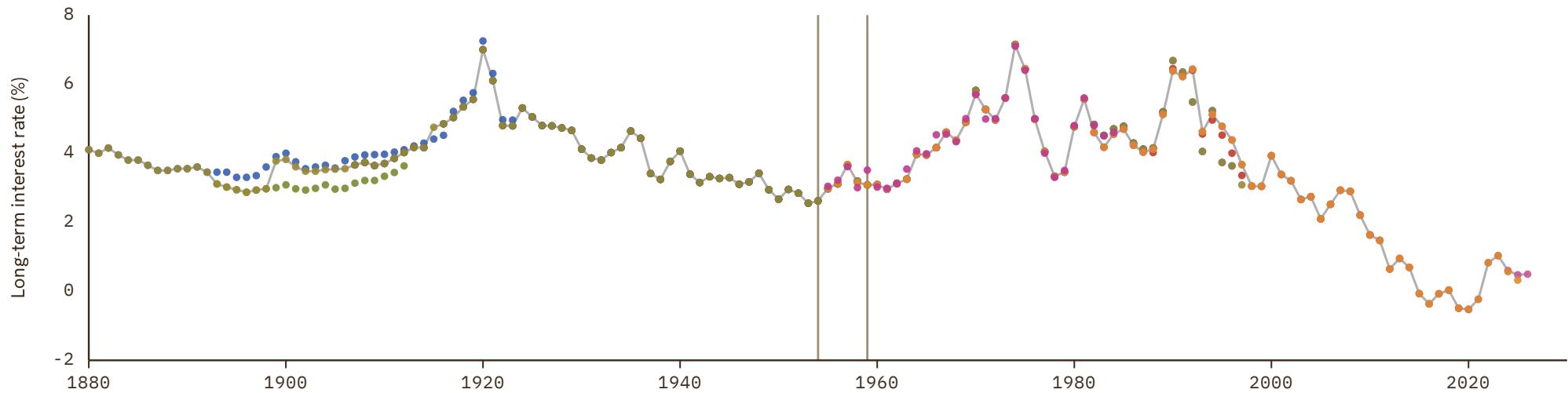
COVERAGE | UNIT  
1880-2026 | in %

## 1 Source composition

SOURCE	CODE	TIME SPAN	NOTES
<a href="#">Jordá et al. (2017)</a>	JST	1880 - 1954	Replacing using overlapping data in 1955.
<a href="#">OECD (2024)</a>	OECD KEI	1955 - 1959	Replacing using overlapping data in 1960.
<a href="#">OECD (2024)</a>	OECD EO	1960 - 2026	Baseline source, overlaps with anchor year 2018.

## 2 Harmonised series

— GMD estimate | Source change ● BORDO ● CLIO ● FZ ● Homer Sylla ● JST ● OECD EO ● OECD KEI ● OECD MEI ARC



# Thailand

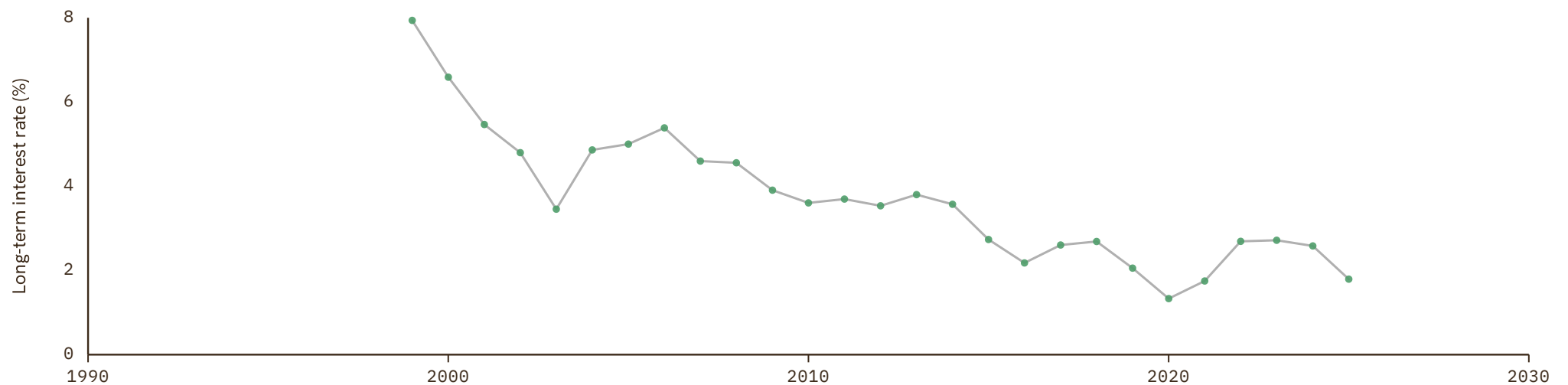
COVERAGE  
1999–2025UNIT  
in %

## 1 Source composition

SOURCE	CODE	TIME SPAN	NOTES
<a href="#">International Monetary Fund (2025)</a>	IMF IFS	1999 - 2025	Baseline source, overlaps with anchor year 2018.

## 2 Harmonised series

— GMD estimate ● IMF IFS



# Togo

COVERAGE  
2012–2015

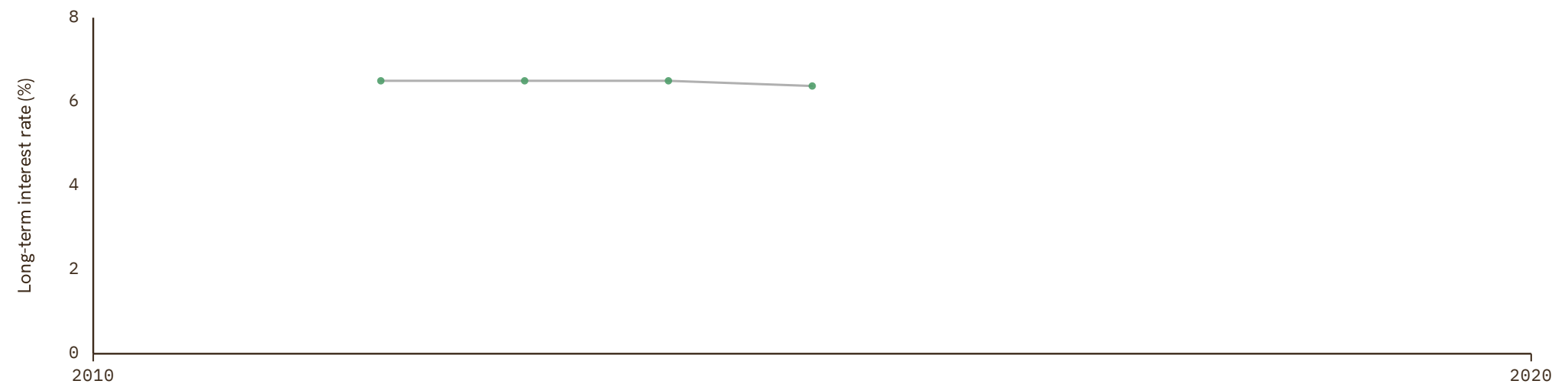
UNIT  
in %

## 1 Source composition

SOURCE	CODE	TIME SPAN	NOTES
International Monetary Fund (2025)	IMF IFS	2012 - 2015	Replacing using overlapping data in 2016.

## 2 Harmonised series

— GMD estimate ● IMF IFS



# Turkey

COVERAGE  
1934–2026

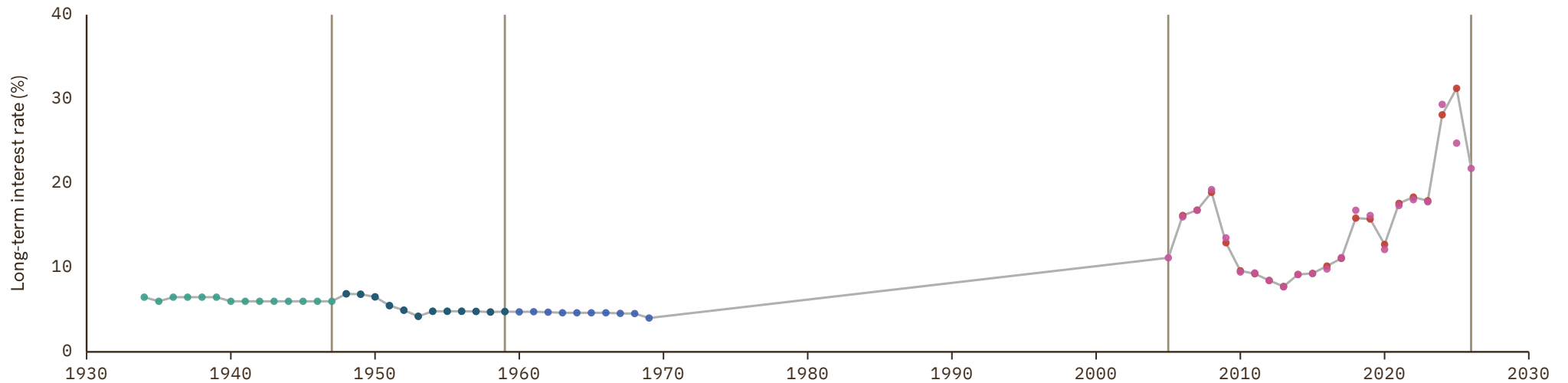
UNIT  
in %

## 1 Source composition

SOURCE	CODE	TIME SPAN	NOTES
National Bank of Serbia (2024)	NBS	1934 - 1947	Replacing using overlapping data in 1948.
Homer et al. (1996)	Homer Sylla	1948 - 1959	Replacing using overlapping data in 1960.
Internl Inst. Social History (2024)	CLIO	1960 - 2004	Replacing using overlapping data in 2005.
OECD (2024)	OECD EO	2005 - 2005	Replacing using overlapping data in 2006.
Eurostat (2025)	EUS	2006 - 2025	Baseline source, overlaps with anchor year 2018.
OECD (2024)	OECD EO	2026 - 2026	Replacing using overlapping data in 2027.

## 2 Harmonised series

— GMD estimate | Source change ● CLIO ● EUS ● Homer Sylla ● NBS ● OECD EO



# United Kingdom

COVERAGE  
1727-2026

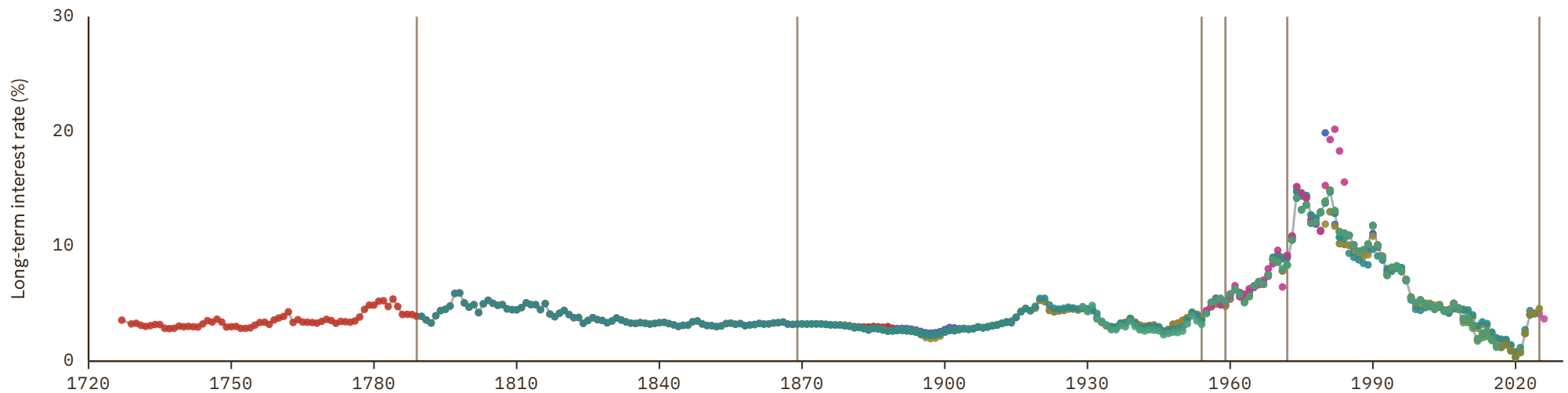
UNIT  
in %

## 1 Source composition

SOURCE	CODE	TIME SPAN	NOTES
<a href="#">Internl Inst. Social History (2024)</a>	CLIO	1727 - 1789	Replacing using overlapping data in 1790.
<a href="#">Lawrence H. Officer et al. (2024)</a>	MW	1790 - 1869	Replacing using overlapping data in 1870.
<a href="#">Jordá et al. (2017)</a>	JST	1870 - 1954	Replacing using overlapping data in 1955.
<a href="#">OECD (1986)</a>	OECD MEI ARC	1955 - 1959	Replacing using overlapping data in 1960.
<a href="#">OECD (2024)</a>	OECD EO	1960 - 1972	Replacing using overlapping data in 1973.
<a href="#">Eurostat (2025)</a>	EUS	1973 - 2024	Baseline source, overlaps with anchor year 2018.
<a href="#">OECD (2024)</a>	OECD EO	2025 - 2026	Replacing using overlapping data in 2027.

## 2 Harmonised series

— GMD estimate | Source change ● BORDO ● CLIO ● EUS ● FZ ● JST ● MW ● OECD EO ● OECD KEI ● OECD MEI ARC ● CS1



# United States

COVERAGE  
1798–2026

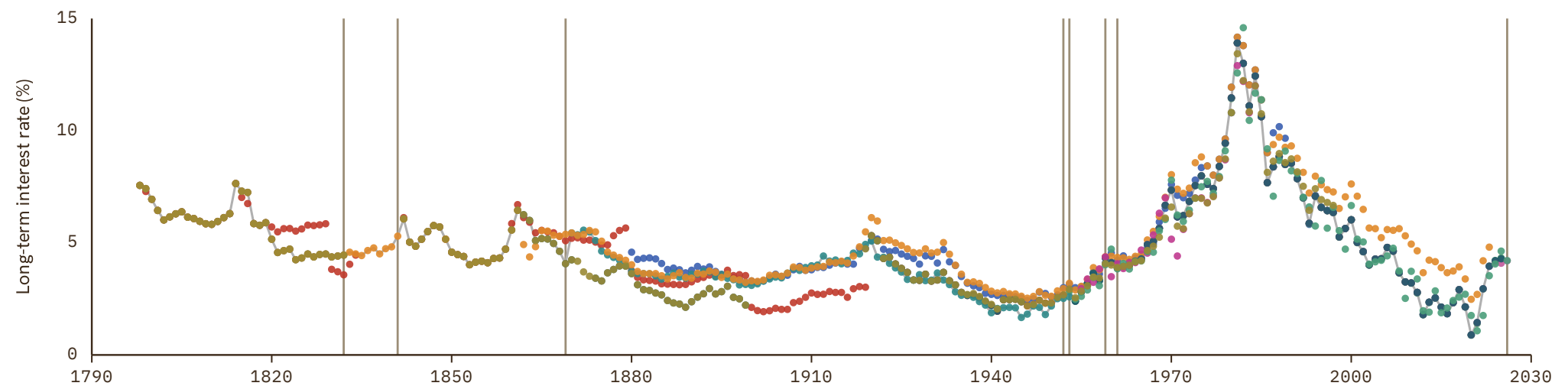
UNIT  
in %

## 1 Source composition

SOURCE	CODE	TIME SPAN	NOTES
<a href="#">Carter et al. (2006)</a>	CS2 USA	1798 - 1832	Replacing using overlapping data in 1833.
<a href="#">Lawrence H. Officer et al. (2024)</a>	MW	1833 - 1841	Replacing using overlapping data in 1842.
<a href="#">Carter et al. (2006)</a>	CS2 USA	1842 - 1869	Replacing using overlapping data in 1870.
<a href="#">Jordá et al. (2017)</a>	JST	1870 - 1952	Replacing using overlapping data in 1953.
<a href="#">International Monetary Fund (2025)</a>	IMF IFS	1953 - 1953	Replacing using overlapping data in 1954.
<a href="#">OECD (2024)</a>	OECD KEI	1954 - 1959	Replacing using overlapping data in 1960.
<a href="#">OECD (2024)</a>	OECD EO	1960 - 1961	Replacing using overlapping data in 1962.
<a href="#">Eurostat (2025)</a>	EUS	1962 - 2025	Baseline source, overlaps with anchor year 2018.
<a href="#">OECD (2024)</a>	OECD EO	2026 - 2026	Replacing using overlapping data in 2027.

## 2 Harmonised series

— GMD estimate | Source change ● BORDO ● CLIO ● EUS ● Homer Sylla ● IMF IFS ● JST ● MW ● OECD EO ● OECD KEI ● OECD MEI ARC ● CS1 ● CS2



# Uruguay

COVERAGE

1936–1969

UNIT

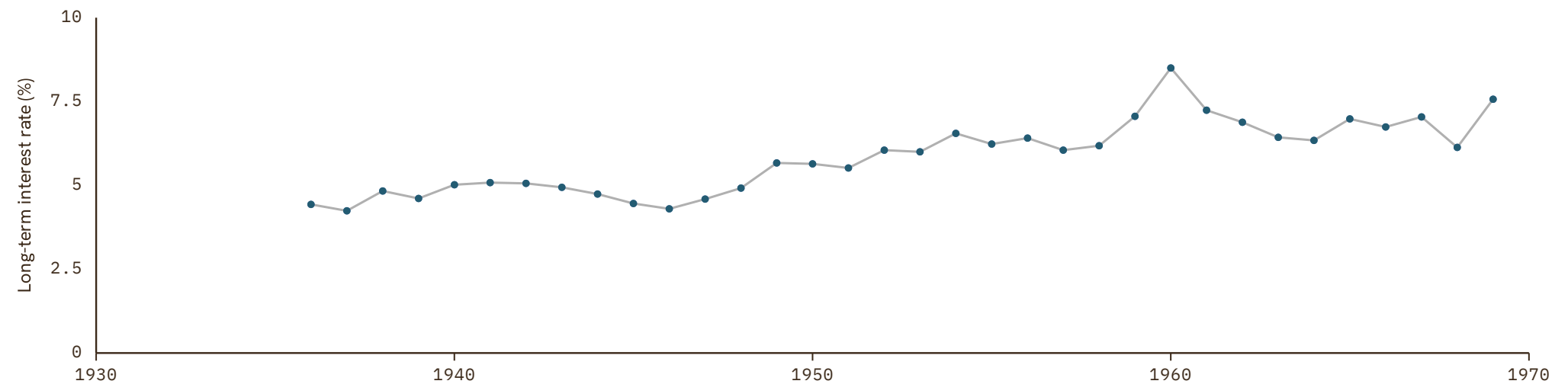
in %

## 1 Source composition

SOURCE	CODE	TIME SPAN	NOTES
<a href="#">Homer et al. (1996)</a>	Homer Sylla	1936 - 1969	Replacing using overlapping data in 1970.

## 2 Harmonised series

— GMD estimate ● CLIO ● Homer Sylla



# Venezuela

COVERAGE  
1999–2017

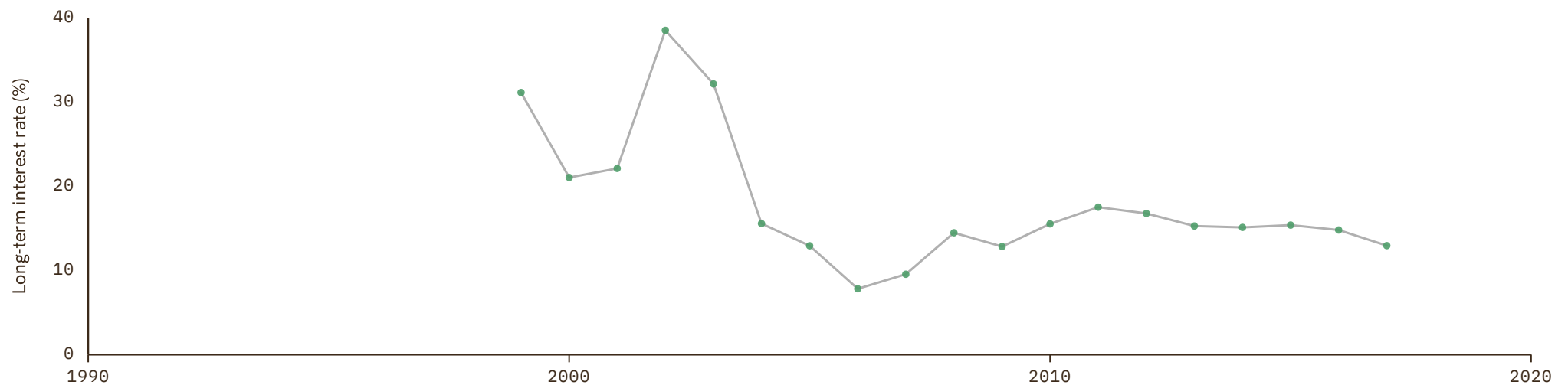
UNIT  
in %

## 1 Source composition

SOURCE	CODE	TIME SPAN	NOTES
<a href="#">International Monetary Fund (2025)</a>	IMF IFS	1999 - 2017	Replacing using overlapping data in 2018.

## 2 Harmonised series

— GMD estimate ● IMF IFS



# Solomon Islands

COVERAGE  
1981-2021

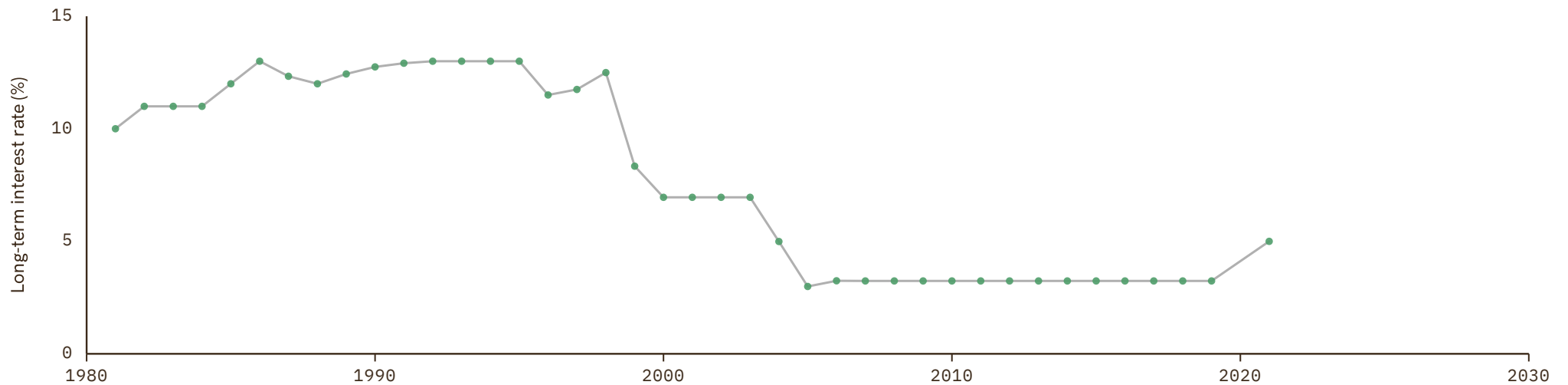
UNIT  
in %

## 1 Source composition

SOURCE	CODE	TIME SPAN	NOTES
<a href="#">International Monetary Fund (2025)</a>	IMF IFS	1981 - 2021	Baseline source, overlaps with anchor year 2018.

## 2 Harmonised series

— GMD estimate ● IMF IFS



# Vanuatu

COVERAGE

1989–2025

UNIT

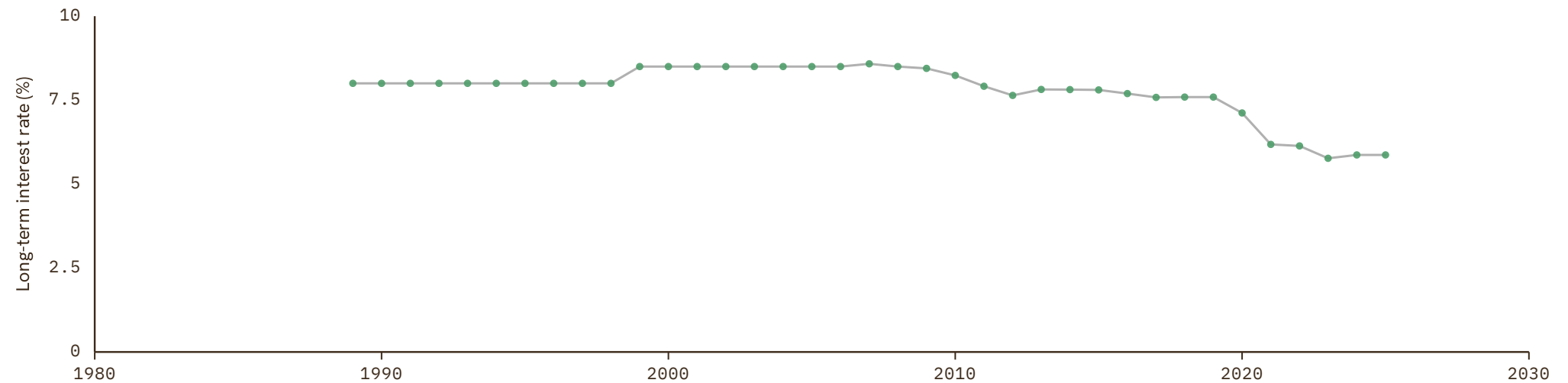
in %

## 1 Source composition

SOURCE	CODE	TIME SPAN	NOTES
<a href="#">International Monetary Fund (2025)</a>	IMF IFS	1989 - 2025	Baseline source, overlaps with anchor year 2018.

## 2 Harmonised series

— GMD estimate ● IMF IFS



# References

- 
- AMECO** European Commission (2024). AMECO Database. [https://economy-finance.ec.europa.eu/economic-research-and-databases/economic-databases/ameco-database\\_en](https://economy-finance.ec.europa.eu/economic-research-and-databases/economic-databases/ameco-database_en)
- 
- BORDO** Michael Bordo and Barry Eichengreen and Daniela Klingebiel and Maria S. Martinez-Peria (2001). Is the Crisis Problem Growing More Severe?. <https://ideas.repec.org/a/oup/ecpoli/v16y2001i32p52-82..html>
- 
- CLIO** Internl Inst. Social History (2024). Clío Infra: Repository of Global Inequality Data. International Institute of Social History. <https://clio-infra.eu>
- 
- CS1\_DNK** Abildgren, Kim (2017). A Chart & Data Book on the Monetary and Financial History of Denmark. Working Paper. <https://sites.google.com/view/kim-abildgren/historical-statistics>
- 
- CS2\_FRA** Levy-Garboua, Vivien and Monnet, Eric (2016). Les Taux d'Intérêts en France: Une Perspective Historique.
- 
- CS2\_ISL** Statistics Iceland (1997). Hagskinna — Icelandic Historical Statistics from the 17th Century to 1990. Hagstofa Íslands. <https://baekur.is/bok/8f318e69-dc49-4a9f-a8ec-805b2352bad0>
- 
- CS2\_ITA** Piselli, Paola and Vercelli, Fabio (2023). I Titoli Pubblici nei Bilanci delle Banche 1890-2016. Banca d'Italia. <https://www.bancaditalia.it/statistiche/tematiche/stat-storiche/stat-storiche-moneta/index.html>
- 
- CS2\_NLD** CBS and Univ. Groningen (2001). Tweehonderd jaar statistiek in tijdreeksen 1800-1999. .
- 
- CS2\_NOR** Eitheim, Øyvind and Klovland, Jan T. and Qvigstad, Jan F. (2023). Historical Monetary and Financial Statistics for Norway. Norges Bank. <https://www.norges-bank.no/en/news-events/news-publications/Papers/Occasional-Papers/57-historical-monetary-and-financial-statistics/>
- 
- CS2\_USA** Carter, Susan B. and Gartner, Scott S. and Haines, Michael R. and Olmstead, Alan L. and Sutch, Richard and Wright, Gavin (2006). Historical Statistics of the United States: Millennial Edition. Cambridge University Press New York.
- 
- EUS** Eurostat (2025). Eurostat Database. .
- 
- FZ** Marc Flandreau and Frédéric Zumer (2004). The Making of Global Finance 1880-1913. OECD. <https://www.oecd-ilibrary.org/content/publication/9789264015364-en>
- 
- Homer\_Sylla** Homer, S. and Sylla, R.E. (1996). A History of Interest Rates. Rutgers University Press. <https://books.google.com.sg/books?id=w3hmC17-em4C>
- 
- IMF\_IFS** International Monetary Fund (2025). IMF Data Portal. .
- 
- JST** Jordá, Óscar and Schularick, Moritz and Taylor, Alan M. (2017). Macroeconomic History and the New Business Cycle Facts. <https://ideas.repec.org/a/ucp/macann/doi10.1086-690241.html>
- 
- MD** Cox, Gary W and Dincecco, Mark (2021). The Budgetary Origins of Fiscal-Military Prowess. The University of Chicago Press Chicago, IL. <https://dataverse.harvard.edu/dataset.xhtml?persistentId=doi:10.7910/DVN/EVCSCQ>
- 
- MW** Lawrence H. Officer and Samuel H. Williamson (2024). Measures of Worth. MeasuringWorth. <https://www.measuringworth.com>
- 
- NBS** National Bank of Serbia (2024). South-Eastern European Monetary and Economic Statistics from the 19th Century to World War II. <https://www.nbs.rs/en/drugi-nivo-navigacije/publikacije-i-istrazivanja/seemhn/seemhn-dctf/>
- 
- OECD\_EO** OECD (2024). OECD Economic Outlook Data. <https://www.oecd.org/en/topics/sub-issues/economic-outlook.html>
- 
- OECD\_KEI** OECD (2024). OECD Key Economic Indicators Data. [https://www.oecd-ilibrary.org/economics/data/main-economic-indicators/key-short-term-indicators\\_data-00039-en](https://www.oecd-ilibrary.org/economics/data/main-economic-indicators/key-short-term-indicators_data-00039-en)
-

---

# References

---

**OECD\_MEI\_ARC** OECD (1986). OECD Main Economic Indicators - Historical Statistics. [https://archive.org/details/pub\\_oecd-main-economic-indicators-historical-statistics](https://archive.org/details/pub_oecd-main-economic-indicators-historical-statistics)

---