

# Short-term Interest Rate

*in %*

---

RELEASE

2026\_07

COVERAGE

1695 – 2026

## SHORT-TERM INTEREST RATE (%)

---

Albania	8
Algeria	9
Angola	10
Argentina	11
Armenia	12
Australia	13
Austria	14
Azerbaijan	15
Bahamas	16
Bangladesh	17
Barbados	18
Belgium	19
Belize	20
Bhutan	21
Bolivia	22
Brazil	23
Bulgaria	24
Canada	25
Cape Verde	26
Chile	27
China	28
Colombia	29
Costa Rica	30
Croatia	31

## SHORT-TERM INTEREST RATE (%)

---

Cyprus	32
Czech Republic	33
Czechoslovakia	34
Denmark	35
Dominica	36
Dominican Republic	37
Ecuador	38
Egypt	39
El Salvador	40
Estonia	41
Eswatini	42
Fiji	43
Finland	44
France	45
Gambia	46
Georgia	47
Germany	48
Ghana	49
Greece	50
Grenada	51
Guatemala	52
Guinea	53
Guyana	54
Haiti	55

## SHORT-TERM INTEREST RATE (%)

---

Honduras	56
Hong Kong	57
Hungary	58
Iceland	59
India	60
Indonesia	61
Iraq	62
Ireland	63
Israel	64
Italy	65
Ivory Coast	66
Jamaica	67
Japan	68
Kazakhstan	69
Kenya	70
Kyrgyzstan	71
Laos	72
Latvia	73
Lesotho	74
Lithuania	75
Luxembourg	76
Madagascar	77
Malawi	78
Malaysia	79

## SHORT-TERM INTEREST RATE (%)

---

Maldives	80
Malta	81
Mauritania	82
Mauritius	83
Mexico	84
Moldova	85
Mongolia	86
Montenegro	87
Mozambique	88
Namibia	89
Nepal	90
Netherlands	91
New Zealand	92
Nicaragua	93
Nigeria	94
Norway	95
Pakistan	96
Panama	97
Papua New Guinea	98
Paraguay	99
Peru	100
Philippines	101
Poland	102
Portugal	103

## SHORT-TERM INTEREST RATE (%)

---

Romania	104
Russian Federation	105
Rwanda	106
Senegal	107
Serbia	108
Seychelles	109
Sierra Leone	110
Singapore	111
Slovakia	112
Slovenia	113
South Africa	114
South Korea	115
South Sudan	116
Spain	117
Sri Lanka	118
Suriname	119
Sweden	120
Switzerland	121
Taiwan	122
Tajikistan	123
Tanzania	124
Thailand	125
Trinidad and Tobago	126
Turkey	127

## SHORT-TERM INTEREST RATE (%)

---

Uganda	128
United Kingdom	129
United States	130
Uruguay	131
Uzbekistan	132
Venezuela	133
Vietnam	134
Yugoslavia	135
Zambia	136
Zimbabwe	137
Antigua and Barbuda	138
Kosovo	139
Saint Kitts and Nevis	140
Saint Lucia	141
Saint Vincent and the Grenadines	142
Solomon Islands	143
References	144

# Albania

COVERAGE

1994–2024

UNIT

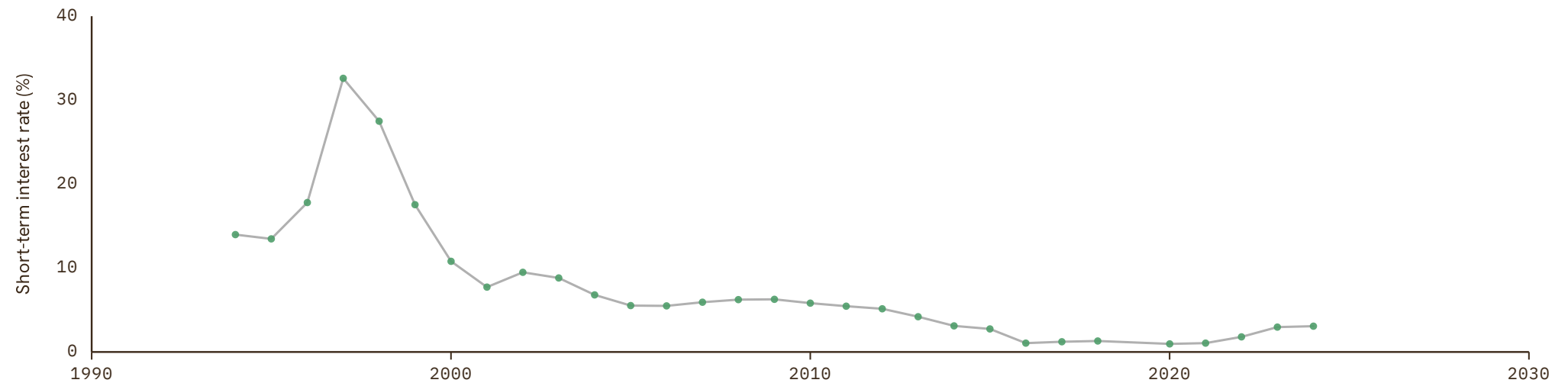
in %

## 1 Source composition

SOURCE	CODE	TIME SPAN	NOTES
International Monetary Fund (2025)	IMF IFS	1994 - 2024	Baseline source, overlaps with anchor year 2018.

## 2 Harmonised series

— GMD estimate ● IMF IFS



# Algeria

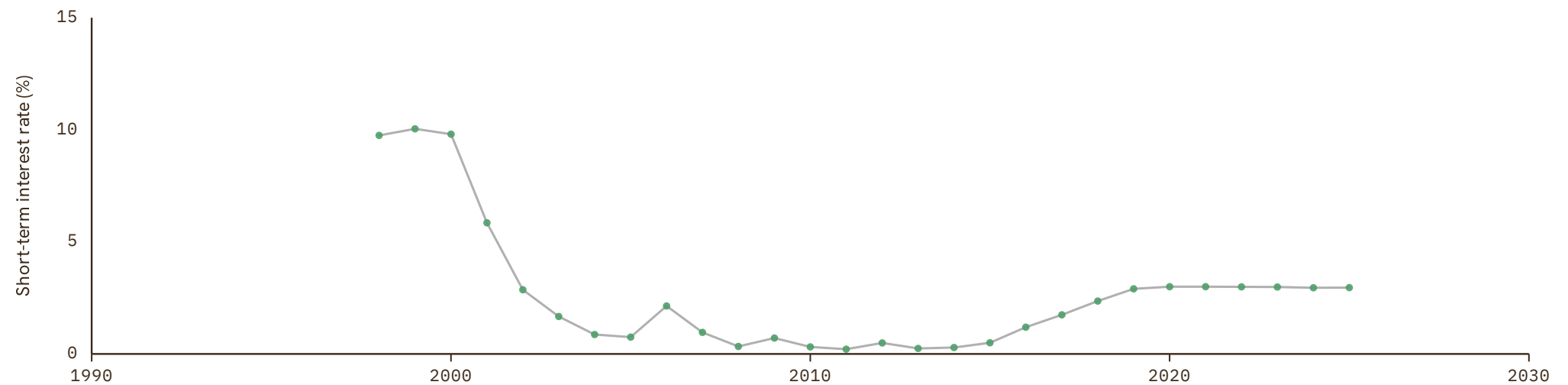
COVERAGE  
1998–2025UNIT  
in %

## 1 Source composition

SOURCE	CODE	TIME SPAN	NOTES
International Monetary Fund (2025)	IMF IFS	1998 - 2025	Baseline source, overlaps with anchor year 2018.

## 2 Harmonised series

— GMD estimate ● IMF IFS



# Angola

COVERAGE

2004–2024

UNIT

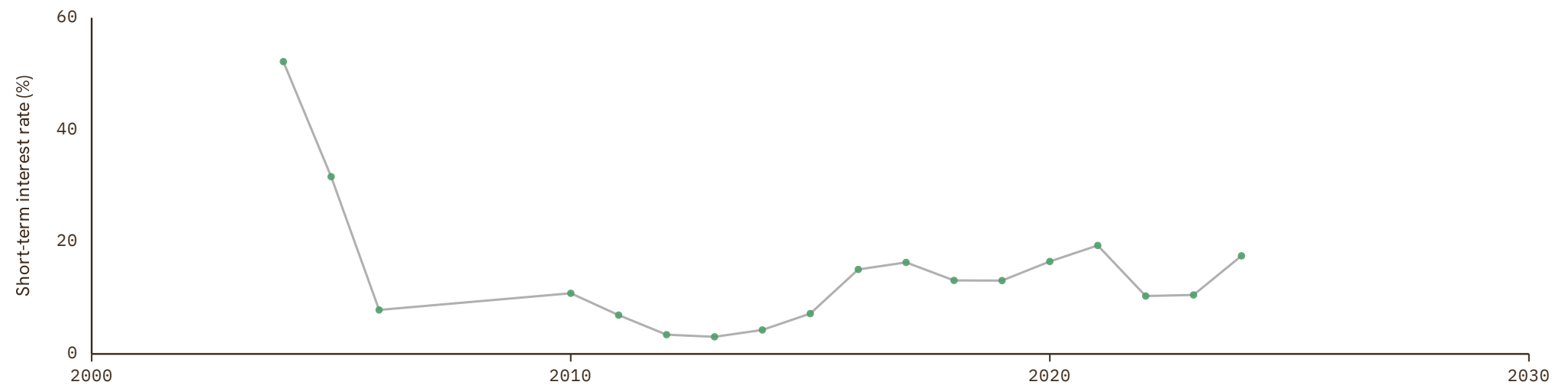
in %

## 1 Source composition

SOURCE	CODE	TIME SPAN	NOTES
<a href="#">International Monetary Fund (2025)</a>	IMF IFS	2004 - 2024	Baseline source, overlaps with anchor year 2018.

## 2 Harmonised series

— GMD estimate ● IMF IFS



# Argentina

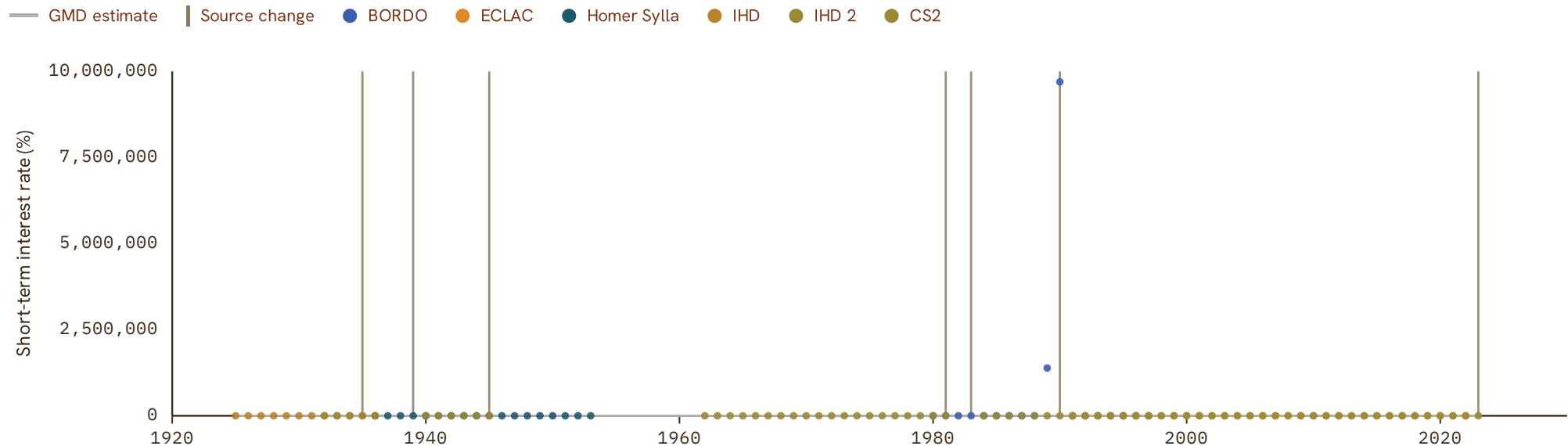
COVERAGE  
1925-2023

UNIT  
in %

## 1 Source composition

SOURCE	CODE	TIME SPAN	NOTES
<a href="#">Ellison et al. (2024)</a>	IHD	1925 - 1935	Replacing using overlapping data in 1936.
<a href="#">Homer et al. (1996)</a>	Homer Sylla	1936 - 1939	Replacing using overlapping data in 1940.
<a href="#">Ministerio de Economía (2024)</a>	CS2 ARG	1940 - 1945	Replacing using overlapping data in 1946.
<a href="#">Homer et al. (1996)</a>	Homer Sylla	1946 - 1961	Replacing using overlapping data in 1962.
<a href="#">Ministerio de Economía (2024)</a>	CS2 ARG	1962 - 1981	Replacing using overlapping data in 1982.
<a href="#">Michael Bordo et al. (2001)</a>	BORDO	1982 - 1983	Replacing using overlapping data in 1984.
<a href="#">Ministerio de Economía (2024)</a>	CS2 ARG	1984 - 1990	Replacing using overlapping data in 1991.
<a href="#">United Nations (2024)</a>	ECLAC	1991 - 2022	Baseline source, overlaps with anchor year 2018.
<a href="#">Ministerio de Economía (2024)</a>	CS2 ARG	2023 - 2023	Replacing using overlapping data in 2024.

## 2 Harmonised series



# Armenia

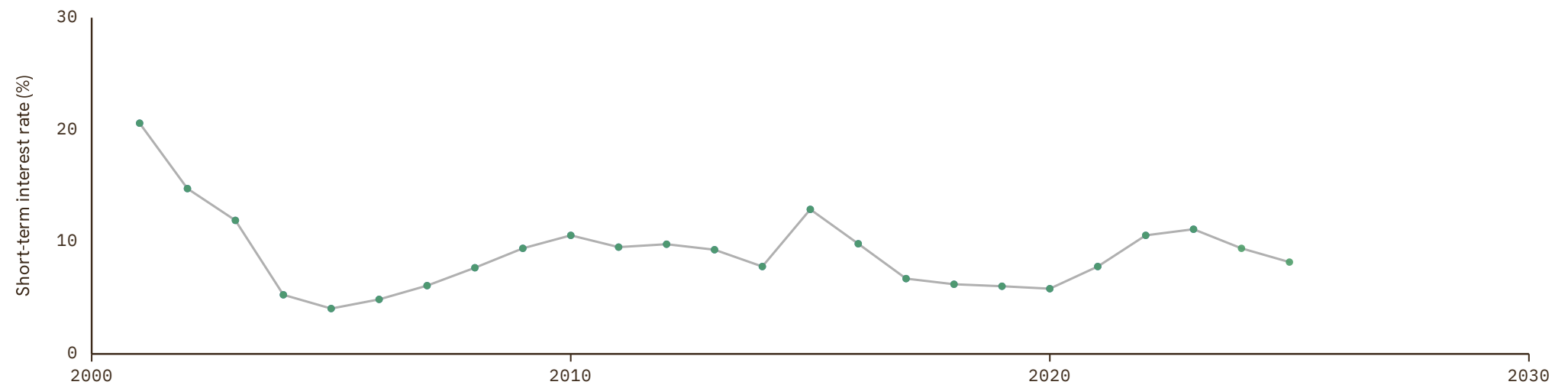
COVERAGE  
2001–2025UNIT  
in %

## 1 Source composition

SOURCE	CODE	TIME SPAN	NOTES
<a href="#">International Monetary Fund (2025)</a>	IMF IFS	2001 - 2025	Baseline source, overlaps with anchor year 2018.

## 2 Harmonised series

— GMD estimate ● ADB ● IMF IFS



# Australia

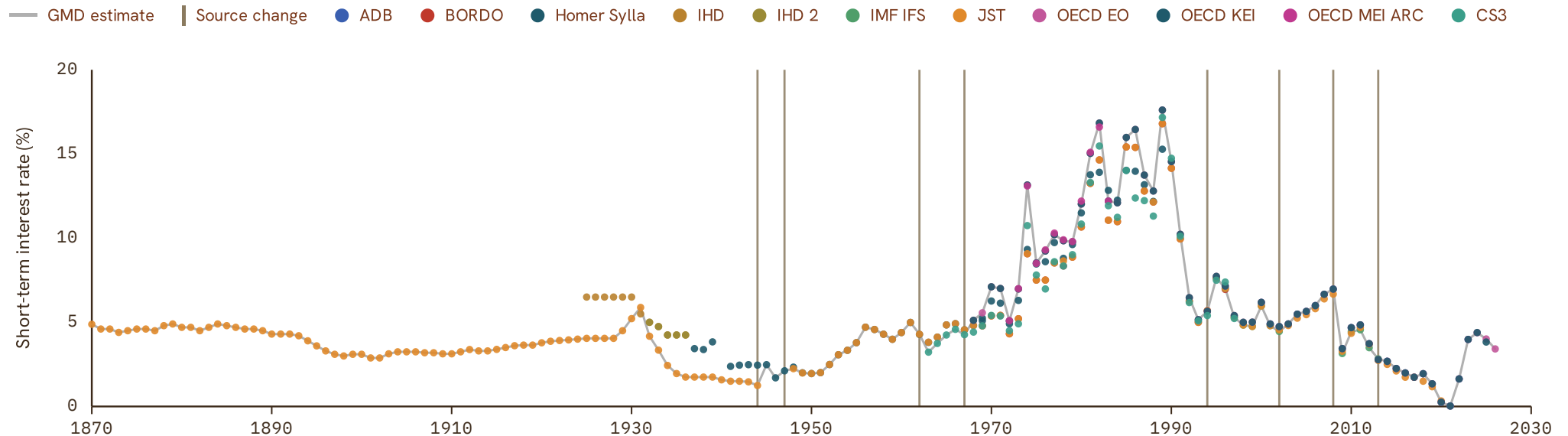
COVERAGE  
1870–2026

UNIT  
in %

## 1 Source composition

SOURCE	CODE	TIME SPAN	NOTES
Jordá et al. (2017)	JST	1870 - 1944	Replacing using overlapping data in 1945.
Homer et al. (1996)	Homer Sylla	1945 - 1947	Replacing using overlapping data in 1948.
Jordá et al. (2017)	JST	1948 - 1962	Replacing using overlapping data in 1963.
Foster (1996)	CS3 AUS	1963 - 1967	Replacing using overlapping data in 1968.
OECD (2024)	OECD EO	1968 - 1994	Replacing using overlapping data in 1995.
International Monetary Fund (2025)	IMF IFS	1995 - 2002	Replacing using overlapping data in 2003.
OECD (2024)	OECD EO	2003 - 2008	Replacing using overlapping data in 2009.
International Monetary Fund (2025)	IMF IFS	2009 - 2013	Replacing using overlapping data in 2014.
OECD (2024)	OECD EO	2014 - 2026	Baseline source, overlaps with anchor year 2018.

## 2 Harmonised series



# Austria

COVERAGE  
1863–2026

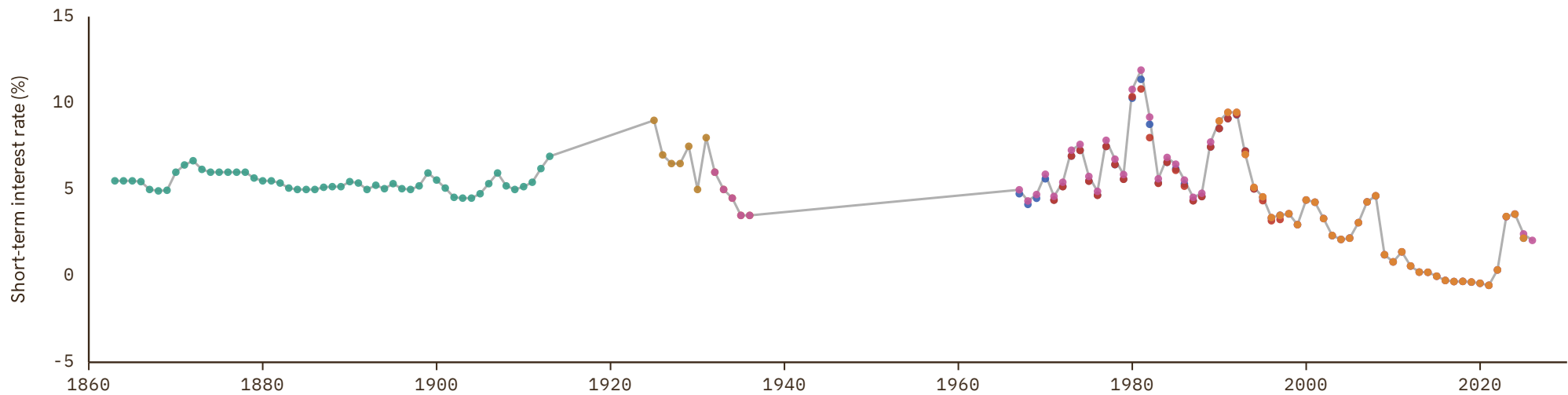
UNIT  
in %

## 1 Source composition

SOURCE	CODE	TIME SPAN	NOTES
National Bank of Serbia (2024)	NBS	1863 - 1924	Replacing using overlapping data in 1925.
Ellison et al. (2024)	IHD	1925 - 1966	Replacing using overlapping data in 1967.
OECD (2024)	OECD EO	1967 - 2026	Baseline source, overlaps with anchor year 2018.

## 2 Harmonised series

— GMD estimate   ● AMECO   ● BORDO   ● IHD   ● IHD 2   ● NBS   ● OECD EO   ● OECD KEI



# Azerbaijan

COVERAGE  
1997-2017

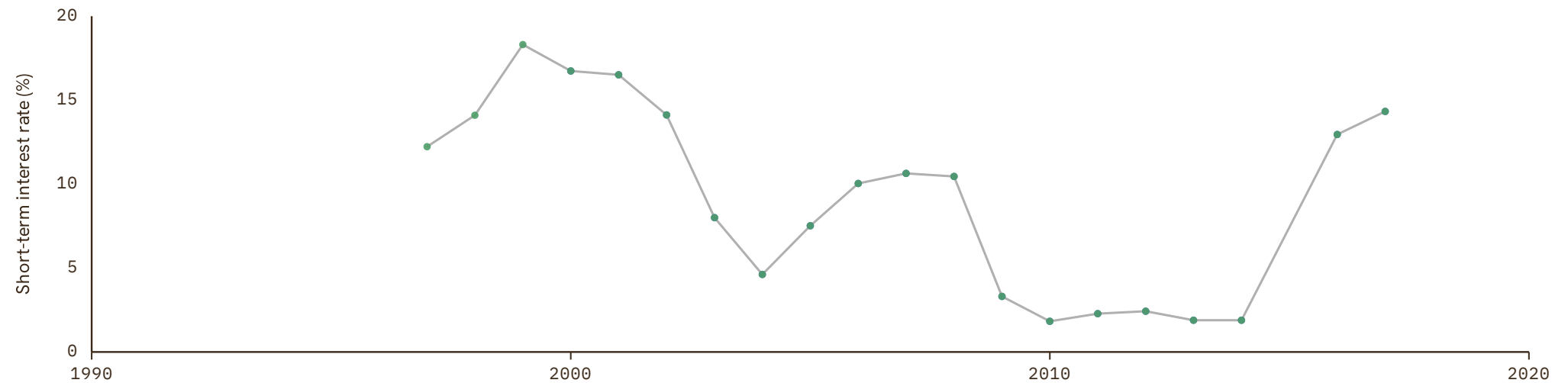
UNIT  
in %

## 1 Source composition

SOURCE	CODE	TIME SPAN	NOTES
International Monetary Fund (2025)	IMF IFS	1997 - 2017	Replacing using overlapping data in 2018.

## 2 Harmonised series

— GMD estimate   ● ADB   ● IMF IFS



# Bahamas

COVERAGE  
1971-2024

UNIT  
in %

## 1 Source composition

SOURCE	CODE	TIME SPAN	NOTES
International Monetary Fund (2025)	IMF IFS	1971 - 2024	Baseline source, overlaps with anchor year 2018.

## 2 Harmonised series

— GMD estimate   ● ECLAC   ● IMF IFS



# Bangladesh

COVERAGE  
1976–2025

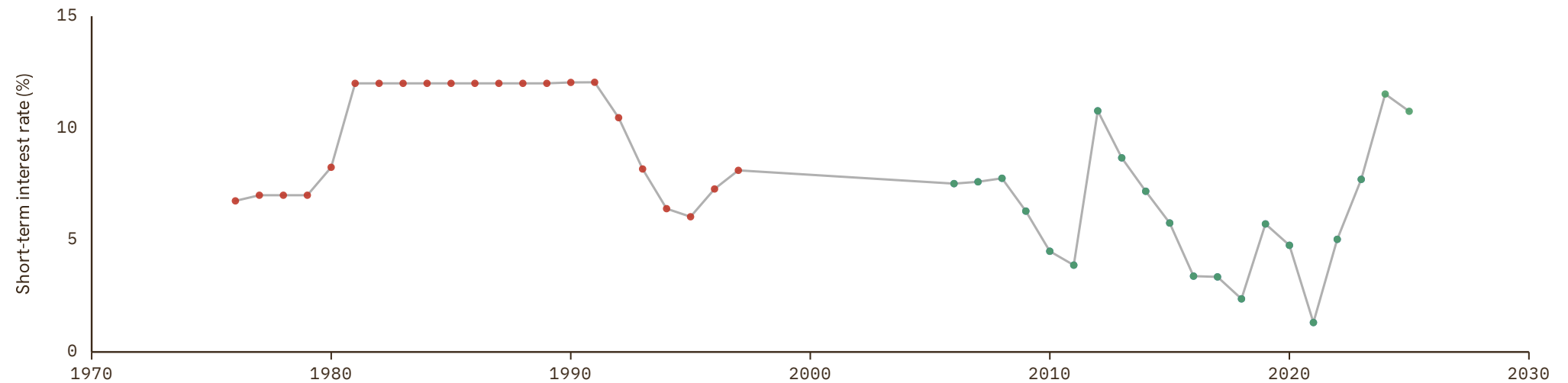
UNIT  
in %

## 1 Source composition

SOURCE	CODE	TIME SPAN	NOTES
<a href="#">Michael Bordo et al. (2001)</a>	BORDO	1976 - 2005	Replacing using overlapping data in 2006.
<a href="#">International Monetary Fund (2025)</a>	IMF IFS	2006 - 2025	Baseline source, overlaps with anchor year 2018.

## 2 Harmonised series

— GMD estimate   ● ADB   ● BORDO   ● IMF IFS



# Barbados

COVERAGE  
1967-2022

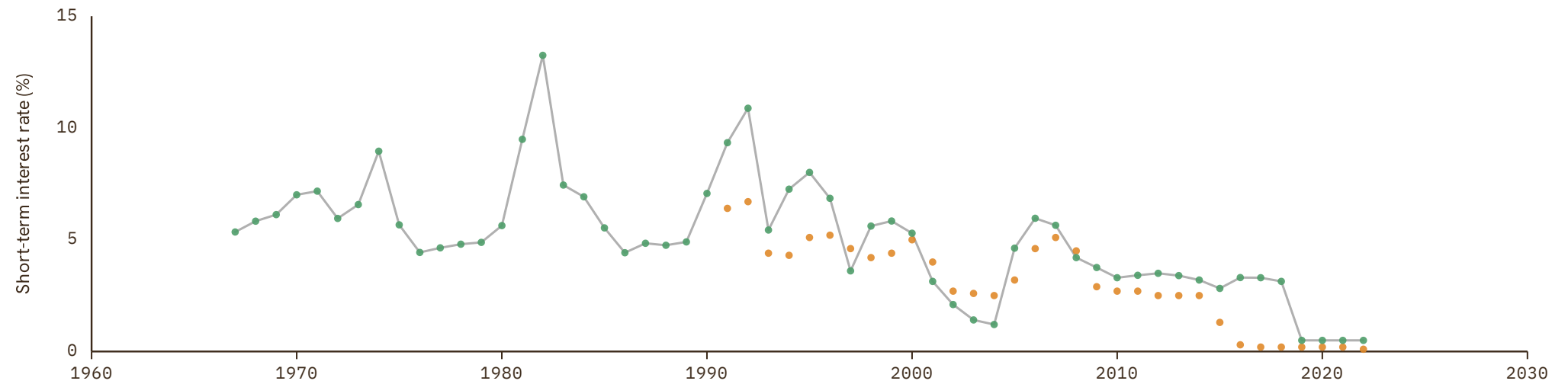
UNIT  
in %

## 1 Source composition

SOURCE	CODE	TIME SPAN	NOTES
<a href="#">International Monetary Fund (2025)</a>	IMF IFS	1967 - 2022	Baseline source, overlaps with anchor year 2018.

## 2 Harmonised series

— GMD estimate ● ECLAC ● IMF IFS



# Belgium

COVERAGE  
1848–2026

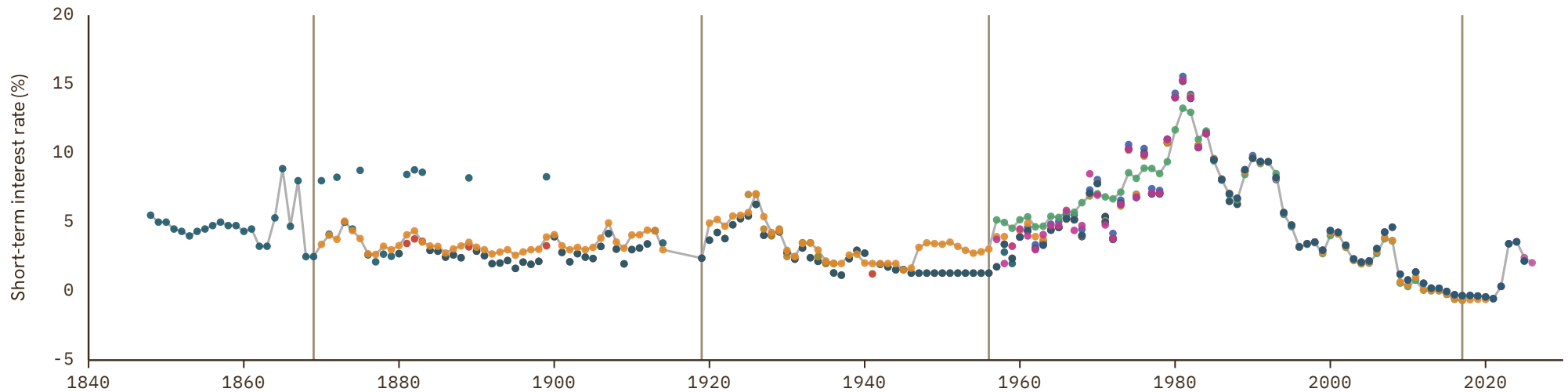
UNIT  
in %

## 1 Source composition

SOURCE	CODE	TIME SPAN	NOTES
<a href="#">Homer et al. (1996)</a>	Homer Sylla	1848 - 1869	Replacing using overlapping data in 1870.
<a href="#">Jordá et al. (2017)</a>	JST	1870 - 1918	Replacing using overlapping data in 1919.
<a href="#">Michael Bordo et al. (2001)</a>	BORDO	1919 - 1919	Replacing using overlapping data in 1920.
<a href="#">Jordá et al. (2017)</a>	JST	1920 - 1956	Replacing using overlapping data in 1957.
<a href="#">International Monetary Fund (2025)</a>	IMF IFS	1957 - 2017	Replacing using overlapping data in 2018.
<a href="#">OECD (2024)</a>	OECD EO	2018 - 2026	Baseline source, overlaps with anchor year 2018.

## 2 Harmonised series

— GMD estimate | Source change ● AMECO ● BORDO ● Homer Sylla ● IHD ● IHD 2 ● IMF IFS ● JST ● OECD EO ● OECD KEI ● OECD MEI ARC



# Belize

COVERAGE  
1977-2025

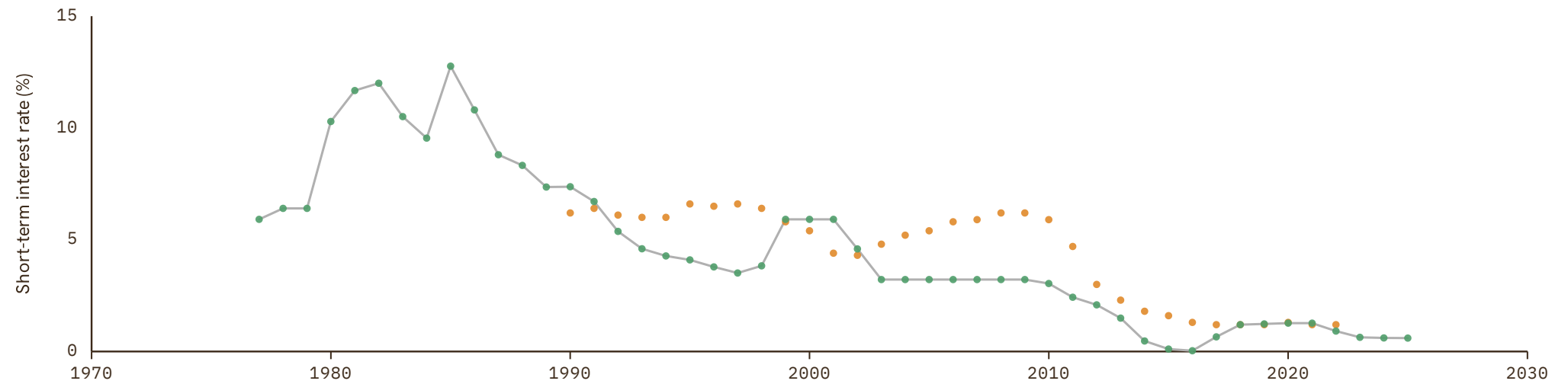
UNIT  
in %

## 1 Source composition

SOURCE	CODE	TIME SPAN	NOTES
<a href="#">International Monetary Fund (2025)</a>	IMF IFS	1977 - 2025	Baseline source, overlaps with anchor year 2018.

## 2 Harmonised series

— GMD estimate   ● ECLAC   ● IMF IFS



# Bhutan

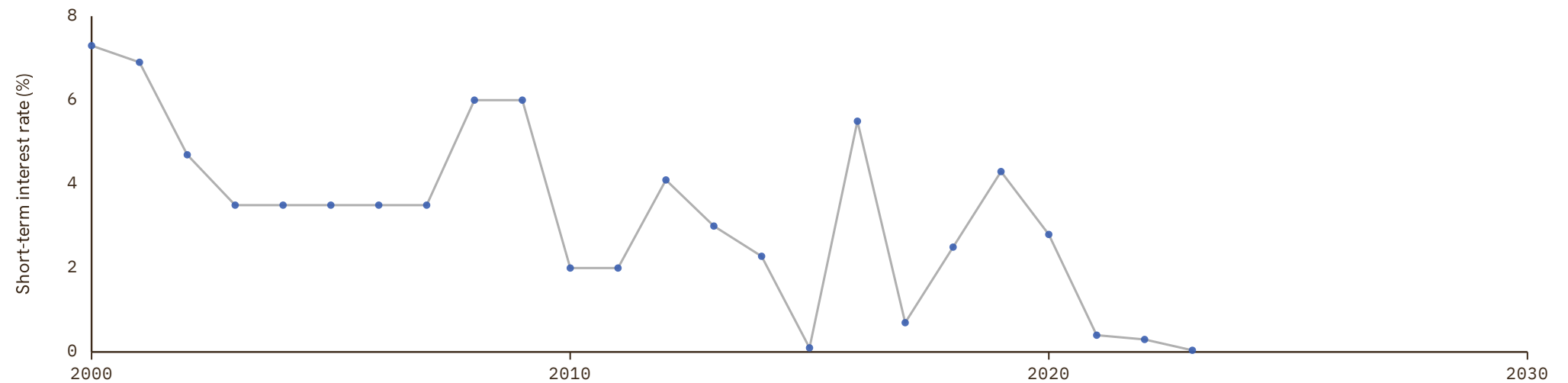
COVERAGE | UNIT  
2000-2023 | in %

## 1 Source composition

SOURCE	CODE	TIME SPAN	NOTES
Asian Development Bank (2024)	ADB	2000 - 2023	Baseline source, overlaps with anchor year 2018.

## 2 Harmonised series

— GMD estimate ● ADB



# Bolivia

COVERAGE  
1994-2022

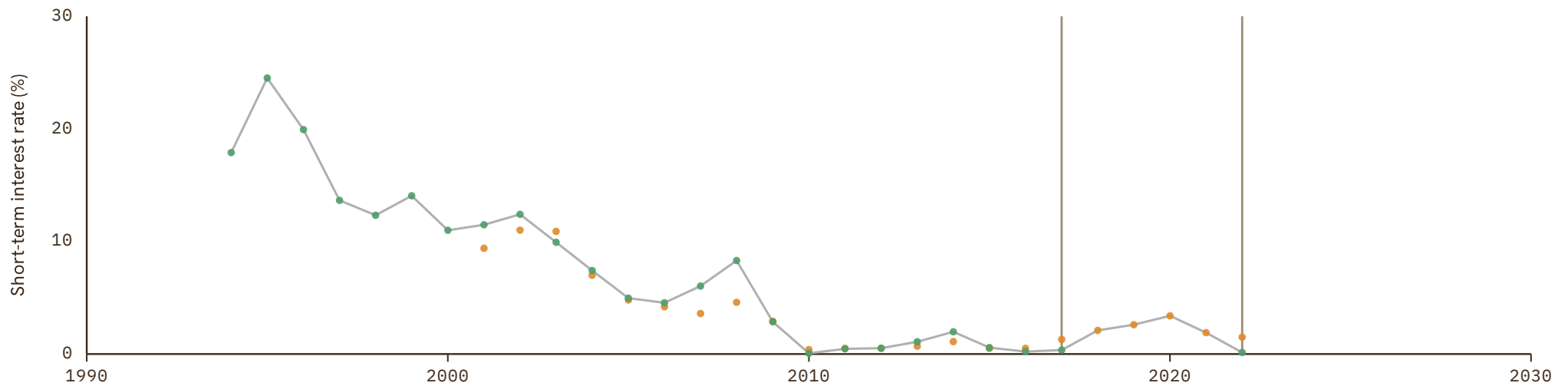
UNIT  
in %

## 1 Source composition

SOURCE	CODE	TIME SPAN	NOTES
International Monetary Fund (2025)	IMF IFS	1994 - 2017	Replacing using overlapping data in 2018.
United Nations (2024)	ECLAC	2018 - 2021	Baseline source, overlaps with anchor year 2018.
International Monetary Fund (2025)	IMF IFS	2022 - 2022	Replacing using overlapping data in 2023.

## 2 Harmonised series

— GMD estimate | Source change ● ECLAC ● IMF IFS



# Brazil

COVERAGE  
1948-2026

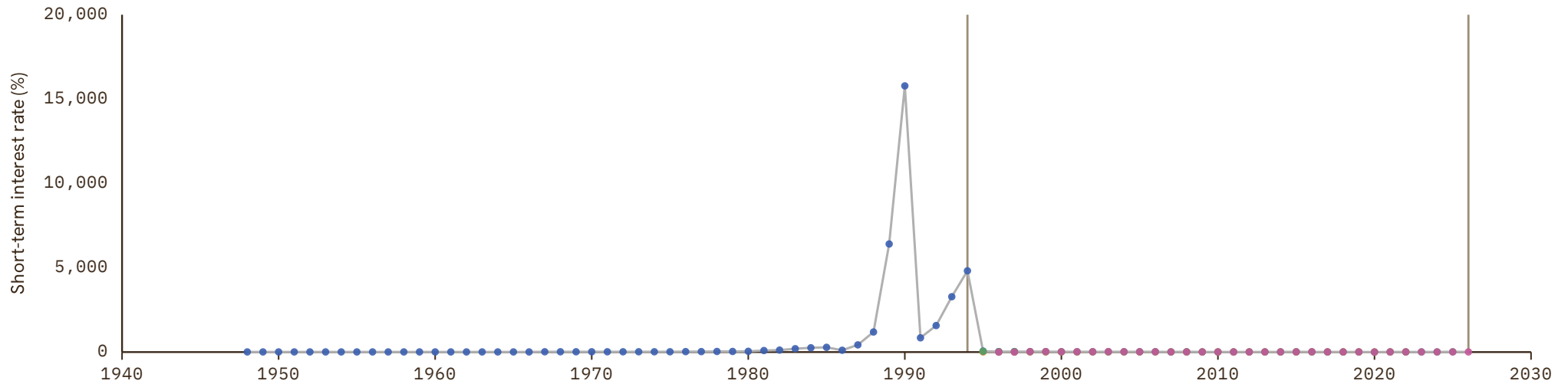
UNIT  
in %

## 1 Source composition

SOURCE	CODE	TIME SPAN	NOTES
<a href="#">Michael Bordo et al. (2001)</a>	BORDO	1948 - 1994	Replacing using overlapping data in 1995.
<a href="#">International Monetary Fund (2025)</a>	IMF IFS	1995 - 2025	Baseline source, overlaps with anchor year 2018.
<a href="#">OECD (2024)</a>	OECD EO	2026 - 2026	Replacing using overlapping data in 2027.

## 2 Harmonised series

— GMD estimate | Source change ● BORDO ● ECLAC ● IMF IFS ● OECD EO



# Bulgaria

COVERAGE  
1925–2026

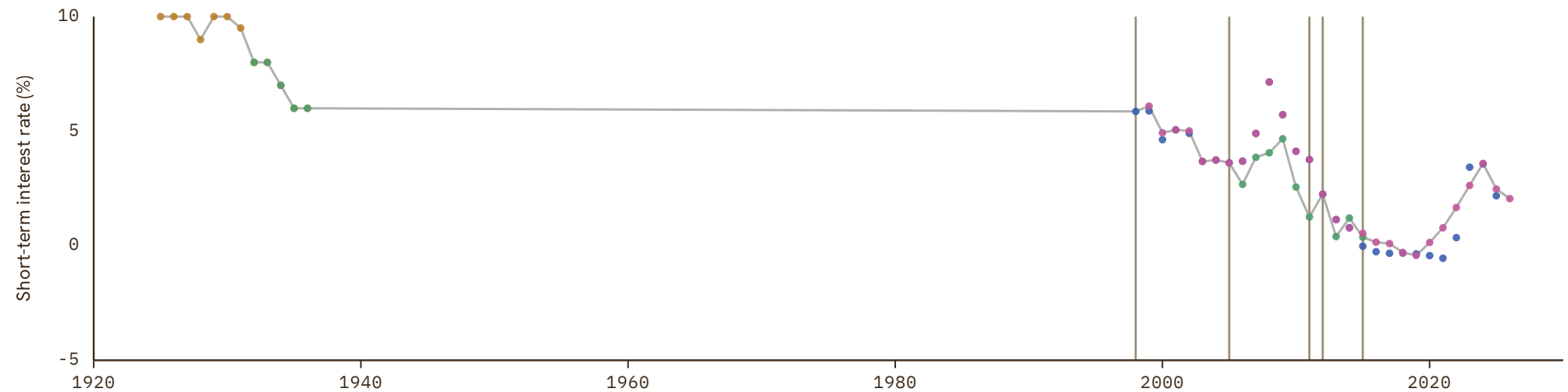
UNIT  
in %

## 1 Source composition

SOURCE	CODE	TIME SPAN	NOTES
Ellison et al. (2024)	IHD	1925 - 1997	Replacing using overlapping data in 1998.
European Commission (2024)	AMECO	1998 - 1998	Replacing using overlapping data in 1999.
OECD (2024)	OECD EO	1999 - 2005	Replacing using overlapping data in 2006.
International Monetary Fund (2025)	IMF IFS	2006 - 2011	Replacing using overlapping data in 2012.
OECD (2024)	OECD EO	2012 - 2012	Replacing using overlapping data in 2013.
International Monetary Fund (2025)	IMF IFS	2013 - 2015	Replacing using overlapping data in 2016.
OECD (2024)	OECD EO	2016 - 2026	Baseline source, overlaps with anchor year 2018.

## 2 Harmonised series

— GMD estimate | Source change ● AMECO ● IHD ● IHD 2 ● IMF IFS ● OECD EO



# Canada

COVERAGE  
1934–2026

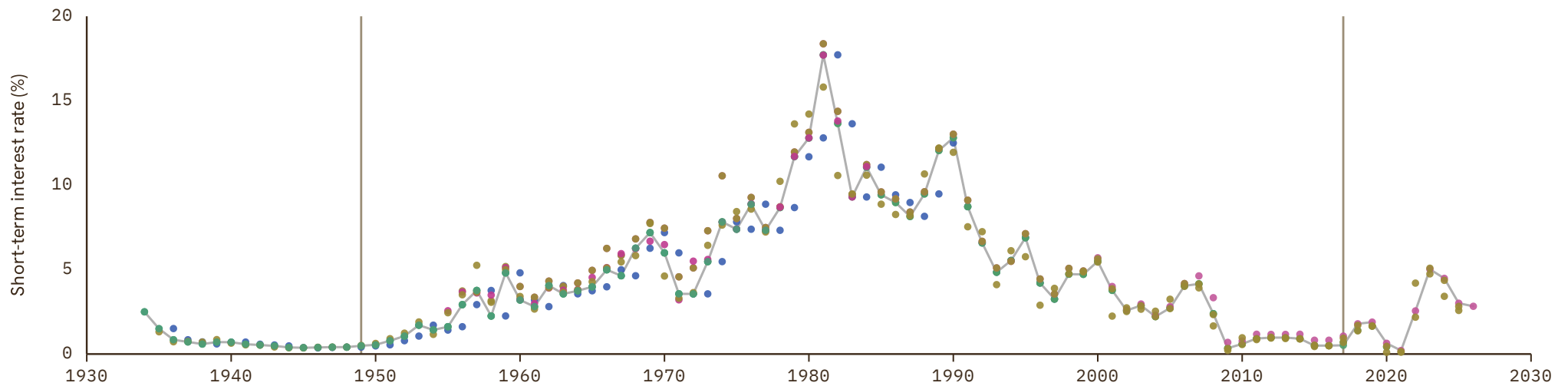
UNIT  
in %

## 1 Source composition

SOURCE	CODE	TIME SPAN	NOTES
<a href="#">Statistics Canada (2024)</a>	CS1 CAN	1934 - 1949	Replacing using overlapping data in 1950.
<a href="#">International Monetary Fund (2025)</a>	IMF IFS	1950 - 2017	Replacing using overlapping data in 2018.
<a href="#">OECD (2024)</a>	OECD EO	2018 - 2026	Baseline source, overlaps with anchor year 2018.

## 2 Harmonised series

— GMD estimate | Source change ● BORDO ● IMF IFS ● JST ● OECD EO ● OECD KEI ● OECD MEI ARC ● CS2 ● CS1



# Cape Verde

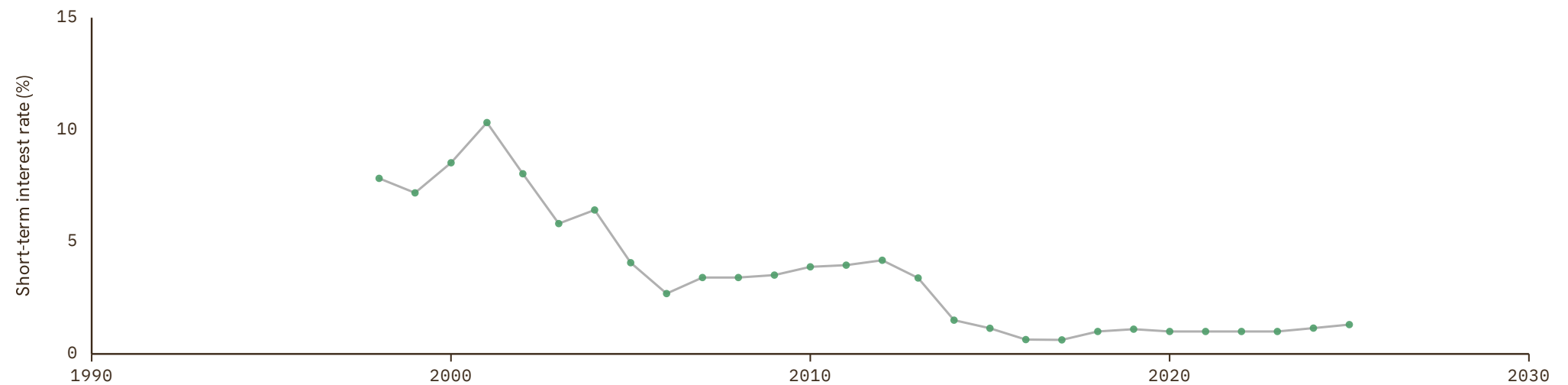
COVERAGE  
1998–2025UNIT  
in %

## 1 Source composition

SOURCE	CODE	TIME SPAN	NOTES
<a href="#">International Monetary Fund (2025)</a>	IMF IFS	1998 - 2025	Baseline source, overlaps with anchor year 2018.

## 2 Harmonised series

— GMD estimate ● IMF IFS



# Chile

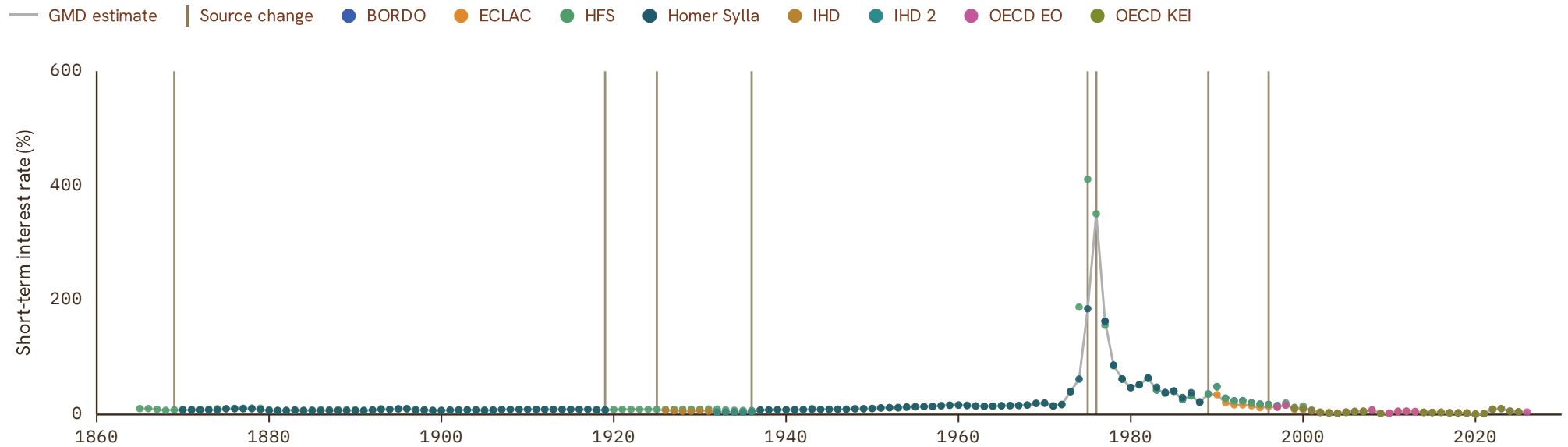
COVERAGE  
1865–2026

UNIT  
in %

## 1 Source composition

SOURCE	CODE	TIME SPAN	NOTES
Schuler (2015)	HFS	1865 - 1869	Replacing using overlapping data in 1870.
Homer et al. (1996)	Homer Sylla	1870 - 1919	Replacing using overlapping data in 1920.
Schuler (2015)	HFS	1920 - 1925	Replacing using overlapping data in 1926.
Ellison et al. (2024)	IHD	1926 - 1936	Replacing using overlapping data in 1937.
Homer et al. (1996)	Homer Sylla	1937 - 1975	Replacing using overlapping data in 1976.
Schuler (2015)	HFS	1976 - 1976	Replacing using overlapping data in 1977.
Michael Bordo et al. (2001)	BORDO	1977 - 1989	Replacing using overlapping data in 1990.
United Nations (2024)	ECLAC	1990 - 1996	Replacing using overlapping data in 1997.
OECD (2024)	OECD EO	1997 - 2026	Baseline source, overlaps with anchor year 2018.

## 2 Harmonised series



# China

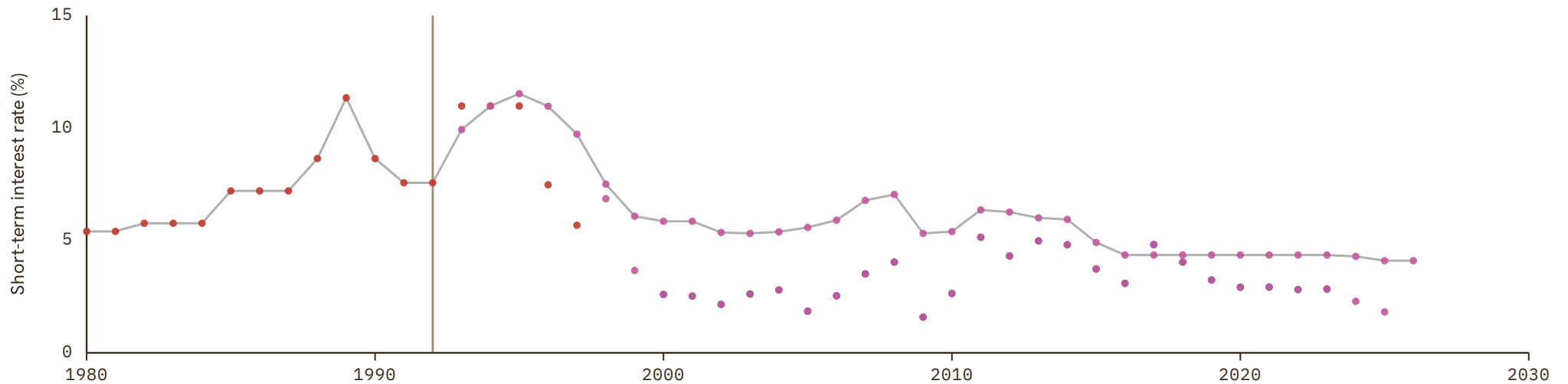
COVERAGE | UNIT  
1980-2026 | in %

## 1 Source composition

SOURCE	CODE	TIME SPAN	NOTES
Michael Bordo et al. (2001)	BORDO	1980 - 1992	Replacing using overlapping data in 1993.
OECD (2024)	OECD EO	1993 - 2026	Baseline source, overlaps with anchor year 2018.

## 2 Harmonised series

— GMD estimate | Source change ● ADB ● BORDO ● OECD EO ● OECD KEI



# Colombia

COVERAGE  
1927-2026

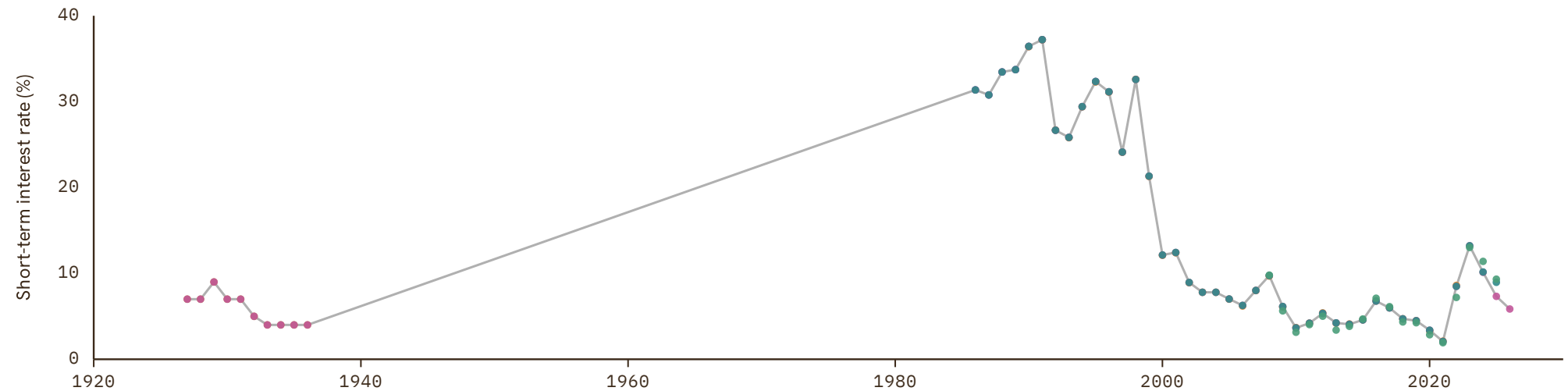
UNIT  
in %

## 1 Source composition

SOURCE	CODE	TIME SPAN	NOTES
<a href="#">Ellison et al. (2024)</a>	IHD	1927 - 1985	Replacing using overlapping data in 1986.
<a href="#">OECD (2024)</a>	OECD EO	1986 - 2026	Baseline source, overlaps with anchor year 2018.

## 2 Harmonised series

— GMD estimate   ● BORDO   ● ECLAC   ● IHD   ● IHD 2   ● OECD EO   ● OECD KEI   ● CS1



# Costa Rica

COVERAGE  
1982-2026

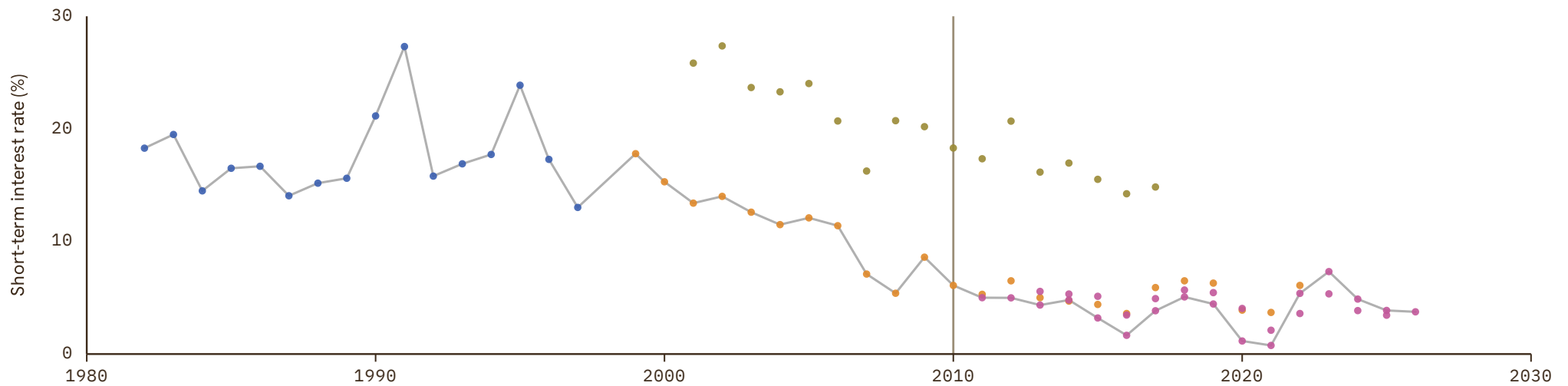
UNIT  
in %

## 1 Source composition

SOURCE	CODE	TIME SPAN	NOTES
<a href="#">Michael Bordo et al. (2001)</a>	BORDO	1982 - 1998	Replacing using overlapping data in 1999.
<a href="#">United Nations (2024)</a>	ECLAC	1999 - 2010	Replacing using overlapping data in 2011.
<a href="#">OECD (2024)</a>	OECD EO	2011 - 2026	Baseline source, overlaps with anchor year 2018.

## 2 Harmonised series

— GMD estimate | Source change ● BORDO ● ECLAC ● OECD EO ● OECD KEI ● SECMCA HIST



# Croatia

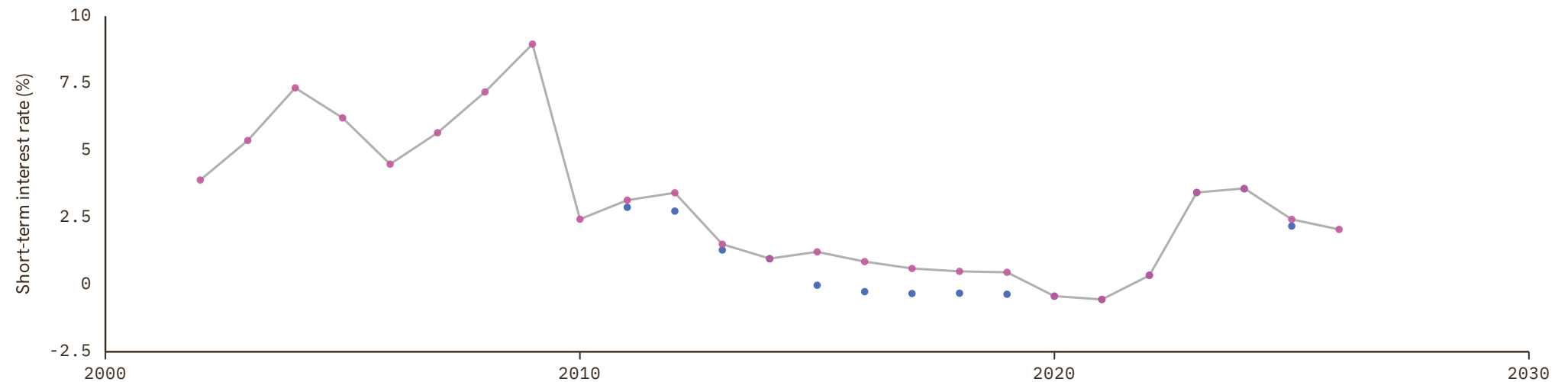
COVERAGE  
2002–2026UNIT  
in %

## 1 Source composition

SOURCE	CODE	TIME SPAN	NOTES
OECD (2024)	OECD EO	2002 - 2026	Baseline source, overlaps with anchor year 2018.

## 2 Harmonised series

— GMD estimate ● AMECO ● OECD EO



# Cyprus

COVERAGE  
1999-2025

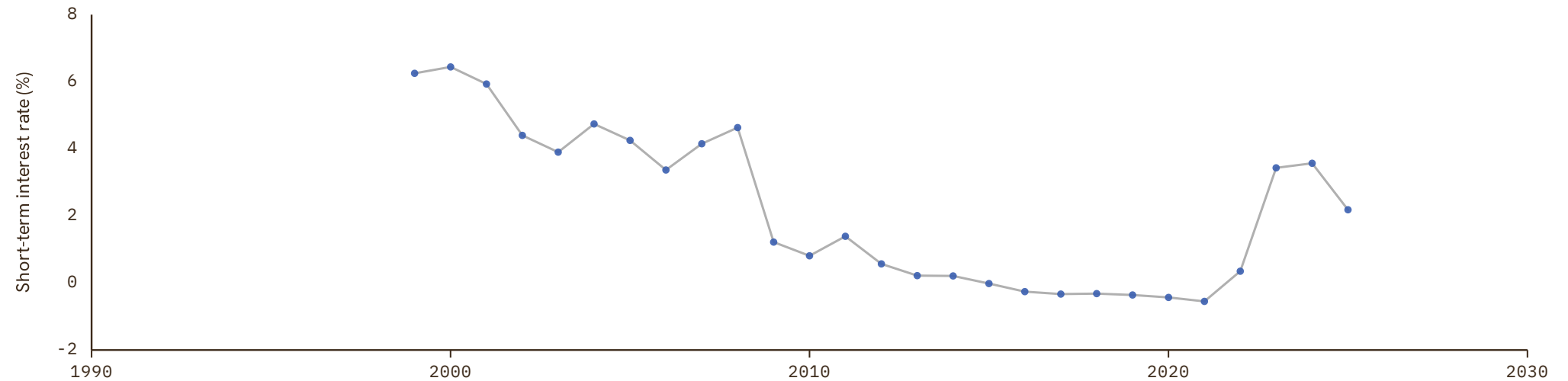
UNIT  
in %

## 1 Source composition

SOURCE	CODE	TIME SPAN	NOTES
European Commission (2024)	AMECO	1999 - 2025	Baseline source, overlaps with anchor year 2018.

## 2 Harmonised series

— GMD estimate ● AMECO



# Czech Republic

COVERAGE  
1993–2026

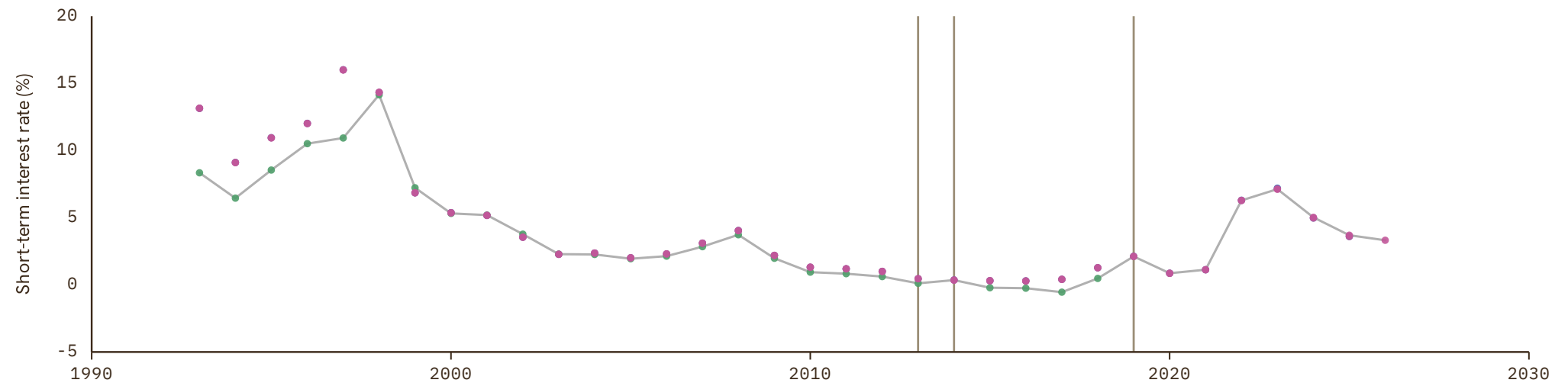
UNIT  
in %

## 1 Source composition

SOURCE	CODE	TIME SPAN	NOTES
International Monetary Fund (2025)	IMF IFS	1993 - 2013	Replacing using overlapping data in 2014.
OECD (2024)	OECD EO	2014 - 2014	Replacing using overlapping data in 2015.
International Monetary Fund (2025)	IMF IFS	2015 - 2018	Replacing using overlapping data in 2019.
OECD (2024)	OECD EO	2019 - 2026	Replacing using overlapping data in 2027.

## 2 Harmonised series

— GMD estimate | Source change ● AMECO ● IMF IFS ● OECD EO ● OECD KEI



# Czechoslovakia

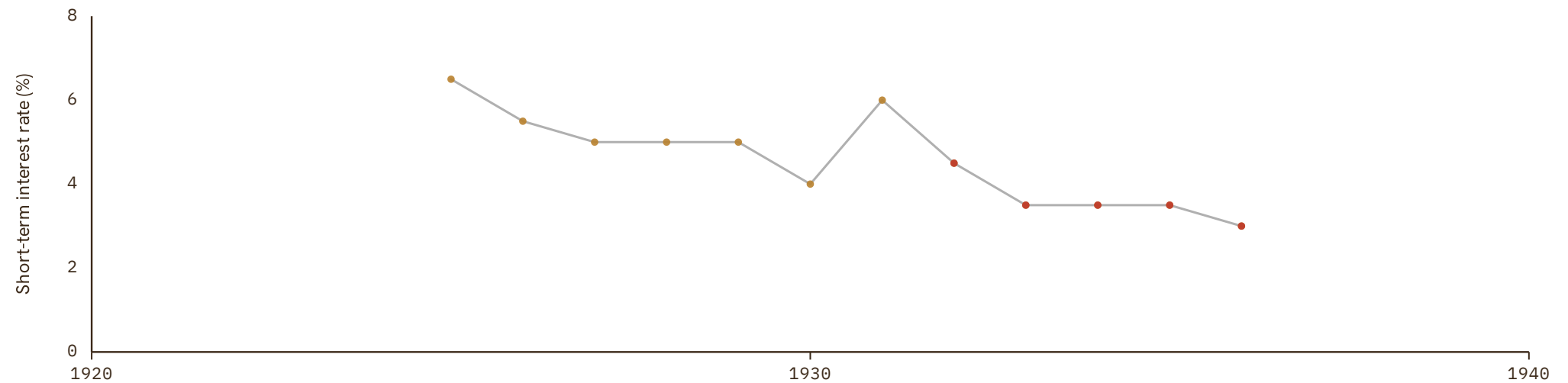
COVERAGE  
1925–1936UNIT  
in %

## 1 Source composition

SOURCE	CODE	TIME SPAN	NOTES
<a href="#">Ellison et al. (2024)</a>	IHD	1925 - 1936	Replacing using overlapping data in 1937.

## 2 Harmonised series

— GMD estimate ● IHD ● IHD 2



# Denmark

COVERAGE  
1875-2026

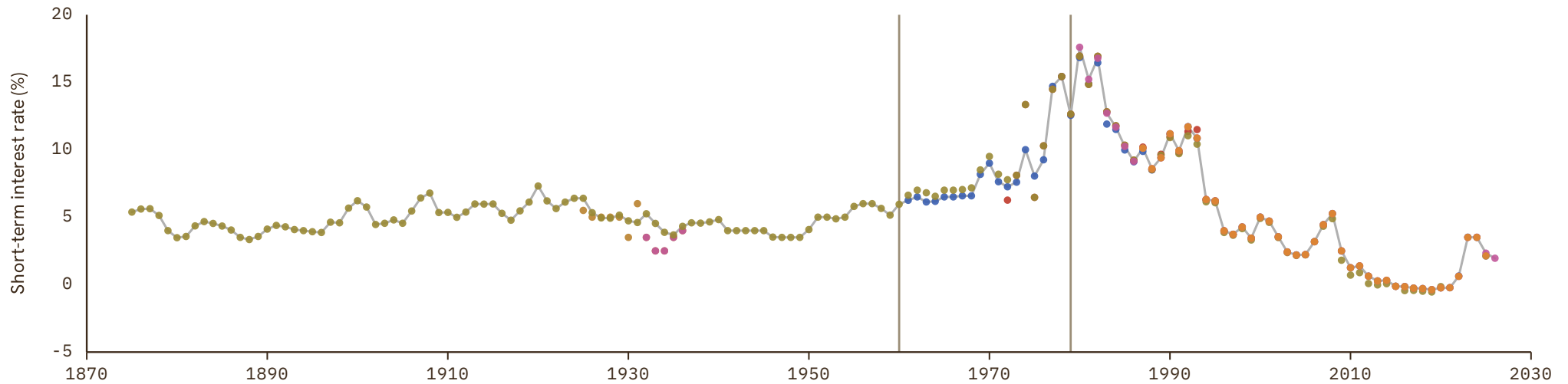
UNIT  
in %

## 1 Source composition

SOURCE	CODE	TIME SPAN	NOTES
<a href="#">Jordá et al. (2017)</a>	JST	1875 - 1960	Replacing using overlapping data in 1961.
<a href="#">European Commission (2024)</a>	AMECO	1961 - 1979	Replacing using overlapping data in 1980.
<a href="#">OECD (2024)</a>	OECD EO	1980 - 2026	Baseline source, overlaps with anchor year 2018.

## 2 Harmonised series

— GMD estimate | Source change ● AMECO ● BORDO ● IHD ● IHD 2 ● JST ● OECD EO ● OECD KEI



# Dominica

COVERAGE  
1980-2019

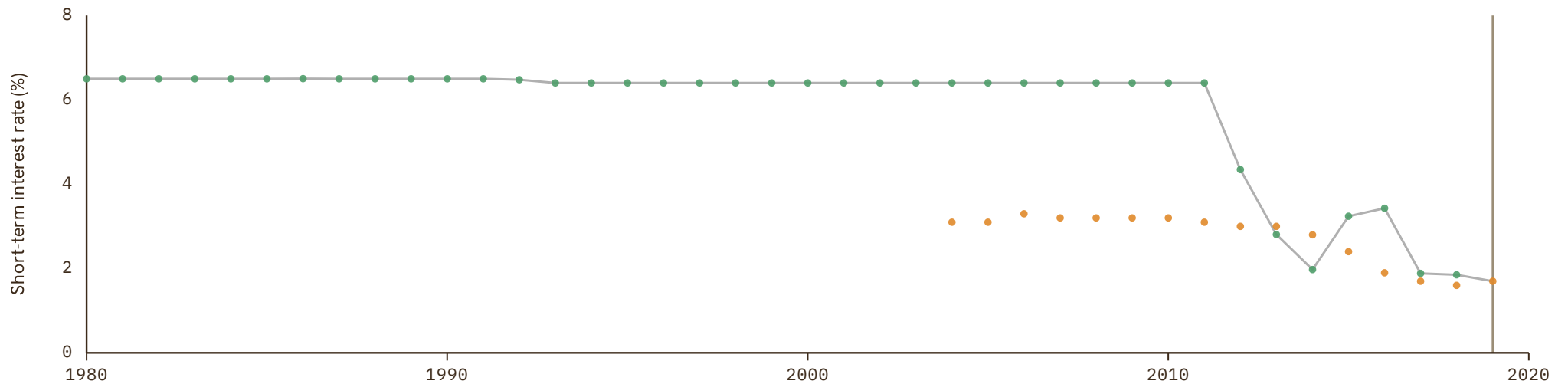
UNIT  
in %

## 1 Source composition

SOURCE	CODE	TIME SPAN	NOTES
<a href="#">International Monetary Fund (2025)</a>	IMF IFS	1980 - 2018	Replacing using overlapping data in 2019.
<a href="#">United Nations (2024)</a>	ECLAC	2019 - 2019	Replacing using overlapping data in 2020.

## 2 Harmonised series

— GMD estimate | Source change ● ECLAC ● IMF IFS



# Dominican Republic

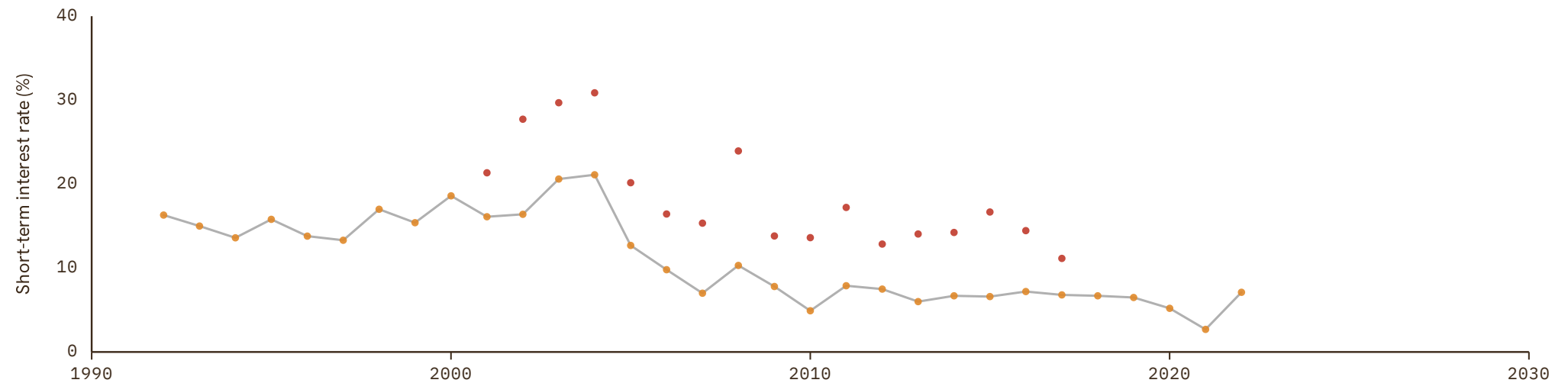
COVERAGE  
1992–2022UNIT  
in %

## 1 Source composition

SOURCE	CODE	TIME SPAN	NOTES
United Nations (2024)	ECLAC	1992 - 2022	Baseline source, overlaps with anchor year 2018.

## 2 Harmonised series

— GMD estimate ● ECLAC ● SECMCA HIST



# Ecuador

COVERAGE

1983–1997

UNIT

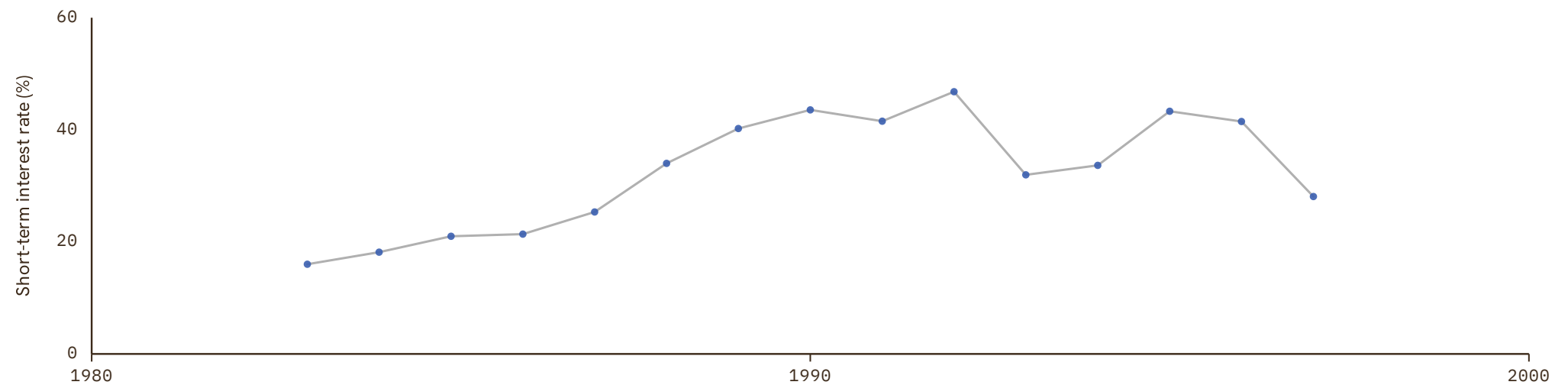
in %

## 1 Source composition

SOURCE	CODE	TIME SPAN	NOTES
Michael Bordo et al. (2001)	BORDO	1983 - 1997	Replacing using overlapping data in 1998.

## 2 Harmonised series

— GMD estimate ● BORDO



# Egypt

COVERAGE  
1976-2024

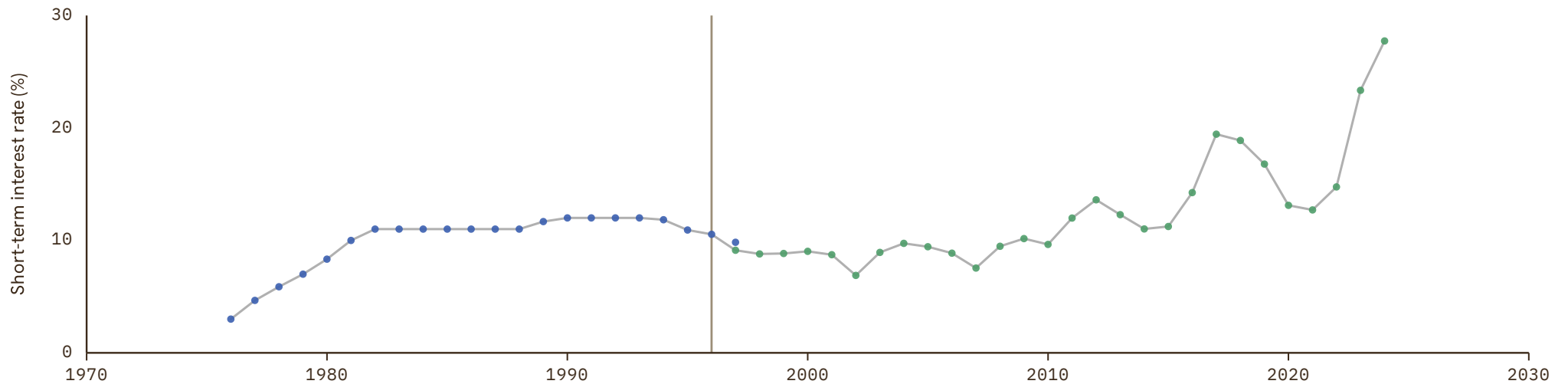
UNIT  
in %

## 1 Source composition

SOURCE	CODE	TIME SPAN	NOTES
<a href="#">Michael Bordo et al. (2001)</a>	BORDO	1976 - 1996	Replacing using overlapping data in 1997.
<a href="#">International Monetary Fund (2025)</a>	IMF IFS	1997 - 2024	Baseline source, overlaps with anchor year 2018.

## 2 Harmonised series

— GMD estimate | Source change ● BORDO ● IMF IFS



# El Salvador

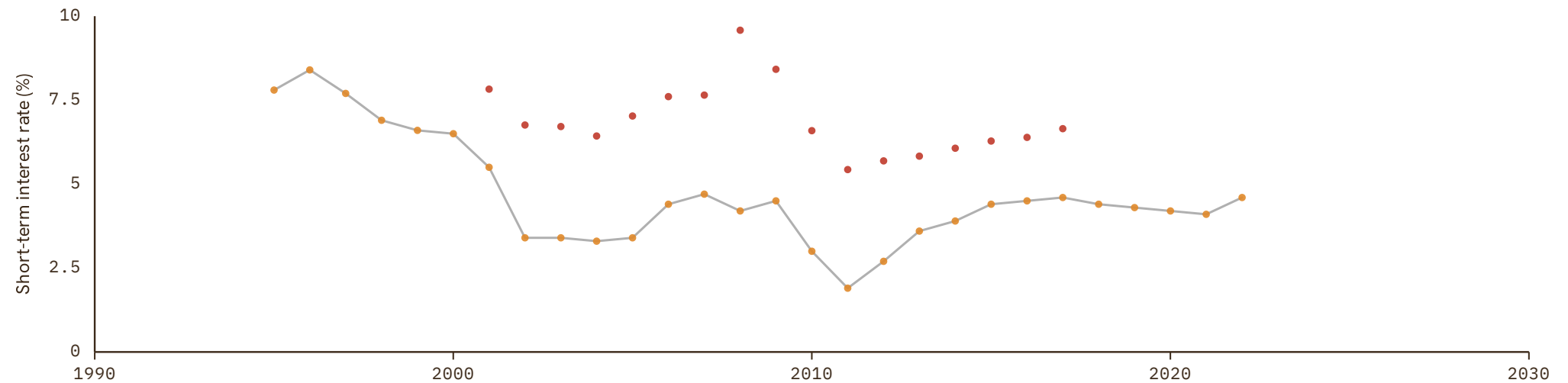
COVERAGE | UNIT  
1995-2022 | in %

## 1 Source composition

SOURCE	CODE	TIME SPAN	NOTES
United Nations (2024)	ECLAC	1995 - 2022	Baseline source, overlaps with anchor year 2018.

## 2 Harmonised series

— GMD estimate   ● ECLAC   ● SECMCA HIST



# Estonia

COVERAGE  
1925-2026

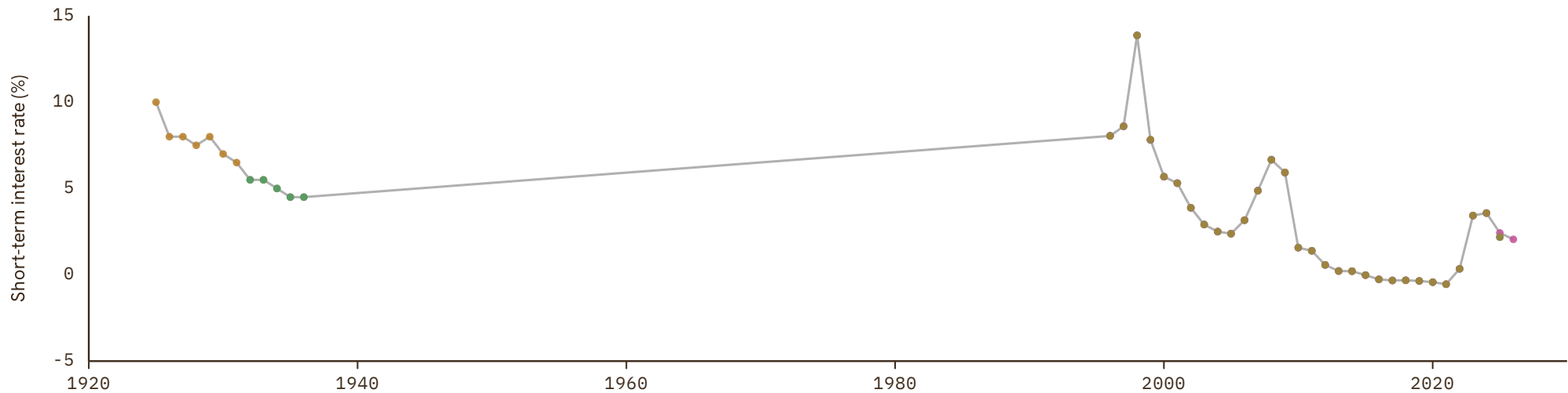
UNIT  
in %

## 1 Source composition

SOURCE	CODE	TIME SPAN	NOTES
<a href="#">Ellison et al. (2024)</a>	IHD	1925 - 1995	Replacing using overlapping data in 1996.
<a href="#">OECD (2024)</a>	OECD EO	1996 - 2026	Baseline source, overlaps with anchor year 2018.

## 2 Harmonised series

— GMD estimate   ● AMECO   ● IHD   ● IHD 2   ● OECD EO   ● OECD KEI



# Eswatini

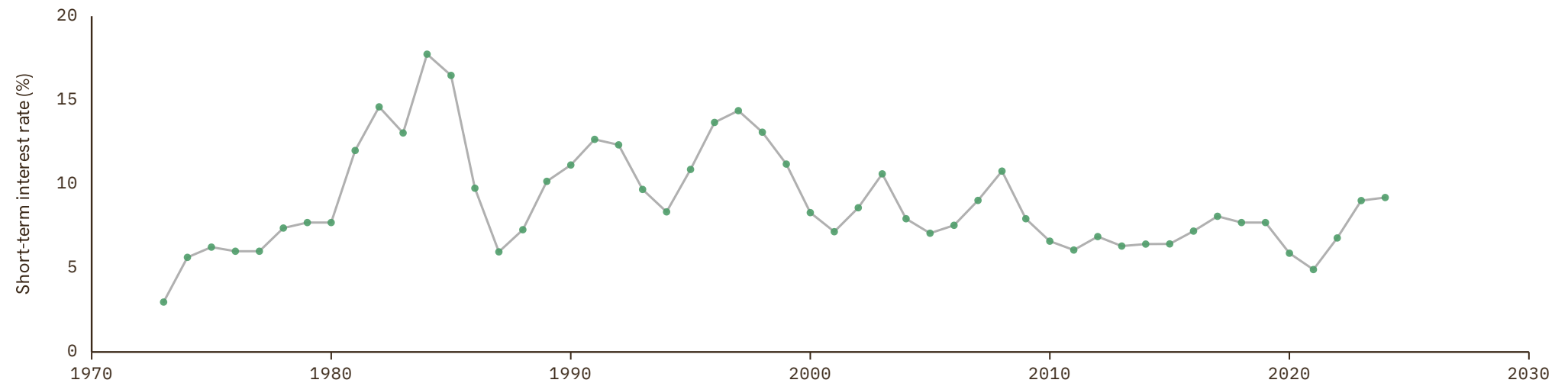
COVERAGE  
1973–2024UNIT  
in %

## 1 Source composition

SOURCE	CODE	TIME SPAN	NOTES
<a href="#">International Monetary Fund (2025)</a>	IMF IFS	1973 - 2024	Baseline source, overlaps with anchor year 2018.

## 2 Harmonised series

— GMD estimate ● IMF IFS



# Fiji

COVERAGE  
1991–2024

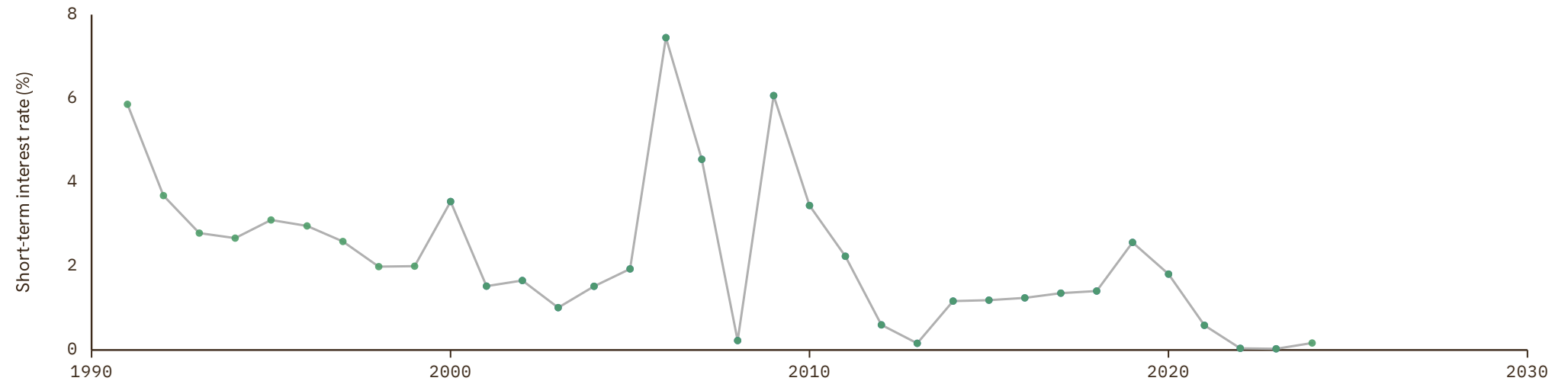
UNIT  
in %

## 1 Source composition

SOURCE	CODE	TIME SPAN	NOTES
International Monetary Fund (2025)	IMF IFS	1991 - 2024	Baseline source, overlaps with anchor year 2018.

## 2 Harmonised series

— GMD estimate   ● ADB   ● IMF IFS



# Finland

COVERAGE  
1870–2026

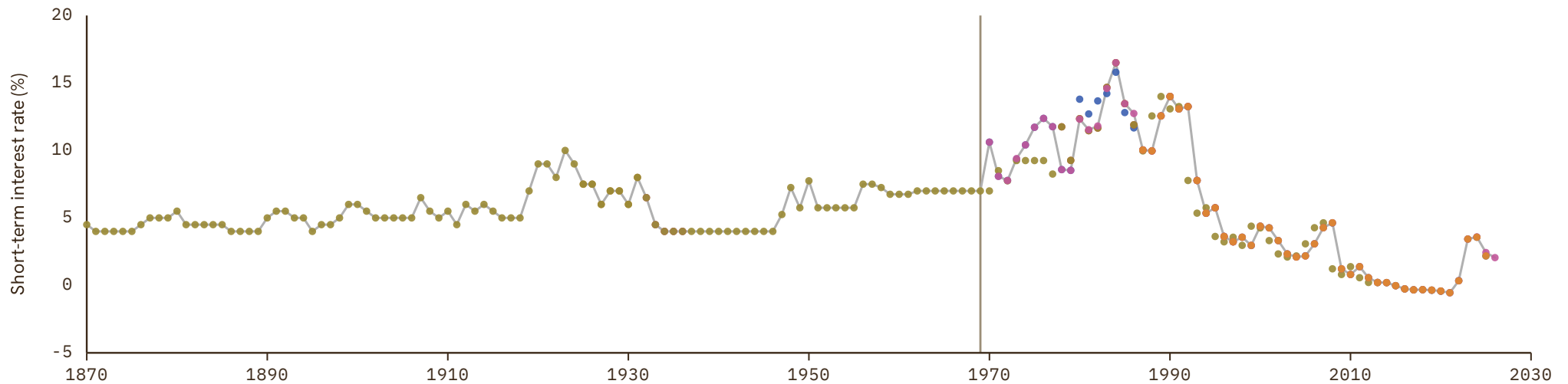
UNIT  
in %

## 1 Source composition

SOURCE	CODE	TIME SPAN	NOTES
<a href="#">Jordá et al. (2017)</a>	JST	1870 - 1969	Replacing using overlapping data in 1970.
<a href="#">OECD (2024)</a>	OECD EO	1970 - 2026	Baseline source, overlaps with anchor year 2018.

## 2 Harmonised series

— GMD estimate | Source change ● AMECO ● BORDO ● IHD ● IHD 2 ● JST ● OECD EO ● OECD KEI



# France

COVERAGE  
1863–2026

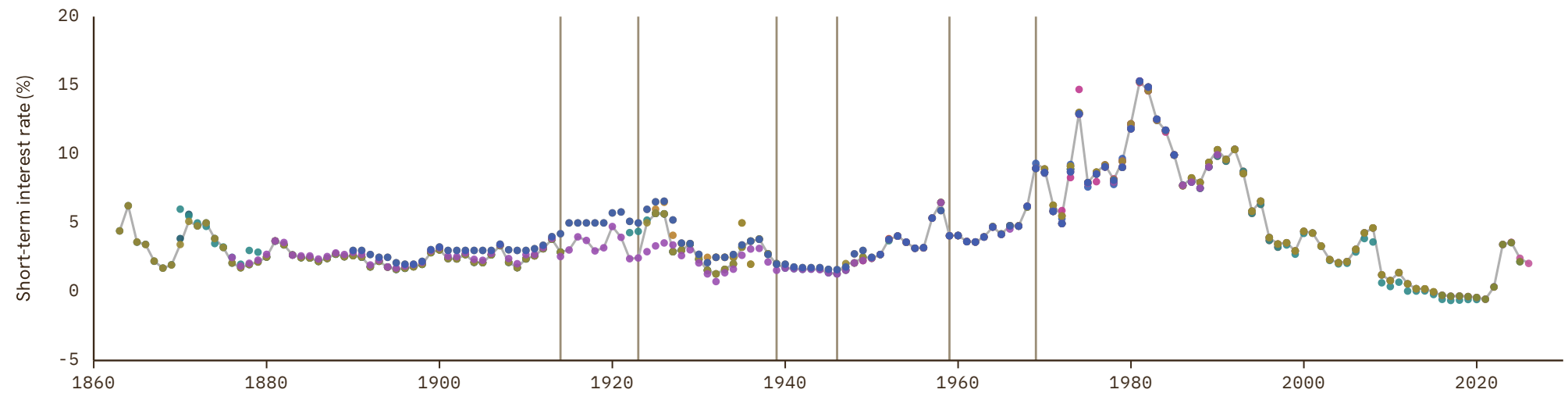
UNIT  
in %

## 1 Source composition

SOURCE	CODE	TIME SPAN	NOTES
<a href="#">Levy-Garboua et al. (2016)</a>	CS2 FRA	1863 - 1914	Replacing using overlapping data in 1915.
<a href="#">Ngakegni (1991)</a>	CS3 FRA	1915 - 1923	Replacing using overlapping data in 1924.
<a href="#">Levy-Garboua et al. (2016)</a>	CS2 FRA	1924 - 1939	Replacing using overlapping data in 1940.
<a href="#">Ngakegni (1991)</a>	CS3 FRA	1940 - 1946	Replacing using overlapping data in 1947.
<a href="#">Levy-Garboua et al. (2016)</a>	CS2 FRA	1947 - 1959	Replacing using overlapping data in 1960.
<a href="#">European Commission (2024)</a>	AMECO	1960 - 1969	Replacing using overlapping data in 1970.
<a href="#">OECD (2024)</a>	OECD EO	1970 - 2026	Baseline source, overlaps with anchor year 2018.

## 2 Harmonised series

— GMD estimate | Source change ● AMECO ● BORDO ● Homer Sylla ● IHD ● IHD 2 ● JST ● OECD EO ● OECD KEI ● OECD MEI ARC ● Villa ● CS2 ● CS3 ● CS4



# Gambia

COVERAGE  
1981–2025UNIT  
in %

## 1 Source composition

SOURCE	CODE	TIME SPAN	NOTES
<a href="#">International Monetary Fund (2025)</a>	IMF IFS	1981 - 2025	Baseline source, overlaps with anchor year 2018.

## 2 Harmonised series

— GMD estimate ● IMF IFS



# Georgia

COVERAGE

2001–2025

UNIT

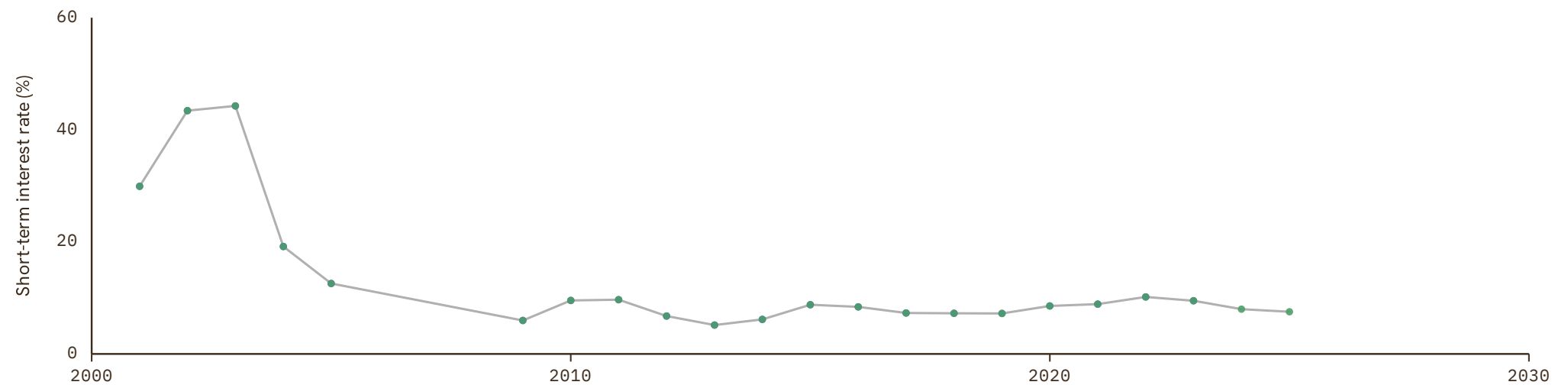
in %

## 1 Source composition

SOURCE	CODE	TIME SPAN	NOTES
<a href="#">International Monetary Fund (2025)</a>	IMF IFS	2001 - 2025	Baseline source, overlaps with anchor year 2018.

## 2 Harmonised series

— GMD estimate   ● ADB   ● IMF IFS



# Germany

COVERAGE  
1814–2026

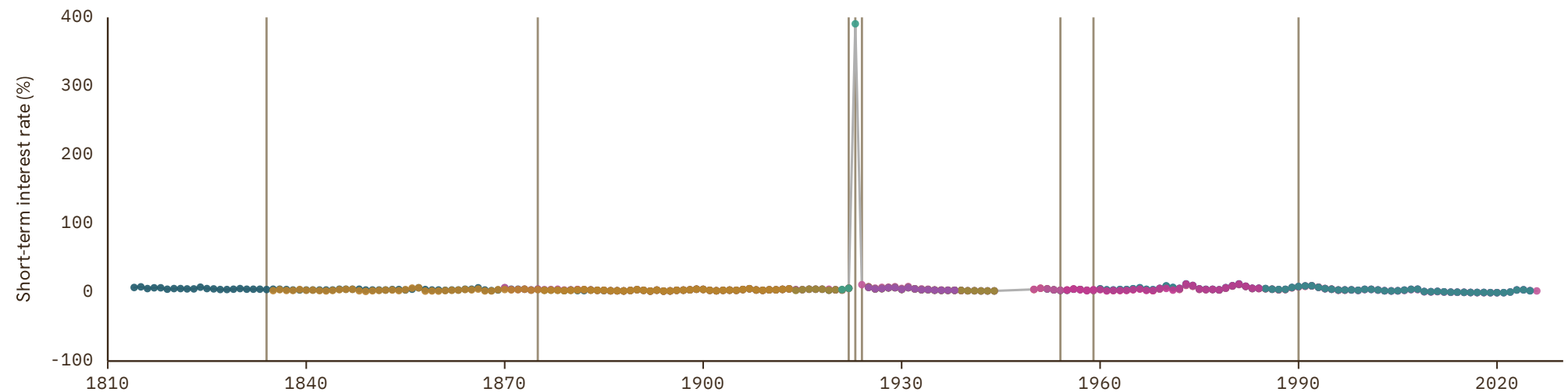
UNIT  
in %

## 1 Source composition

SOURCE	CODE	TIME SPAN	NOTES
Homer et al. (1996)	Homer Sylla	1814 - 1834	Replacing using overlapping data in 1835.
Sprenger (1982)	CS3 DEU	1835 - 1875	Replacing using overlapping data in 1876.
Deutsche Bundesbank (1976)	CS2 DEU	1876 - 1922	Replacing using overlapping data in 1923.
Holtfrerich (1980)	CS5 DEU	1923 - 1923	Replacing using overlapping data in 1924.
Jordá et al. (2017)	JST	1924 - 1924	Replacing using overlapping data in 1925.
Deutsche Bundesbank (1976)	CS2 DEU	1925 - 1949	Replacing using overlapping data in 1950.
Jordá et al. (2017)	JST	1950 - 1954	Replacing using overlapping data in 1955.
OECD (1986)	OECD MEI ARC	1955 - 1959	Replacing using overlapping data in 1960.
OECD (2024)	OECD KEI	1960 - 1990	Replacing using overlapping data in 1991.
OECD (2024)	OECD EO	1991 - 2026	Baseline source, overlaps with anchor year 2018.

## 2 Harmonised series

— GMD estimate | Source change ● AMECO ● BORDO ● Homer Sylla ● JST ● OECD EO ● OECD KEI ● OECD MEI ARC ● Ritschl ● CS2 ● CS3 ● CS5 ● CS7



# Ghana

COVERAGE  
1961–2023

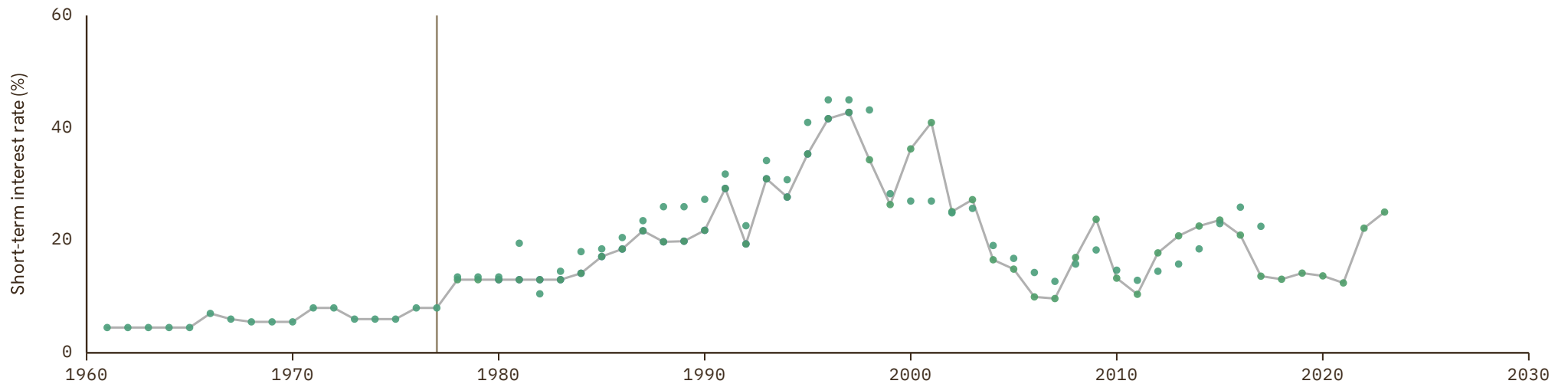
UNIT  
in %

## 1 Source composition

SOURCE	CODE	TIME SPAN	NOTES
<a href="#">Abdulai (2022)</a>	CS1 GHA	1961 - 1977	Replacing using overlapping data in 1978.
<a href="#">International Monetary Fund (2025)</a>	IMF IFS	1978 - 2023	Baseline source, overlaps with anchor year 2018.

## 2 Harmonised series

— GMD estimate | Source change ● BORDO ● IMF IFS ● CS1



# Greece

COVERAGE  
1925–2026

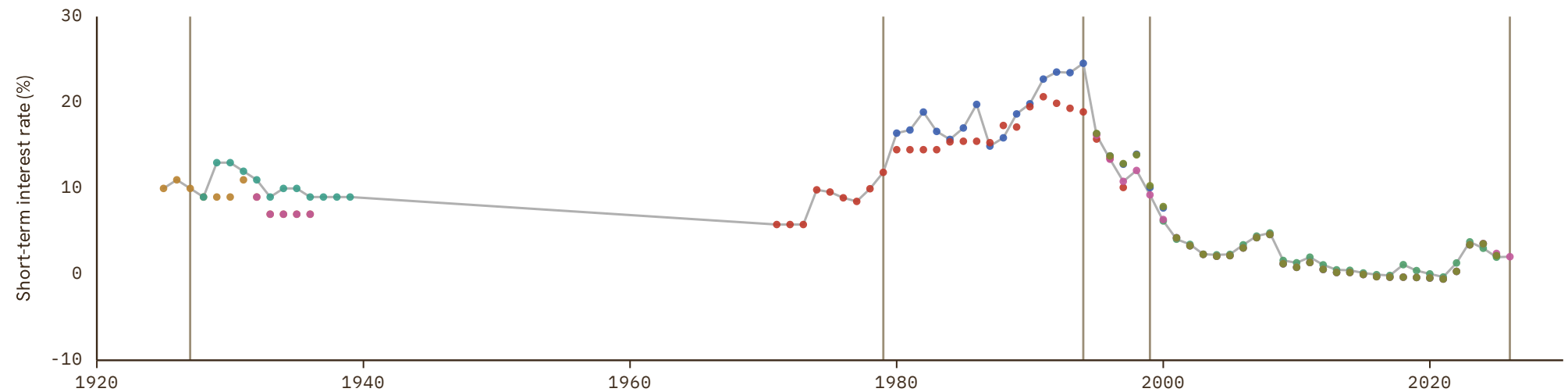
UNIT  
in %

## 1 Source composition

SOURCE	CODE	TIME SPAN	NOTES
Ellison et al. (2024)	IHD	1925 - 1927	Replacing using overlapping data in 1928.
National Bank of Serbia (2024)	NBS	1928 - 1970	Replacing using overlapping data in 1971.
Michael Bordo et al. (2001)	BORDO	1971 - 1979	Replacing using overlapping data in 1980.
European Commission (2024)	AMECO	1980 - 1994	Replacing using overlapping data in 1995.
OECD (2024)	OECD EO	1995 - 1999	Replacing using overlapping data in 2000.
International Monetary Fund (2025)	IMF IFS	2000 - 2025	Baseline source, overlaps with anchor year 2018.
OECD (2024)	OECD EO	2026 - 2026	Replacing using overlapping data in 2027.

## 2 Harmonised series

— GMD estimate | Source change ● AMECO ● BORDO ● IHD ● IHD 2 ● IMF IFS ● NBS ● OECD EO ● OECD KEI



# Grenada

COVERAGE  
2004–2019

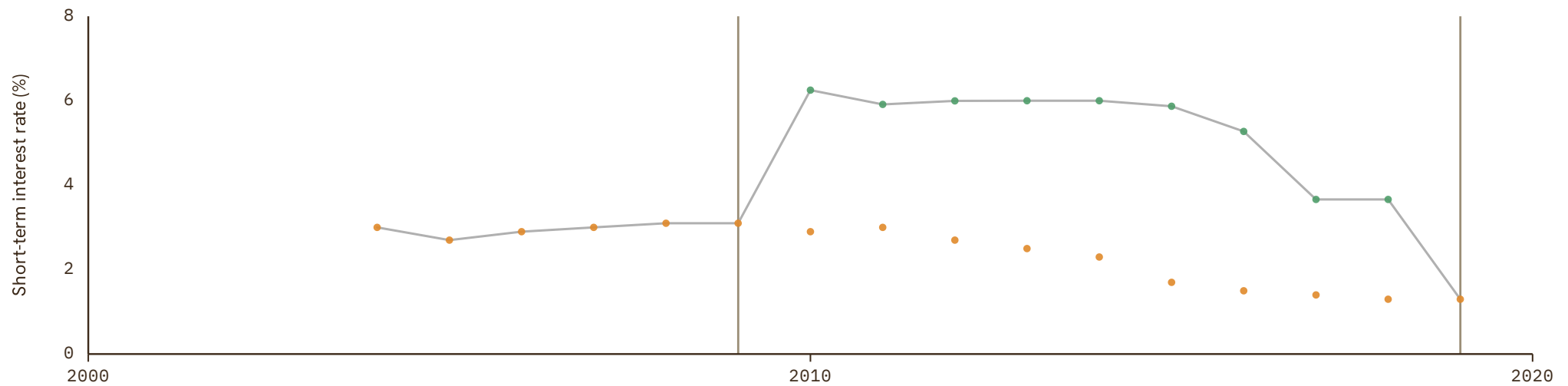
UNIT  
in %

## 1 Source composition

SOURCE	CODE	TIME SPAN	NOTES
United Nations (2024)	ECLAC	2004 - 2009	Replacing using overlapping data in 2010.
International Monetary Fund (2025)	IMF IFS	2010 - 2018	Replacing using overlapping data in 2019.
United Nations (2024)	ECLAC	2019 - 2019	Replacing using overlapping data in 2020.

## 2 Harmonised series

— GMD estimate | Source change ● ECLAC ● IMF IFS



# Guatemala

COVERAGE  
1996-2022

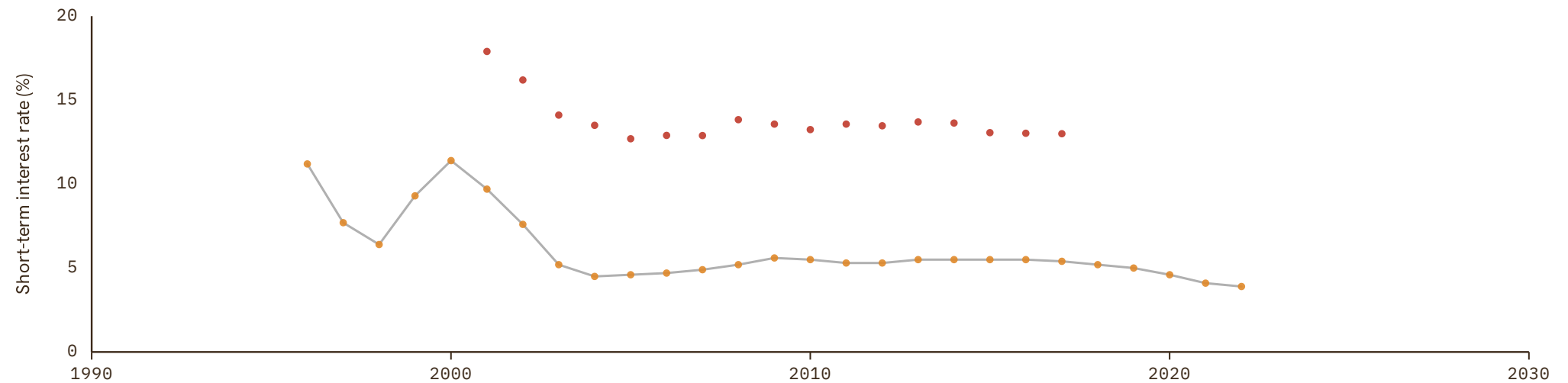
UNIT  
in %

## 1 Source composition

SOURCE	CODE	TIME SPAN	NOTES
United Nations (2024)	ECLAC	1996 - 2022	Baseline source, overlaps with anchor year 2018.

## 2 Harmonised series

— GMD estimate   ● ECLAC   ● SECMCA HIST



# Guinea

COVERAGE  
1998–2000UNIT  
in %

## 1 Source composition

SOURCE	CODE	TIME SPAN	NOTES
International Monetary Fund (2025)	IMF IFS	1998 - 2000	Replacing using overlapping data in 2001.

## 2 Harmonised series

— GMD estimate ● IMF IFS



# Guyana

COVERAGE  
1972-2025

UNIT  
in %

## 1 Source composition

SOURCE	CODE	TIME SPAN	NOTES
International Monetary Fund (2025)	IMF IFS	1972 - 2025	Baseline source, overlaps with anchor year 2018.

## 2 Harmonised series

— GMD estimate ● ECLAC ● IMF IFS



# Haiti

COVERAGE  
1995–2020

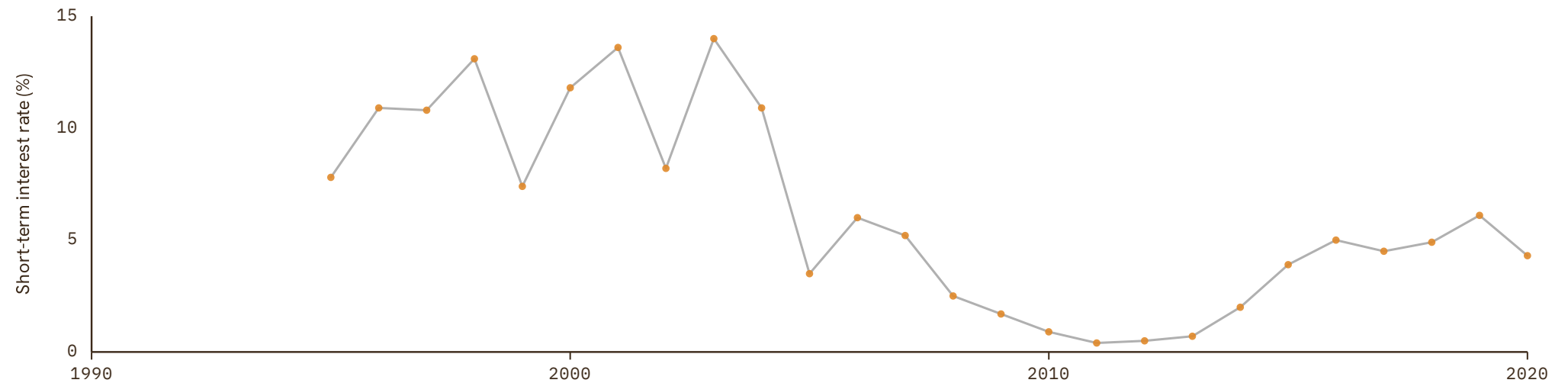
UNIT  
in %

## 1 Source composition

SOURCE	CODE	TIME SPAN	NOTES
United Nations (2024)	ECLAC	1995 - 2020	Baseline source, overlaps with anchor year 2018.

## 2 Harmonised series

— GMD estimate ● ECLAC



# Honduras

COVERAGE  
1995-2020

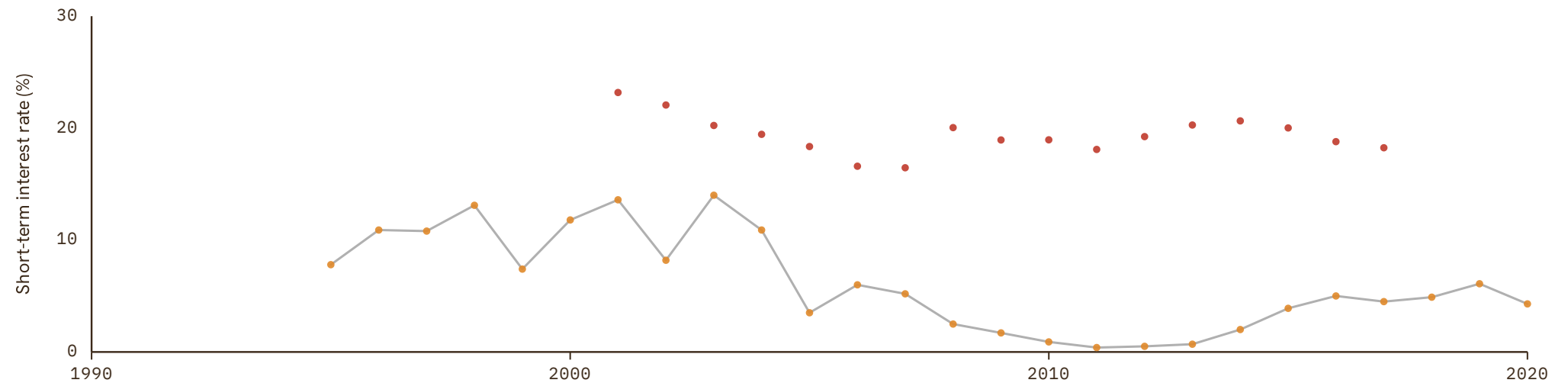
UNIT  
in %

## 1 Source composition

SOURCE	CODE	TIME SPAN	NOTES
United Nations (2024)	ECLAC	1995 - 2020	Baseline source, overlaps with anchor year 2018.

## 2 Harmonised series

— GMD estimate   ● ECLAC   ● SECMCA HIST



# Hong Kong

COVERAGE  
1990-2025

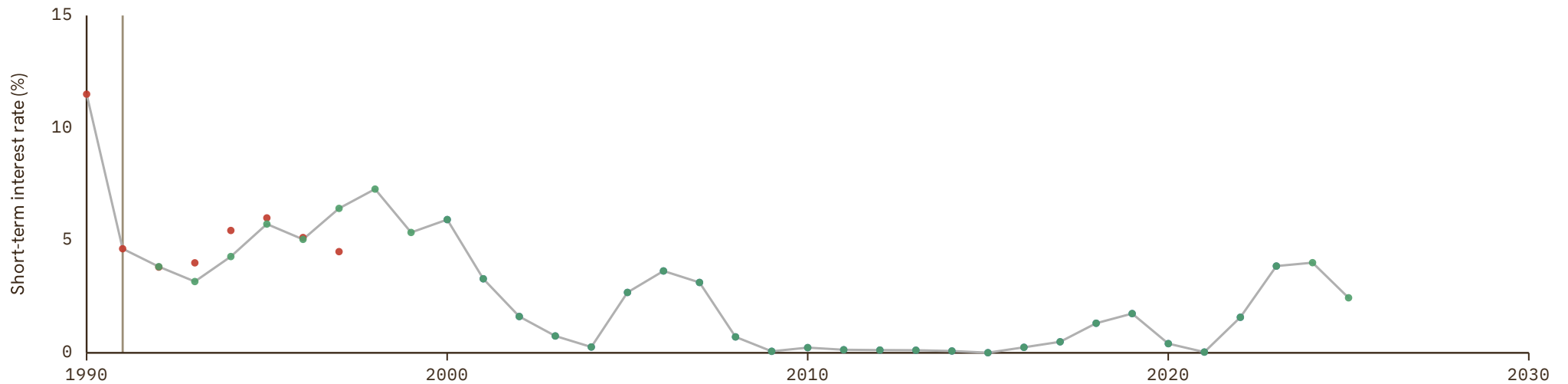
UNIT  
in %

## 1 Source composition

SOURCE	CODE	TIME SPAN	NOTES
<a href="#">Michael Bordo et al. (2001)</a>	BORDO	1990 - 1991	Replacing using overlapping data in 1992.
<a href="#">International Monetary Fund (2025)</a>	IMF IFS	1992 - 2025	Baseline source, overlaps with anchor year 2018.

## 2 Harmonised series

— GMD estimate | Source change ● ADB ● BORDO ● IMF IFS



# Hungary

COVERAGE  
1863–2026

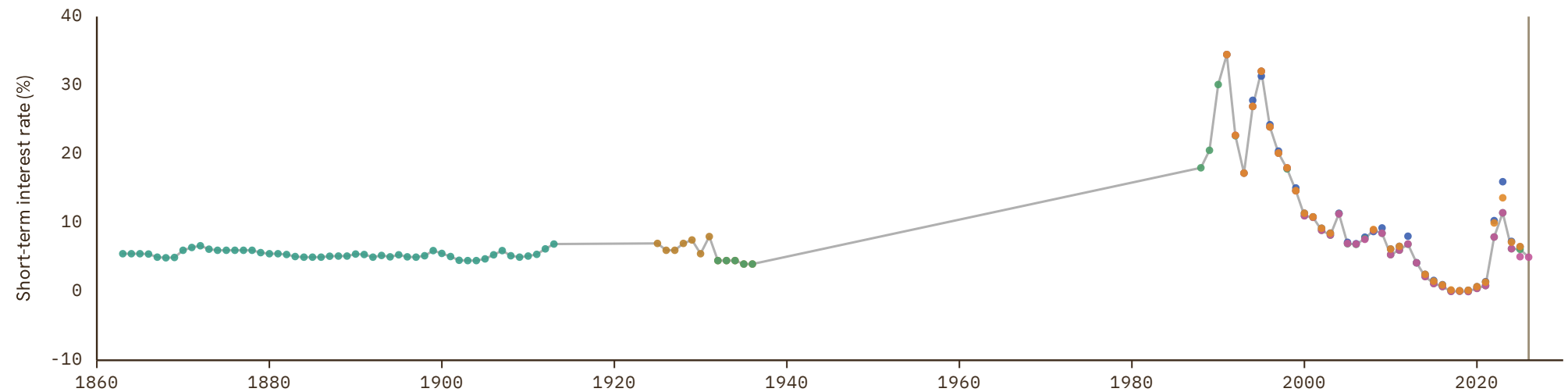
UNIT  
in %

## 1 Source composition

SOURCE	CODE	TIME SPAN	NOTES
National Bank of Serbia (2024)	NBS	1863 - 1924	Replacing using overlapping data in 1925.
Ellison et al. (2024)	IHD	1925 - 1987	Replacing using overlapping data in 1988.
International Monetary Fund (2025)	IMF IFS	1988 - 2025	Baseline source, overlaps with anchor year 2018.
OECD (2024)	OECD EO	2026 - 2026	Replacing using overlapping data in 2027.

## 2 Harmonised series

— GMD estimate | Source change ● AMECO ● IHD ● IHD 2 ● IMF IFS ● NBS ● OECD EO ● OECD KEI



# Iceland

COVERAGE  
1960-2026

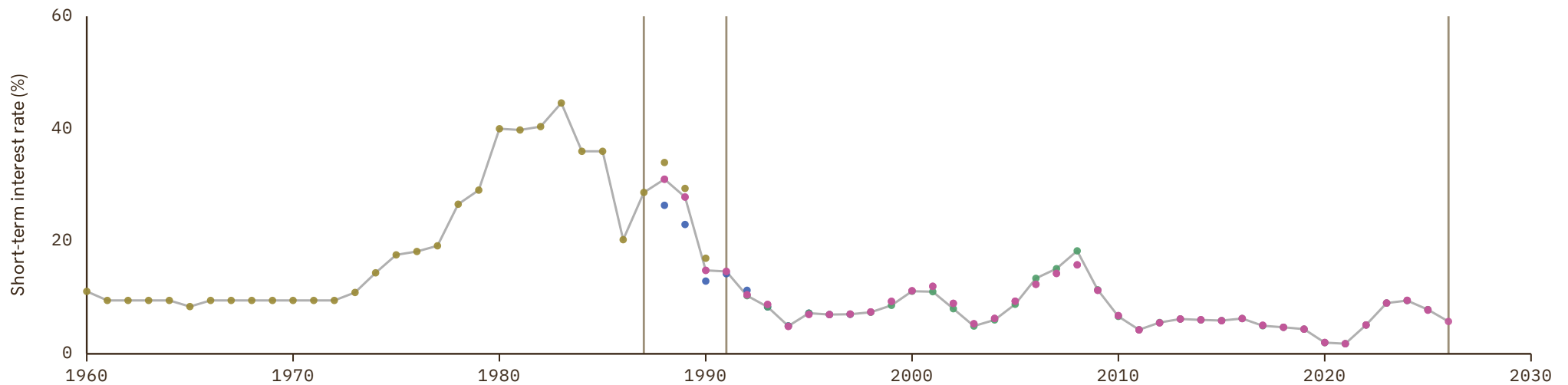
UNIT  
in %

## 1 Source composition

SOURCE	CODE	TIME SPAN	NOTES
<a href="#">Statistics Iceland (1997)</a>	CS2 ISL	1960 - 1987	Replacing using overlapping data in 1988.
<a href="#">OECD (2024)</a>	OECD EO	1988 - 1991	Replacing using overlapping data in 1992.
<a href="#">International Monetary Fund (2025)</a>	IMF IFS	1992 - 2025	Baseline source, overlaps with anchor year 2018.
<a href="#">OECD (2024)</a>	OECD EO	2026 - 2026	Replacing using overlapping data in 2027.

## 2 Harmonised series

— GMD estimate | Source change ● BORDO ● IMF IFS ● OECD EO ● OECD KEI ● CS2



# India

COVERAGE  
1930–2026

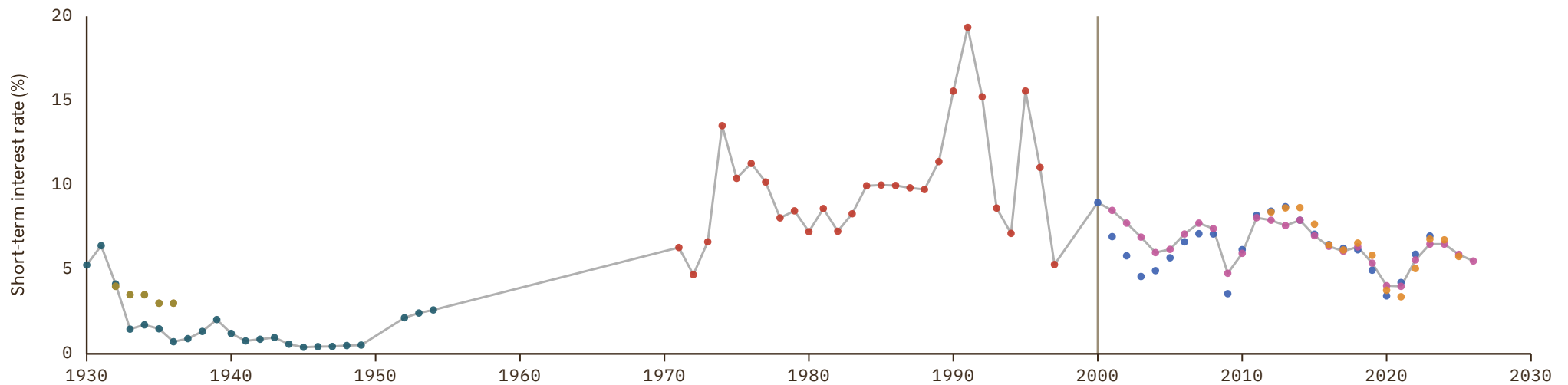
UNIT  
in %

## 1 Source composition

SOURCE	CODE	TIME SPAN	NOTES
<a href="#">Homer et al. (1996)</a>	Homer Sylla	1930 - 1970	Replacing using overlapping data in 1971.
<a href="#">Michael Bordo et al. (2001)</a>	BORDO	1971 - 1999	Replacing using overlapping data in 2000.
<a href="#">Asian Development Bank (2024)</a>	ADB	2000 - 2000	Replacing using overlapping data in 2001.
<a href="#">OECD (2024)</a>	OECD EO	2001 - 2026	Baseline source, overlaps with anchor year 2018.

## 2 Harmonised series

— GMD estimate | Source change ● ADB ● BORDO ● Homer Sylla ● IHD ● IHD 2 ● OECD EO ● OECD KEI



# Indonesia

COVERAGE  
1974-2026

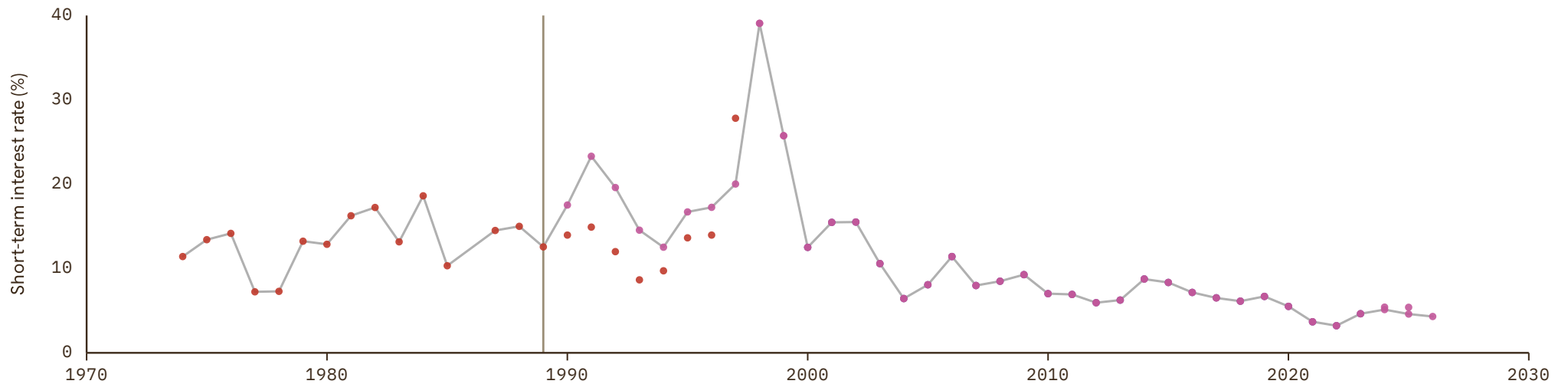
UNIT  
in %

## 1 Source composition

SOURCE	CODE	TIME SPAN	NOTES
Michael Bordo et al. (2001)	BORDO	1974 - 1989	Replacing using overlapping data in 1990.
OECD (2024)	OECD EO	1990 - 2026	Baseline source, overlaps with anchor year 2018.

## 2 Harmonised series

— GMD estimate | Source change ● ADB ● BORDO ● OECD EO ● OECD KEI



# Iraq

COVERAGE  
2004–2008

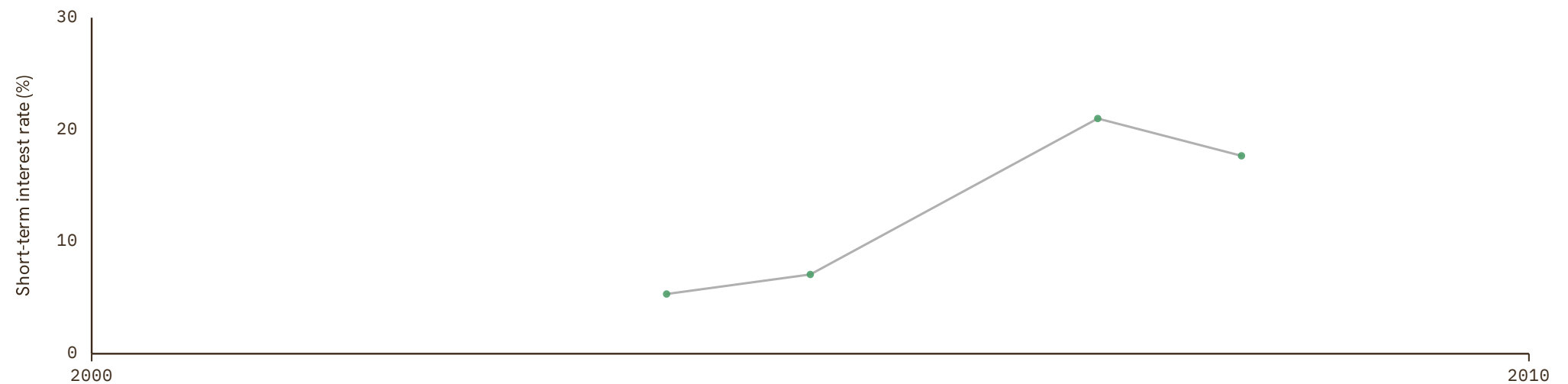
UNIT  
in %

## 1 Source composition

SOURCE	CODE	TIME SPAN	NOTES
<a href="#">International Monetary Fund (2025)</a>	IMF IFS	2004 - 2008	Replacing using overlapping data in 2009.

## 2 Harmonised series

— GMD estimate ● IMF IFS



# Ireland

COVERAGE  
1922-2026

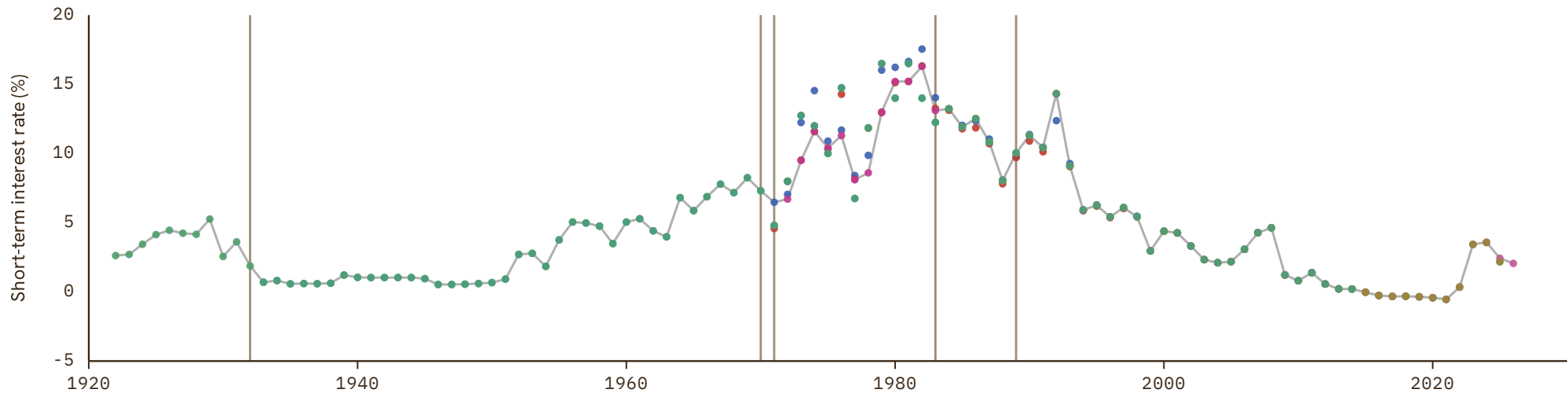
UNIT  
in %

## 1 Source composition

SOURCE	CODE	TIME SPAN	NOTES
<a href="#">Jordá et al. (2017)</a>	JST	1922 - 1932	Replacing using overlapping data in 1933.
<a href="#">Stuart (2018)</a>	CS1 IRL	1933 - 1970	Replacing using overlapping data in 1971.
<a href="#">European Commission (2024)</a>	AMECO	1971 - 1971	Replacing using overlapping data in 1972.
<a href="#">OECD (1986)</a>	OECD MEI ARC	1972 - 1983	Replacing using overlapping data in 1984.
<a href="#">OECD (2024)</a>	OECD KEI	1984 - 1989	Replacing using overlapping data in 1990.
<a href="#">OECD (2024)</a>	OECD EO	1990 - 2026	Baseline source, overlaps with anchor year 2018.

## 2 Harmonised series

— GMD estimate | Source change ● AMECO ● BORDO ● JST ● OECD EO ● OECD KEI ● OECD MEI ARC ● CS1



# Israel

COVERAGE  
1984–2026

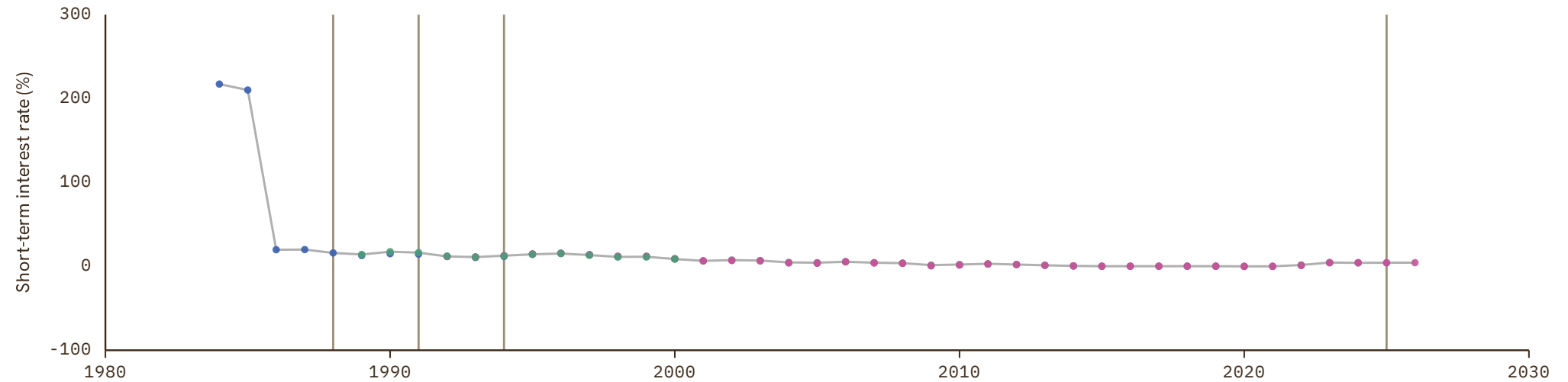
UNIT  
in %

## 1 Source composition

SOURCE	CODE	TIME SPAN	NOTES
<a href="#">Michael Bordo et al. (2001)</a>	BORDO	1984 - 1988	Replacing using overlapping data in 1989.
<a href="#">Bank of Israel (2001)</a>	CS1 ISR	1989 - 1991	Replacing using overlapping data in 1992.
<a href="#">OECD (2024)</a>	OECD EO	1992 - 1994	Replacing using overlapping data in 1995.
<a href="#">International Monetary Fund (2025)</a>	IMF IFS	1995 - 2024	Baseline source, overlaps with anchor year 2018.
<a href="#">OECD (2024)</a>	OECD EO	2025 - 2026	Replacing using overlapping data in 2027.

## 2 Harmonised series

— GMD estimate | Source change ● BORDO ● IMF IFS ● OECD EO ● OECD KEI ● CS1



# Italy

COVERAGE  
1862–2026

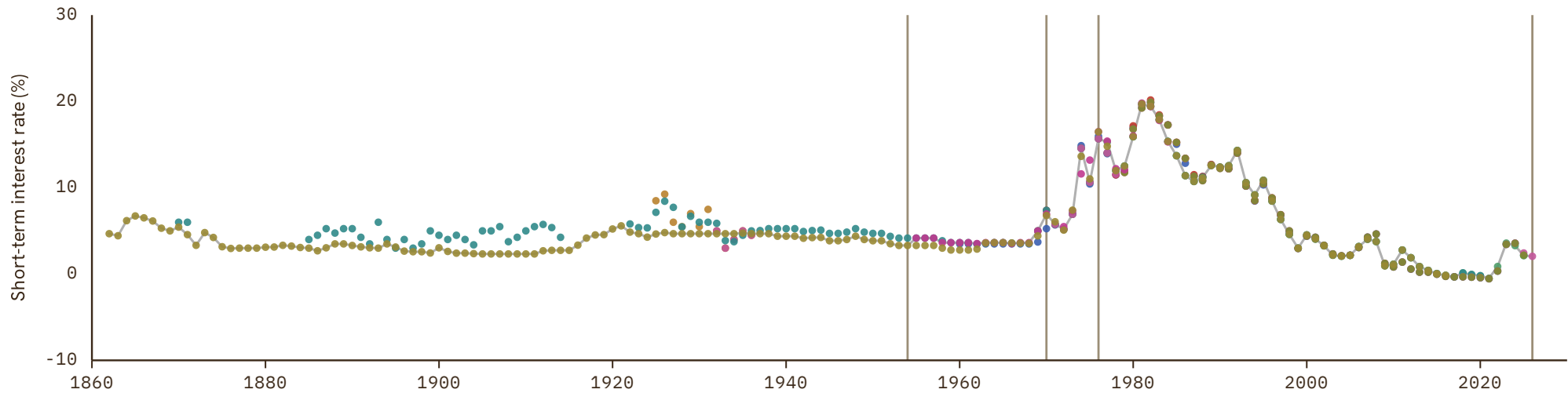
UNIT  
in %

## 1 Source composition

SOURCE	CODE	TIME SPAN	NOTES
<a href="#">Piselli et al. (2023)</a>	CS2 ITA	1862 - 1954	Replacing using overlapping data in 1955.
<a href="#">OECD (1986)</a>	OECD MEI ARC	1955 - 1970	Replacing using overlapping data in 1971.
<a href="#">OECD (2024)</a>	OECD EO	1971 - 1976	Replacing using overlapping data in 1977.
<a href="#">International Monetary Fund (2025)</a>	IMF IFS	1977 - 2025	Baseline source, overlaps with anchor year 2018.
<a href="#">OECD (2024)</a>	OECD EO	2026 - 2026	Replacing using overlapping data in 2027.

## 2 Harmonised series

— GMD estimate | Source change ● AMECO ● BORDO ● IHD ● IHD 2 ● IMF IFS ● JST ● OECD EO ● OECD KEI ● OECD MEI ARC ● CS2



# Ivory Coast

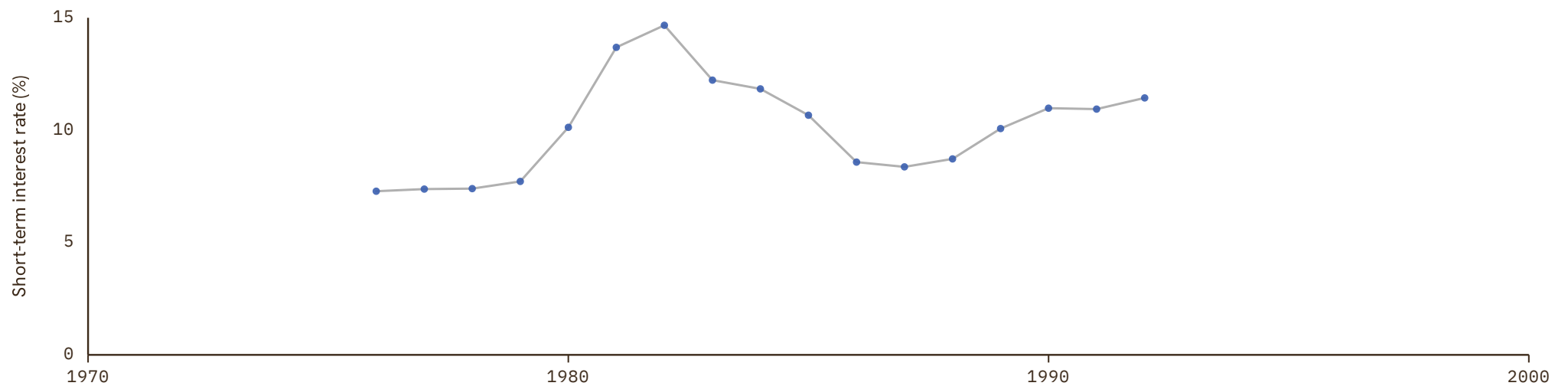
COVERAGE  
1976–1992UNIT  
in %

## 1 Source composition

SOURCE	CODE	TIME SPAN	NOTES
Michael Bordo et al. (2001)	BORDO	1976 - 1992	Replacing using overlapping data in 1993.

## 2 Harmonised series

— GMD estimate ● BORDO



# Jamaica

COVERAGE  
1961-2025

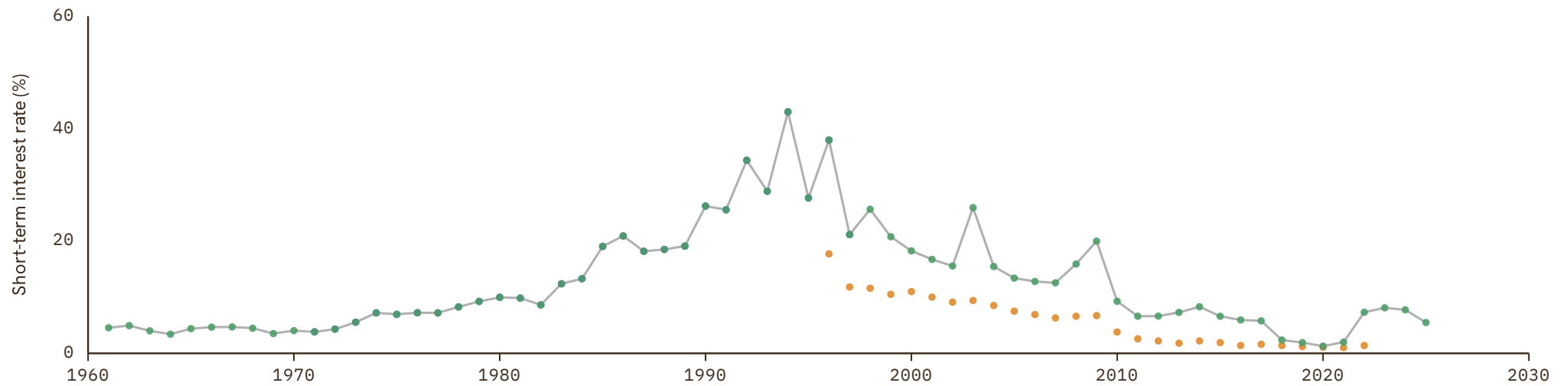
UNIT  
in %

## 1 Source composition

SOURCE	CODE	TIME SPAN	NOTES
<a href="#">International Monetary Fund (2025)</a>	IMF IFS	1961 - 2025	Baseline source, overlaps with anchor year 2018.

## 2 Harmonised series

— GMD estimate   ● BORDO   ● ECLAC   ● IMF IFS



# Japan

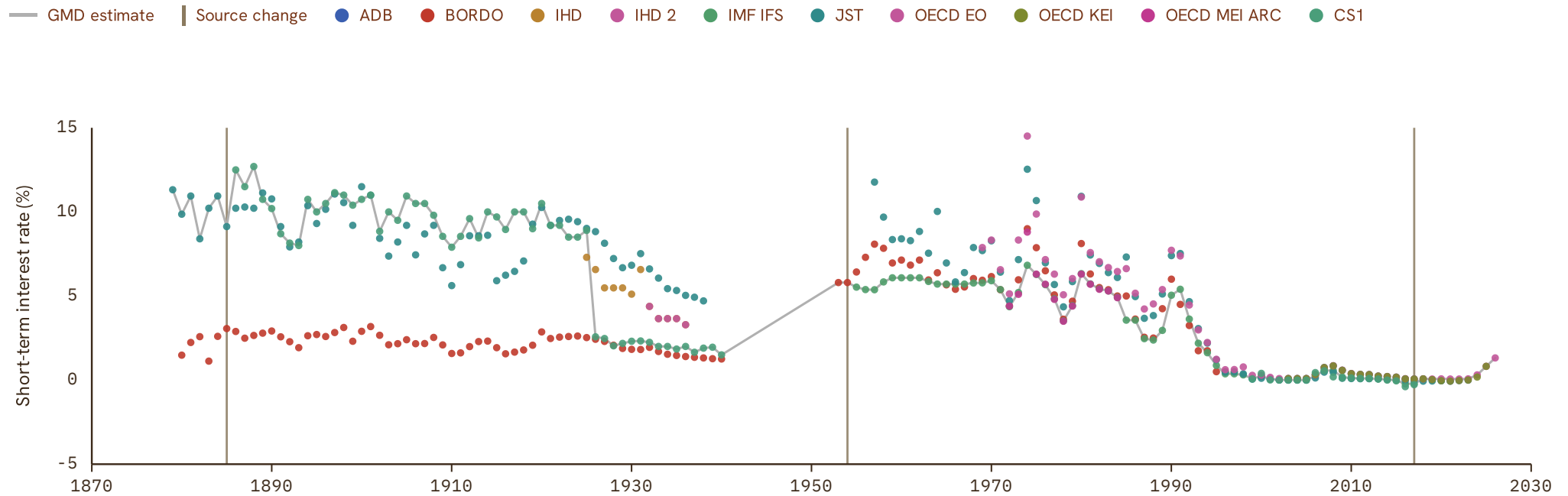
COVERAGE  
1879–2026

UNIT  
in %

## 1 Source composition

SOURCE	CODE	TIME SPAN	NOTES
Jordá et al. (2017)	JST	1879 - 1885	Replacing using overlapping data in 1886.
Bank of Japan (2024)	CS1 JPN	1886 - 1952	Replacing using overlapping data in 1953.
Michael Bordo et al. (2001)	BORDO	1953 - 1954	Replacing using overlapping data in 1955.
International Monetary Fund (2025)	IMF IFS	1955 - 2017	Replacing using overlapping data in 2018.
OECD (2024)	OECD EO	2018 - 2026	Baseline source, overlaps with anchor year 2018.

## 2 Harmonised series



# Kazakhstan

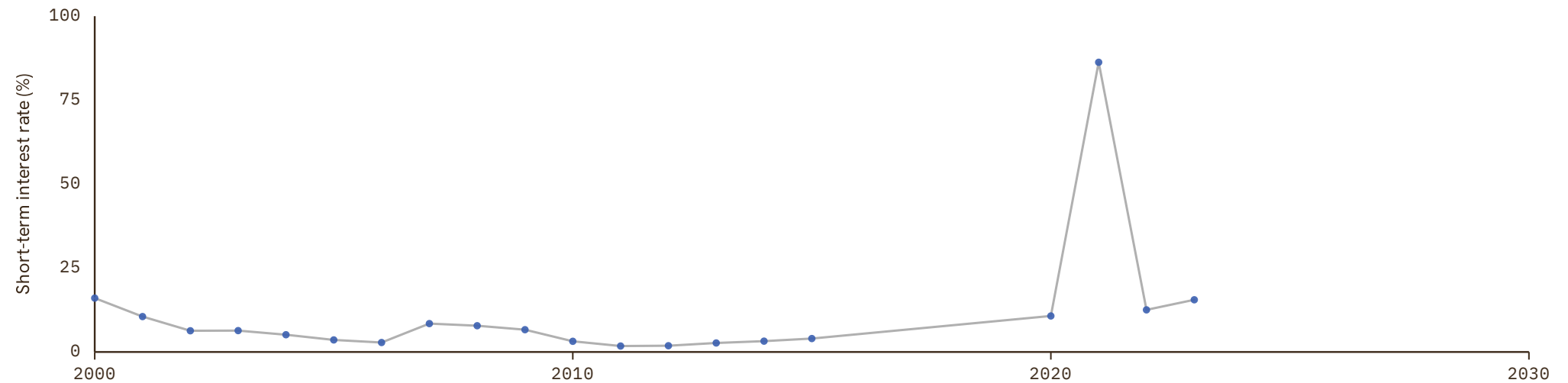
COVERAGE  
2000–2023UNIT  
in %

## 1 Source composition

SOURCE	CODE	TIME SPAN	NOTES
Asian Development Bank (2024)	ADB	2000 - 2023	Baseline source, overlaps with anchor year 2018.

## 2 Harmonised series

— GMD estimate ● ADB



# Kenya

COVERAGE

1990–2024

UNIT

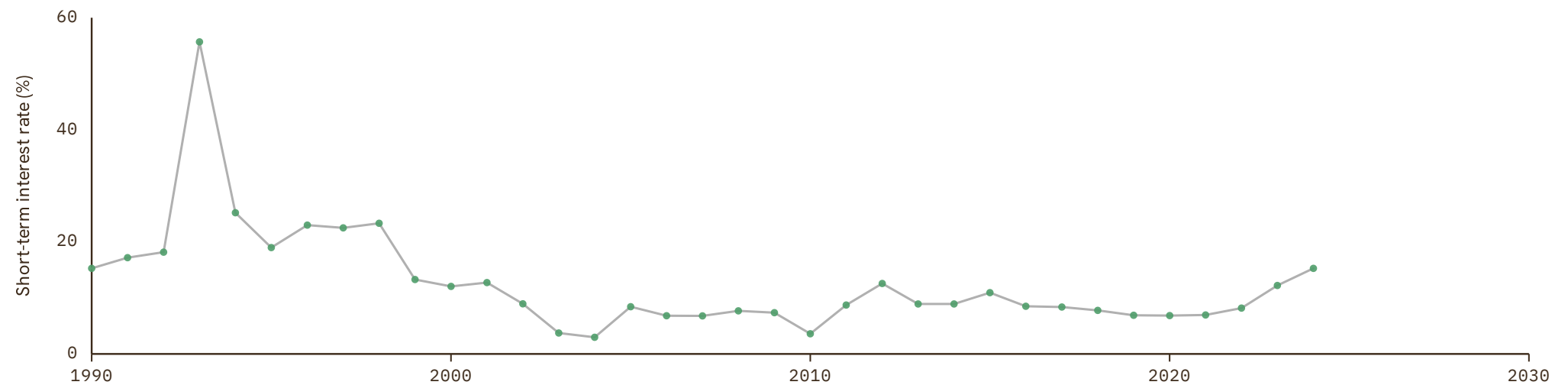
in %

## 1 Source composition

SOURCE	CODE	TIME SPAN	NOTES
<a href="#">International Monetary Fund (2025)</a>	IMF IFS	1990 - 2024	Baseline source, overlaps with anchor year 2018.

## 2 Harmonised series

— GMD estimate ● IMF IFS



# Kyrgyzstan

COVERAGE  
1994–2023

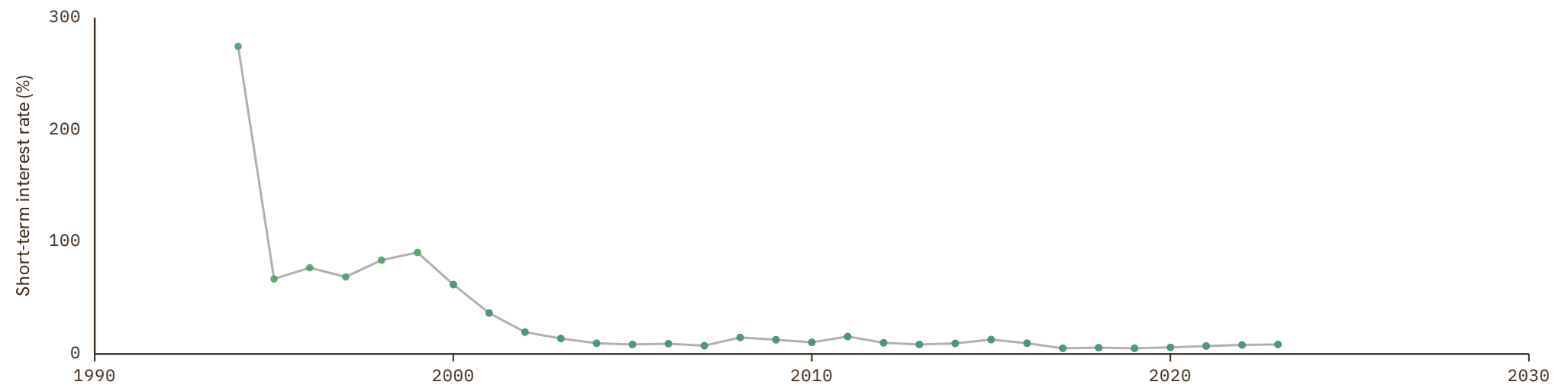
UNIT  
in %

## 1 Source composition

SOURCE	CODE	TIME SPAN	NOTES
International Monetary Fund (2025)	IMF IFS	1994 - 2023	Baseline source, overlaps with anchor year 2018.

## 2 Harmonised series

— GMD estimate   ● ADB   ● IMF IFS



# Laos

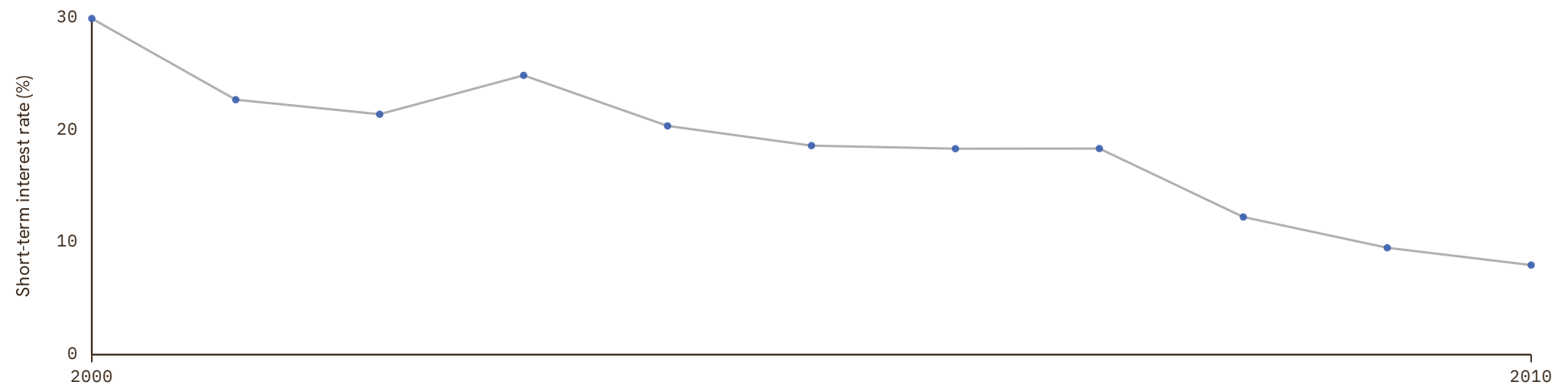
COVERAGE  
2000–2010UNIT  
in %

## 1 Source composition

SOURCE	CODE	TIME SPAN	NOTES
Asian Development Bank (2024)	ADB	2000 - 2010	Replacing using overlapping data in 2011.

## 2 Harmonised series

— GMD estimate ● ADB



# Latvia

COVERAGE  
1925–2026

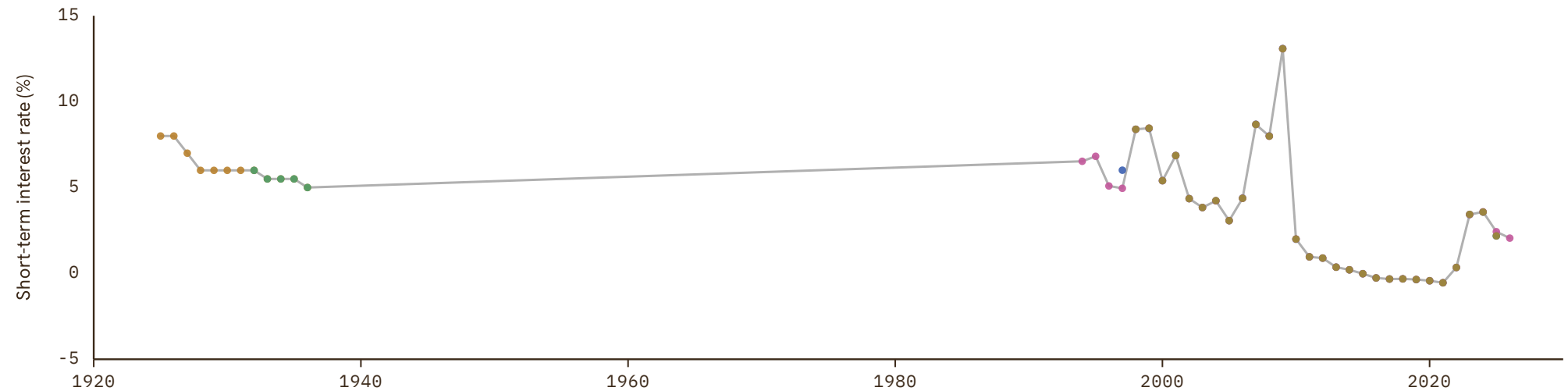
UNIT  
in %

## 1 Source composition

SOURCE	CODE	TIME SPAN	NOTES
Ellison et al. (2024)	IHD	1925 - 1993	Replacing using overlapping data in 1994.
OECD (2024)	OECD EO	1994 - 2026	Baseline source, overlaps with anchor year 2018.

## 2 Harmonised series

— GMD estimate   ● AMECO   ● IHD   ● IHD 2   ● OECD EO   ● OECD KEI



# Lesotho

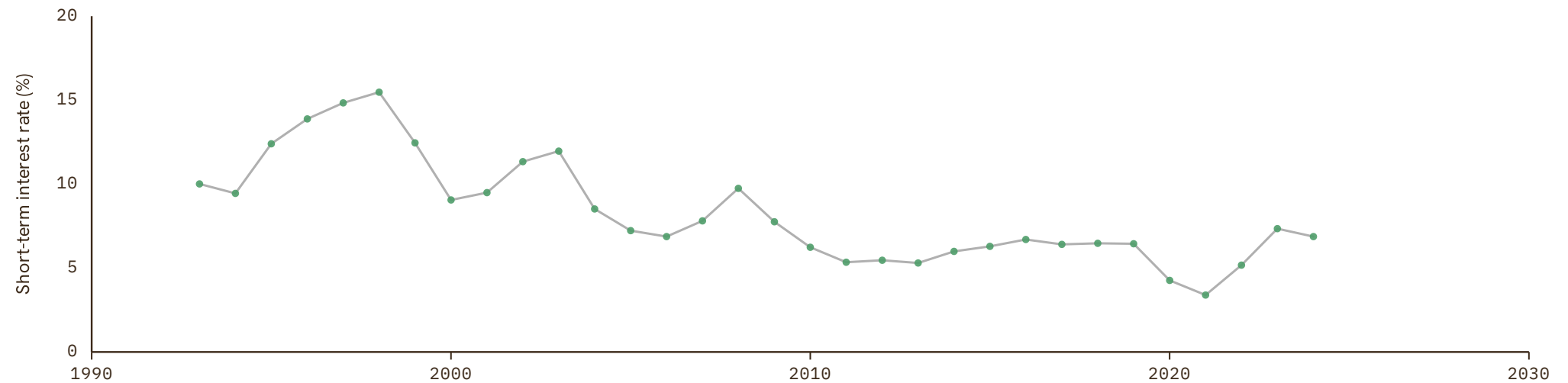
COVERAGE  
1993–2024UNIT  
in %

## 1 Source composition

SOURCE	CODE	TIME SPAN	NOTES
<a href="#">International Monetary Fund (2025)</a>	IMF IFS	1993 - 2024	Baseline source, overlaps with anchor year 2018.

## 2 Harmonised series

— GMD estimate ● IMF IFS



# Lithuania

COVERAGE  
1925–2026

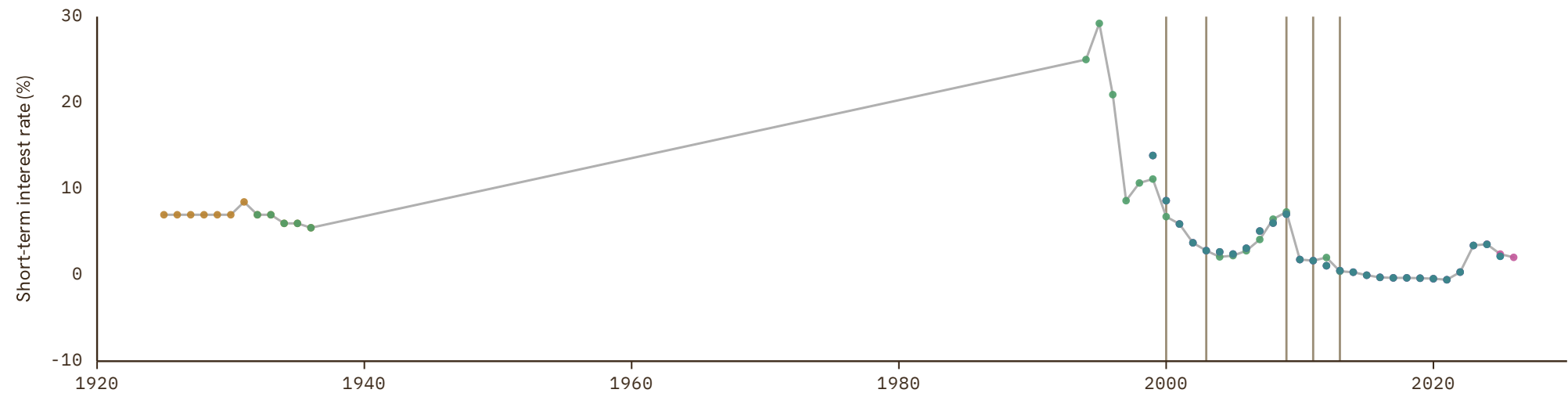
UNIT  
in %

## 1 Source composition

SOURCE	CODE	TIME SPAN	NOTES
<a href="#">Ellison et al. (2024)</a>	IHD	1925 - 1993	Replacing using overlapping data in 1994.
<a href="#">International Monetary Fund (2025)</a>	IMF IFS	1994 - 2000	Replacing using overlapping data in 2001.
<a href="#">OECD (2024)</a>	OECD EO	2001 - 2003	Replacing using overlapping data in 2004.
<a href="#">International Monetary Fund (2025)</a>	IMF IFS	2004 - 2009	Replacing using overlapping data in 2010.
<a href="#">OECD (2024)</a>	OECD EO	2010 - 2011	Replacing using overlapping data in 2012.
<a href="#">International Monetary Fund (2025)</a>	IMF IFS	2012 - 2013	Replacing using overlapping data in 2014.
<a href="#">OECD (2024)</a>	OECD EO	2014 - 2026	Baseline source, overlaps with anchor year 2018.

## 2 Harmonised series

— GMD estimate | Source change ● AMECO ● IHD ● IHD 2 ● IMF IFS ● OECD EO ● OECD KEI



# Luxembourg

COVERAGE  
1960–2026

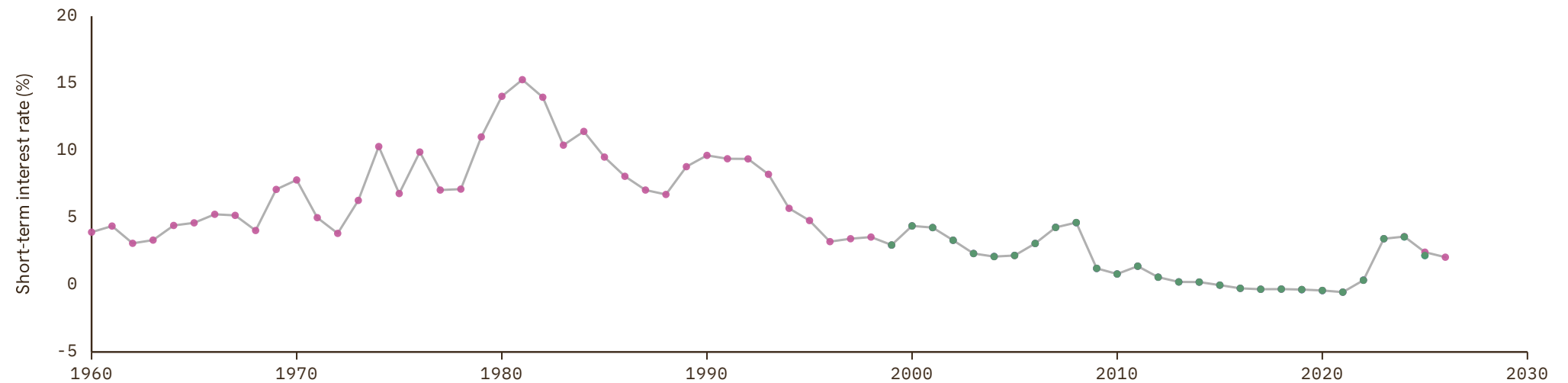
UNIT  
in %

## 1 Source composition

SOURCE	CODE	TIME SPAN	NOTES
OECD (2024)	OECD EO	1960 - 2026	Baseline source, overlaps with anchor year 2018.

## 2 Harmonised series

— GMD estimate   ● AMECO   ● OECD EO   ● OECD KEI



# Madagascar

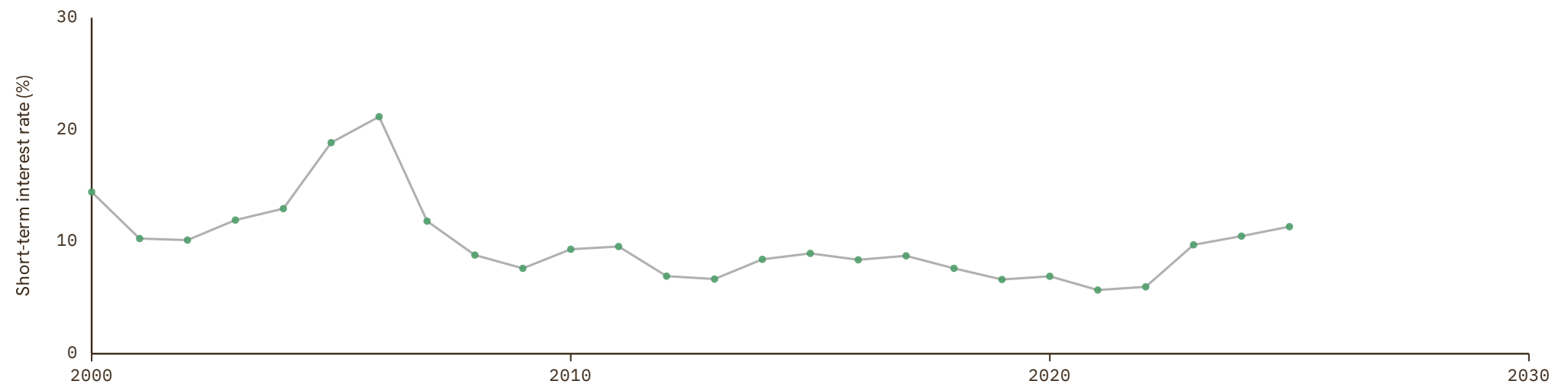
COVERAGE  
2000–2025UNIT  
in %

## 1 Source composition

SOURCE	CODE	TIME SPAN	NOTES
<a href="#">International Monetary Fund (2025)</a>	IMF IFS	2000 - 2025	Baseline source, overlaps with anchor year 2018.

## 2 Harmonised series

— GMD estimate ● IMF IFS



# Malawi

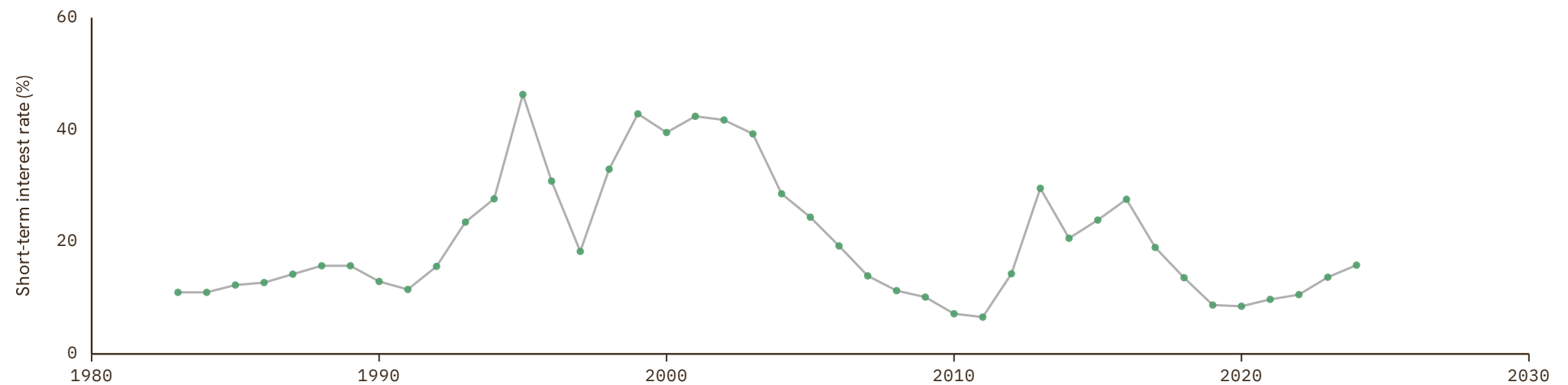
COVERAGE  
1983–2024UNIT  
in %

## 1 Source composition

SOURCE	CODE	TIME SPAN	NOTES
<a href="#">International Monetary Fund (2025)</a>	IMF IFS	1983 - 2024	Baseline source, overlaps with anchor year 2018.

## 2 Harmonised series

— GMD estimate ● IMF IFS



# Malaysia

COVERAGE  
1974-2021

UNIT  
in %

## 1 Source composition

SOURCE	CODE	TIME SPAN	NOTES
<a href="#">Michael Bordo et al. (2001)</a>	BORDO	1974 - 1975	Replacing using overlapping data in 1976.
<a href="#">International Monetary Fund (2025)</a>	IMF IFS	1976 - 2016	Replacing using overlapping data in 2017.
<a href="#">Asian Development Bank (2024)</a>	ADB	2017 - 2021	Baseline source, overlaps with anchor year 2018.

## 2 Harmonised series

— GMD estimate | Source change ● ADB ● BORDO ● IMF IFS



# Maldives

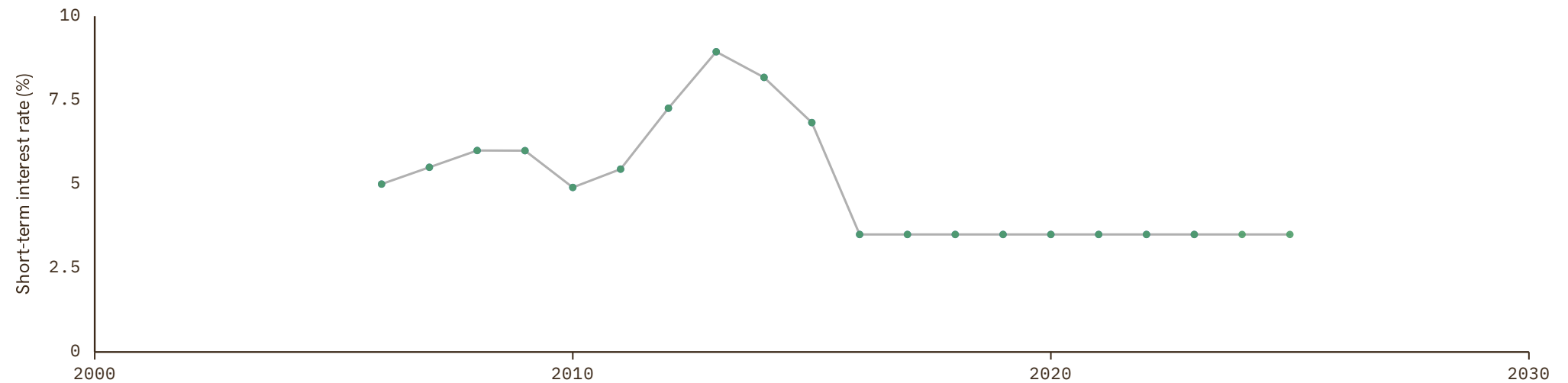
COVERAGE  
2006–2025UNIT  
in %

## 1 Source composition

SOURCE	CODE	TIME SPAN	NOTES
International Monetary Fund (2025)	IMF IFS	2006 - 2025	Baseline source, overlaps with anchor year 2018.

## 2 Harmonised series

— GMD estimate ● ADB ● IMF IFS



# Malta

COVERAGE  
1987-2025

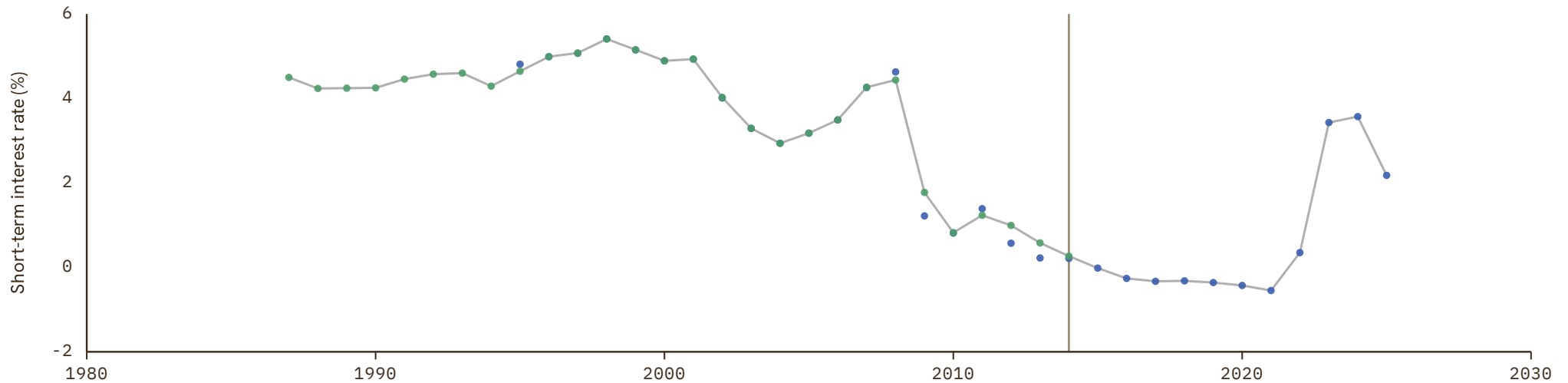
UNIT  
in %

## 1 Source composition

SOURCE	CODE	TIME SPAN	NOTES
<a href="#">International Monetary Fund (2025)</a>	IMF IFS	1987 - 2014	Replacing using overlapping data in 2015.
<a href="#">European Commission (2024)</a>	AMECO	2015 - 2025	Baseline source, overlaps with anchor year 2018.

## 2 Harmonised series

— GMD estimate | Source change ● AMECO ● IMF IFS



# Mauritania

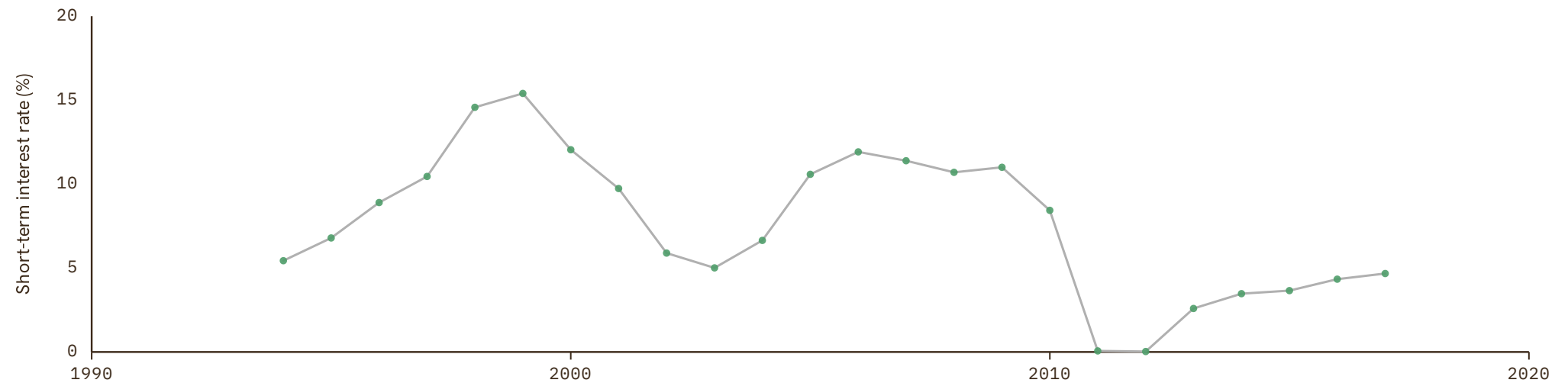
COVERAGE  
1994–2017UNIT  
in %

## 1 Source composition

SOURCE	CODE	TIME SPAN	NOTES
International Monetary Fund (2025)	IMF IFS	1994 - 2017	Replacing using overlapping data in 2018.

## 2 Harmonised series

— GMD estimate ● IMF IFS



# Mauritius

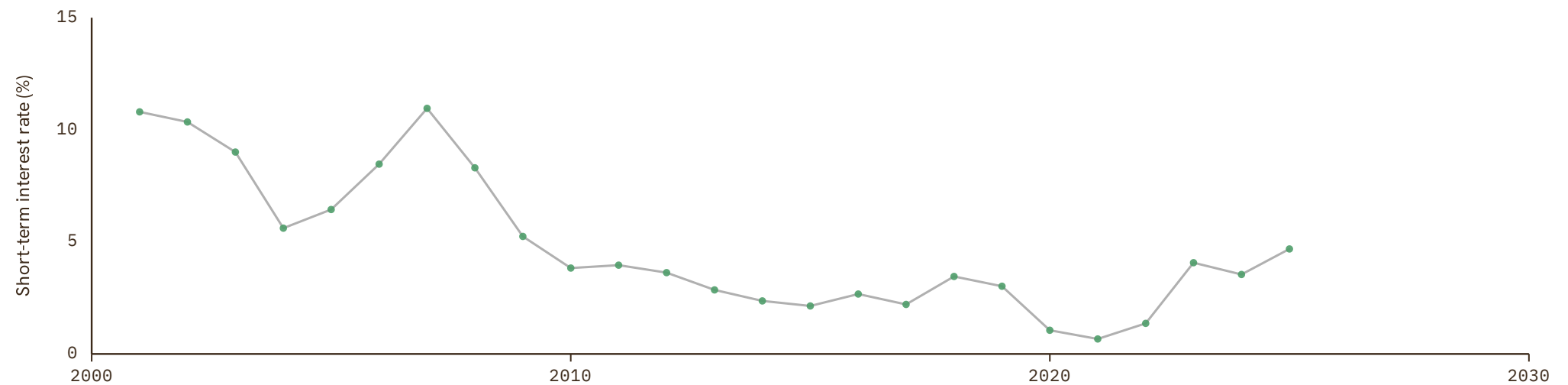
COVERAGE  
2001–2025UNIT  
in %

## 1 Source composition

SOURCE	CODE	TIME SPAN	NOTES
<a href="#">International Monetary Fund (2025)</a>	IMF IFS	2001 - 2025	Baseline source, overlaps with anchor year 2018.

## 2 Harmonised series

— GMD estimate ● IMF IFS



# Mexico

COVERAGE  
1978–2026

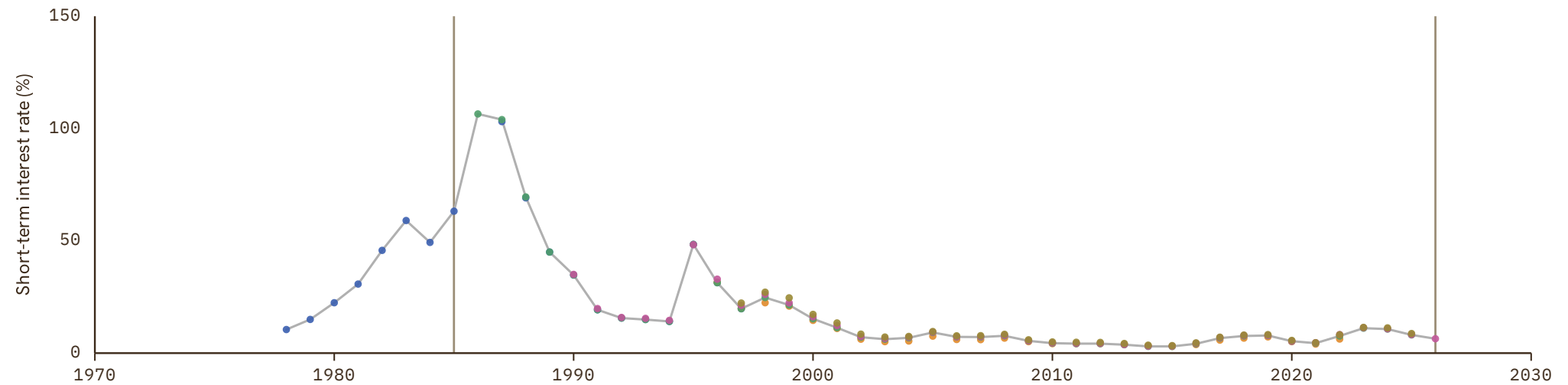
UNIT  
in %

## 1 Source composition

SOURCE	CODE	TIME SPAN	NOTES
<a href="#">Michael Bordo et al. (2001)</a>	BORDO	1978 - 1985	Replacing using overlapping data in 1986.
<a href="#">International Monetary Fund (2025)</a>	IMF IFS	1986 - 2025	Baseline source, overlaps with anchor year 2018.
<a href="#">OECD (2024)</a>	OECD EO	2026 - 2026	Replacing using overlapping data in 2027.

## 2 Harmonised series

— GMD estimate | Source change ● BORDO ● ECLAC ● IMF IFS ● OECD EO ● OECD KEI



# Moldova

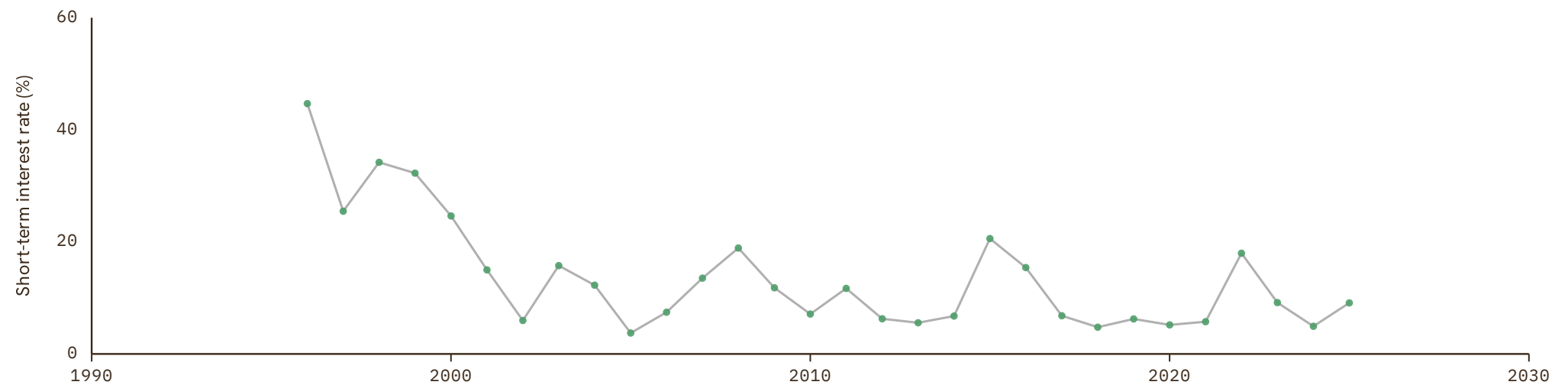
COVERAGE  
1996–2025UNIT  
in %

## 1 Source composition

SOURCE	CODE	TIME SPAN	NOTES
International Monetary Fund (2025)	IMF IFS	1996 - 2025	Baseline source, overlaps with anchor year 2018.

## 2 Harmonised series

— GMD estimate ● IMF IFS



# Mongolia

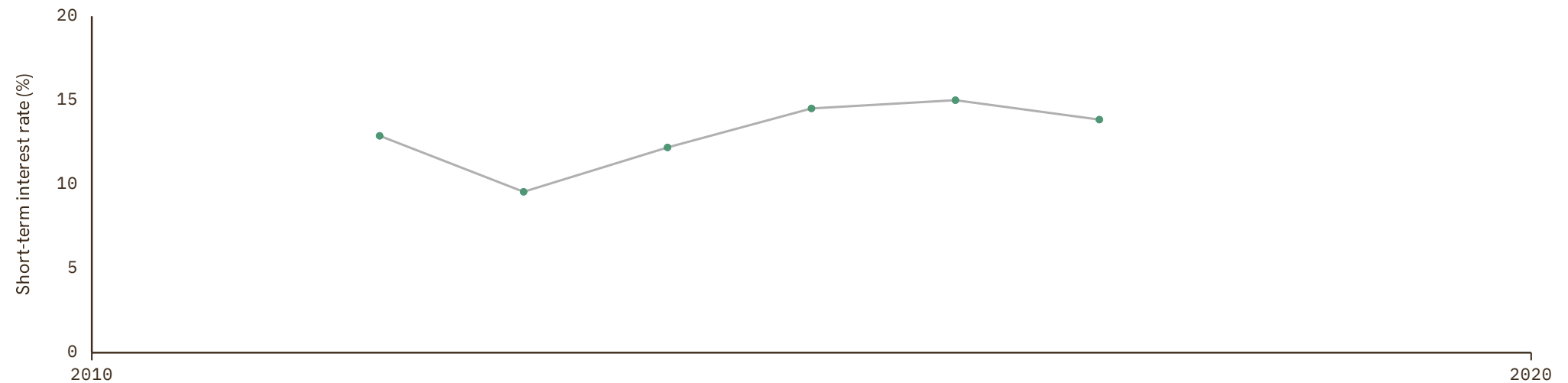
COVERAGE  
2012–2017UNIT  
in %

## 1 Source composition

SOURCE	CODE	TIME SPAN	NOTES
International Monetary Fund (2025)	IMF IFS	2012 - 2017	Replacing using overlapping data in 2018.

## 2 Harmonised series

— GMD estimate ● ADB ● IMF IFS



# Montenegro

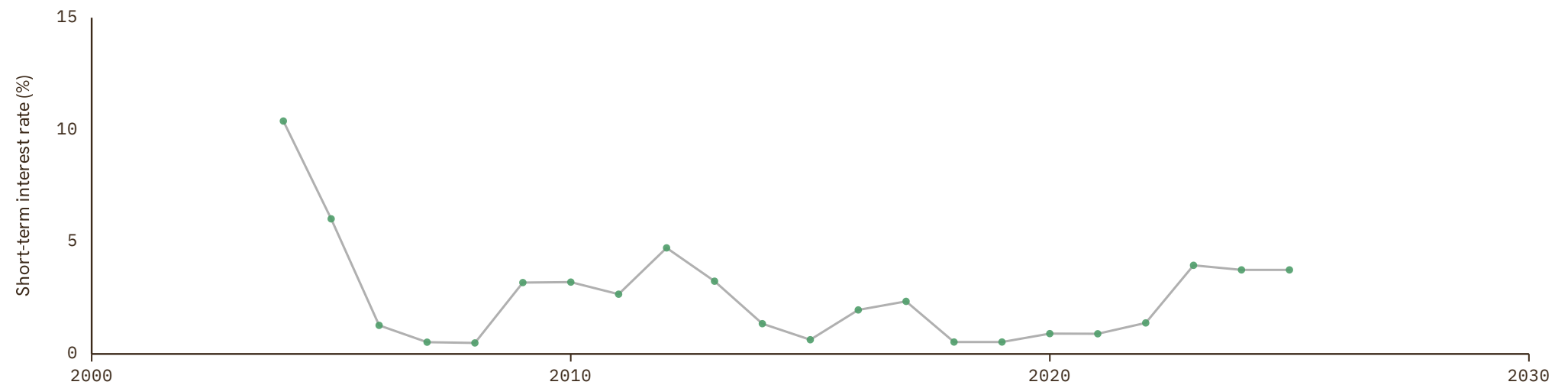
COVERAGE  
2004–2025UNIT  
in %

## 1 Source composition

SOURCE	CODE	TIME SPAN	NOTES
<a href="#">International Monetary Fund (2025)</a>	IMF IFS	2004 - 2025	Baseline source, overlaps with anchor year 2018.

## 2 Harmonised series

— GMD estimate ● IMF IFS



# Mozambique

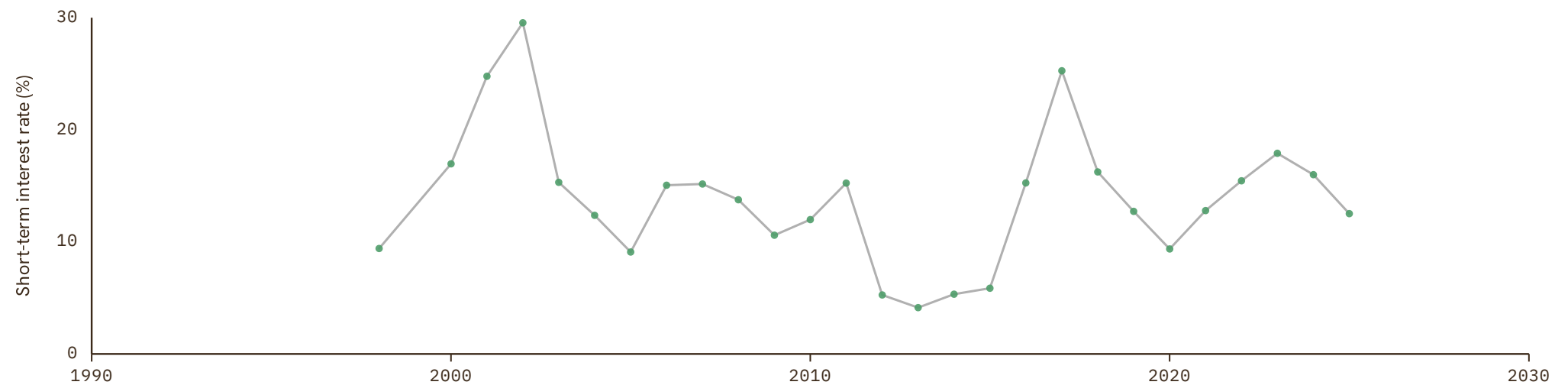
COVERAGE  
1998–2025UNIT  
in %

## 1 Source composition

SOURCE	CODE	TIME SPAN	NOTES
International Monetary Fund (2025)	IMF IFS	1998 - 2025	Baseline source, overlaps with anchor year 2018.

## 2 Harmonised series

— GMD estimate ● IMF IFS



# Namibia

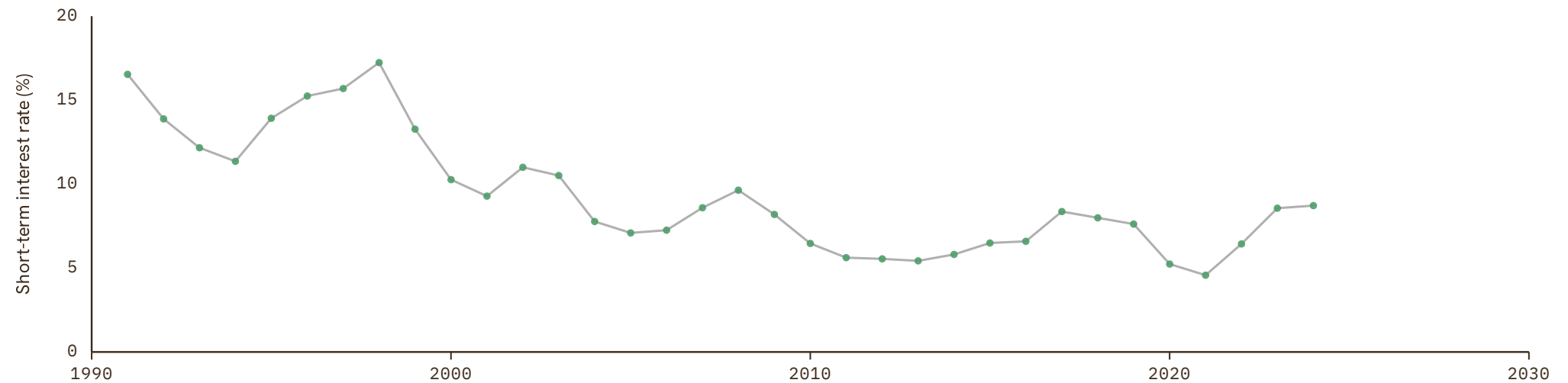
COVERAGE  
1991–2024UNIT  
in %

## 1 Source composition

SOURCE	CODE	TIME SPAN	NOTES
<a href="#">International Monetary Fund (2025)</a>	IMF IFS	1991 - 2024	Baseline source, overlaps with anchor year 2018.

## 2 Harmonised series

— GMD estimate ● IMF IFS



# Nepal

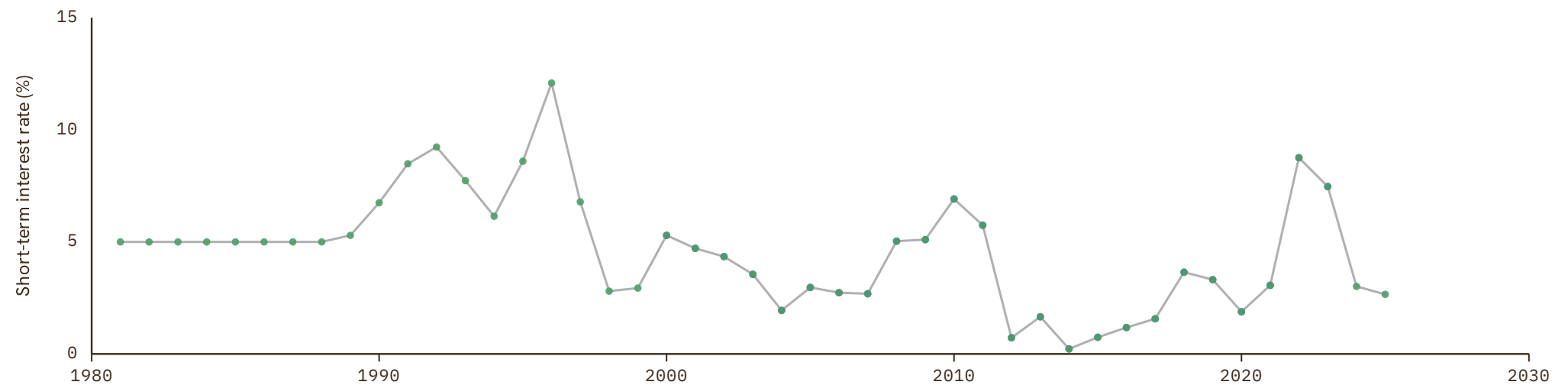
COVERAGE  
1981–2025UNIT  
in %

## 1 Source composition

SOURCE	CODE	TIME SPAN	NOTES
<a href="#">International Monetary Fund (2025)</a>	IMF IFS	1981 - 2025	Baseline source, overlaps with anchor year 2018.

## 2 Harmonised series

— GMD estimate ● ADB ● IMF IFS



# Netherlands

COVERAGE  
1815–2026

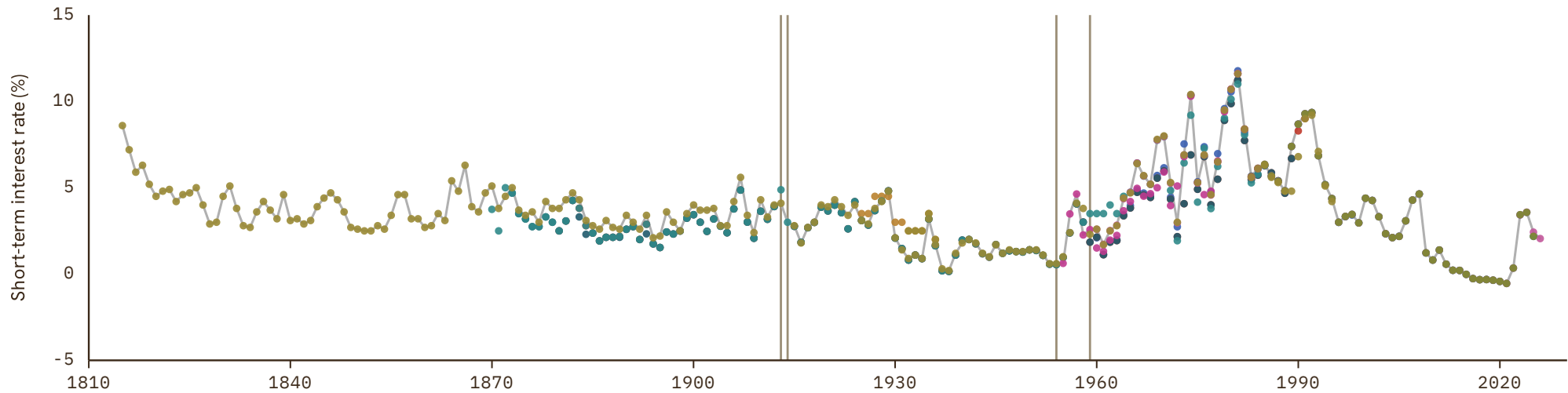
UNIT  
in %

## 1 Source composition

SOURCE	CODE	TIME SPAN	NOTES
<a href="#">CBS et al. (2001)</a>	CS2 NLD	1815 - 1913	Replacing using overlapping data in 1914.
<a href="#">Jordá et al. (2017)</a>	JST	1914 - 1914	Replacing using overlapping data in 1915.
<a href="#">CBS et al. (2001)</a>	CS2 NLD	1915 - 1954	Replacing using overlapping data in 1955.
<a href="#">OECD (1986)</a>	OECD MEI ARC	1955 - 1959	Replacing using overlapping data in 1960.
<a href="#">OECD (2024)</a>	OECD EO	1960 - 2026	Baseline source, overlaps with anchor year 2018.

## 2 Harmonised series

— GMD estimate | Source change ● AMECO ● BORDO ● Homer Sylla ● IHD ● IHD 2 ● JST ● OECD EO ● OECD KEI ● OECD MEI ARC ● CS2



# New Zealand

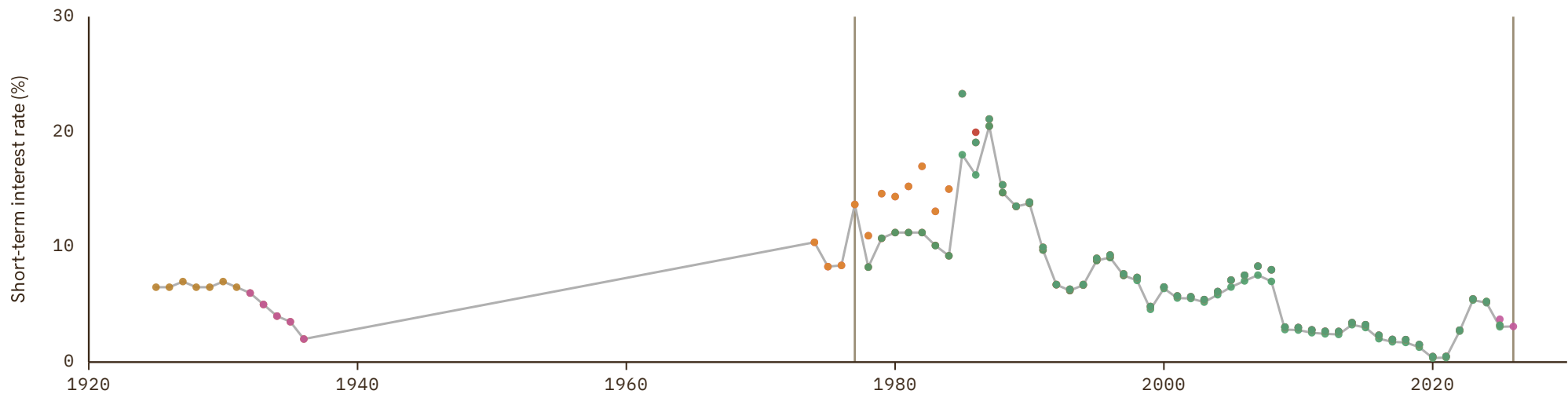
COVERAGE | UNIT  
1925-2026 | in %

## 1 Source composition

SOURCE	CODE	TIME SPAN	NOTES
<a href="#">Ellison et al. (2024)</a>	IHD	1925 - 1973	Replacing using overlapping data in 1974.
<a href="#">OECD (2024)</a>	OECD EO	1974 - 1977	Replacing using overlapping data in 1978.
<a href="#">International Monetary Fund (2025)</a>	IMF IFS	1978 - 2025	Baseline source, overlaps with anchor year 2018.
<a href="#">OECD (2024)</a>	OECD EO	2026 - 2026	Replacing using overlapping data in 2027.

## 2 Harmonised series

— GMD estimate | Source change ● ADB ● BORDO ● IHD ● IHD 2 ● IMF IFS ● OECD EO ● OECD KEI ● CS1



# Nicaragua

COVERAGE  
1999-2022

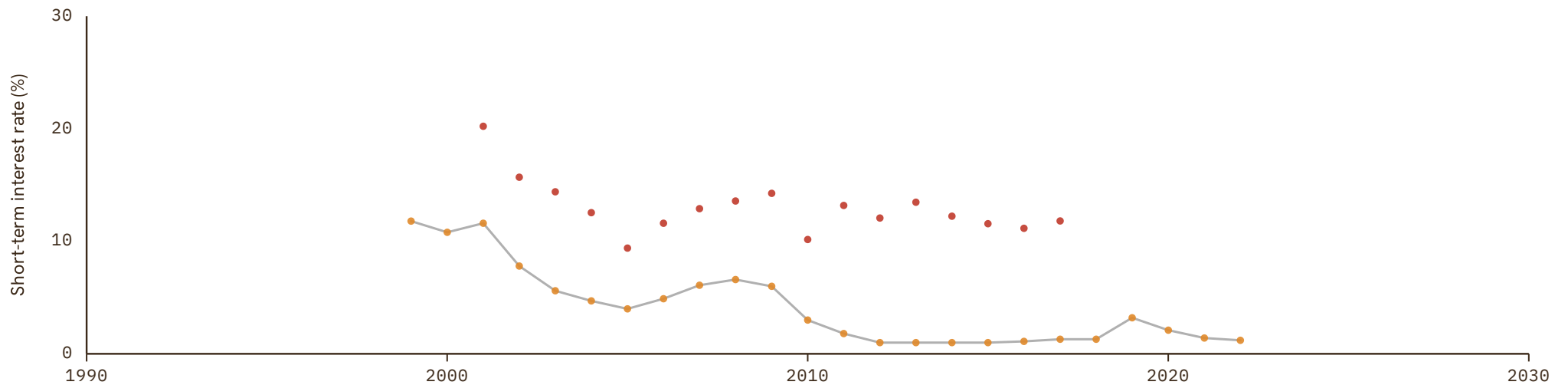
UNIT  
in %

## 1 Source composition

SOURCE	CODE	TIME SPAN	NOTES
United Nations (2024)	ECLAC	1999 - 2022	Baseline source, overlaps with anchor year 2018.

## 2 Harmonised series

— GMD estimate ● ECLAC ● SECMCA HIST



# Nigeria

COVERAGE  
1976-2023

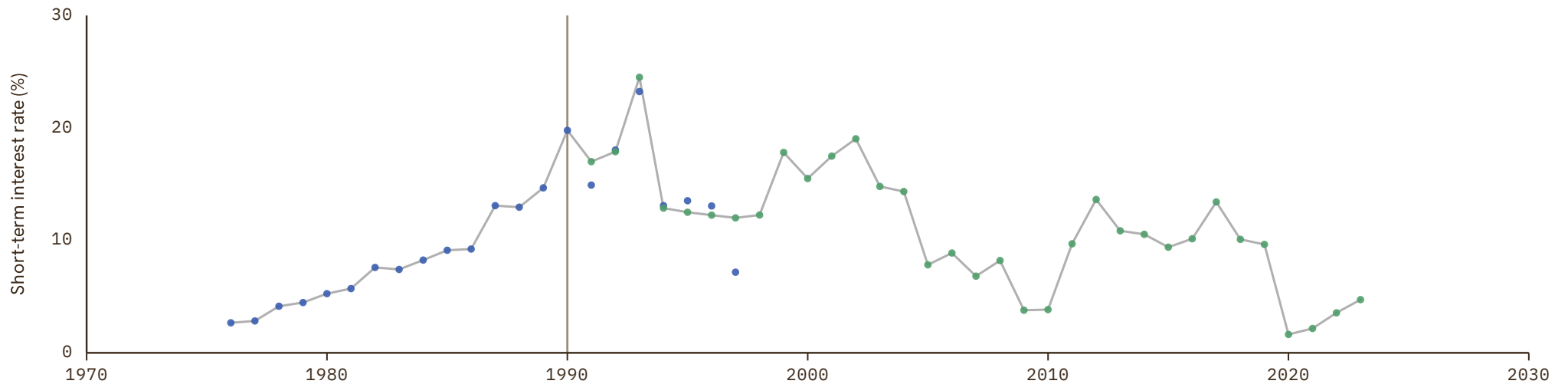
UNIT  
in %

## 1 Source composition

SOURCE	CODE	TIME SPAN	NOTES
<a href="#">Michael Bordo et al. (2001)</a>	BORDO	1976 - 1990	Replacing using overlapping data in 1991.
<a href="#">International Monetary Fund (2025)</a>	IMF IFS	1991 - 2023	Baseline source, overlaps with anchor year 2018.

## 2 Harmonised series

— GMD estimate | Source change ● BORDO ● IMF IFS



# Norway

COVERAGE  
1819–2026

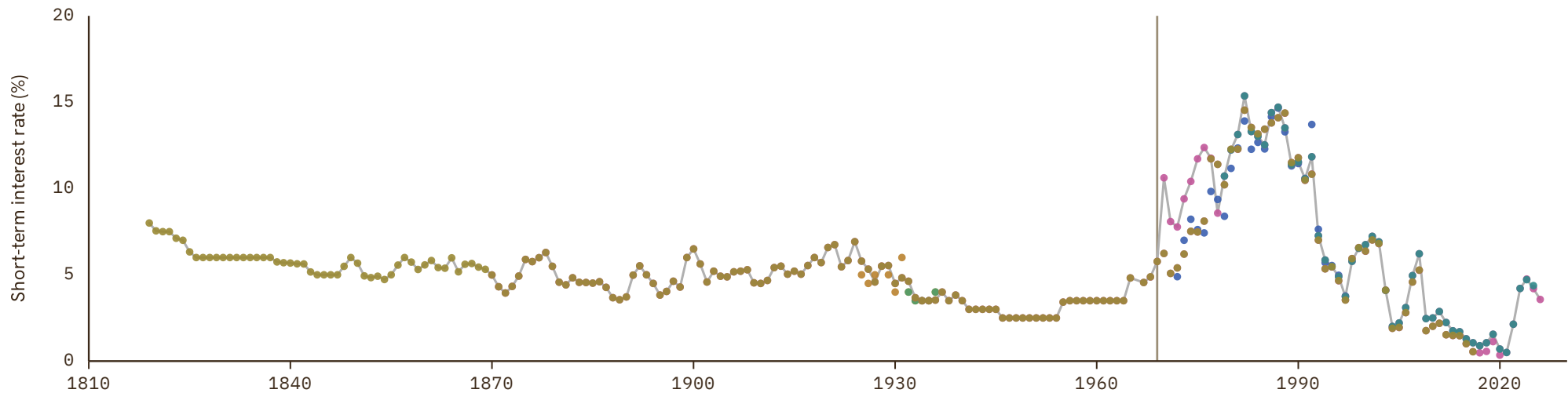
UNIT  
in %

## 1 Source composition

SOURCE	CODE	TIME SPAN	NOTES
<a href="#">Eitrheim et al. (2023)</a>	CS2 NOR	1819 - 1969	Replacing using overlapping data in 1970.
<a href="#">OECD (2024)</a>	OECD EO	1970 - 2026	Baseline source, overlaps with anchor year 2018.

## 2 Harmonised series

— GMD estimate | Source change ● BORDO ● IHD ● IHD 2 ● JST ● OECD EO ● OECD KEI ● CS2



# Pakistan

COVERAGE  
1949–2021

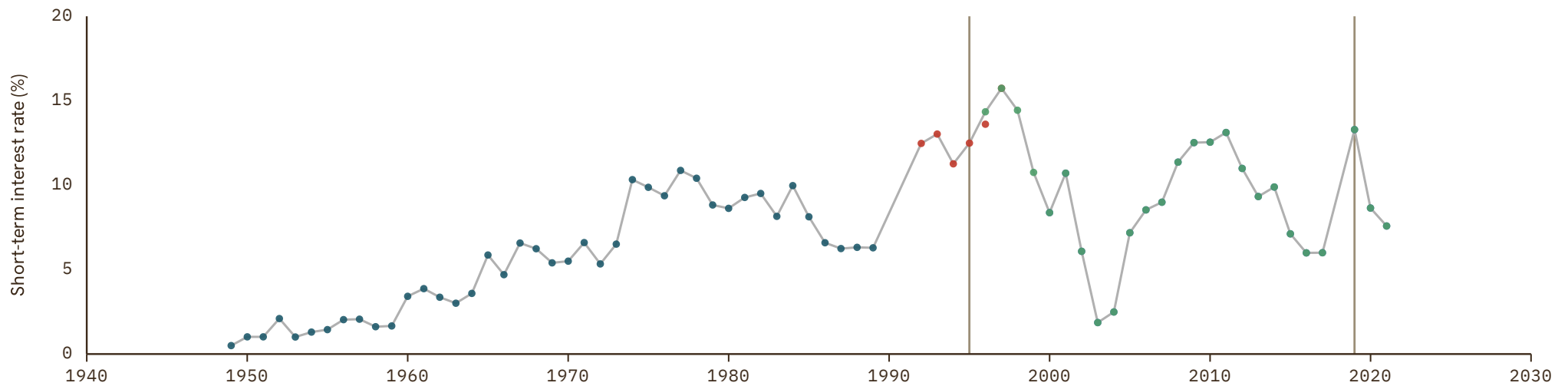
UNIT  
in %

## 1 Source composition

SOURCE	CODE	TIME SPAN	NOTES
<a href="#">Homer et al. (1996)</a>	Homer Sylla	1949 - 1991	Replacing using overlapping data in 1992.
<a href="#">Michael Bordo et al. (2001)</a>	BORDO	1992 - 1995	Replacing using overlapping data in 1996.
<a href="#">International Monetary Fund (2025)</a>	IMF IFS	1996 - 2021	Baseline source, overlaps with anchor year 2018.

## 2 Harmonised series

— GMD estimate | Source change ● ADB ● BORDO ● Homer Sylla ● IMF IFS



# Panama

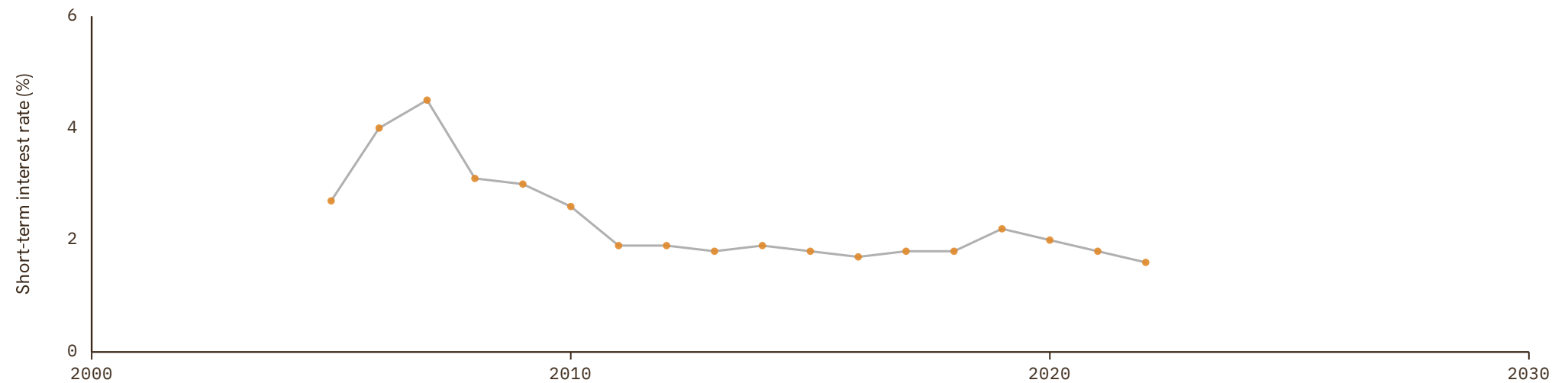
COVERAGE  
2005–2022UNIT  
in %

## 1 Source composition

SOURCE	CODE	TIME SPAN	NOTES
United Nations (2024)	ECLAC	2005 - 2022	Baseline source, overlaps with anchor year 2018.

## 2 Harmonised series

— GMD estimate ● ECLAC



# Papua New Guinea

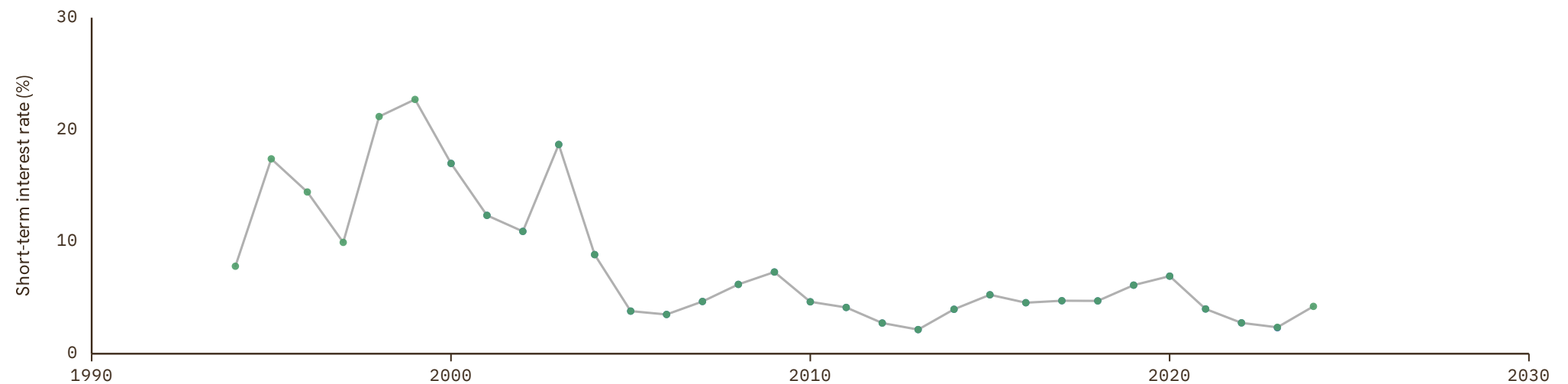
COVERAGE  
1994–2024UNIT  
in %

## 1 Source composition

SOURCE	CODE	TIME SPAN	NOTES
<a href="#">International Monetary Fund (2025)</a>	IMF IFS	1994 - 2024	Baseline source, overlaps with anchor year 2018.

## 2 Harmonised series

— GMD estimate ● ADB ● IMF IFS



# Paraguay

COVERAGE  
1991–2022

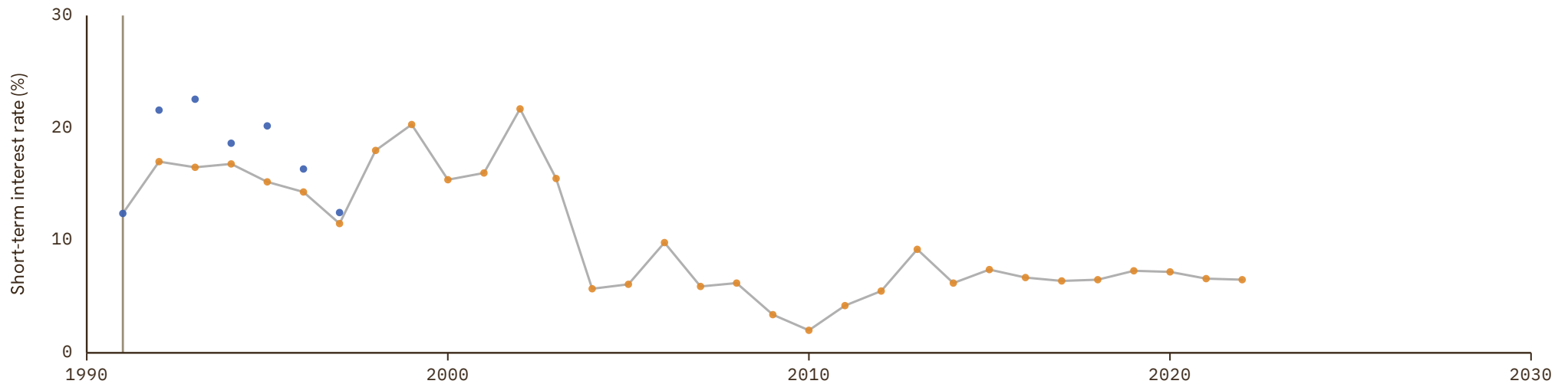
UNIT  
in %

## 1 Source composition

SOURCE	CODE	TIME SPAN	NOTES
<a href="#">Michael Bordo et al. (2001)</a>	BORDO	1991 - 1991	Replacing using overlapping data in 1992.
<a href="#">United Nations (2024)</a>	ECLAC	1992 - 2022	Baseline source, overlaps with anchor year 2018.

## 2 Harmonised series

— GMD estimate | Source change ● BORDO ● ECLAC



# Peru

COVERAGE  
1925–2026

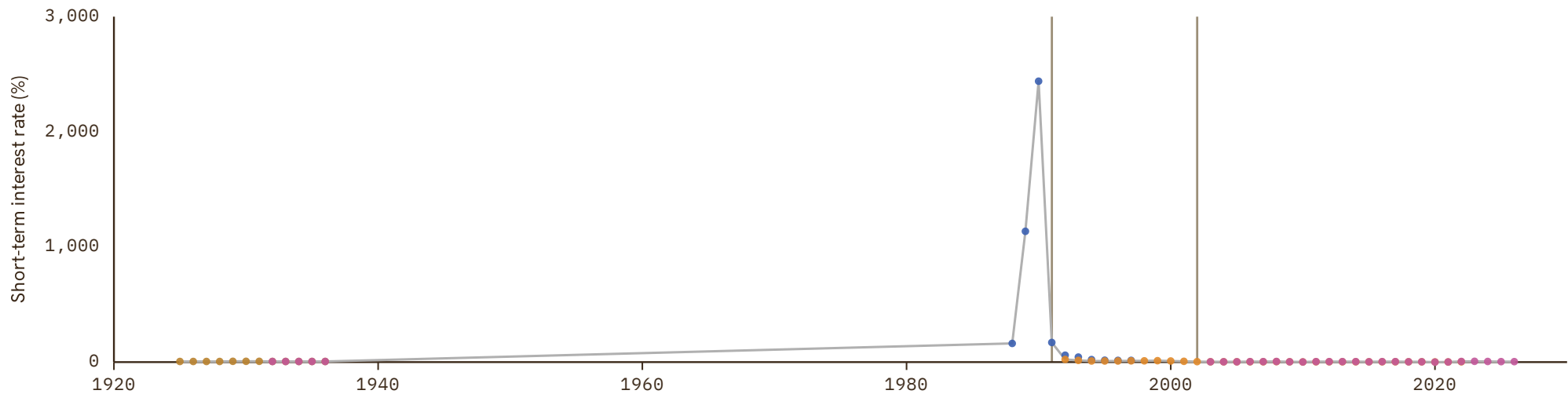
UNIT  
in %

## 1 Source composition

SOURCE	CODE	TIME SPAN	NOTES
<a href="#">Ellison et al. (2024)</a>	IHD	1925 - 1987	Replacing using overlapping data in 1988.
<a href="#">Michael Bordo et al. (2001)</a>	BORDO	1988 - 1991	Replacing using overlapping data in 1992.
<a href="#">United Nations (2024)</a>	ECLAC	1992 - 2002	Replacing using overlapping data in 2003.
<a href="#">OECD (2024)</a>	OECD EO	2003 - 2026	Baseline source, overlaps with anchor year 2018.

## 2 Harmonised series

— GMD estimate | Source change ● BORDO ● ECLAC ● IHD ● IHD 2 ● OECD EO



# Philippines

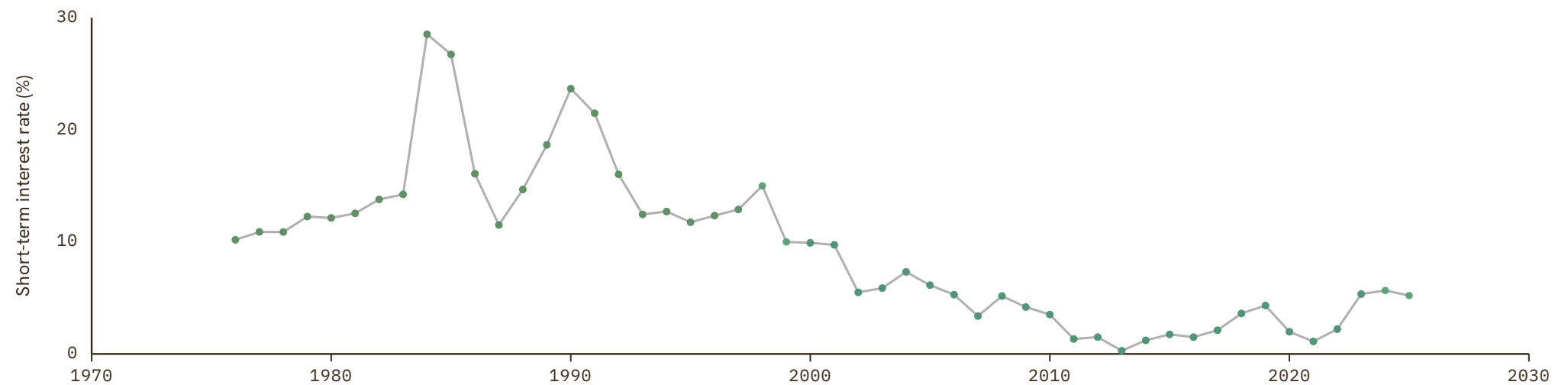
COVERAGE  
1976–2025UNIT  
in %

## 1 Source composition

SOURCE	CODE	TIME SPAN	NOTES
<a href="#">International Monetary Fund (2025)</a>	IMF IFS	1976 - 2025	Baseline source, overlaps with anchor year 2018.

## 2 Harmonised series

— GMD estimate   ● ADB   ● BORDO   ● IMF IFS



# Poland

COVERAGE  
1925-2026

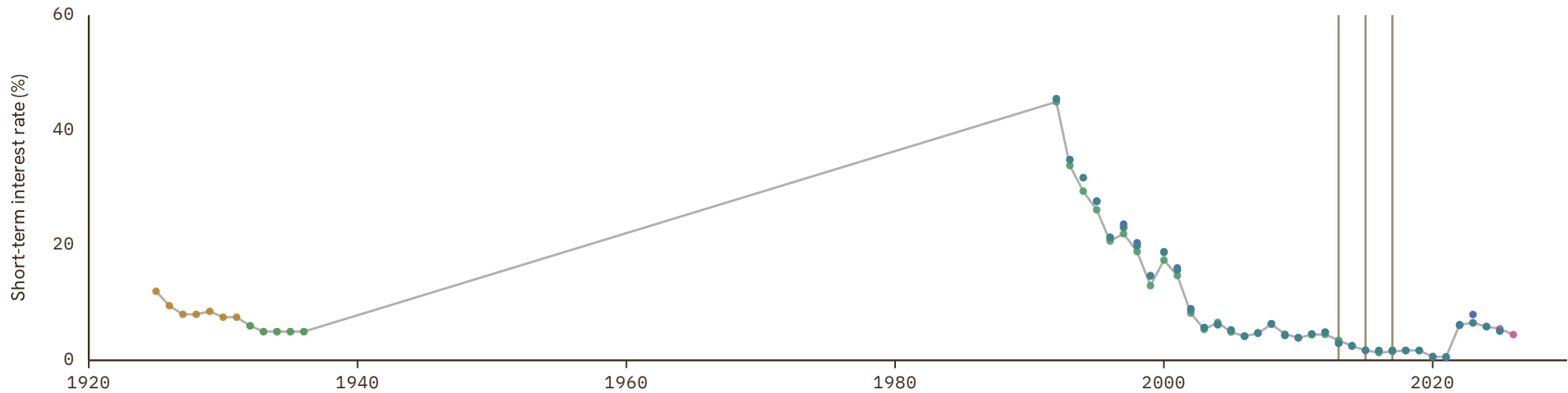
UNIT  
in %

## 1 Source composition

SOURCE	CODE	TIME SPAN	NOTES
<a href="#">Ellison et al. (2024)</a>	IHD	1925 - 1991	Replacing using overlapping data in 1992.
<a href="#">International Monetary Fund (2025)</a>	IMF IFS	1992 - 2013	Replacing using overlapping data in 2014.
<a href="#">OECD (2024)</a>	OECD EO	2014 - 2015	Replacing using overlapping data in 2016.
<a href="#">International Monetary Fund (2025)</a>	IMF IFS	2016 - 2017	Replacing using overlapping data in 2018.
<a href="#">OECD (2024)</a>	OECD EO	2018 - 2026	Baseline source, overlaps with anchor year 2018.

## 2 Harmonised series

— GMD estimate | Source change ● AMECO ● IHD ● IHD 2 ● IMF IFS ● OECD EO ● OECD KEI



# Portugal

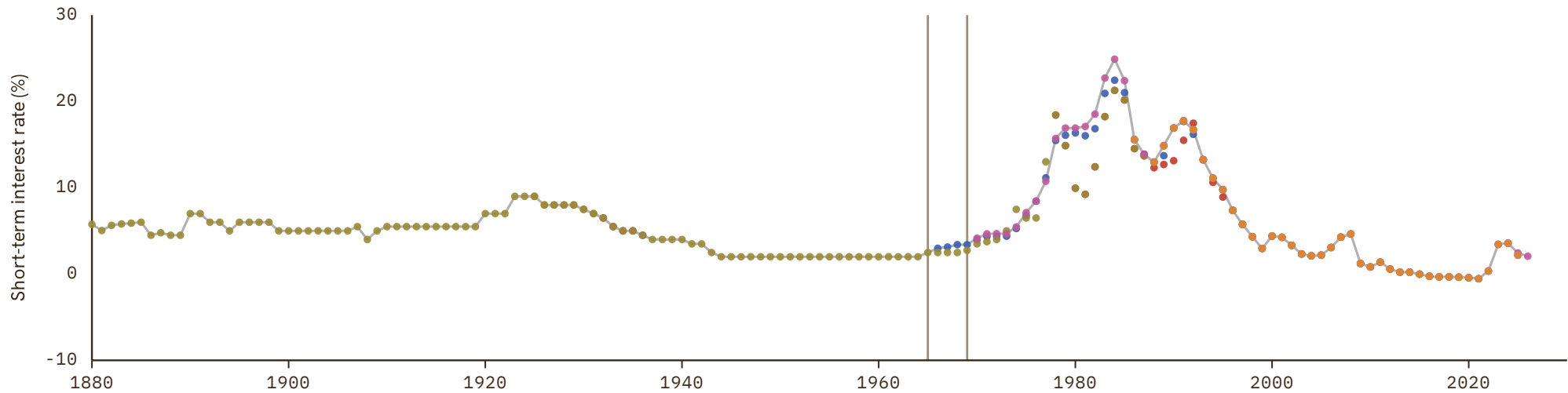
COVERAGE | UNIT  
1880-2026 | in %

## 1 Source composition

SOURCE	CODE	TIME SPAN	NOTES
<a href="#">Jordá et al. (2017)</a>	JST	1880 - 1965	Replacing using overlapping data in 1966.
<a href="#">European Commission (2024)</a>	AMECO	1966 - 1969	Replacing using overlapping data in 1970.
<a href="#">OECD (2024)</a>	OECD EO	1970 - 2026	Baseline source, overlaps with anchor year 2018.

## 2 Harmonised series

— GMD estimate | Source change ● AMECO ● BORDO ● IHD ● IHD 2 ● JST ● OECD EO ● OECD KEI



# Romania

COVERAGE  
1880–2026

UNIT  
in %

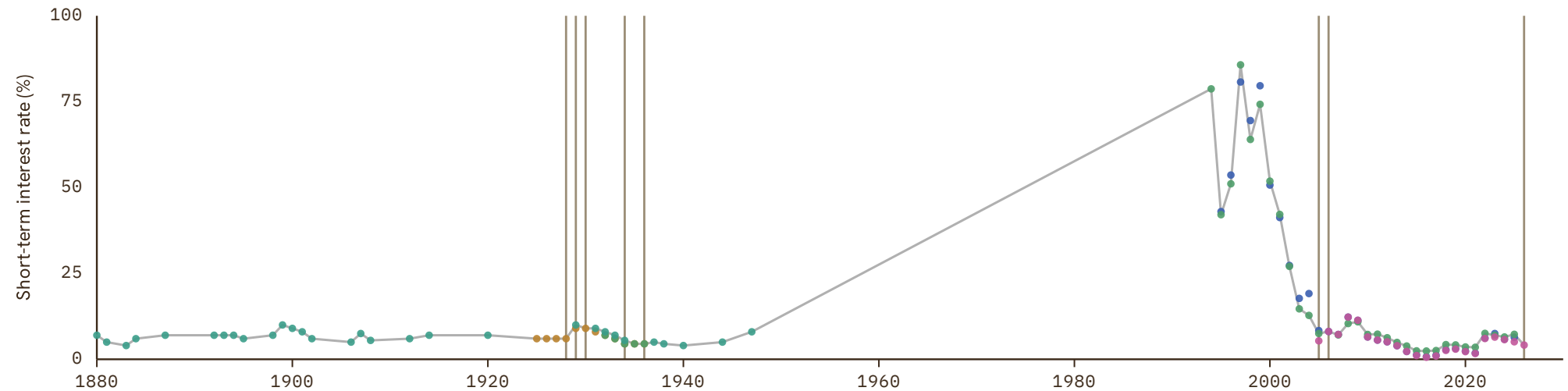
## 1 Source composition

SOURCE	CODE	TIME SPAN	NOTES
National Bank of Serbia (2024)	NBS	1880 - 1924	Replacing using overlapping data in 1925.
Ellison et al. (2024)	IHD	1925 - 1928	Replacing using overlapping data in 1929.
National Bank of Serbia (2024)	NBS	1929 - 1929	Replacing using overlapping data in 1930.
Ellison et al. (2024)	IHD	1930 - 1930	Replacing using overlapping data in 1931.
National Bank of Serbia (2024)	NBS	1931 - 1934	Replacing using overlapping data in 1935.
Ellison et al. (2024)	IHD	1935 - 1936	Replacing using overlapping data in 1937.

SOURCE	CODE	TIME SPAN	NOTES
National Bank of Serbia (2024)	NBS	1937 - 1993	Replacing using overlapping data in 1994.
International Monetary Fund (2025)	IMF IFS	1994 - 2005	Replacing using overlapping data in 2006.
OECD (2024)	OECD EO	2006 - 2006	Replacing using overlapping data in 2007.
International Monetary Fund (2025)	IMF IFS	2007 - 2025	Baseline source, overlaps with anchor year 2018.
OECD (2024)	OECD EO	2026 - 2026	Replacing using overlapping data in 2027.

## 2 Harmonised series

— GMD estimate | Source change ● AMECO ● IHD ● IHD 2 ● IMF IFS ● NBS ● OECD EO



# Russian Federation

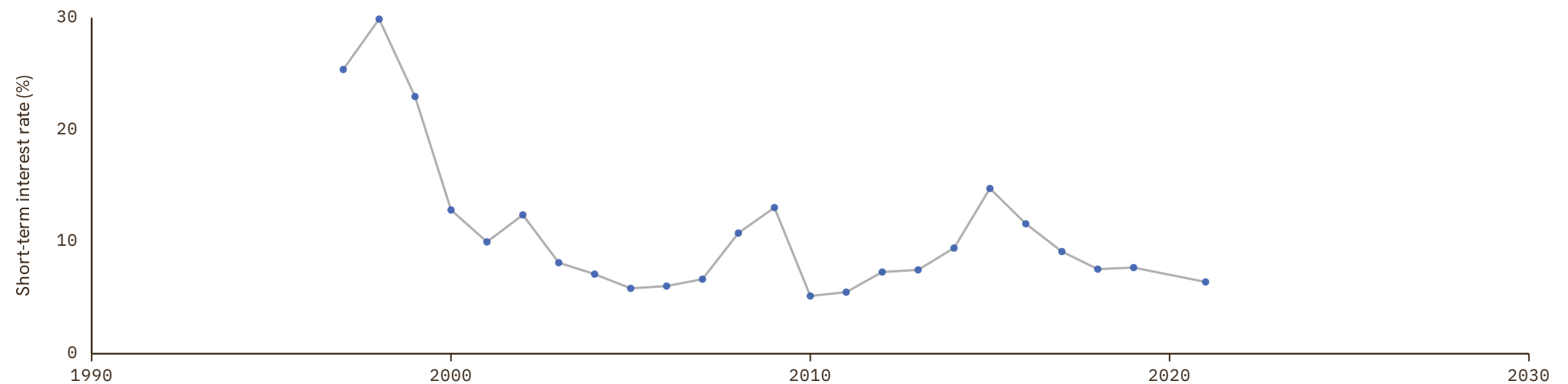
COVERAGE  
1997–2021UNIT  
in %

## 1 Source composition

SOURCE	CODE	TIME SPAN	NOTES
OECD (2024)	OECD KEI	1997 - 2021	Baseline source, overlaps with anchor year 2018.

## 2 Harmonised series

— GMD estimate ● OECD KEI



# Rwanda

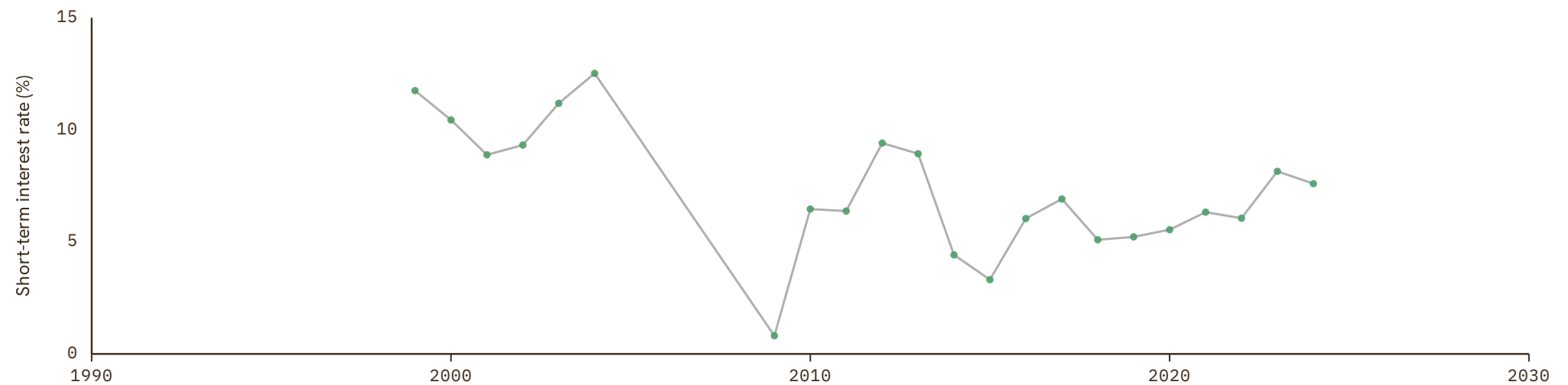
COVERAGE  
1999–2024UNIT  
in %

## 1 Source composition

SOURCE	CODE	TIME SPAN	NOTES
<a href="#">International Monetary Fund (2025)</a>	IMF IFS	1999 - 2024	Baseline source, overlaps with anchor year 2018.

## 2 Harmonised series

— GMD estimate ● IMF IFS



# Senegal

COVERAGE  
1976–1992

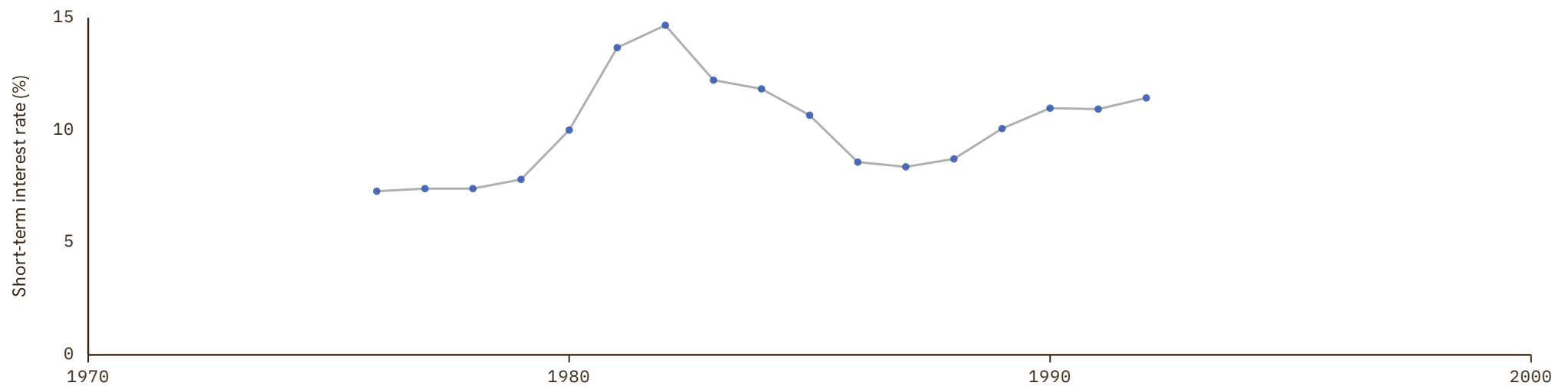
UNIT  
in %

## 1 Source composition

SOURCE	CODE	TIME SPAN	NOTES
<a href="#">Michael Bordo et al. (2001)</a>	BORDO	1976 - 1992	Replacing using overlapping data in 1993.

## 2 Harmonised series

— GMD estimate ● BORDO



# Serbia

COVERAGE  
1884-2022

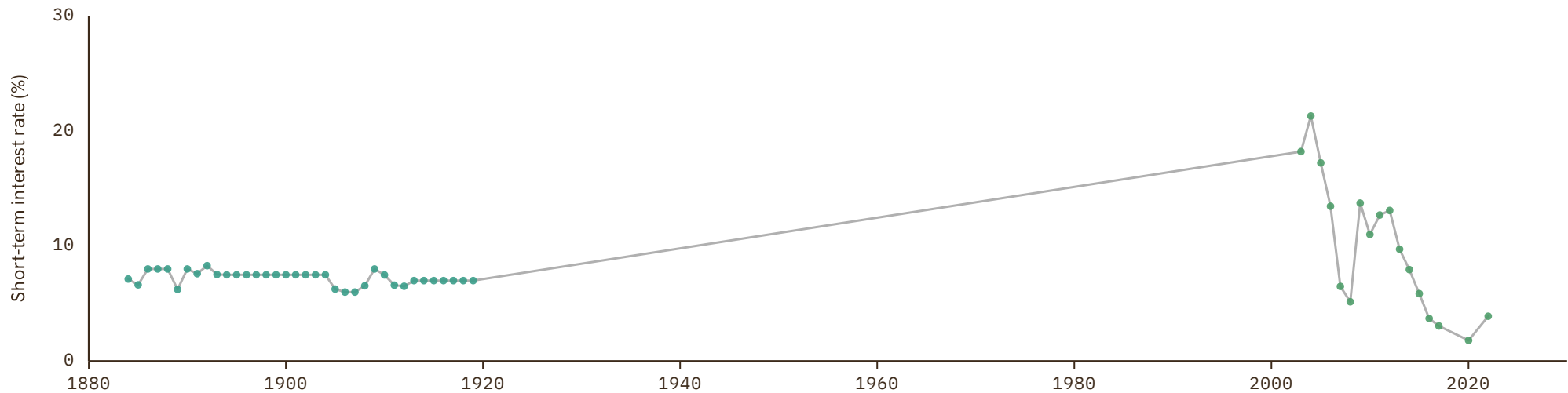
UNIT  
in %

## 1 Source composition

SOURCE	CODE	TIME SPAN	NOTES
National Bank of Serbia (2024)	NBS	1884 - 2002	Replacing using overlapping data in 2003.
International Monetary Fund (2025)	IMF IFS	2003 - 2022	Baseline source, overlaps with anchor year 2018.

## 2 Harmonised series

— GMD estimate ● IMF IFS ● NBS



# Seychelles

COVERAGE  
1979–2025UNIT  
in %

## 1 Source composition

SOURCE	CODE	TIME SPAN	NOTES
<a href="#">International Monetary Fund (2025)</a>	IMF IFS	1979 - 2025	Baseline source, overlaps with anchor year 2018.

## 2 Harmonised series

— GMD estimate ● IMF IFS



# Sierra Leone

COVERAGE

1965–2025

UNIT

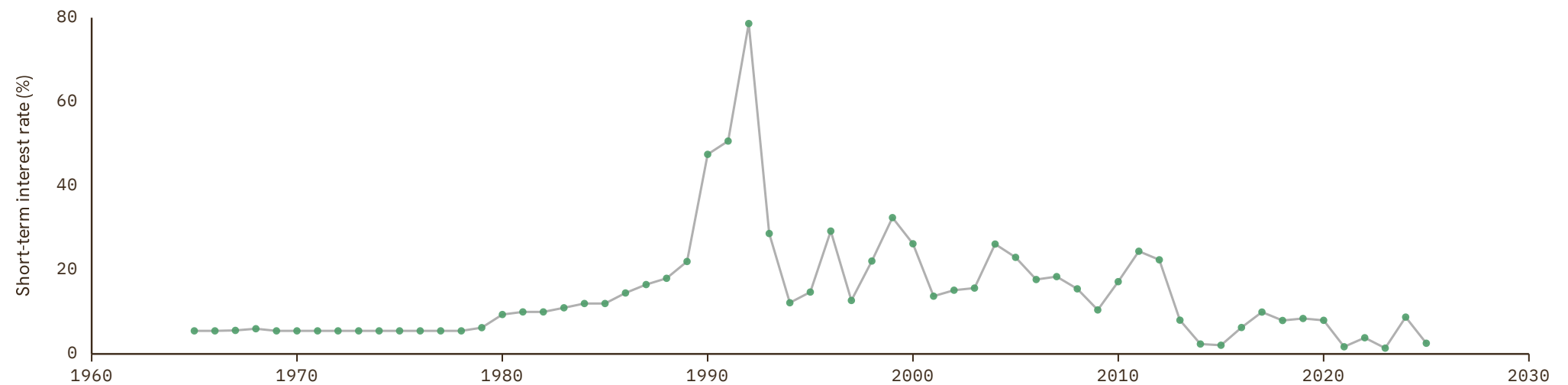
in %

## 1 Source composition

SOURCE	CODE	TIME SPAN	NOTES
<a href="#">International Monetary Fund (2025)</a>	IMF IFS	1965 - 2025	Baseline source, overlaps with anchor year 2018.

## 2 Harmonised series

— GMD estimate ● IMF IFS



# Singapore

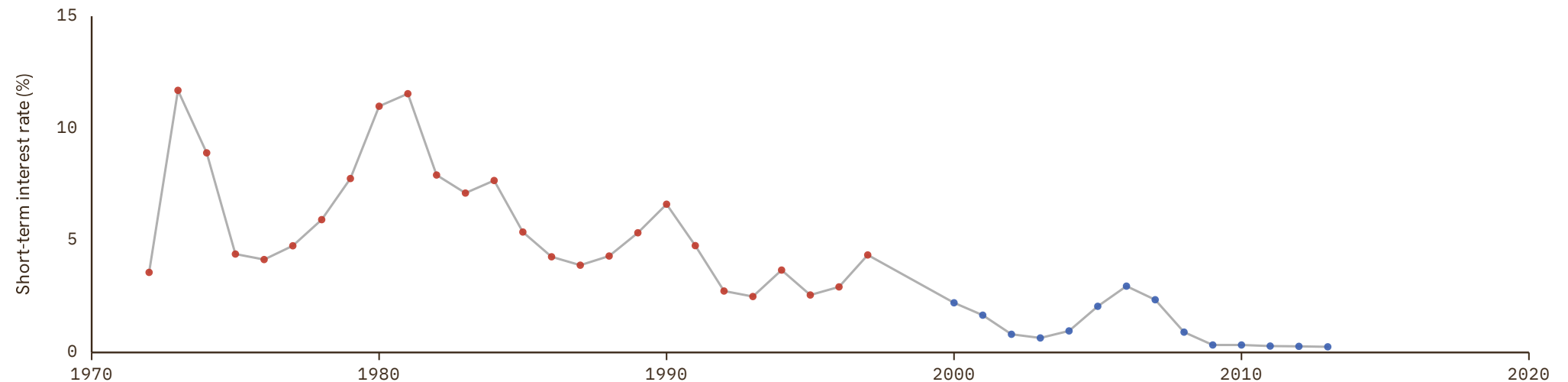
COVERAGE  
1972–2013UNIT  
in %

## 1 Source composition

SOURCE	CODE	TIME SPAN	NOTES
<a href="#">Michael Bordo et al. (2001)</a>	BORDO	1972 - 1999	Replacing using overlapping data in 2000.
<a href="#">Asian Development Bank (2024)</a>	ADB	2000 - 2013	Replacing using overlapping data in 2014.

## 2 Harmonised series

— GMD estimate ● ADB ● BORDO



# Slovakia

COVERAGE  
1995–2026

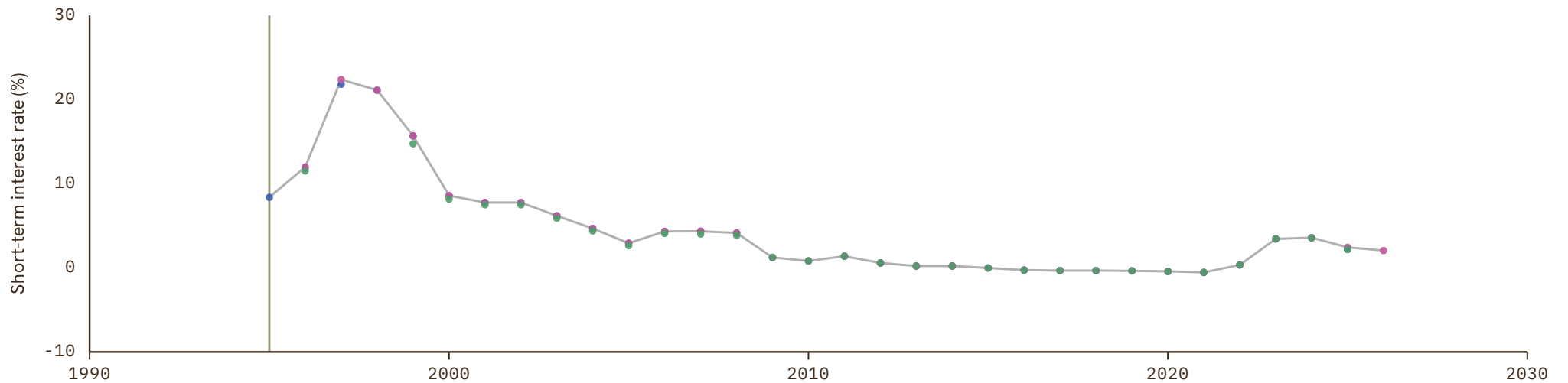
UNIT  
in %

## 1 Source composition

SOURCE	CODE	TIME SPAN	NOTES
European Commission (2024)	AMECO	1995 - 1995	Replacing using overlapping data in 1996.
OECD (2024)	OECD EO	1996 - 2026	Baseline source, overlaps with anchor year 2018.

## 2 Harmonised series

— GMD estimate | Source change ● AMECO ● OECD EO ● OECD KEI



# Slovenia

COVERAGE  
1998-2026

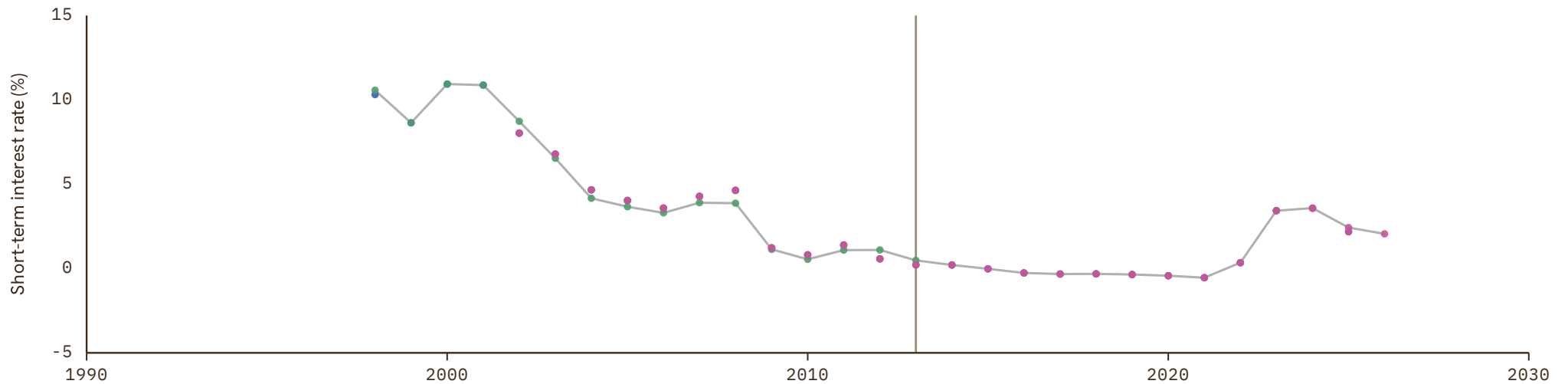
UNIT  
in %

## 1 Source composition

SOURCE	CODE	TIME SPAN	NOTES
International Monetary Fund (2025)	IMF IFS	1998 - 2013	Replacing using overlapping data in 2014.
OECD (2024)	OECD EO	2014 - 2026	Baseline source, overlaps with anchor year 2018.

## 2 Harmonised series

— GMD estimate | Source change ● AMECO ● IMF IFS ● OECD EO ● OECD KEI



# South Africa

COVERAGE  
1925-2026

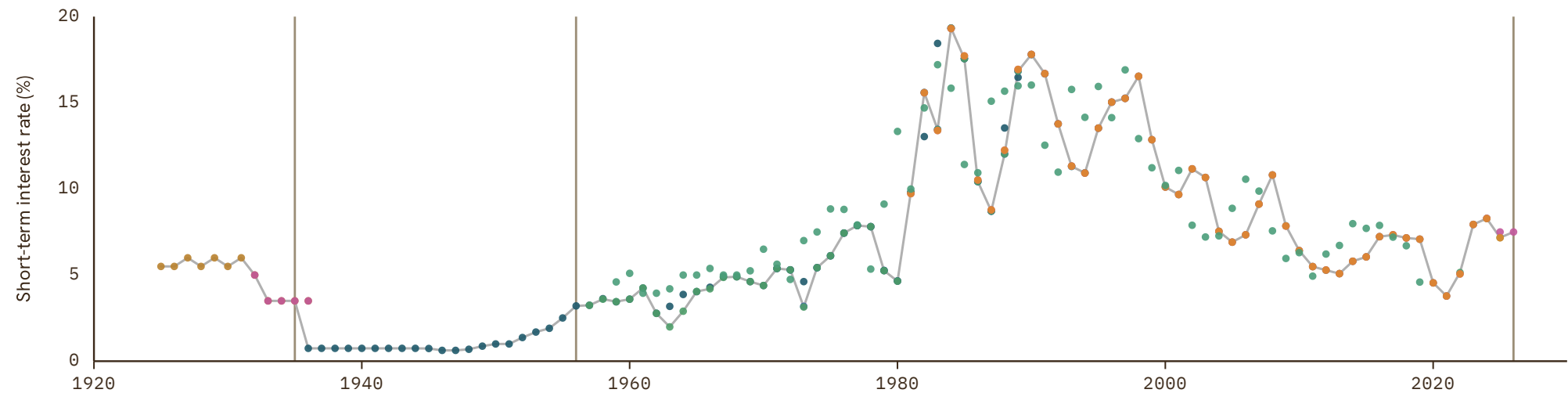
UNIT  
in %

## 1 Source composition

SOURCE	CODE	TIME SPAN	NOTES
<a href="#">Ellison et al. (2024)</a>	IHD	1925 - 1935	Replacing using overlapping data in 1936.
<a href="#">Homer et al. (1996)</a>	Homer Sylla	1936 - 1956	Replacing using overlapping data in 1957.
<a href="#">International Monetary Fund (2025)</a>	IMF IFS	1957 - 2025	Baseline source, overlaps with anchor year 2018.
<a href="#">OECD (2024)</a>	OECD EO	2026 - 2026	Replacing using overlapping data in 2027.

## 2 Harmonised series

— GMD estimate | Source change ● BORDO ● Homer Sylla ● IHD ● IHD 2 ● IMF IFS ● OECD EO ● OECD KEI ● CS1



# South Korea

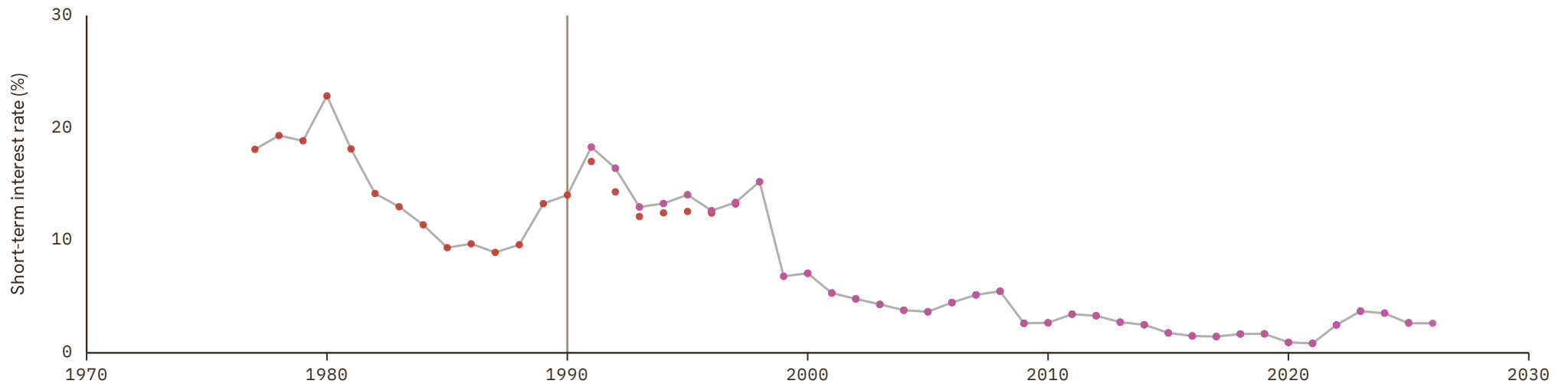
COVERAGE | UNIT  
1977-2026 | in %

## 1 Source composition

SOURCE	CODE	TIME SPAN	NOTES
Michael Bordo et al. (2001)	BORDO	1977 - 1990	Replacing using overlapping data in 1991.
OECD (2024)	OECD EO	1991 - 2026	Baseline source, overlaps with anchor year 2018.

## 2 Harmonised series

— GMD estimate | Source change ● ADB ● BORDO ● OECD EO ● OECD KEI



# South Sudan

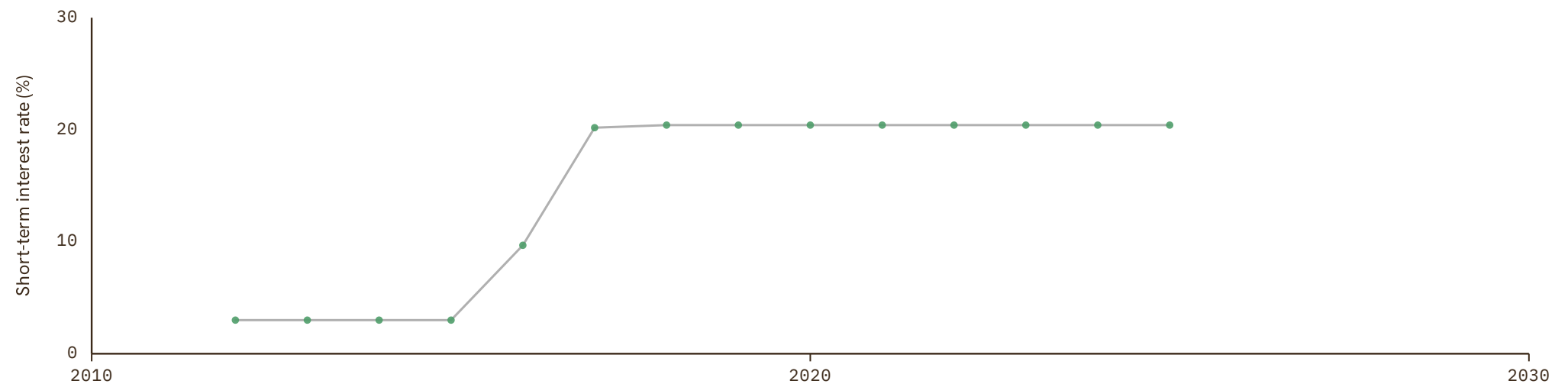
COVERAGE  
2012–2025UNIT  
in %

## 1 Source composition

SOURCE	CODE	TIME SPAN	NOTES
<a href="#">International Monetary Fund (2025)</a>	IMF IFS	2012 - 2025	Baseline source, overlaps with anchor year 2018.

## 2 Harmonised series

— GMD estimate ● IMF IFS



# Spain

COVERAGE  
1870–2026

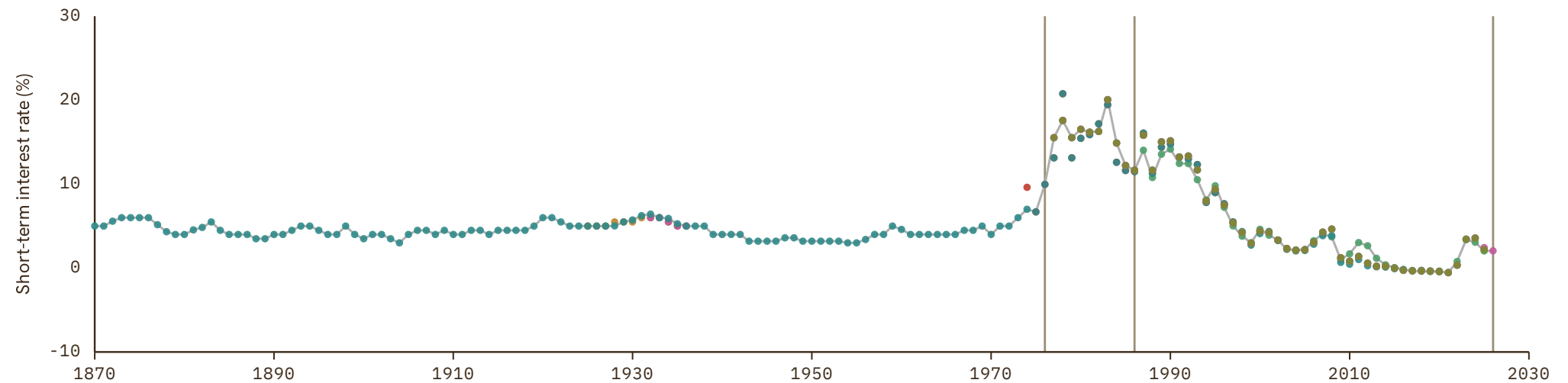
UNIT  
in %

## 1 Source composition

SOURCE	CODE	TIME SPAN	NOTES
<a href="#">Jordá et al. (2017)</a>	JST	1870 - 1976	Replacing using overlapping data in 1977.
<a href="#">OECD (2024)</a>	OECD EO	1977 - 1986	Replacing using overlapping data in 1987.
<a href="#">International Monetary Fund (2025)</a>	IMF IFS	1987 - 2025	Baseline source, overlaps with anchor year 2018.
<a href="#">OECD (2024)</a>	OECD EO	2026 - 2026	Replacing using overlapping data in 2027.

## 2 Harmonised series

— GMD estimate | Source change ● AMECO ● BORDO ● IHD ● IHD 2 ● IMF IFS ● JST ● OECD EO ● OECD KEI



# Sri Lanka

COVERAGE  
1981–2019

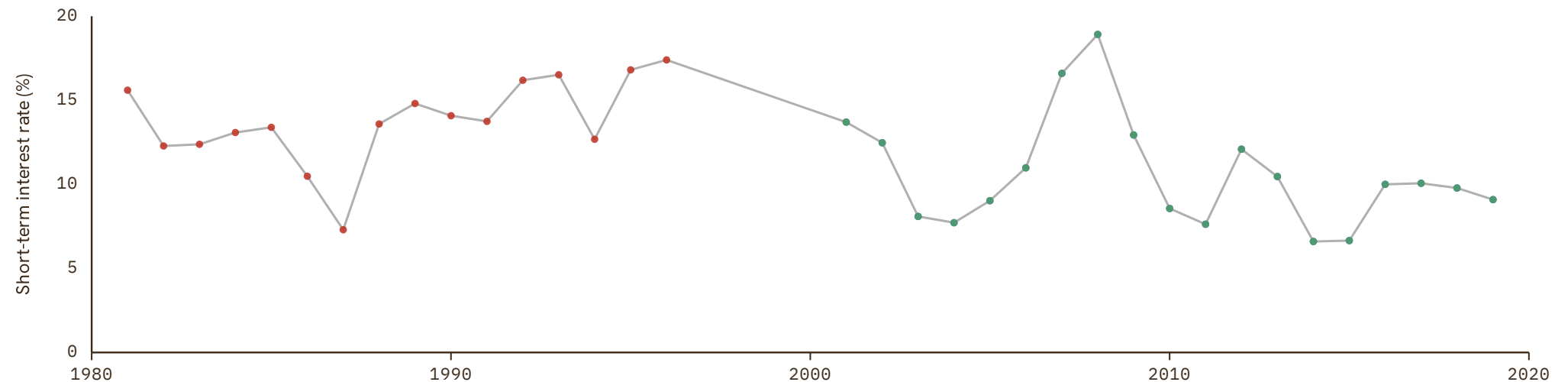
UNIT  
in %

## 1 Source composition

SOURCE	CODE	TIME SPAN	NOTES
<a href="#">Michael Bordo et al. (2001)</a>	BORDO	1981 - 2000	Replacing using overlapping data in 2001.
<a href="#">International Monetary Fund (2025)</a>	IMF IFS	2001 - 2019	Baseline source, overlaps with anchor year 2018.

## 2 Harmonised series

— GMD estimate   ● ADB   ● BORDO   ● IMF IFS



# Suriname

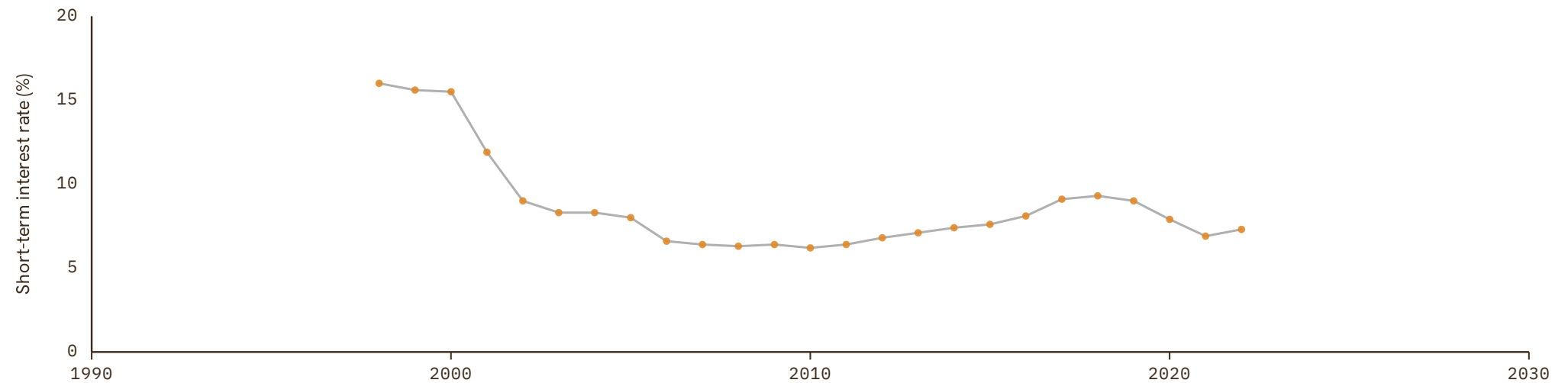
COVERAGE  
1998–2022UNIT  
in %

## 1 Source composition

SOURCE	CODE	TIME SPAN	NOTES
United Nations (2024)	ECLAC	1998 - 2022	Baseline source, overlaps with anchor year 2018.

## 2 Harmonised series

— GMD estimate ● ECLAC



# Sweden

COVERAGE  
1870-2026

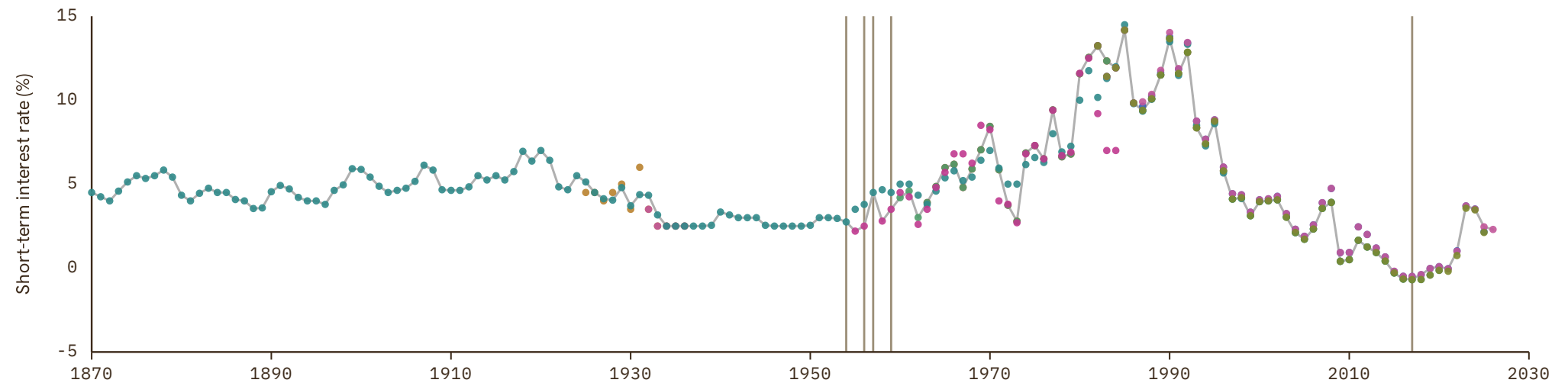
UNIT  
in %

## 1 Source composition

SOURCE	CODE	TIME SPAN	NOTES
Jordá et al. (2017)	JST	1870 - 1954	Replacing using overlapping data in 1955.
OECD (1986)	OECD MEI ARC	1955 - 1956	Replacing using overlapping data in 1957.
Jordá et al. (2017)	JST	1957 - 1957	Replacing using overlapping data in 1958.
OECD (1986)	OECD MEI ARC	1958 - 1959	Replacing using overlapping data in 1960.
International Monetary Fund (2025)	IMF IFS	1960 - 2017	Replacing using overlapping data in 2018.
OECD (2024)	OECD EO	2018 - 2026	Baseline source, overlaps with anchor year 2018.

## 2 Harmonised series

— GMD estimate | Source change ● AMECO ● BORDO ● IHD ● IHD 2 ● IMF IFS ● JST ● OECD EO ● OECD KEI ● OECD MEI ARC



# Switzerland

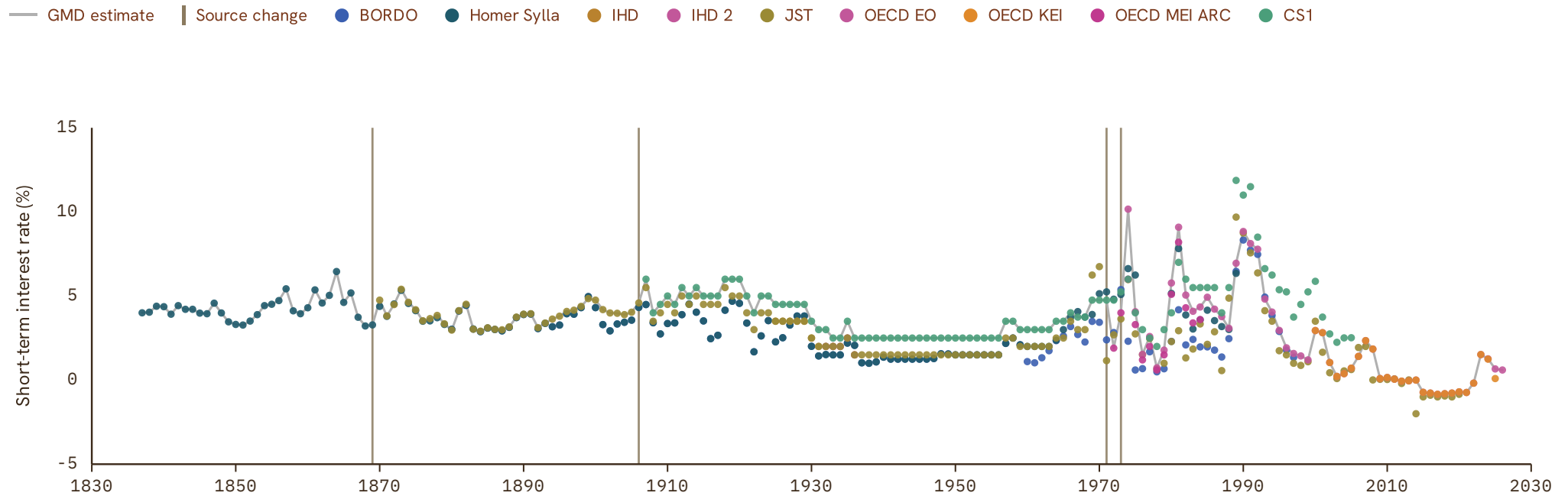
COVERAGE  
1837-2026

UNIT  
in %

## 1 Source composition

SOURCE	CODE	TIME SPAN	NOTES
Homer et al. (1996)	Homer Sylla	1837 - 1869	Replacing using overlapping data in 1870.
Jordá et al. (2017)	JST	1870 - 1906	Replacing using overlapping data in 1907.
Swiss National Bank (2009)	CS1 CHE	1907 - 1971	Replacing using overlapping data in 1972.
OECD (1986)	OECD MEI ARC	1972 - 1973	Replacing using overlapping data in 1974.
OECD (2024)	OECD EO	1974 - 2026	Baseline source, overlaps with anchor year 2018.

## 2 Harmonised series



# Taiwan

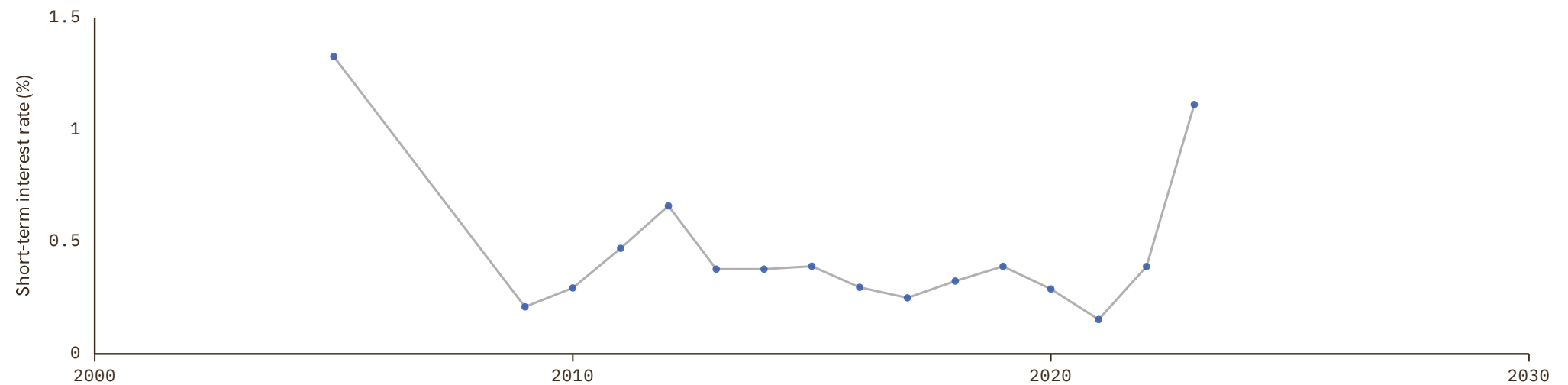
COVERAGE  
2005–2023UNIT  
in %

## 1 Source composition

SOURCE	CODE	TIME SPAN	NOTES
Asian Development Bank (2024)	ADB	2005 - 2023	Baseline source, overlaps with anchor year 2018.

## 2 Harmonised series

— GMD estimate ● ADB



# Tajikistan

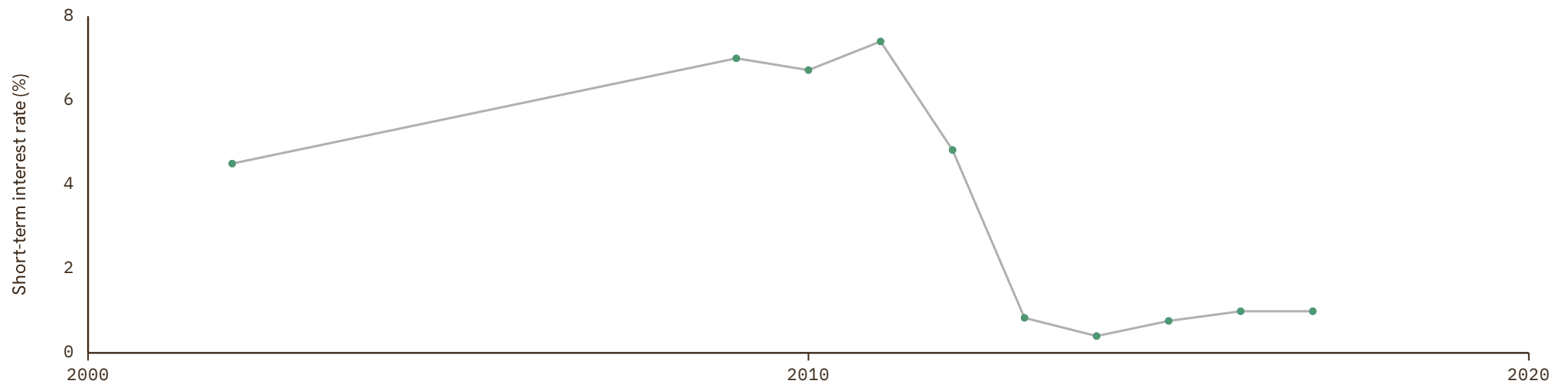
COVERAGE  
2002–2017UNIT  
in %

## 1 Source composition

SOURCE	CODE	TIME SPAN	NOTES
<a href="#">International Monetary Fund (2025)</a>	IMF IFS	2002 - 2017	Replacing using overlapping data in 2018.

## 2 Harmonised series

— GMD estimate ● ADB ● IMF IFS



# Tanzania

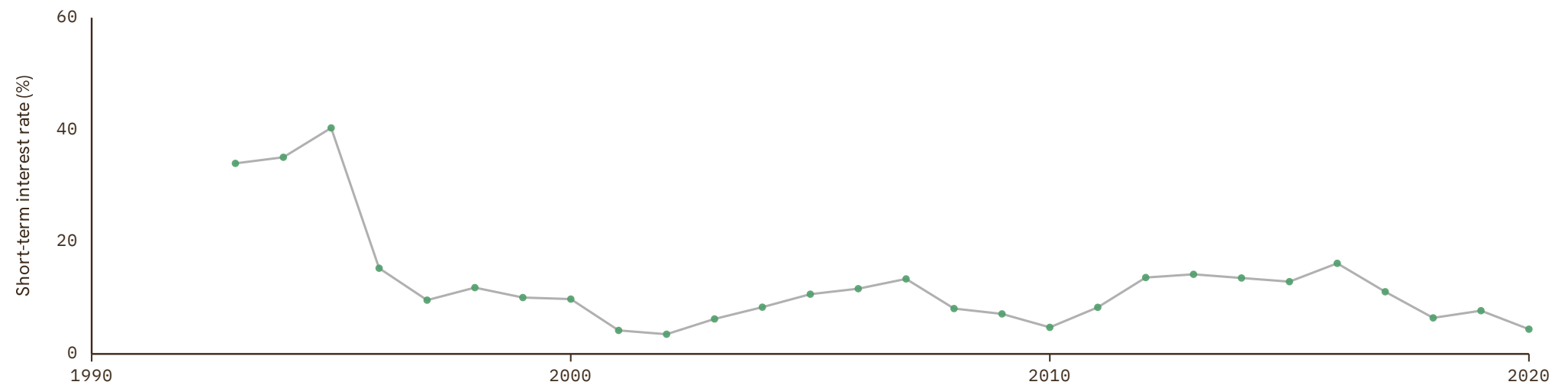
COVERAGE  
1993–2020UNIT  
in %

## 1 Source composition

SOURCE	CODE	TIME SPAN	NOTES
<a href="#">International Monetary Fund (2025)</a>	IMF IFS	1993 - 2020	Baseline source, overlaps with anchor year 2018.

## 2 Harmonised series

— GMD estimate ● IMF IFS



# Thailand

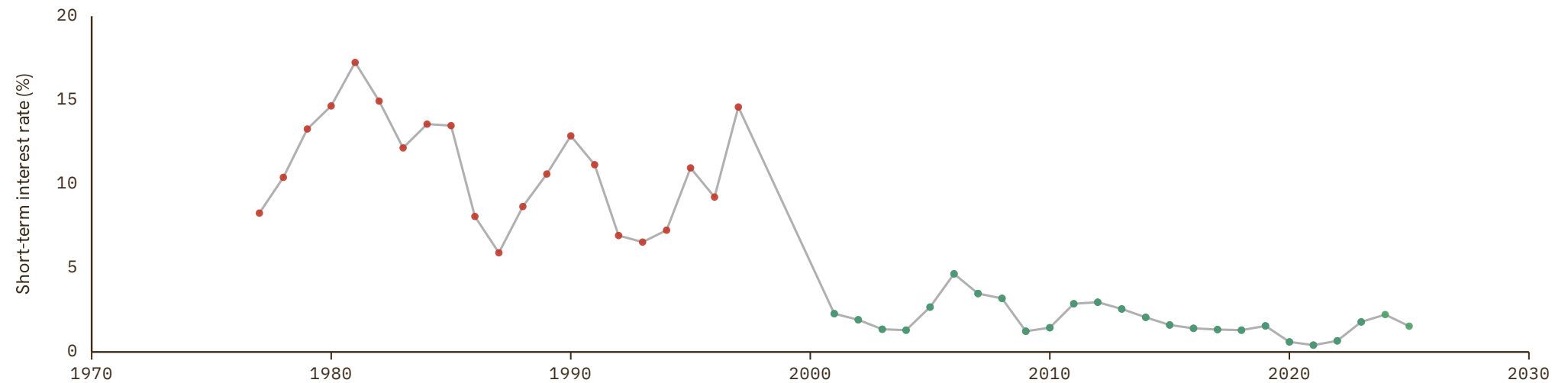
COVERAGE  
1977-2025UNIT  
in %

## 1 Source composition

SOURCE	CODE	TIME SPAN	NOTES
<a href="#">Michael Bordo et al. (2001)</a>	BORDO	1977 - 2000	Replacing using overlapping data in 2001.
<a href="#">International Monetary Fund (2025)</a>	IMF IFS	2001 - 2025	Baseline source, overlaps with anchor year 2018.

## 2 Harmonised series

— GMD estimate   ● ADB   ● BORDO   ● IMF IFS



# Trinidad and Tobago

COVERAGE  
1964–2024

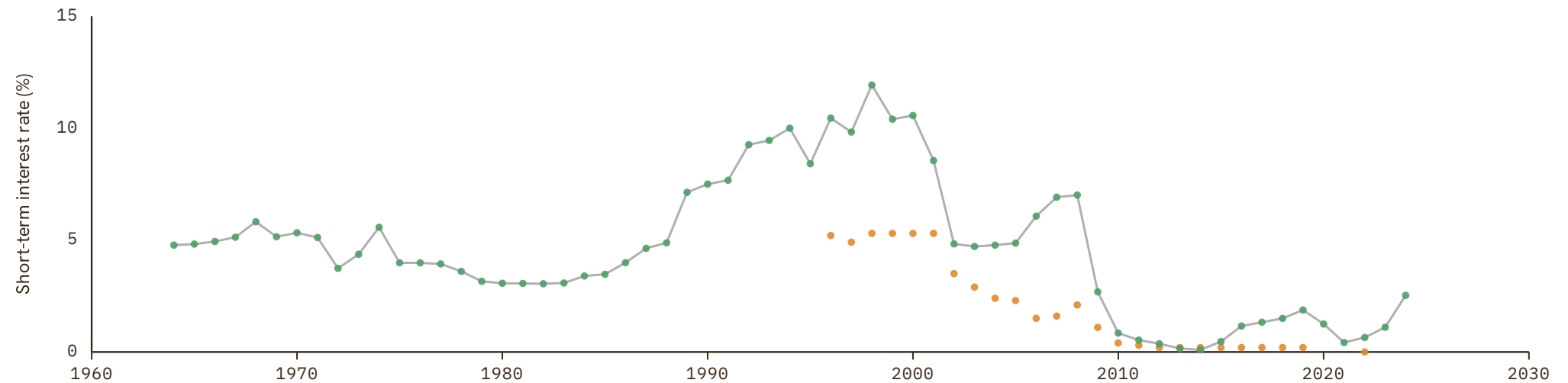
UNIT  
in %

## 1 Source composition

SOURCE	CODE	TIME SPAN	NOTES
<a href="#">International Monetary Fund (2025)</a>	IMF IFS	1964 - 2024	Baseline source, overlaps with anchor year 2018.

## 2 Harmonised series

— GMD estimate   ● ECLAC   ● IMF IFS



# Turkey

COVERAGE  
1934–2026

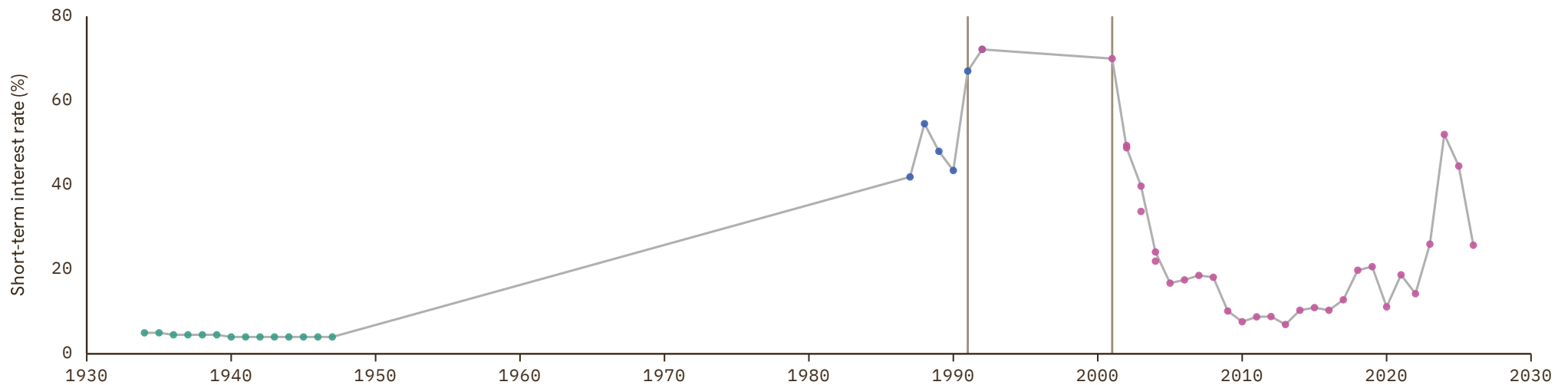
UNIT  
in %

## 1 Source composition

SOURCE	CODE	TIME SPAN	NOTES
National Bank of Serbia (2024)	NBS	1934 - 1986	Replacing using overlapping data in 1987.
Michael Bordo et al. (2001)	BORDO	1987 - 1991	Replacing using overlapping data in 1992.
OECD (2024)	OECD KEI	1992 - 2001	Replacing using overlapping data in 2002.
OECD (2024)	OECD EO	2002 - 2026	Baseline source, overlaps with anchor year 2018.

## 2 Harmonised series

— GMD estimate | Source change ● BORDO ● NBS ● OECD EO ● OECD KEI



# Uganda

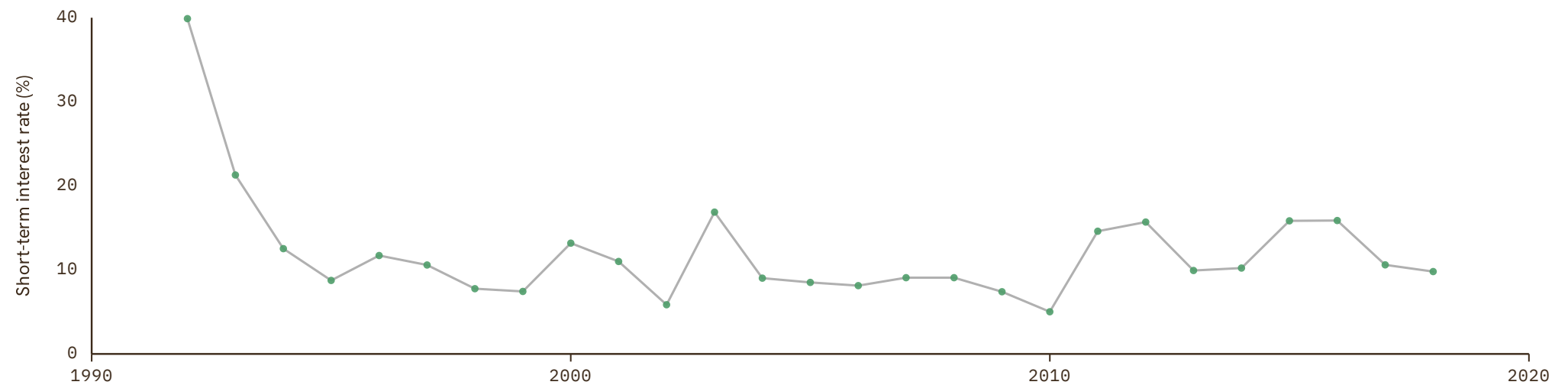
COVERAGE  
1992–2018UNIT  
in %

## 1 Source composition

SOURCE	CODE	TIME SPAN	NOTES
International Monetary Fund (2025)	IMF IFS	1992 - 2018	Replacing using overlapping data in 2019.

## 2 Harmonised series

— GMD estimate ● IMF IFS



# United Kingdom

COVERAGE  
1695–2026

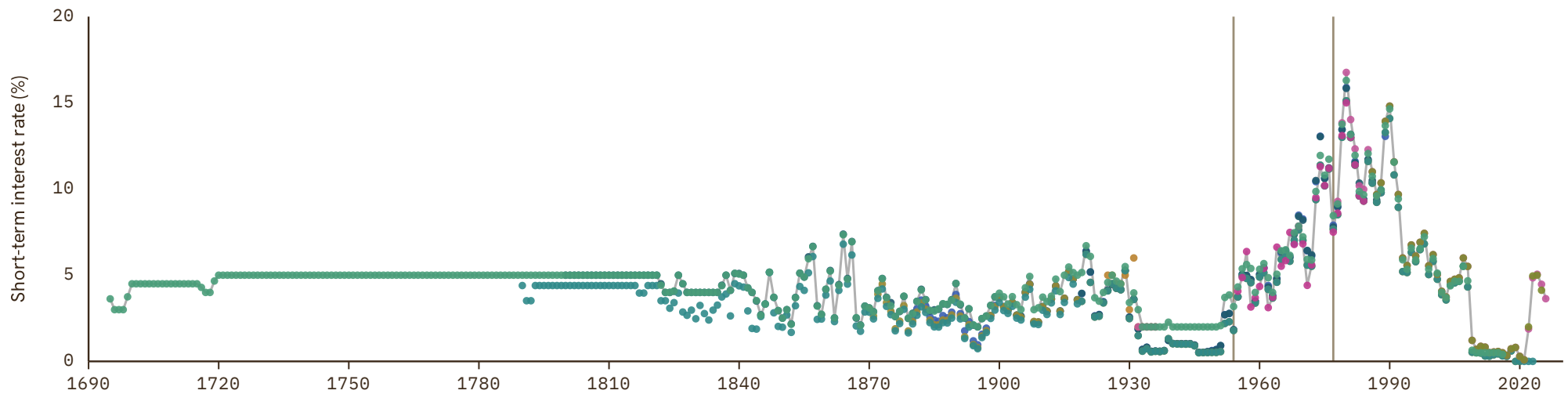
UNIT  
in %

## 1 Source composition

SOURCE	CODE	TIME SPAN	NOTES
<a href="#">Thomas et al. (2010)</a>	CS1 GBR	1695 - 1954	Replacing using overlapping data in 1955.
<a href="#">OECD (1986)</a>	OECD MEI ARC	1955 - 1977	Replacing using overlapping data in 1978.
<a href="#">OECD (2024)</a>	OECD EO	1978 - 2026	Baseline source, overlaps with anchor year 2018.

## 2 Harmonised series

— GMD estimate | Source change ● BORDO ● Homer Sylla ● IHD ● IHD 2 ● JST ● MW ● OECD EO ● OECD KEI ● OECD MEI ARC ● CS1



# United States

COVERAGE  
1831–2026

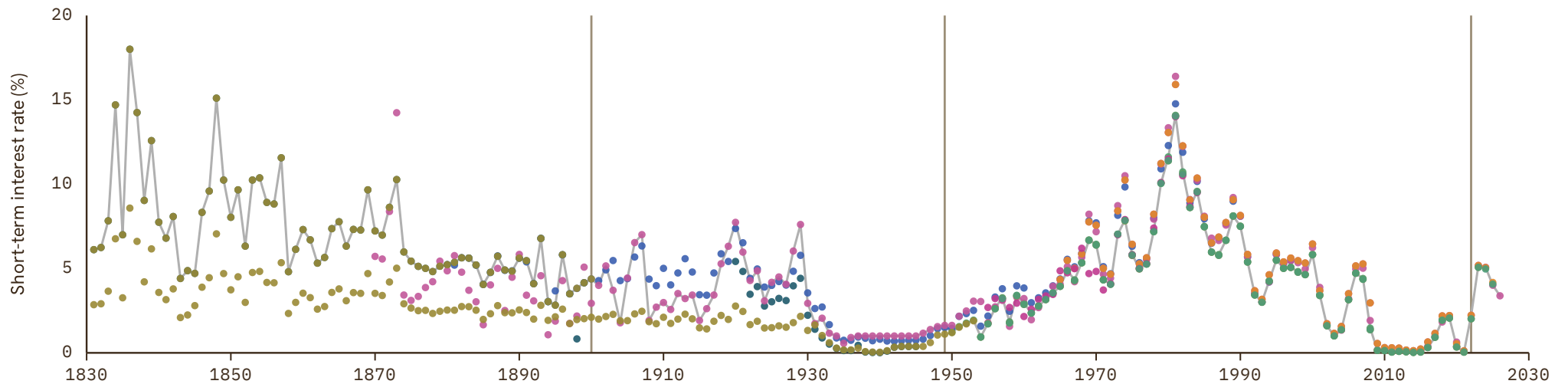
UNIT  
in %

## 1 Source composition

SOURCE	CODE	TIME SPAN	NOTES
<a href="#">Carter et al. (2006)</a>	CS2 USA	1831 - 1900	Replacing using overlapping data in 1901.
<a href="#">Jordá et al. (2017)</a>	JST	1901 - 1949	Replacing using overlapping data in 1950.
<a href="#">International Monetary Fund (2025)</a>	IMF IFS	1950 - 2021	Baseline source, overlaps with anchor year 2018.
<a href="#">OECD (2024)</a>	OECD EO	2022 - 2026	Replacing using overlapping data in 2027.

## 2 Harmonised series

— GMD estimate | Source change ● BORDO ● Homer Sylla ● IMF IFS ● JST ● MW ● OECD EO ● OECD KEI ● OECD MEI ARC ● CS2 ● CS1



# Uruguay

COVERAGE  
1976–2025

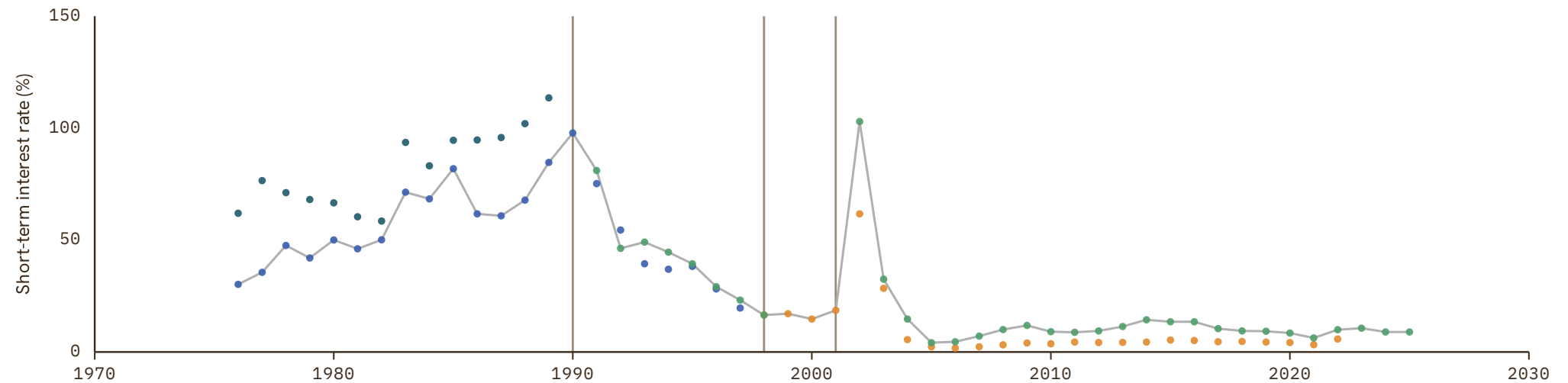
UNIT  
in %

## 1 Source composition

SOURCE	CODE	TIME SPAN	NOTES
<a href="#">Michael Bordo et al. (2001)</a>	BORDO	1976 - 1990	Replacing using overlapping data in 1991.
<a href="#">International Monetary Fund (2025)</a>	IMF IFS	1991 - 1998	Replacing using overlapping data in 1999.
<a href="#">United Nations (2024)</a>	ECLAC	1999 - 2001	Replacing using overlapping data in 2002.
<a href="#">International Monetary Fund (2025)</a>	IMF IFS	2002 - 2025	Baseline source, overlaps with anchor year 2018.

## 2 Harmonised series

— GMD estimate | Source change ● BORDO ● ECLAC ● Homer Sylla ● IMF IFS



# Uzbekistan

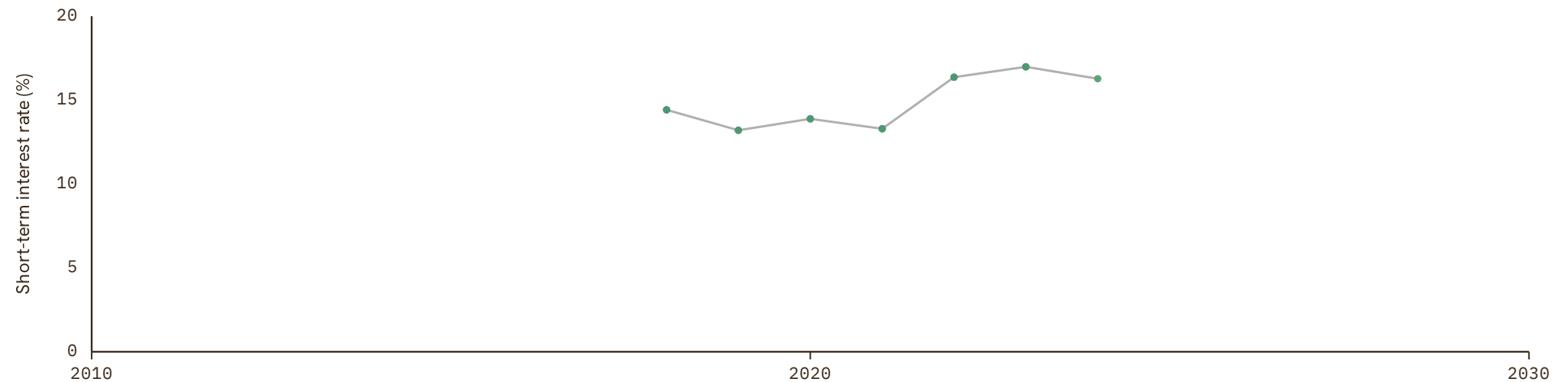
COVERAGE  
2018–2024UNIT  
in %

## 1 Source composition

SOURCE	CODE	TIME SPAN	NOTES
<a href="#">International Monetary Fund (2025)</a>	IMF IFS	2018 - 2024	Baseline source, overlaps with anchor year 2018.

## 2 Harmonised series

— GMD estimate ● ADB ● IMF IFS



# Venezuela

COVERAGE  
1984-2022

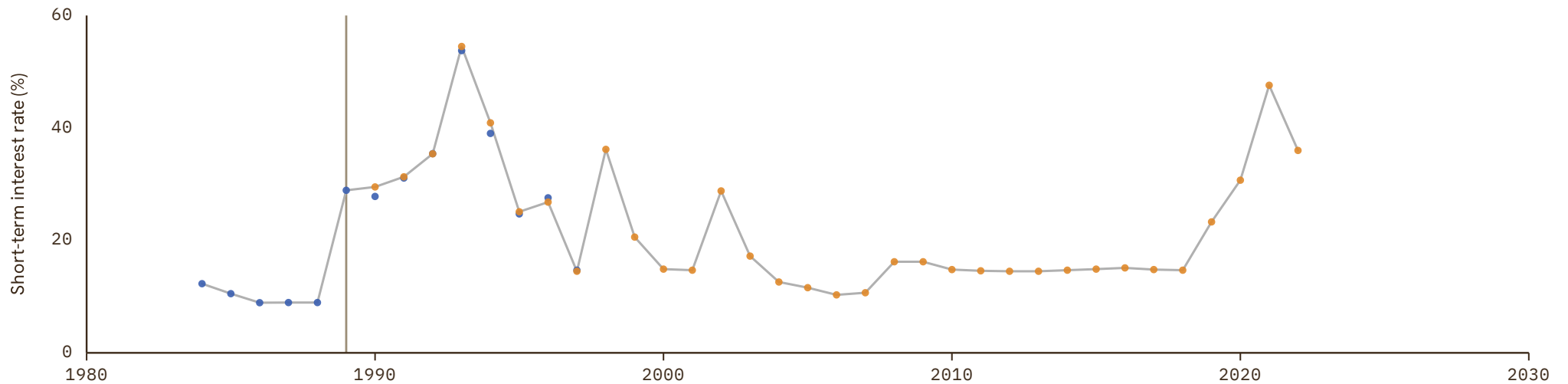
UNIT  
in %

## 1 Source composition

SOURCE	CODE	TIME SPAN	NOTES
<a href="#">Michael Bordo et al. (2001)</a>	BORDO	1984 - 1989	Replacing using overlapping data in 1990.
<a href="#">United Nations (2024)</a>	ECLAC	1990 - 2022	Baseline source, overlaps with anchor year 2018.

## 2 Harmonised series

— GMD estimate | Source change ● BORDO ● ECLAC



# Vietnam

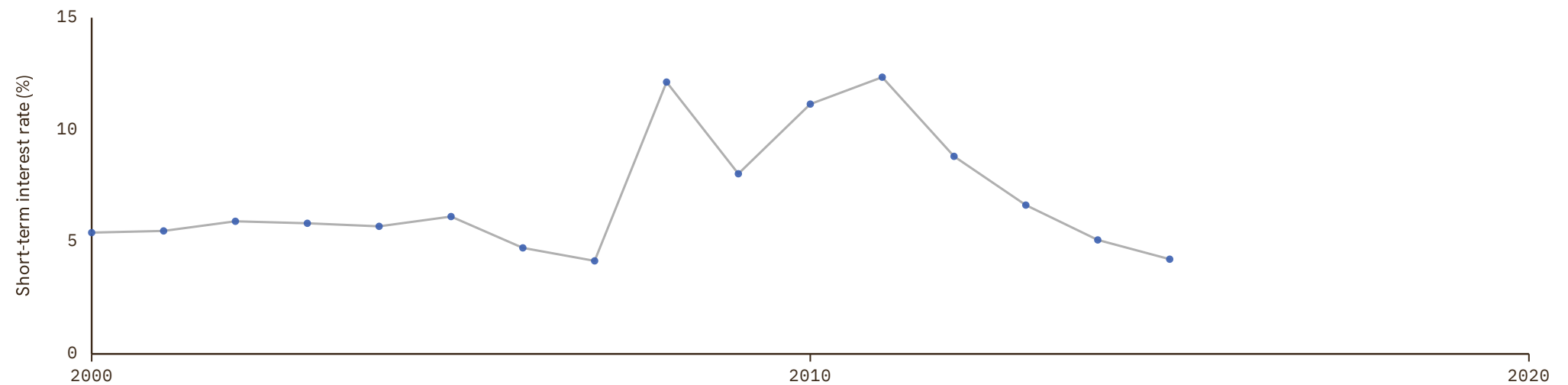
COVERAGE  
2000–2015UNIT  
in %

## 1 Source composition

SOURCE	CODE	TIME SPAN	NOTES
Asian Development Bank (2024)	ADB	2000 - 2015	Replacing using overlapping data in 2016.

## 2 Harmonised series

— GMD estimate ● ADB



# Yugoslavia

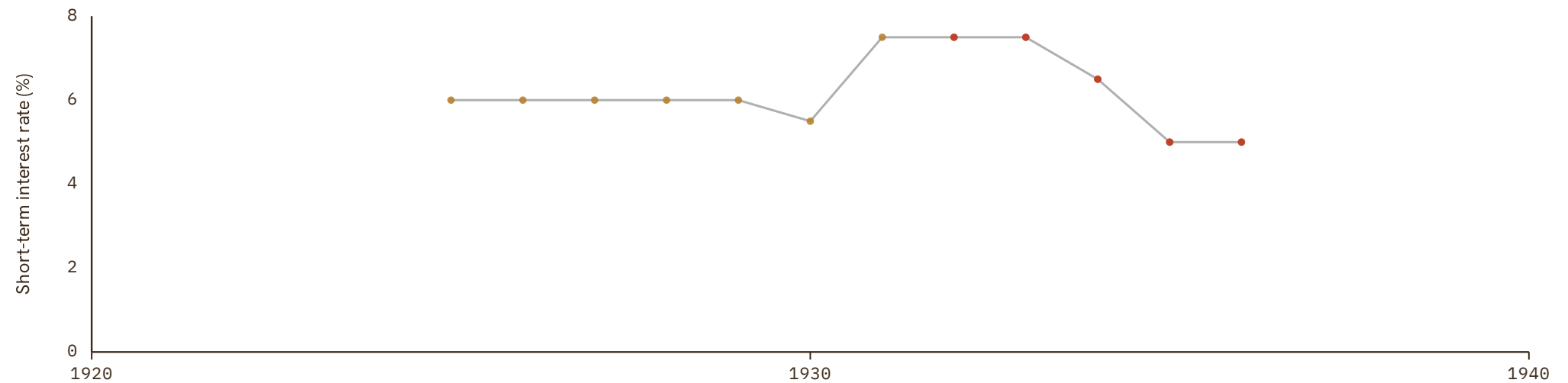
COVERAGE  
1925–1936UNIT  
in %

## 1 Source composition

SOURCE	CODE	TIME SPAN	NOTES
<a href="#">Ellison et al. (2024)</a>	IHD	1925 - 1936	Replacing using overlapping data in 1937.

## 2 Harmonised series

— GMD estimate ● IHD ● IHD 2



# Zambia

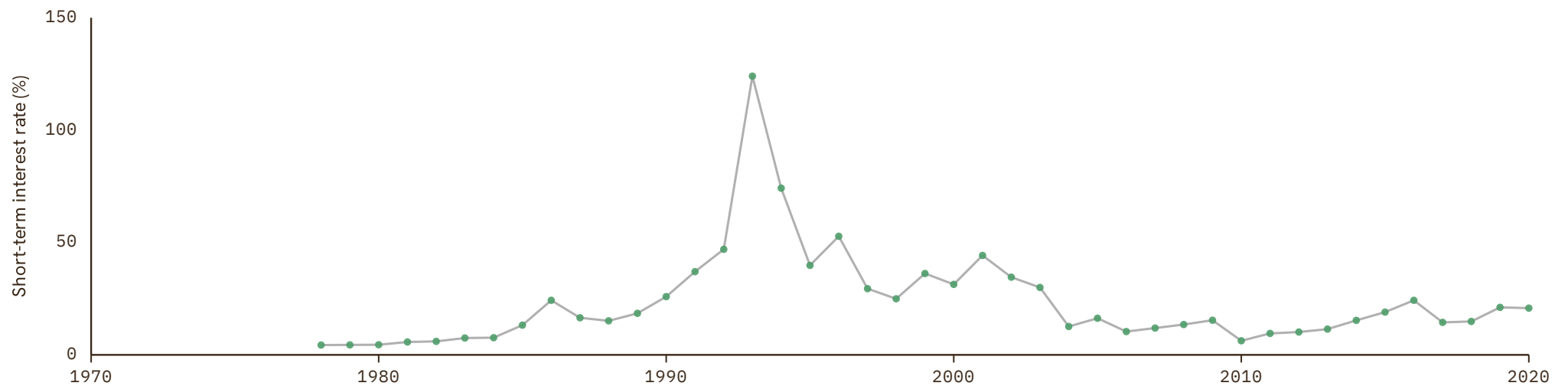
COVERAGE  
1978–2020UNIT  
in %

## 1 Source composition

SOURCE	CODE	TIME SPAN	NOTES
<a href="#">International Monetary Fund (2025)</a>	IMF IFS	1978 - 2020	Baseline source, overlaps with anchor year 2018.

## 2 Harmonised series

— GMD estimate ● IMF IFS



# Zimbabwe

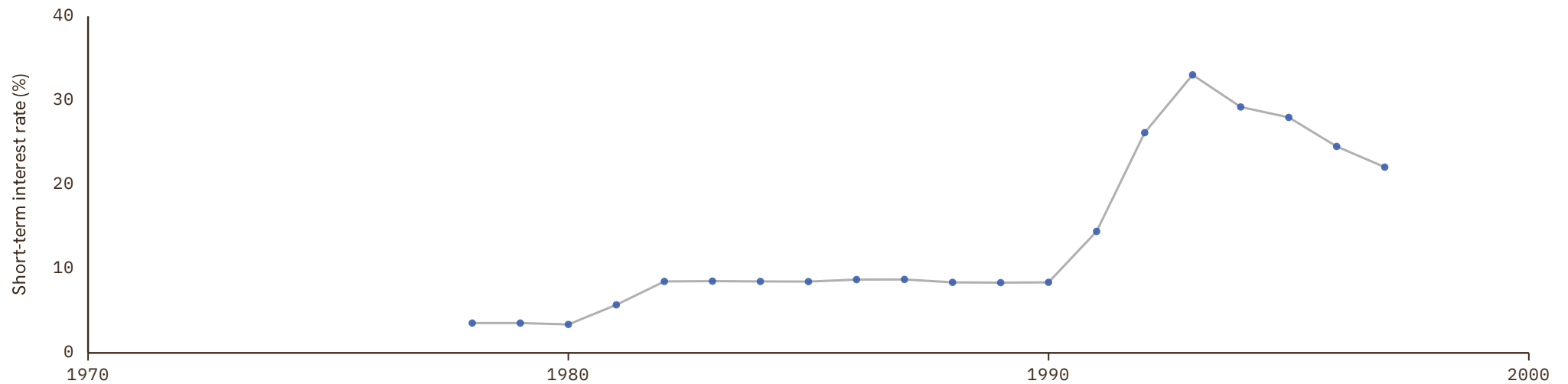
COVERAGE  
1978-1997UNIT  
in %

## 1 Source composition

SOURCE	CODE	TIME SPAN	NOTES
Michael Bordo et al. (2001)	BORDO	1978 - 1997	Replacing using overlapping data in 1998.

## 2 Harmonised series

— GMD estimate ● BORDO



# Antigua and Barbuda

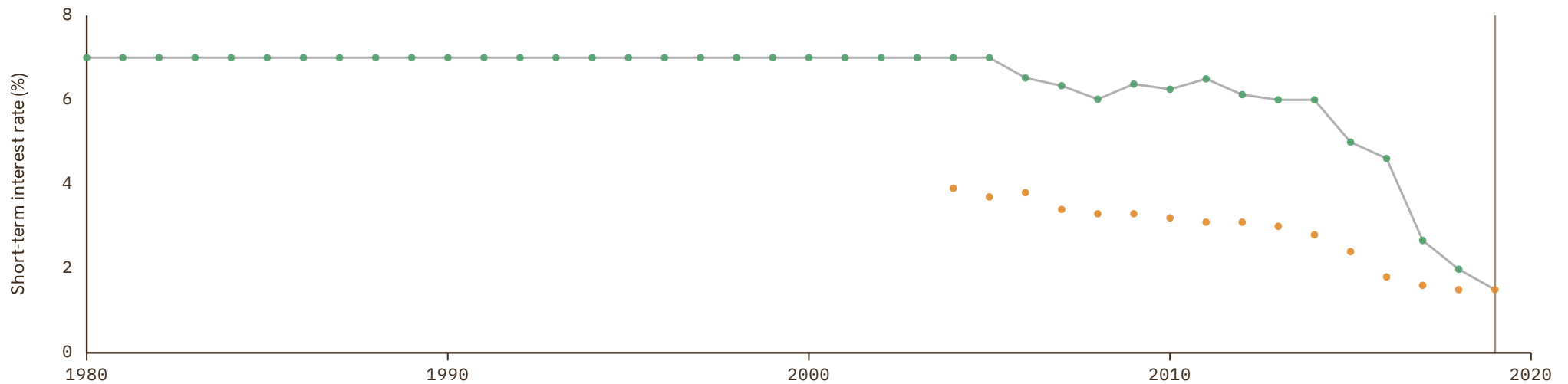
COVERAGE | UNIT  
1980-2019 | in %

## 1 Source composition

SOURCE	CODE	TIME SPAN	NOTES
<a href="#">International Monetary Fund (2025)</a>	IMF IFS	1980 - 2018	Replacing using overlapping data in 2019.
<a href="#">United Nations (2024)</a>	ECLAC	2019 - 2019	Replacing using overlapping data in 2020.

## 2 Harmonised series

— GMD estimate | | Source change ● ECLAC ● IMF IFS



# Kosovo

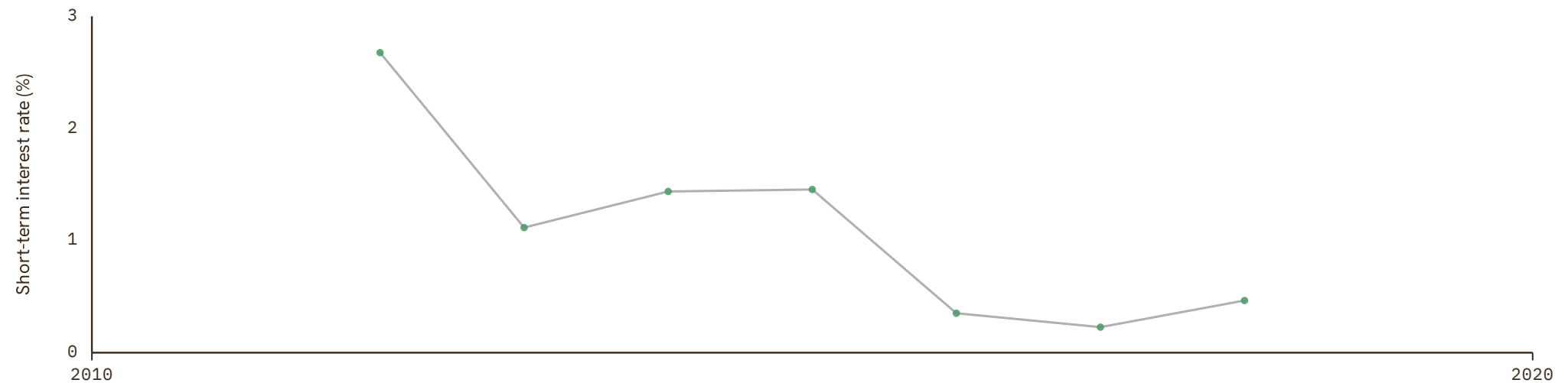
COVERAGE  
2012–2018UNIT  
in %

## 1 Source composition

SOURCE	CODE	TIME SPAN	NOTES
International Monetary Fund (2025)	IMF IFS	2012 - 2018	Replacing using overlapping data in 2019.

## 2 Harmonised series

— GMD estimate ● IMF IFS



# Saint Kitts and Nevis

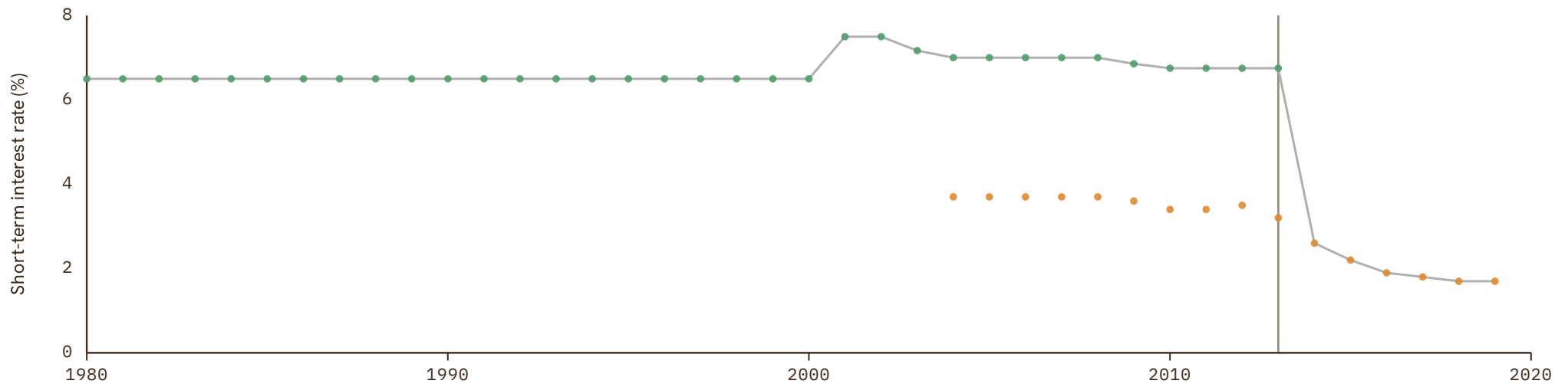
COVERAGE | UNIT  
1980-2019 | in %

## 1 Source composition

SOURCE	CODE	TIME SPAN	NOTES
<a href="#">International Monetary Fund (2025)</a>	IMF IFS	1980 - 2013	Replacing using overlapping data in 2014.
<a href="#">United Nations (2024)</a>	ECLAC	2014 - 2019	Baseline source, overlaps with anchor year 2018.

## 2 Harmonised series

— GMD estimate | | Source change ● ECLAC ● IMF IFS



# Saint Lucia

COVERAGE

2004–2019

UNIT

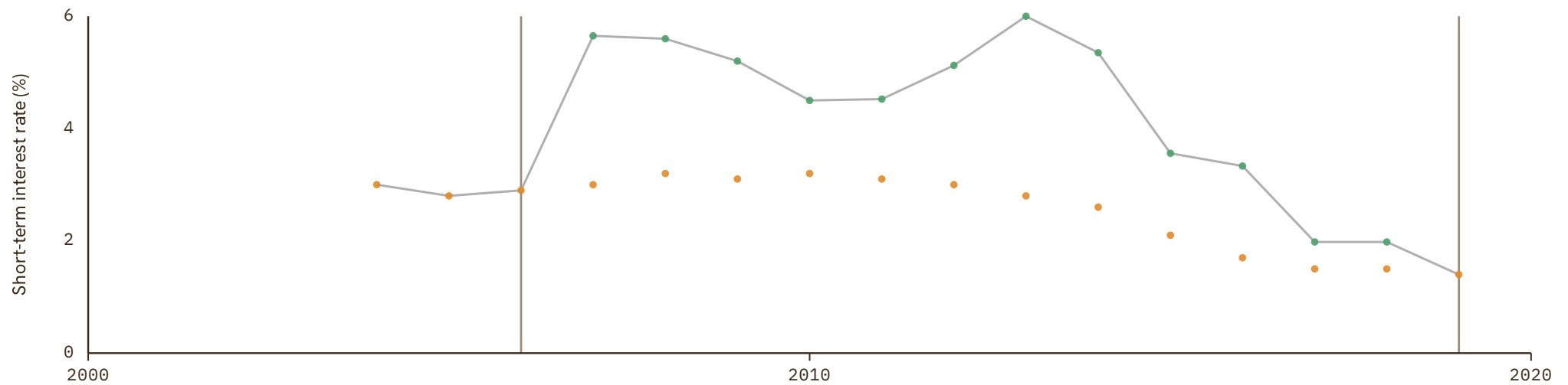
in %

## 1 Source composition

SOURCE	CODE	TIME SPAN	NOTES
United Nations (2024)	ECLAC	2004 - 2006	Replacing using overlapping data in 2007.
International Monetary Fund (2025)	IMF IFS	2007 - 2018	Replacing using overlapping data in 2019.
United Nations (2024)	ECLAC	2019 - 2019	Replacing using overlapping data in 2020.

## 2 Harmonised series

— GMD estimate | Source change ● ECLAC ● IMF IFS



# Saint Vincent and the Grenadines

COVERAGE  
1980-2019

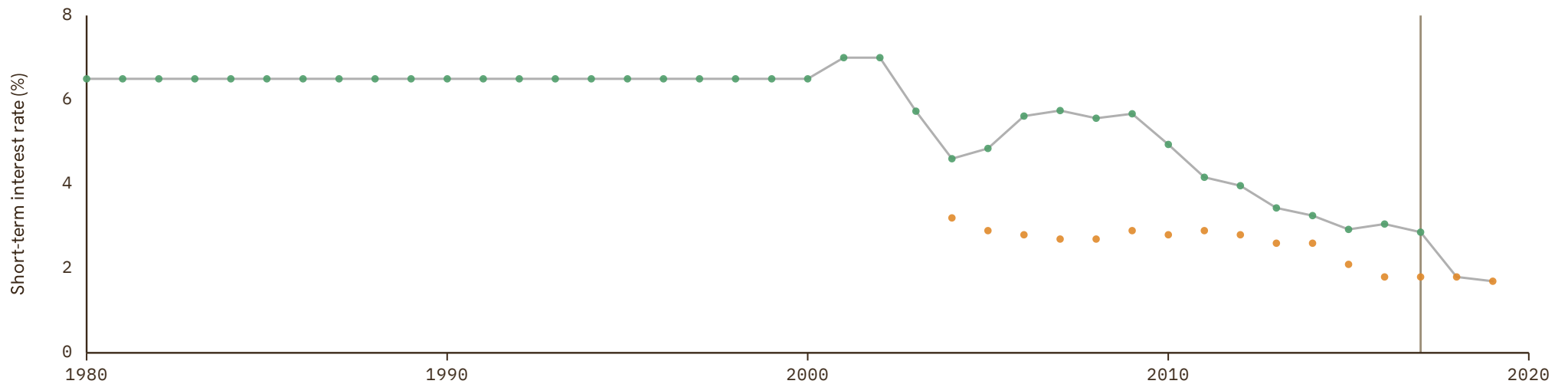
UNIT  
in %

## 1 Source composition

SOURCE	CODE	TIME SPAN	NOTES
<a href="#">International Monetary Fund (2025)</a>	IMF IFS	1980 - 2017	Replacing using overlapping data in 2018.
<a href="#">United Nations (2024)</a>	ECLAC	2018 - 2019	Baseline source, overlaps with anchor year 2018.

## 2 Harmonised series

— GMD estimate | Source change ● ECLAC ● IMF IFS



# Solomon Islands

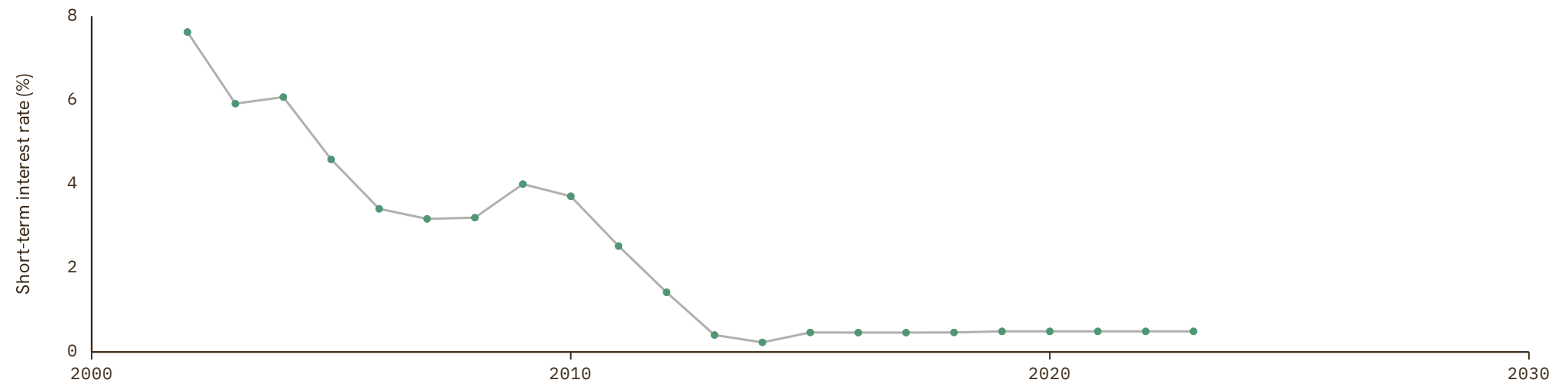
COVERAGE  
2002–2023UNIT  
in %

## 1 Source composition

SOURCE	CODE	TIME SPAN	NOTES
International Monetary Fund (2025)	IMF IFS	2002 - 2023	Baseline source, overlaps with anchor year 2018.

## 2 Harmonised series

— GMD estimate ● ADB ● IMF IFS



# References

**ADB** Asian Development Bank (2024). Key Indicators Database. <https://kidb.adb.org>

**AMECO** European Commission (2024). AMECO Database. [https://economy-finance.ec.europa.eu/economic-research-and-databases/economic-databases/ameco-database\\_en](https://economy-finance.ec.europa.eu/economic-research-and-databases/economic-databases/ameco-database_en)

**BORDO** Michael Bordo and Barry Eichengreen and Daniela Klingebiel and Maria S. Martinez-Peria (2001). Is the Crisis Problem Growing More Severe?. <https://ideas.repec.org/a/oup/ecpoli/v16y2001i32p52-82..html>

**CS1\_CAN** Statistics Canada (2024). Historical Statistics of Canada: Section F: Gross National Product, the Capital Stock, and Productivity. <https://www150.statcan.gc.ca/n1/pub/11-516-x/sectionf/4057751-eng.htm>

**CS1\_CHE** Swiss National Bank (2009). Swiss National Bank Historical Time Series. <https://www.snb.ch/en/the-snb/mandates-goals/statistics/statistics-pub/publication-history/historical-time-series>

**CS1\_GBR** Thomas, Ryland and Hills, Sally and Dimsdale, Nicholas (2010). The UK Recession in Context — What Do Three Centuries of Data Tell Us?. <https://ideas.repec.org/a/boe/qbullt/0032.html>

**CS1\_GHA** Abdulai, Ibrahim (2022). Monetary Policy, Inflation Stabilisation and Output Growth in Ghana, 1980-2017. <https://publication.aercafricalibrary.org/handle/123456789/3223>

**CS1\_IRL** Stuart, Rebecca (2018). A Long Run Macro Database for Ireland: 1922-2012.

**CS1\_ISR** Bank of Israel (2001). 2000 Statistical Data. <https://www.boi.org.il/en/communication-and-publications/regular-publications/annual-report-statistical-appendix-and-complementary-data/2000-statistical-data/>

**CS1\_JPN** Bank of Japan (2024). Historical Statistics. Institute for Monetary and Economic Studies. <https://www.imes.boj.or.jp/en/historical/hstat/hstat.html>

**CS2\_ARG** Ministerio de Economia (2024). Informacion Economica al Dia - Apendice 8. <https://www.economia.gob.ar/download/infoeco/apendice8.xlsx>

**CS2\_DEU** Deutsche Bundesbank (1976). Deutsches Geld- und Bankwesen in Zahlen 1876-1945.

**CS2\_FRA** Levy-Garboua, Vivien and Monnet, Eric (2016). Les Taux d'Intérêts en France: Une Perspective Historique.

**CS2\_ISL** Statistics Iceland (1997). Hagskinna — Icelandic Historical Statistics from the 17th Century to 1990. Hagstofa Íslands. <https://baekur.is/bok/8f318e69-dc49-4a9f-a8ec-805b2352bad0>

**CS2\_ITA** Piselli, Paola and Vercelli, Fabio (2023). I Titoli Pubblici nei Bilanci delle Banche 1890-2016. Banca d'Italia. <https://www.bancaditalia.it/statistiche/tematiche/stat-storiche/stat-storiche-moneta/index.html>

**CS2\_NLD** CBS and Univ. Groningen (2001). Tweehonderd jaar statistiek in tijdreeksen 1800-1999. .

**CS2\_NOR** Eitheim, Øyvind and Klovland, Jan T. and Qvigstad, Jan F. (2023). Historical Monetary and Financial Statistics for Norway. Norges Bank. <https://www.norges-bank.no/en/news-events/news-publications/Papers/Occasional-Papers/57-historical-monetary-and-financial-statistics/>

**CS2\_USA** Carter, Susan B. and Gartner, Scott S. and Haines, Michael R. and Olmstead, Alan L. and Sutch, Richard and Wright, Gavin (2006). Historical Statistics of the United States: Millennial Edition. Cambridge University Press New York.

**CS3\_AUS** Foster, R. A. (1996). Australian Economic Statistics 1949-50 to 1994-95. Reserve Bank of Australia. <https://www.rba.gov.au/statistics/frequency/occ-paper-8.html>

**CS3\_DEU** Sprenger, Bernd (1982). Geldmengenänderungen in Deutschland seit 1835.

# References

---

**CS3\_FRA** Ngakegni, Antoine (1991). Agrégats Monétaires sur Longue Période en France, 1876-1990.

---

**CS5\_DEU** Holtfrerich, Carl-Ludwig (1980). Die deutsche Inflation 1914 bis 1923.

---

**ECLAC** United Nations (2024). Economic Commission for Latin America and the Caribbean Statistics. <https://www.cepal.org/en>

---

**HFS** Schuler, Kurt (2015). Establishing an International Data Archive on Free Banking. The Johns Hopkins Institute for Applied Economics, Global Health, and the Study of Business Enterprise. <https://ideas.repec.org/p/ris/jhisae/0024.html>

---

**Homer\_Sylla** Homer, S. and Sylla, R.E. (1996). A History of Interest Rates. Rutgers University Press. <https://books.google.com.sg/books?id=w3hmC17-em4C>

---

**IHD** Ellison, Martin and Lee, Sang Seok and O'Rourke, Kevin Hjortshøj (2024). The Ends of 27 Big Depressions. <https://ideas.repec.org/a/aea/aecrev/v114y2024i1p134-68.html>

---

**IMF\_IFS** International Monetary Fund (2025). IMF Data Portal. .

---

**JST** Jordá, Óscar and Schularick, Moritz and Taylor, Alan M. (2017). Macroeconomic History and the New Business Cycle Facts. <https://ideas.repec.org/a/ucp/macann/doi10.1086-690241.html>

---

**NBS** National Bank of Serbia (2024). South-Eastern European Monetary and Economic Statistics from the 19th Century to World War II. <https://www.nbs.rs/en/drugi-nivo-navigacije/publikacije-i-istrazivanja/seemhn/seemhn-dctf/>

---

**OECD\_EO** OECD (2024). OECD Economic Outlook Data. <https://www.oecd.org/en/topics/sub-issues/economic-outlook.html>

---

**OECD\_KEI** OECD (2024). OECD Key Economic Indicators Data. [https://www.oecd-ilibrary.org/economics/data/main-economic-indicators/key-short-term-indicators\\_data-00039-en](https://www.oecd-ilibrary.org/economics/data/main-economic-indicators/key-short-term-indicators_data-00039-en)

---

**OECD\_MEI\_ARC** OECD (1986). OECD Main Economic Indicators - Historical Statistics. [https://archive.org/details/pub\\_oecd-main-economic-indicators-historical-statistics](https://archive.org/details/pub_oecd-main-economic-indicators-historical-statistics)

---