

Unemployment

in %

RELEASE

2026_07

COVERAGE

1760 – 2030

UNEMPLOYMENT RATE (%)

Afghanistan	12
Albania	13
Algeria	14
Angola	15
Argentina	16
Armenia	17
Australia	18
Austria	19
Azerbaijan	20
Bahamas	21
Bahrain	22
Bangladesh	23
Barbados	24
Belarus	25
Belgium	26
Belize	27
Benin	28
Bermuda	29
Bhutan	30
Bolivia	31
Bosnia and Herzegovina	32
Botswana	33
Brazil	34
Brunei	35

UNEMPLOYMENT RATE (%)

Bulgaria	36
Burkina Faso	37
Burundi	38
Cambodia	39
Cameroon	40
Canada	41
Cape Verde	42
Chad	43
Chile	44
China	45
Colombia	46
Costa Rica	47
Croatia	48
Cuba	49
Cyprus	50
Czech Republic	51
Democratic Republic of the Congo	52
Denmark	53
Djibouti	54
Dominica	55
Dominican Republic	56
Ecuador	57
Egypt	58
El Salvador	59

UNEMPLOYMENT RATE (%)

Equatorial Guinea	60
Estonia	61
Eswatini	62
Ethiopia	63
Fiji	64
Finland	65
France	66
French Guiana	67
Gabon	68
Gambia	69
Georgia	70
Germany	71
Ghana	72
Greece	73
Grenada	74
Guatemala	75
Guinea	76
Guinea-Bissau	77
Guyana	78
Haiti	79
Honduras	80
Hong Kong	81
Hungary	82
Iceland	83

UNEMPLOYMENT RATE (%)

India	84
Indonesia	85
Iran	86
Iraq	87
Ireland	88
Israel	89
Italy	90
Ivory Coast	91
Jamaica	92
Japan	93
Jordan	94
Kazakhstan	95
Kenya	96
Kuwait	97
Kyrgyzstan	98
Laos	99
Latvia	100
Lebanon	101
Lesotho	102
Liberia	103
Libya	104
Lithuania	105
Luxembourg	106
Macedonia	107

UNEMPLOYMENT RATE (%)

Madagascar	108
Malawi	109
Malaysia	110
Maldives	111
Mali	112
Malta	113
Mauritania	114
Mauritius	115
Mexico	116
Moldova	117
Monaco	118
Mongolia	119
Montenegro	120
Morocco	121
Mozambique	122
Myanmar	123
Namibia	124
Nepal	125
Netherlands	126
Netherlands Antilles	127
New Zealand	128
Nicaragua	129
Niger	130
Nigeria	131

UNEMPLOYMENT RATE (%)

Norway	132
Oman	133
Pakistan	134
Palestine	135
Panama	136
Papua New Guinea	137
Paraguay	138
Peru	139
Philippines	140
Poland	141
Portugal	142
Puerto Rico	143
Qatar	144
Republic of the Congo	145
Romania	146
Russian Federation	147
Rwanda	148
Sao Tome and Principe	149
Saudi Arabia	150
Senegal	151
Serbia	152
Seychelles	153
Sierra Leone	154
Singapore	155

UNEMPLOYMENT RATE (%)

Slovakia	156
Slovenia	157
Somalia	158
South Africa	159
South Korea	160
South Sudan	161
Spain	162
Sri Lanka	163
Sudan	164
Suriname	165
Sweden	166
Switzerland	167
Syria	168
Taiwan	169
Tajikistan	170
Tanzania	171
Thailand	172
Timor-Leste	173
Togo	174
Trinidad and Tobago	175
Tunisia	176
Turkey	177
Turkmenistan	178
Uganda	179

UNEMPLOYMENT RATE (%)

Ukraine	180
United Arab Emirates	181
United Kingdom	182
United States	183
Uruguay	184
Uzbekistan	185
Venezuela	186
Vietnam	187
Yemen	188
Zambia	189
Zimbabwe	190
American Samoa	191
Andorra	192
Anguilla	193
Antigua and Barbuda	194
Aruba	195
Cayman Islands	196
Comoros	197
Cook Islands	198
Curaçao	199
Faroe Islands	200
French Polynesia	201
Greenland	202
Guadeloupe	203

UNEMPLOYMENT RATE (%)

Guam	204
Isle of Man	205
Jersey	206
Kiribati	207
Kosovo	208
Liechtenstein	209
Macau	210
Marshall Islands	211
Martinique	212
Micronesia (Federated States of)	213
Montserrat	214
Nauru	215
New Caledonia	216
Niue	217
Northern Mariana Islands	218
Palau	219
Réunion	220
Saint Kitts and Nevis	221
Saint Lucia	222
Saint Vincent and the Grenadines	223
Samoa	224
San Marino	225
Solomon Islands	226
Tonga	227

UNEMPLOYMENT RATE (%)

Turks and Caicos Islands	228
Tuvalu	229
Vanuatu	230
Wallis and Futuna	231
References	232

Afghanistan

COVERAGE
2001-2021

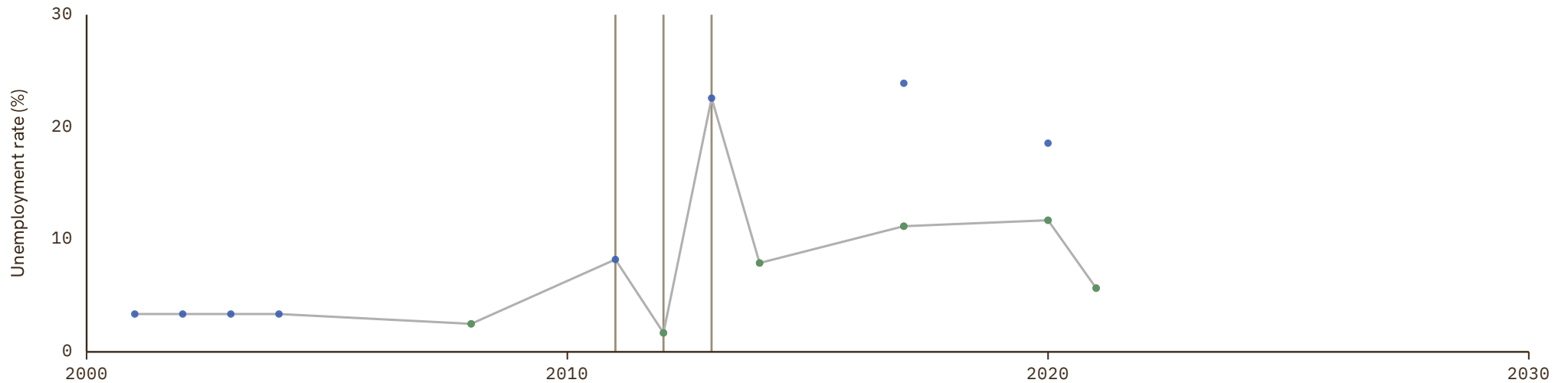
UNIT
in %

1 Source composition

SOURCE	CODE	TIME SPAN	NOTES
Asian Development Bank (2024)	ADB	2001 - 2007	Replacing using overlapping data in 2008.
International Monetary Fund (2025)	IMF IFS	2008 - 2010	Replacing using overlapping data in 2011.
Asian Development Bank (2024)	ADB	2011 - 2011	Replacing using overlapping data in 2012.
International Monetary Fund (2025)	IMF IFS	2012 - 2012	Replacing using overlapping data in 2013.
Asian Development Bank (2024)	ADB	2013 - 2013	Replacing using overlapping data in 2014.
International Monetary Fund (2025)	IMF IFS	2014 - 2021	Baseline source, overlaps with anchor year 2018.

2 Harmonised series

— GMD estimate | Source change ● ADB ● ILO ● IMF IFS



Albania

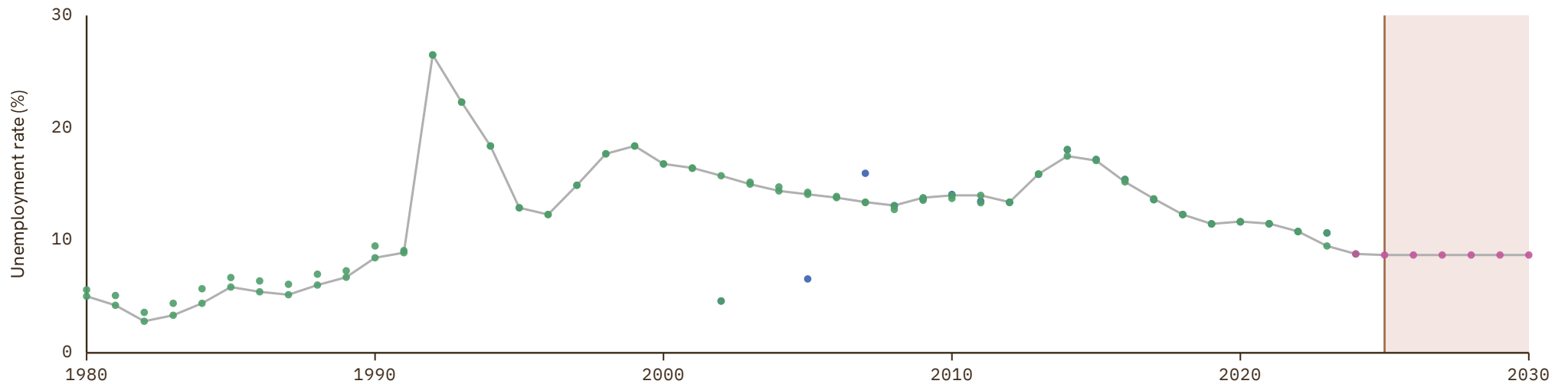
COVERAGE | UNIT
1980-2030 | in %

1 Source composition

SOURCE	CODE	TIME SPAN	NOTES
International Monetary Fund (2025)	IMF WEO	1980 - 2024	Baseline source, overlaps with anchor year 2018.
International Monetary Fund (2025) (forecasts)	IMF WEO forecast	2025 - 2030	Replacing using overlapping data in 2031.

2 Harmonised series

GMD forecast
 — GMD estimate
 | Source change
 ● ILO
 ● IMF IFS
 ● IMF WEO
 ● IMF WEO forecast



Algeria

COVERAGE
1975-2019

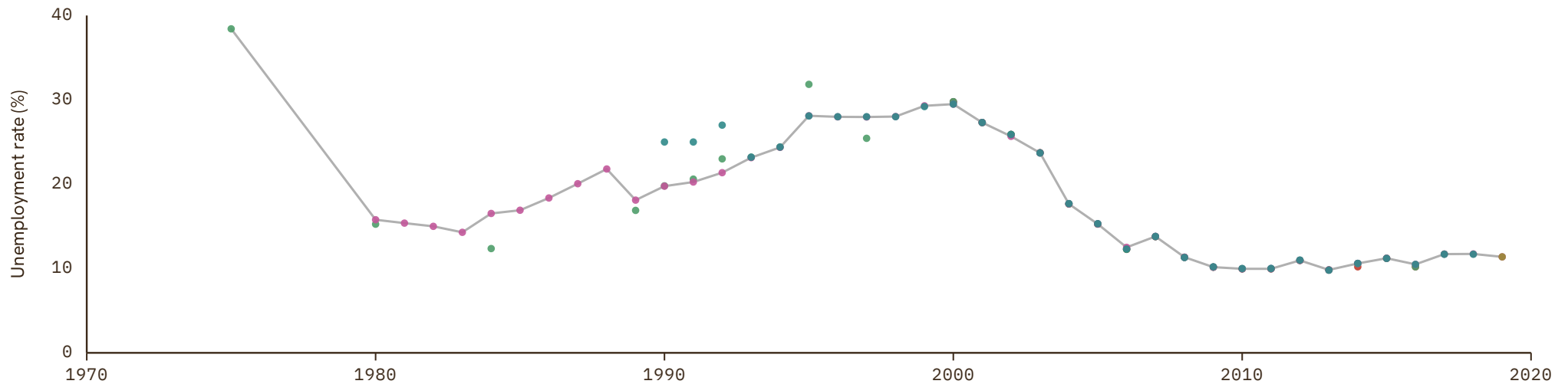
UNIT
in %

1 Source composition

SOURCE	CODE	TIME SPAN	NOTES
International Monetary Fund (2025)	IMF IFS	1975 - 1979	Replacing using overlapping data in 1980.
International Monetary Fund (2025)	IMF WEO	1980 - 2019	Baseline source, overlaps with anchor year 2018.

2 Harmonised series

— GMD estimate ● AFDB ● ILO ● IMF IFS ● IMF WEO ● IMF WEO forecast ● WB GEM



Angola

COVERAGE
1984-2024

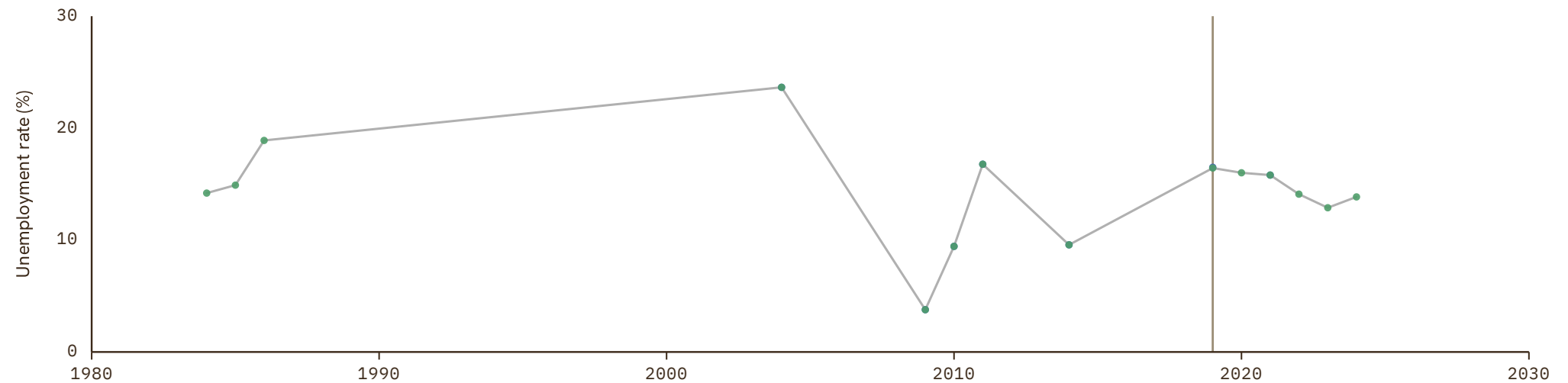
UNIT
in %

1 Source composition

SOURCE	CODE	TIME SPAN	NOTES
International Monetary Fund (2025)	IMF IFS	1984 - 2024	Baseline source, overlaps with anchor year 2018.

2 Harmonised series

— GMD estimate | Source change ● ILO ● IMF IFS



Argentina

COVERAGE
1970-2030

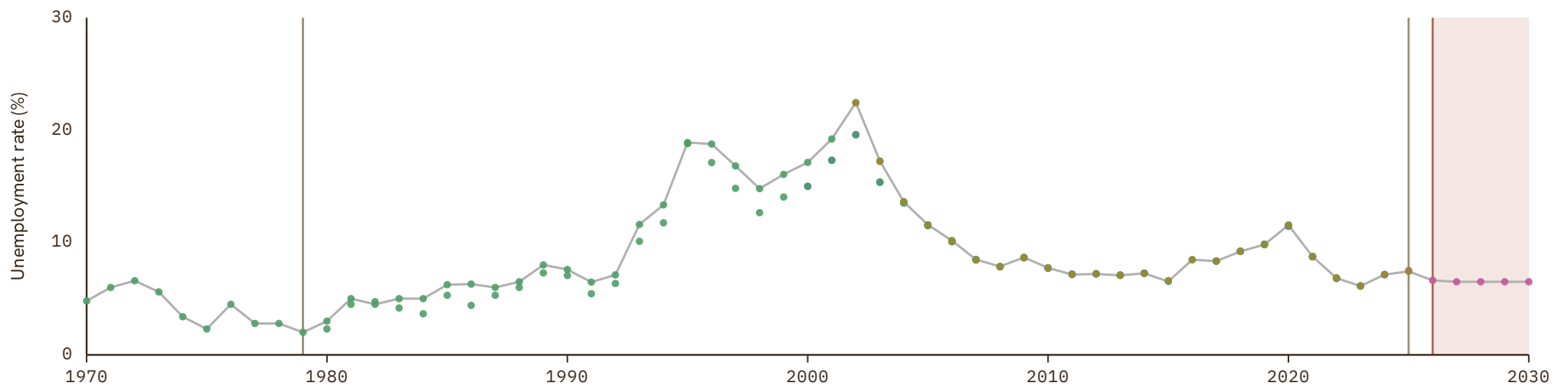
UNIT
in %

1 Source composition

SOURCE	CODE	TIME SPAN	NOTES
International Monetary Fund (2025)	IMF IFS	1970 - 1979	Replacing using overlapping data in 1980.
International Monetary Fund (2025)	IMF WEO	1980 - 2024	Baseline source, overlaps with anchor year 2018.
World Bank (2026)	WB GEM	2025 - 2025	Replacing using overlapping data in 2026.
International Monetary Fund (2025) (forecasts)	IMF WEO forecast	2026 - 2030	Replacing using overlapping data in 2031.

2 Harmonised series

GMD forecast
 — GMD estimate
 | Source change
 ● ILO
 ● IMF IFS
 ● IMF WEO
 ● IMF WEO forecast
 ● WB GEM



Armenia

COVERAGE
1992-2030

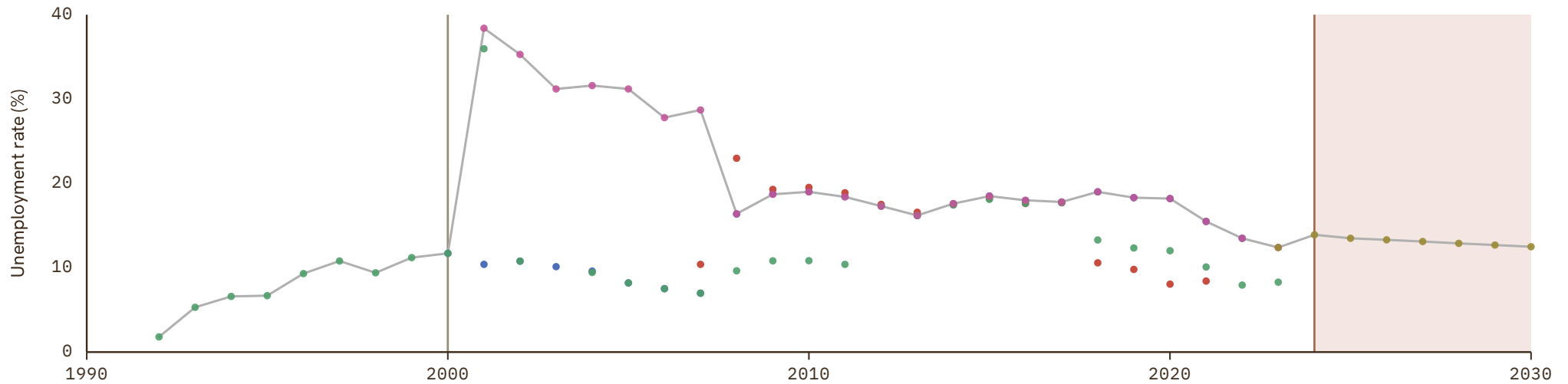
UNIT
in %

1 Source composition

SOURCE	CODE	TIME SPAN	NOTES
International Monetary Fund (2025)	IMF IFS	1992 - 2000	Replacing using overlapping data in 2001.
International Monetary Fund (2025)	IMF WEO	2001 - 2023	Baseline source, overlaps with anchor year 2018.
International Monetary Fund (2025) (forecasts)	IMF WEO forecast	2024 - 2030	Replacing using overlapping data in 2031.

2 Harmonised series

GMD forecast
 — GMD estimate
| Source change
● ADB
● ILO
● IMF IFS
● IMF WEO
● IMF WEO forecast



Australia

COVERAGE
1901-2030

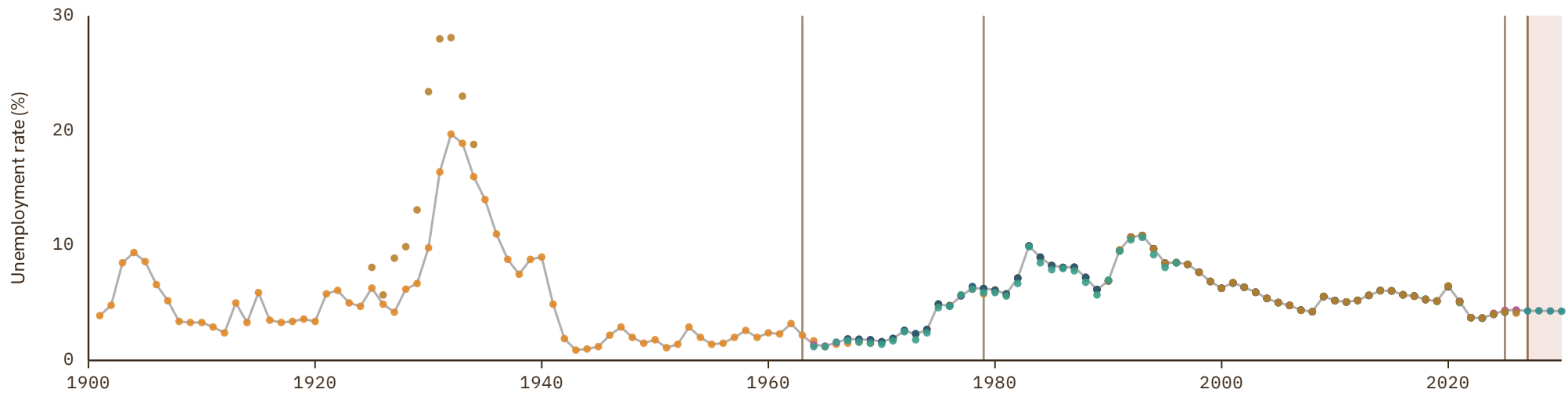
UNIT
in %

1 Source composition

SOURCE	CODE	TIME SPAN	NOTES
Jordá et al. (2017)	JST	1901 - 1963	Replacing using overlapping data in 1964.
OECD (2024)	OECD EO	1964 - 1979	Replacing using overlapping data in 1980.
International Monetary Fund (2025)	IMF WEO	1980 - 2024	Baseline source, overlaps with anchor year 2018.
OECD (2024)	OECD EO	2025 - 2026	Replacing using overlapping data in 2027.
International Monetary Fund (2025) (forecasts)	IMF WEO forecast	2027 - 2030	Replacing using overlapping data in 2031.

2 Harmonised series

■ GMD forecast
 — GMD estimate
 Source change
 ● ADB
 ● IHD
 ● ILO
 ● IMF IFS
 ● IMF WEO
 ● IMF WEO forecast
 ● JST
 ● OECD EO
 ● OECD KEI
 ● WB GEM
 ● CS3



Austria

COVERAGE
1960-2030

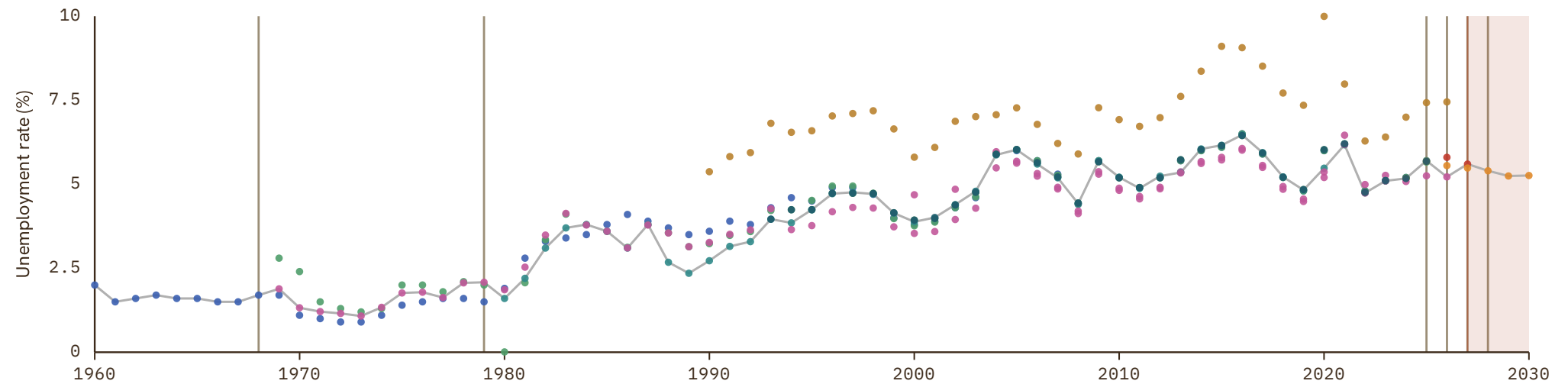
UNIT
in %

1 Source composition

SOURCE	CODE	TIME SPAN	NOTES
European Commission (2024)	AMECO	1960 - 1968	Replacing using overlapping data in 1969.
OECD (2024)	OECD EO	1969 - 1979	Replacing using overlapping data in 1980.
International Monetary Fund (2025)	IMF WEO	1980 - 2024	Baseline source, overlaps with anchor year 2018.
Eurostat (2025)	EUS	2025 - 2025	Replacing using overlapping data in 2026.
OECD (2024)	OECD EO	2026 - 2026	Replacing using overlapping data in 2027.
AMECO forecast	AMECO forecast	2027 - 2027	Replacing using overlapping data in 2028.
International Monetary Fund (2025) (forecasts)	IMF WEO forecast	2028 - 2030	Replacing using overlapping data in 2031.

2 Harmonised series

GMD forecast
 GMD estimate
 Source change
 ● AMECO
 ● AMECO forecast
 ● EUS
 ● ILO
 ● IMF IFS
 ● IMF WEO
 ● IMF WEO forecast
 ● OECD EO
 ● OECD KEI
 ● WB GEM



Azerbaijan

COVERAGE
1991-2030

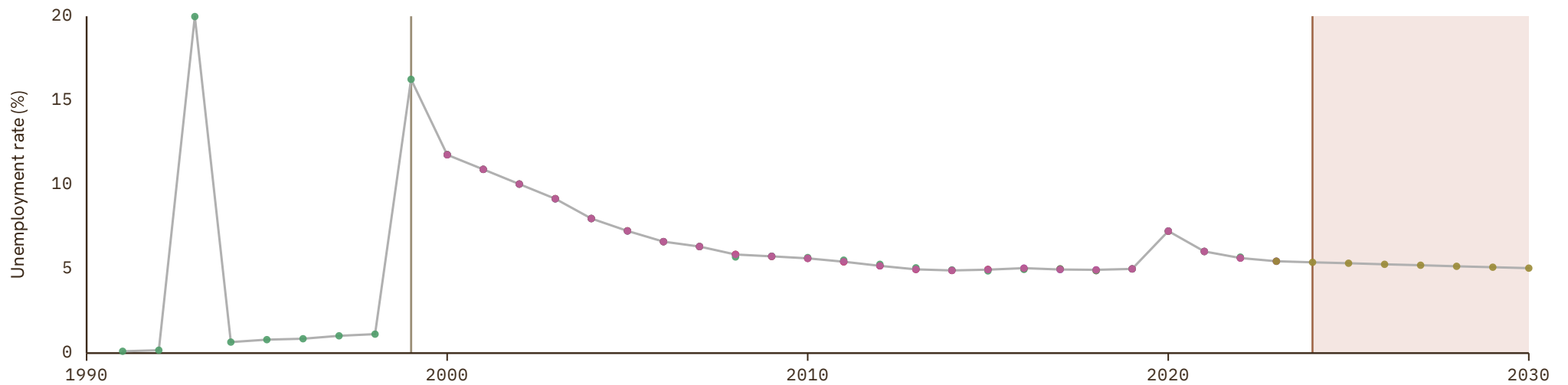
UNIT
in %

1 Source composition

SOURCE	CODE	TIME SPAN	NOTES
International Monetary Fund (2025)	IMF IFS	1991 - 1999	Replacing using overlapping data in 2000.
International Monetary Fund (2025)	IMF WEO	2000 - 2023	Baseline source, overlaps with anchor year 2018.
International Monetary Fund (2025) (forecasts)	IMF WEO forecast	2024 - 2030	Replacing using overlapping data in 2031.

2 Harmonised series

GMD forecast
 — GMD estimate
| Source change
● ADB
● ILO
● IMF IFS
● IMF WEO
● IMF WEO forecast



Bahamas

COVERAGE
1973-2030

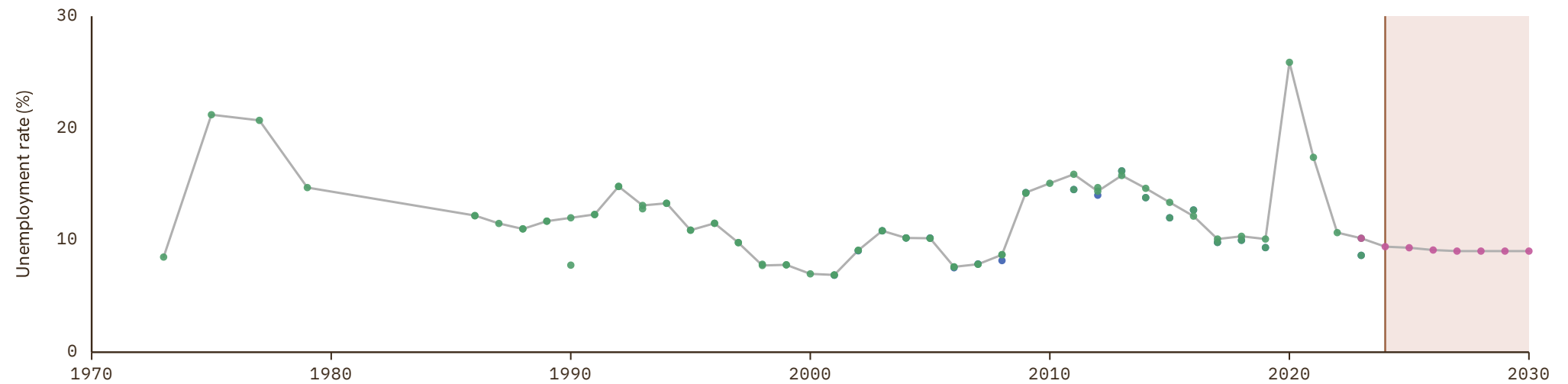
UNIT
in %

1 Source composition

SOURCE	CODE	TIME SPAN	NOTES
International Monetary Fund (2025)	IMF IFS	1973 - 1985	Replacing using overlapping data in 1986.
International Monetary Fund (2025)	IMF WEO	1986 - 2023	Baseline source, overlaps with anchor year 2018.
International Monetary Fund (2025) (forecasts)	IMF WEO forecast	2024 - 2030	Replacing using overlapping data in 2031.

2 Harmonised series

GMD forecast
 — GMD estimate
 | Source change
 ● ILO
 ● IMF IFS
 ● IMF WEO
 ● IMF WEO forecast



Bahrain

COVERAGE
1979-2024

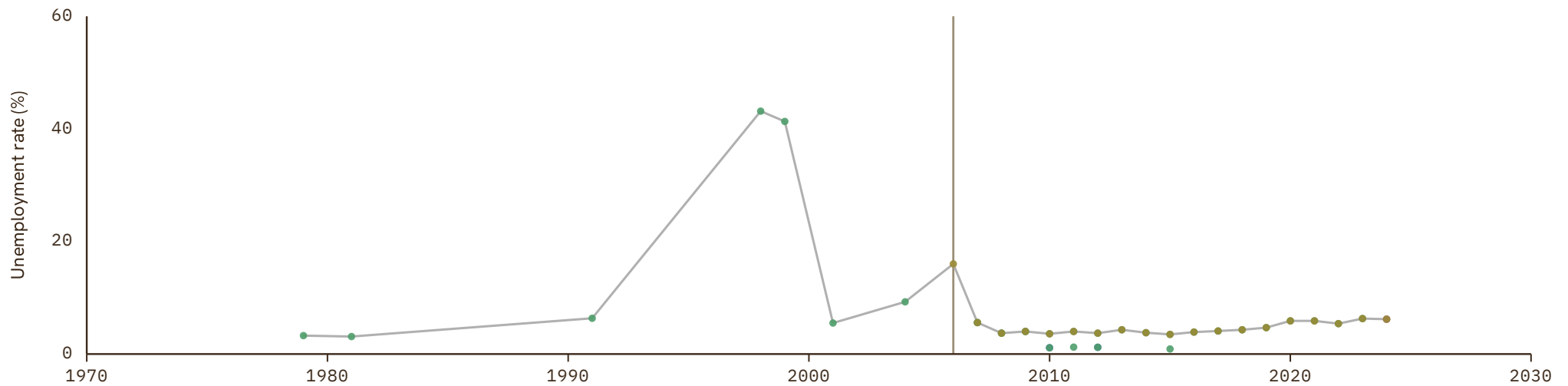
UNIT
in %

1 Source composition

SOURCE	CODE	TIME SPAN	NOTES
International Monetary Fund (2025)	IMF IFS	1979 - 2005	Replacing using overlapping data in 2006.
World Bank (2026)	WB GEM	2006 - 2006	Replacing using overlapping data in 2007.
International Monetary Fund (2025)	IMF WEO	2007 - 2024	Baseline source, overlaps with anchor year 2018.

2 Harmonised series

— GMD estimate | | Source change ● ILO ● IMF IFS ● IMF WEO ● IMF WEO forecast ● WB GEM



Bangladesh

COVERAGE
1984-2024

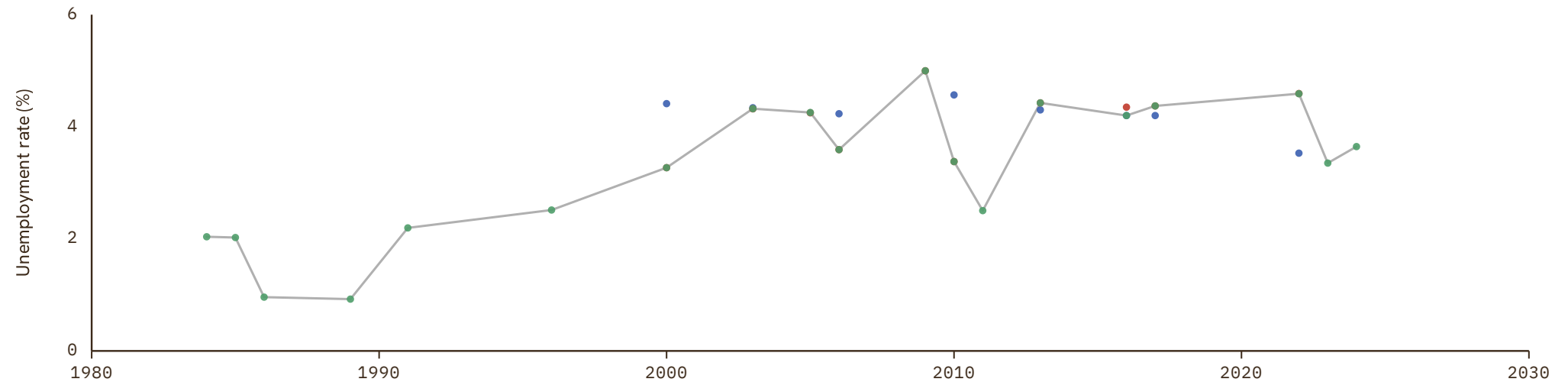
UNIT
in %

1 Source composition

SOURCE	CODE	TIME SPAN	NOTES
International Monetary Fund (2025)	IMF IFS	1984 - 2024	Baseline source, overlaps with anchor year 2018.

2 Harmonised series

— GMD estimate ● ADB ● ILO ● IMF IFS



Barbados

COVERAGE
1976-2030

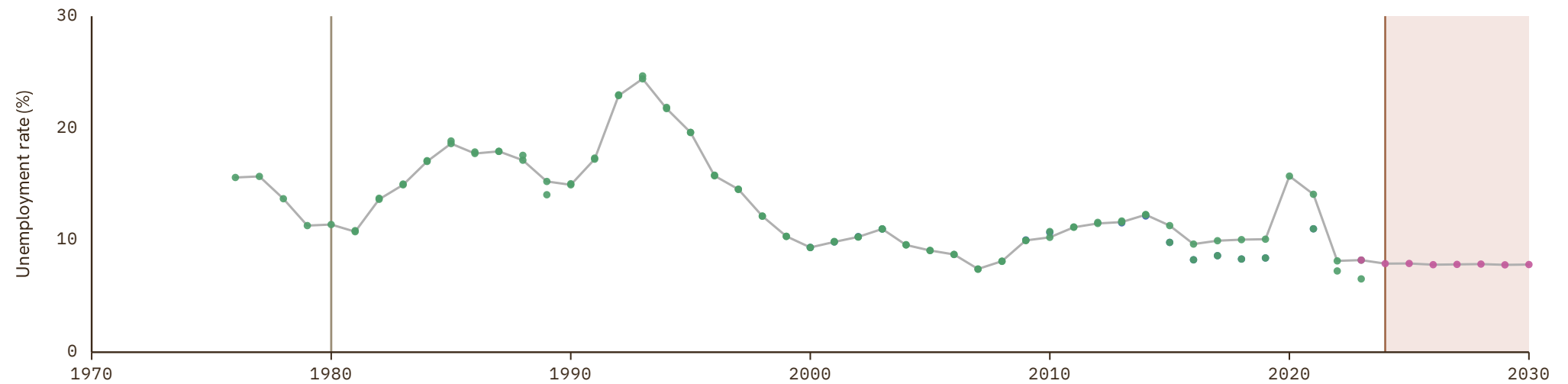
UNIT
in %

1 Source composition

SOURCE	CODE	TIME SPAN	NOTES
International Monetary Fund (2025)	IMF IFS	1976 - 1980	Replacing using overlapping data in 1981.
International Monetary Fund (2025)	IMF WEO	1981 - 2023	Baseline source, overlaps with anchor year 2018.
International Monetary Fund (2025) (forecasts)	IMF WEO forecast	2024 - 2030	Replacing using overlapping data in 2031.

2 Harmonised series

GMD forecast
 — GMD estimate
 | Source change
 ● ILO
 ● IMF IFS
 ● IMF WEO
 ● IMF WEO forecast



Belarus

COVERAGE
1991–2030

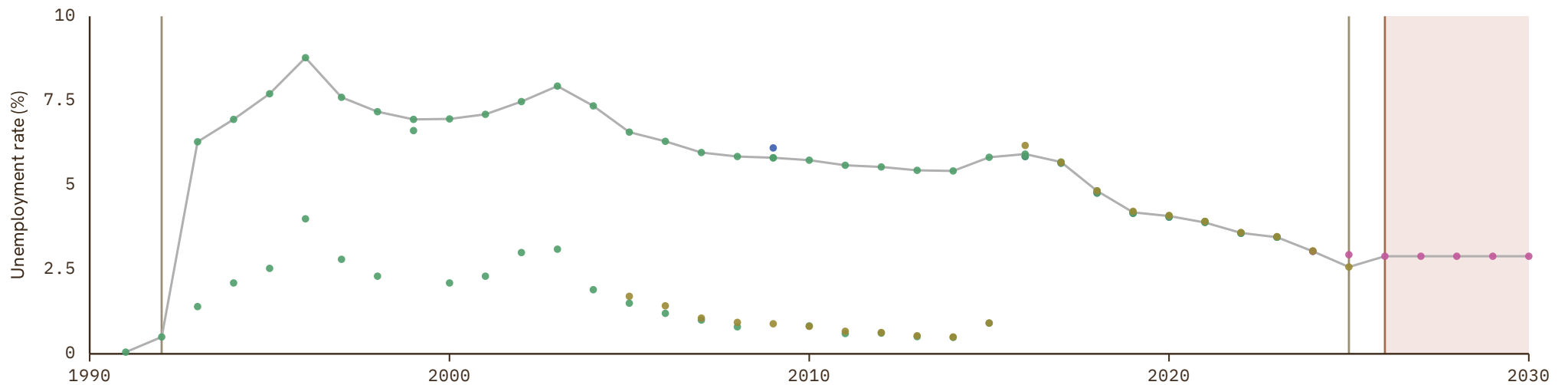
UNIT
in %

1 Source composition

SOURCE	CODE	TIME SPAN	NOTES
International Monetary Fund (2025)	IMF IFS	1991 - 1992	Replacing using overlapping data in 1993.
International Monetary Fund (2025)	IMF WEO	1993 - 2024	Baseline source, overlaps with anchor year 2018.
World Bank (2026)	WB GEM	2025 - 2025	Replacing using overlapping data in 2026.
International Monetary Fund (2025) (forecasts)	IMF WEO forecast	2026 - 2030	Replacing using overlapping data in 2031.

2 Harmonised series

GMD forecast
 — GMD estimate
 | Source change
 ● ILO
 ● IMF IFS
 ● IMF WEO
 ● IMF WEO forecast
 ● WB GEM



Belgium

COVERAGE
1921-2030

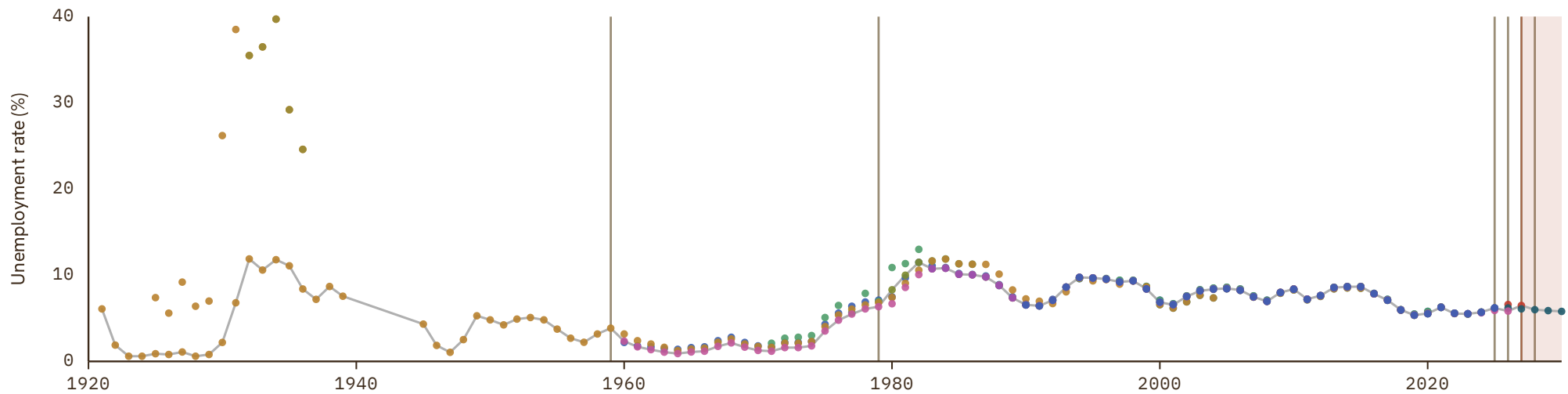
UNIT
in %

1 Source composition

SOURCE	CODE	TIME SPAN	NOTES
Jordá et al. (2017)	JST	1921 - 1959	Replacing using overlapping data in 1960.
OECD (2024)	OECD EO	1960 - 1979	Replacing using overlapping data in 1980.
International Monetary Fund (2025)	IMF WEO	1980 - 2024	Baseline source, overlaps with anchor year 2018.
Eurostat (2025)	EUS	2025 - 2025	Replacing using overlapping data in 2026.
OECD (2024)	OECD EO	2026 - 2026	Replacing using overlapping data in 2027.
AMECO forecast	AMECO forecast	2027 - 2027	Replacing using overlapping data in 2028.
International Monetary Fund (2025) (forecasts)	IMF WEO forecast	2028 - 2030	Replacing using overlapping data in 2031.

2 Harmonised series

GMD forecast
 GMD estimate
 Source change
 ● AMECO
 ● AMECO forecast
 ● EUS
 ● IHD
 ● IHD 2
 ● ILO
 ● IMF IFS
 ● IMF WEO
 ● IMF WEO forecast
 ● JST
 ● OECD EO
 ● OECD KEI
 ● WB GEM



Belize

COVERAGE
1990-2030

UNIT
in %

1 Source composition

SOURCE	CODE	TIME SPAN	NOTES
International Monetary Fund (2025)	IMF WEO	1990 - 2024	Baseline source, overlaps with anchor year 2018.
International Monetary Fund (2025) (forecasts)	IMF WEO forecast	2025 - 2030	Replacing using overlapping data in 2031.

2 Harmonised series

GMD forecast

 GMD estimate

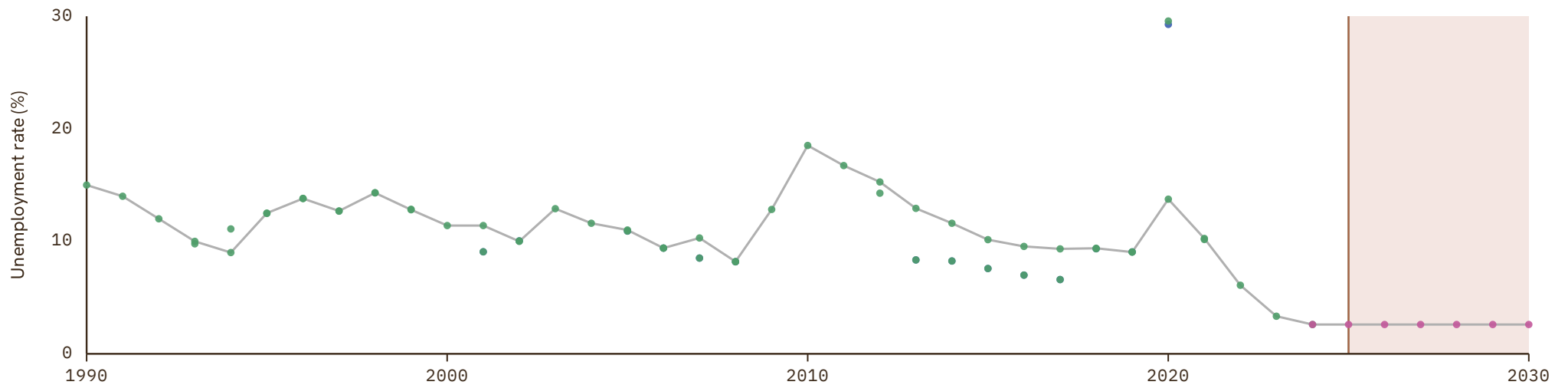
 Source change

● ILO

● IMF IFS

● IMF WEO

● IMF WEO forecast



Benin

COVERAGE
1986-2022

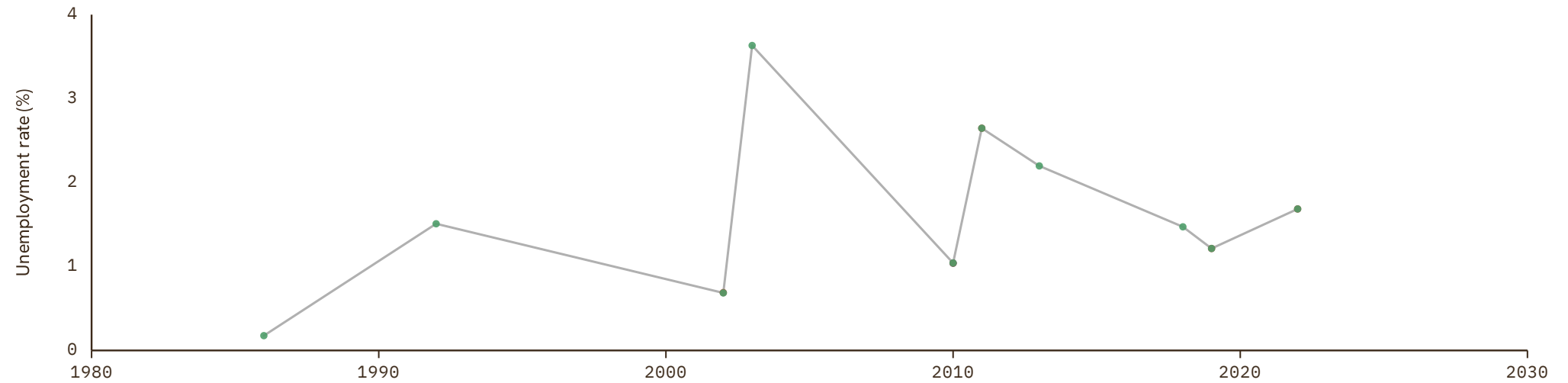
UNIT
in %

1 Source composition

SOURCE	CODE	TIME SPAN	NOTES
International Monetary Fund (2025)	IMF IFS	1986 - 2022	Baseline source, overlaps with anchor year 2018.

2 Harmonised series

— GMD estimate ● AFDB ● ILO ● IMF IFS



Bermuda

COVERAGE
2000–2014

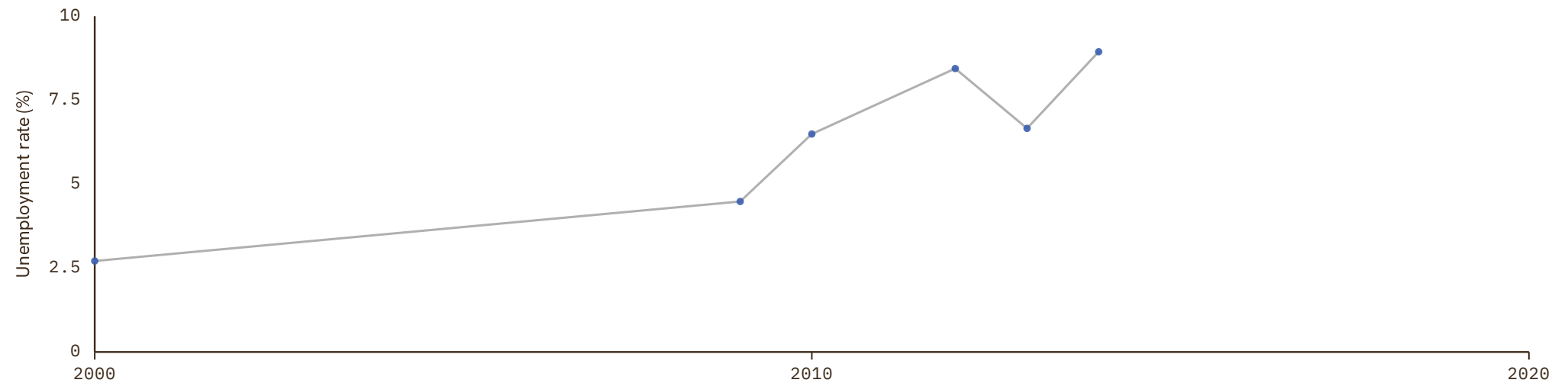
UNIT
in %

1 Source composition

SOURCE	CODE	TIME SPAN	NOTES
Internl Labour Organization (2024)	ILO	2000 - 2014	Replacing using overlapping data in 2015.

2 Harmonised series

— GMD estimate ● ILO



Bhutan

COVERAGE
1998-2024

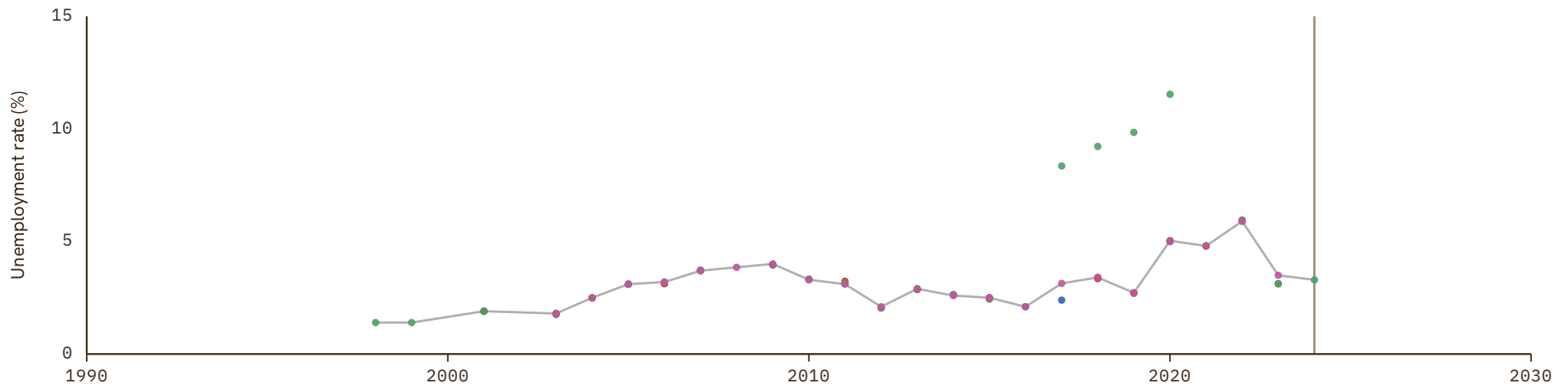
UNIT
in %

1 Source composition

SOURCE	CODE	TIME SPAN	NOTES
International Monetary Fund (2025)	IMF IFS	1998 - 2002	Replacing using overlapping data in 2003.
International Monetary Fund (2025)	IMF WEO	2003 - 2023	Baseline source, overlaps with anchor year 2018.
International Monetary Fund (2025)	IMF IFS	2024 - 2024	Replacing using overlapping data in 2025.

2 Harmonised series

— GMD estimate | Source change ● ADB ● ILO ● IMF IFS ● IMF WEO



Bolivia

COVERAGE
1971-2025

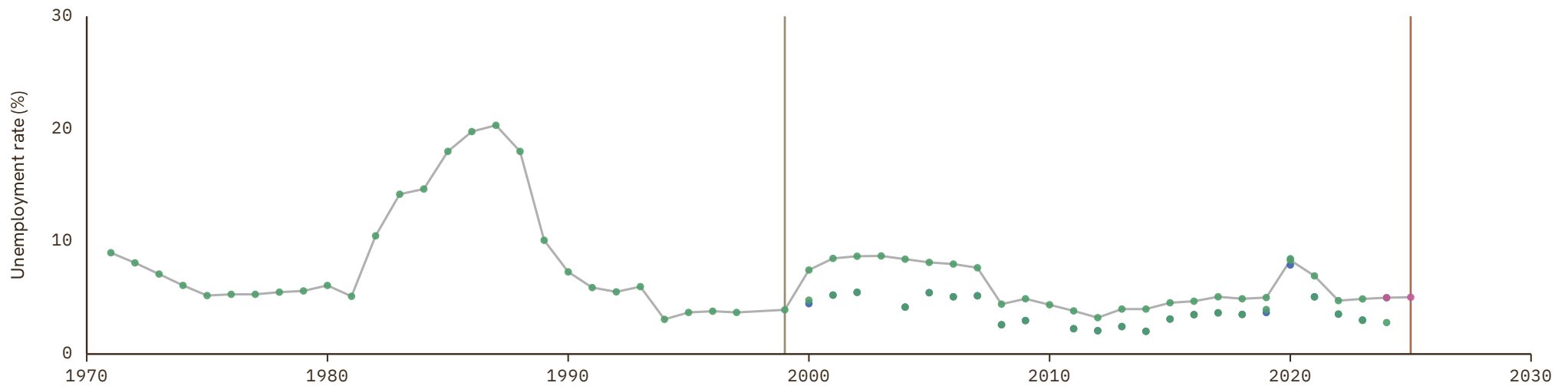
UNIT
in %

1 Source composition

SOURCE	CODE	TIME SPAN	NOTES
International Monetary Fund (2025)	IMF IFS	1971 - 1999	Replacing using overlapping data in 2000.
International Monetary Fund (2025)	IMF WEO	2000 - 2024	Baseline source, overlaps with anchor year 2018.
International Monetary Fund (2025) (forecasts)	IMF WEO forecast	2025 - 2025	Replacing using overlapping data in 2026.

2 Harmonised series

GMD forecast
 — GMD estimate
 | Source change
 ● ILO
 ● IMF IFS
 ● IMF WEO
 ● IMF WEO forecast



Bosnia and Herzegovina

COVERAGE
1991-2030

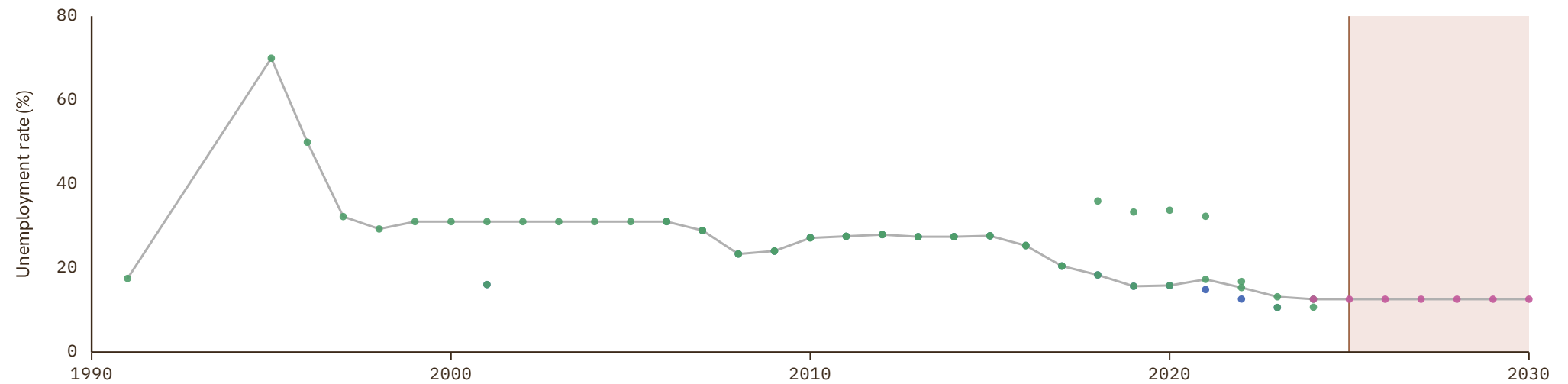
UNIT
in %

1 Source composition

SOURCE	CODE	TIME SPAN	NOTES
International Monetary Fund (2025)	IMF IFS	1991 - 1994	Replacing using overlapping data in 1995.
International Monetary Fund (2025)	IMF WEO	1995 - 2024	Baseline source, overlaps with anchor year 2018.
International Monetary Fund (2025) (forecasts)	IMF WEO forecast	2025 - 2030	Replacing using overlapping data in 2031.

2 Harmonised series

GMD forecast
 — GMD estimate
| Source change
● ILO
● IMF IFS
● IMF WEO
● IMF WEO forecast



Botswana

COVERAGE
1985-2024

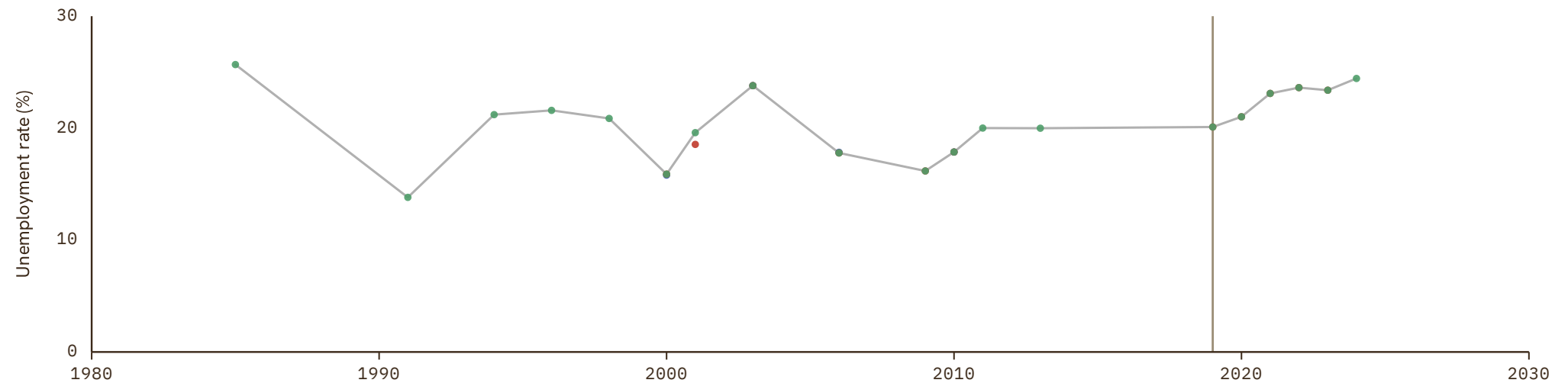
UNIT
in %

1 Source composition

SOURCE	CODE	TIME SPAN	NOTES
International Monetary Fund (2025)	IMF IFS	1985 - 2024	Baseline source, overlaps with anchor year 2018.

2 Harmonised series

— GMD estimate | | Source change ● AFDB ● ILO ● IMF IFS



Brazil

COVERAGE
1984–2030

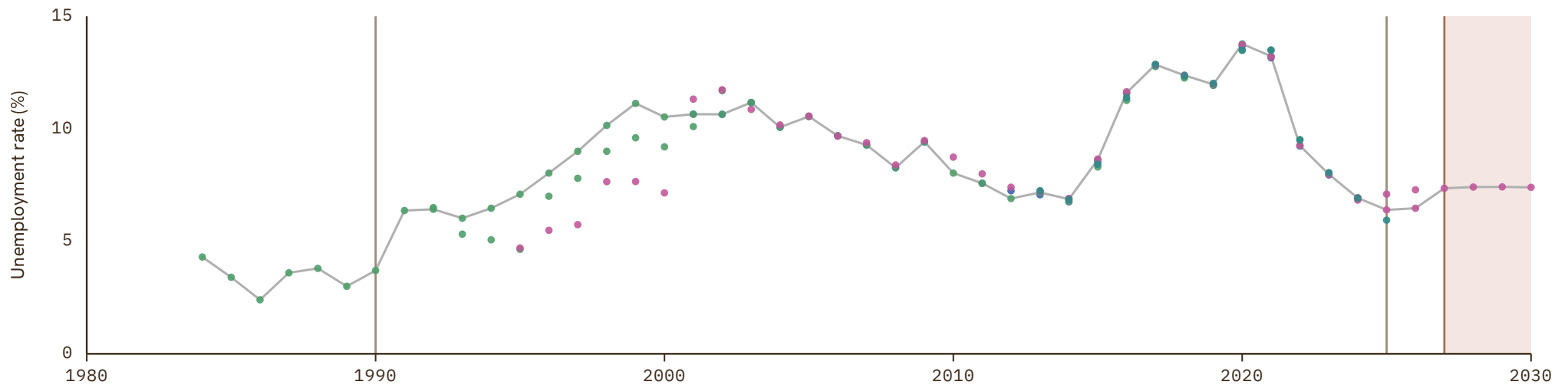
UNIT
in %

1 Source composition

SOURCE	CODE	TIME SPAN	NOTES
International Monetary Fund (2025)	IMF IFS	1984 - 1990	Replacing using overlapping data in 1991.
International Monetary Fund (2025)	IMF WEO	1991 - 2024	Baseline source, overlaps with anchor year 2018.
OECD (2024)	OECD EO	2025 - 2026	Replacing using overlapping data in 2027.
International Monetary Fund (2025) (forecasts)	IMF WEO forecast	2027 - 2030	Replacing using overlapping data in 2031.

2 Harmonised series

GMD forecast
 — GMD estimate
 | Source change
 ● ILO
 ● IMF IFS
 ● IMF WEO
 ● IMF WEO forecast
 ● OECD EO
 ● WB GEM



Brunei

COVERAGE
1975-2030

UNIT
in %

1 Source composition

SOURCE	CODE	TIME SPAN	NOTES
International Monetary Fund (2025)	IMF IFS	1975 - 2010	Replacing using overlapping data in 2011.
International Monetary Fund (2025)	IMF WEO	2011 - 2024	Baseline source, overlaps with anchor year 2018.
International Monetary Fund (2025) (forecasts)	IMF WEO forecast	2025 - 2030	Replacing using overlapping data in 2031.

2 Harmonised series

GMD forecast

 GMD estimate

 Source change

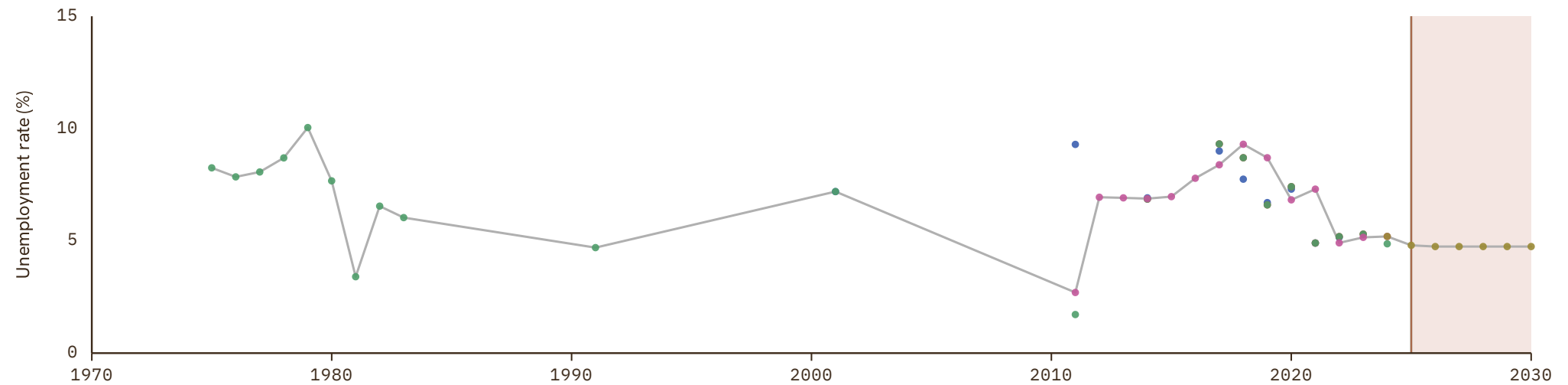
● ADB

● ILO

● IMF IFS

● IMF WEO

● IMF WEO forecast



Bulgaria

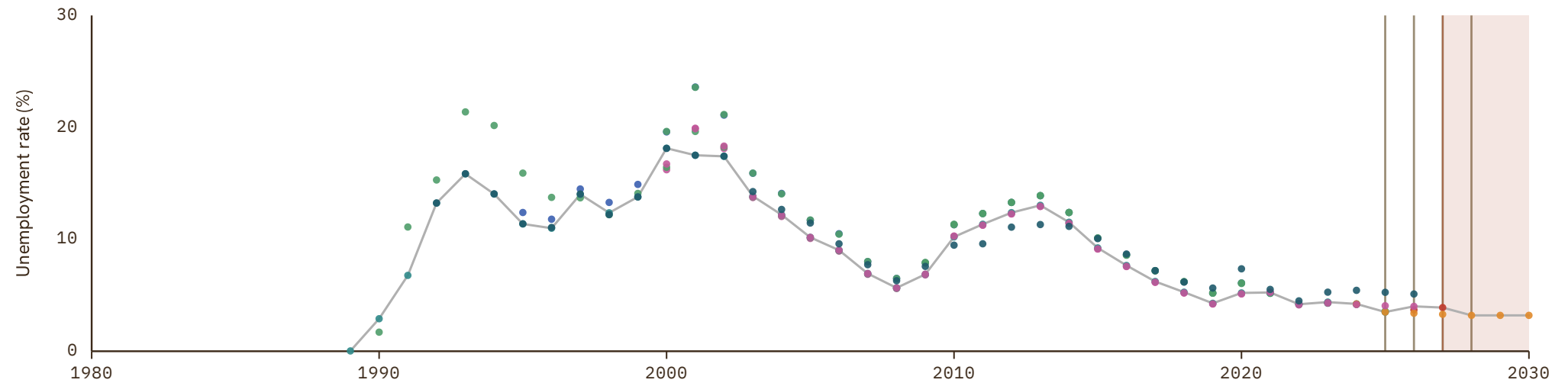
COVERAGE | UNIT
1989-2030 | in %

1 Source composition

SOURCE	CODE	TIME SPAN	NOTES
International Monetary Fund (2025)	IMF WEO	1989 - 2024	Baseline source, overlaps with anchor year 2018.
Eurostat (2025)	EUS	2025 - 2025	Replacing using overlapping data in 2026.
OECD (2024)	OECD EO	2026 - 2026	Replacing using overlapping data in 2027.
AMECO forecast	AMECO forecast	2027 - 2027	Replacing using overlapping data in 2028.
International Monetary Fund (2025) (forecasts)	IMF WEO forecast	2028 - 2030	Replacing using overlapping data in 2031.

2 Harmonised series

■ GMD forecast
 — GMD estimate
 Source change
 ● AMECO
 ● AMECO forecast
 ● EUS
 ● ILO
 ● IMF IFS
 ● IMF WEO
 ● IMF WEO forecast
 ● OECD EO
 ● WB GEM



Burkina Faso

COVERAGE
1985-2024

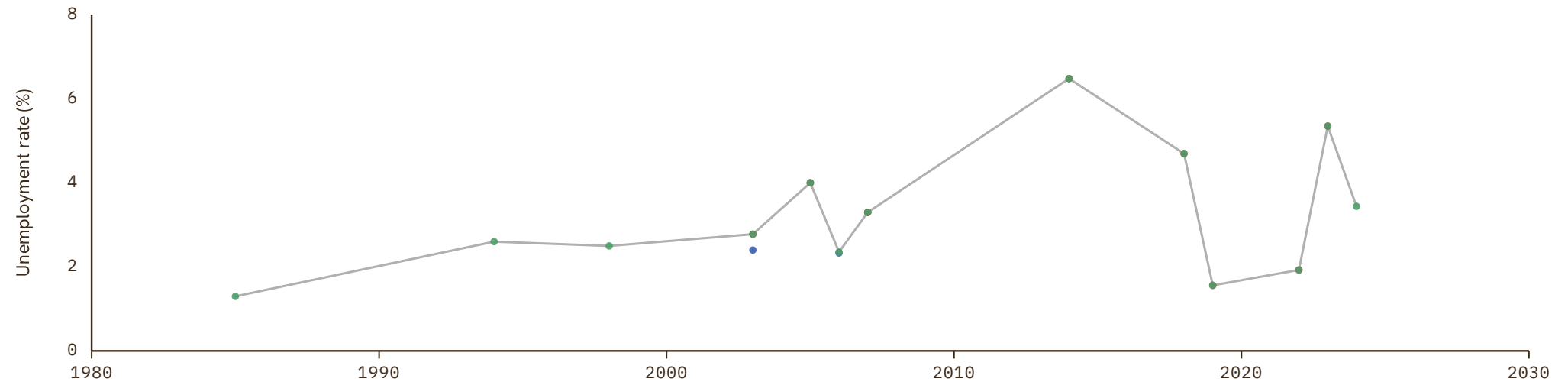
UNIT
in %

1 Source composition

SOURCE	CODE	TIME SPAN	NOTES
International Monetary Fund (2025)	IMF IFS	1985 - 2024	Baseline source, overlaps with anchor year 2018.

2 Harmonised series

— GMD estimate ● AFDB ● ILO ● IMF IFS



Burundi

COVERAGE
1990-2020

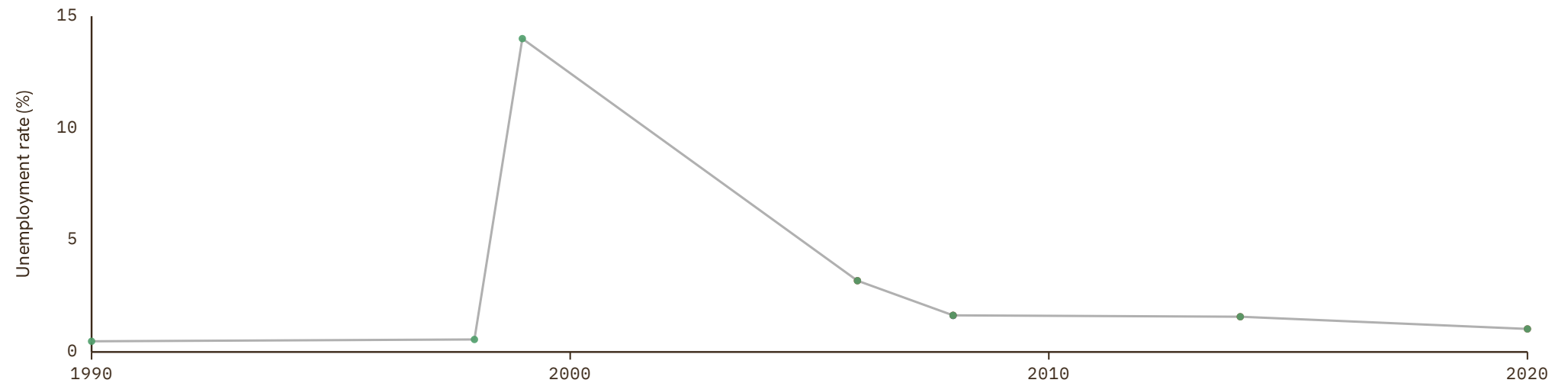
UNIT
in %

1 Source composition

SOURCE	CODE	TIME SPAN	NOTES
International Monetary Fund (2025)	IMF IFS	1990 - 2020	Baseline source, overlaps with anchor year 2018.

2 Harmonised series

— GMD estimate ● AFDB ● ILO ● IMF IFS



Cambodia

COVERAGE
1996-2023

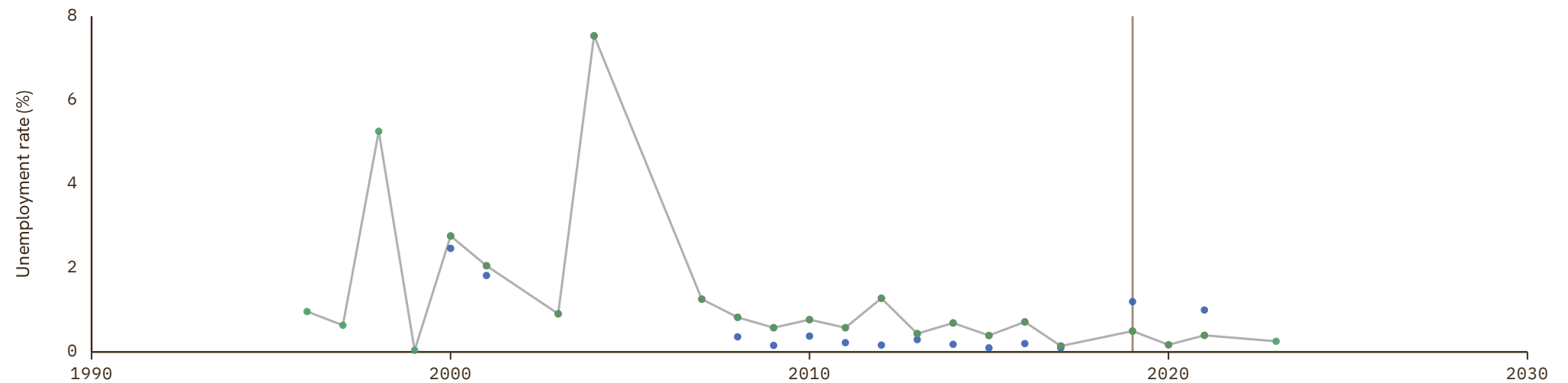
UNIT
in %

1 Source composition

SOURCE	CODE	TIME SPAN	NOTES
International Monetary Fund (2025)	IMF IFS	1996 - 2023	Baseline source, overlaps with anchor year 2018.

2 Harmonised series

— GMD estimate | | Source change ● ADB ● ILO ● IMF IFS



Cameroon

COVERAGE
1996-2021

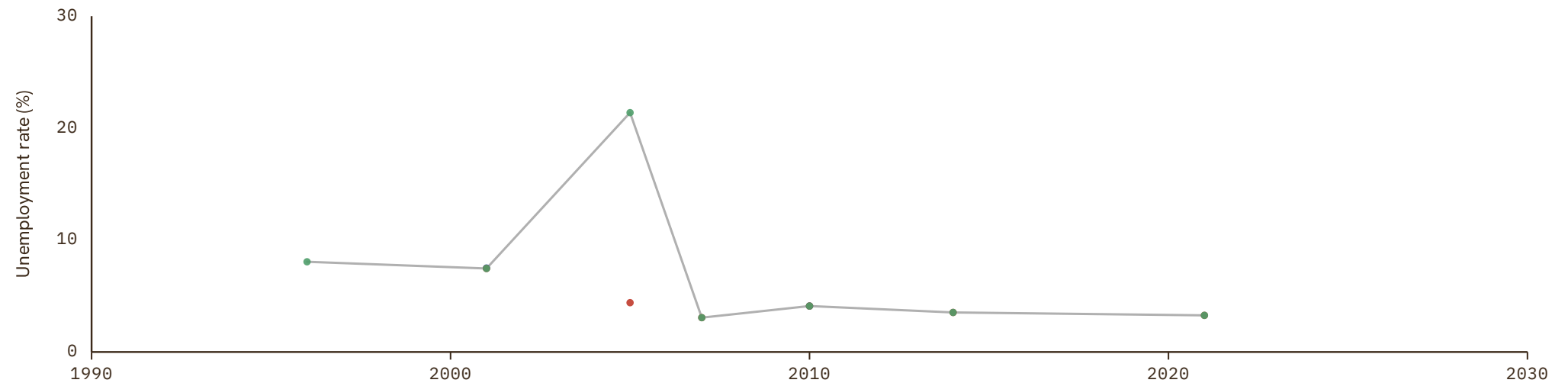
UNIT
in %

1 Source composition

SOURCE	CODE	TIME SPAN	NOTES
International Monetary Fund (2025)	IMF IFS	1996 - 2021	Baseline source, overlaps with anchor year 2018.

2 Harmonised series

— GMD estimate ● AFDB ● ILO ● IMF IFS



Canada

COVERAGE
1916-2030

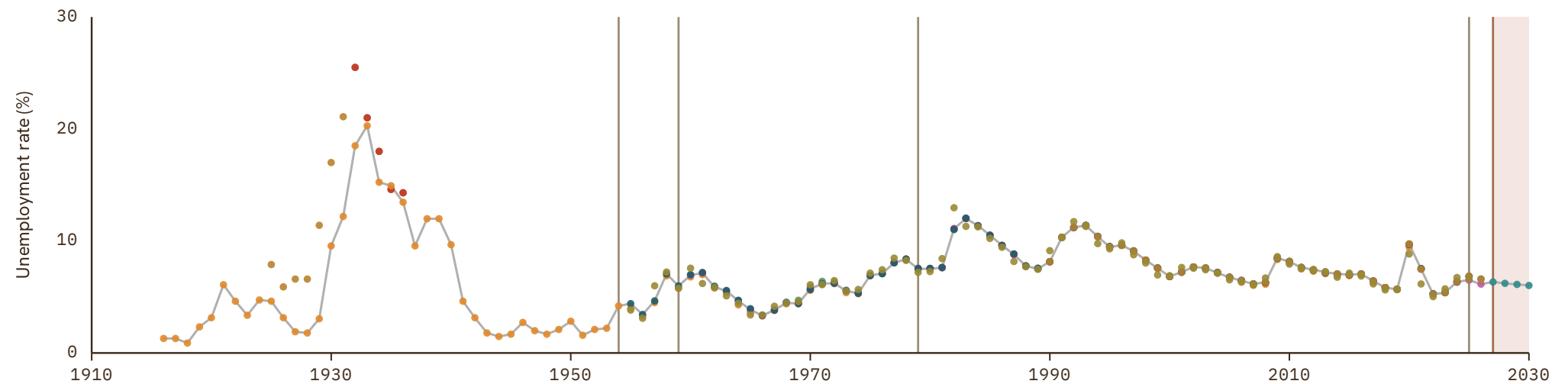
UNIT
in %

1 Source composition

SOURCE	CODE	TIME SPAN	NOTES
Jordá et al. (2017)	JST	1916 - 1954	Replacing using overlapping data in 1955.
OECD (2024)	OECD KEI	1955 - 1959	Replacing using overlapping data in 1960.
OECD (2024)	OECD EO	1960 - 1979	Replacing using overlapping data in 1980.
International Monetary Fund (2025)	IMF WEO	1980 - 2024	Baseline source, overlaps with anchor year 2018.
OECD (2024)	OECD EO	2025 - 2026	Replacing using overlapping data in 2027.
International Monetary Fund (2025) (forecasts)	IMF WEO forecast	2027 - 2030	Replacing using overlapping data in 2031.

2 Harmonised series

■ GMD forecast
 — GMD estimate
 Source change
 ● IHD
 ● IHD 2
 ● ILO
 ● IMF IFS
 ● IMF WEO
 ● IMF WEO forecast
 ● JST
 ● OECD EO
 ● OECD KEI
 ● WB GEM
 ● CS2



Cape Verde

COVERAGE
1980-2030

UNIT
in %

1 Source composition

SOURCE	CODE	TIME SPAN	NOTES
International Monetary Fund (2025)	IMF WEO	1980 - 2024	Baseline source, overlaps with anchor year 2018.
International Monetary Fund (2025) (forecasts)	IMF WEO forecast	2025 - 2030	Replacing using overlapping data in 2031.

2 Harmonised series

GMD forecast

 GMD estimate

 Source change

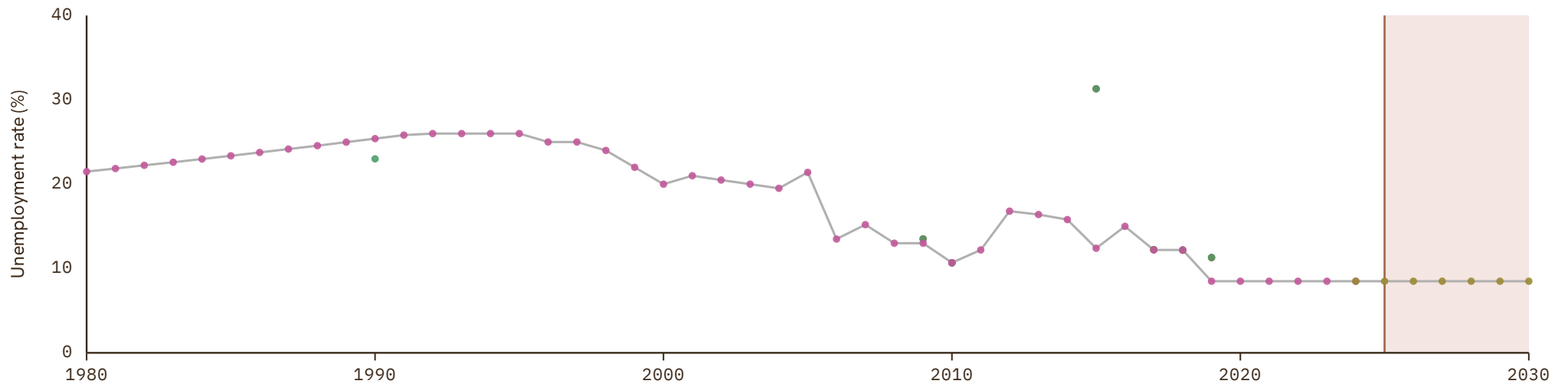
● AFDB

● ILO

● IMF IFS

● IMF WEO

● IMF WEO forecast



Chad

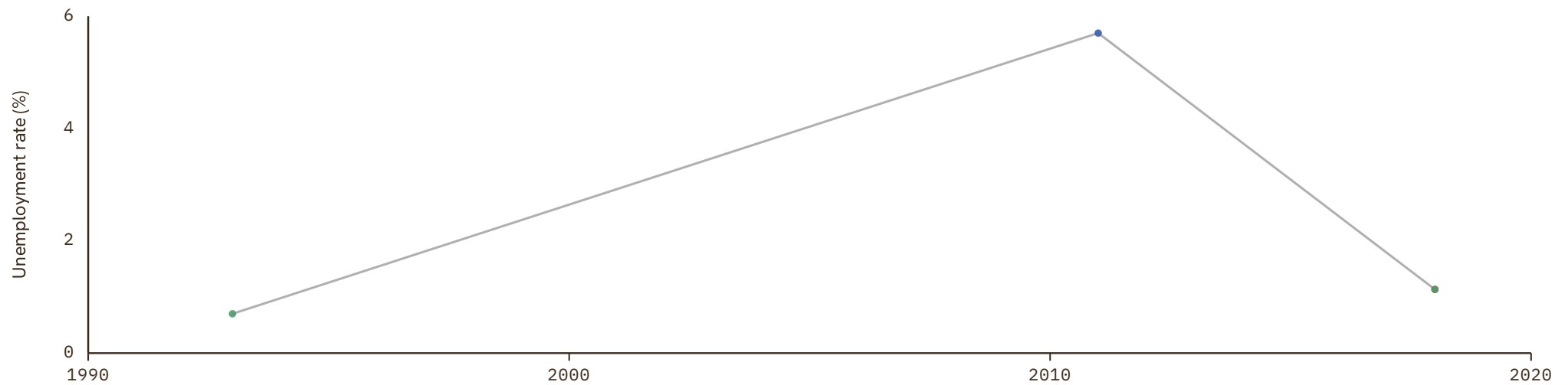
COVERAGE
1993–2018UNIT
in %

1 Source composition

SOURCE	CODE	TIME SPAN	NOTES
International Monetary Fund (2025)	IMF IFS	1993 - 2010	Replacing using overlapping data in 2011.
African Development Bank (2018)	AFDB	2011 - 2017	Replacing using overlapping data in 2018.
International Monetary Fund (2025)	IMF IFS	2018 - 2018	Replacing using overlapping data in 2019.

2 Harmonised series

— GMD estimate ● AFDB ● ILO ● IMF IFS



Chile

COVERAGE
1975-2030

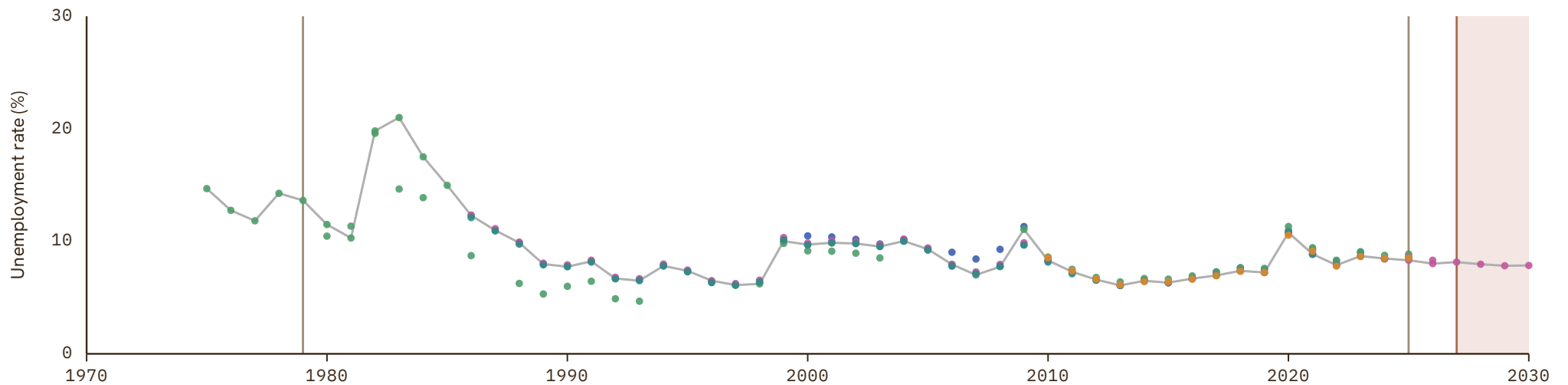
UNIT
in %

1 Source composition

SOURCE	CODE	TIME SPAN	NOTES
International Monetary Fund (2025)	IMF IFS	1975 - 1979	Replacing using overlapping data in 1980.
International Monetary Fund (2025)	IMF WEO	1980 - 2024	Baseline source, overlaps with anchor year 2018.
OECD (2024)	OECD EO	2025 - 2026	Replacing using overlapping data in 2027.
International Monetary Fund (2025) (forecasts)	IMF WEO forecast	2027 - 2030	Replacing using overlapping data in 2031.

2 Harmonised series

GMD forecast
 — GMD estimate
 | Source change
 ● ILO
 ● IMF IFS
 ● IMF WEO
 ● IMF WEO forecast
 ● OECD EO
 ● OECD KEI
 ● WB GEM



China

COVERAGE
1952–2030

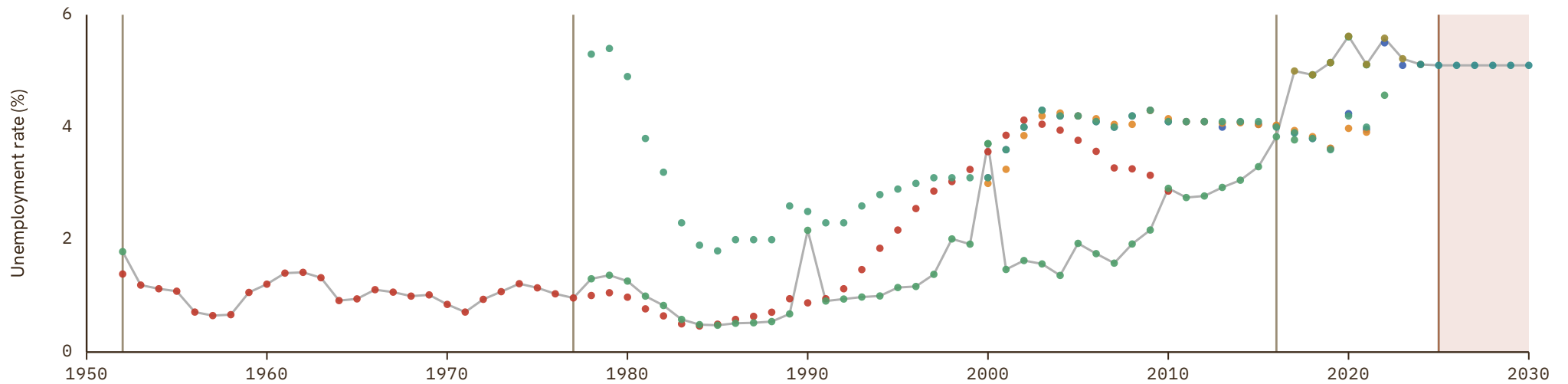
UNIT
in %

1 Source composition

SOURCE	CODE	TIME SPAN	NOTES
International Monetary Fund (2025)	IMF IFS	1952 - 1952	Replacing using overlapping data in 1953.
IEC (2020)	AHSTAT	1953 - 1977	Replacing using overlapping data in 1978.
International Monetary Fund (2025)	IMF IFS	1978 - 2016	Replacing using overlapping data in 2017.
International Monetary Fund (2025)	IMF WEO	2017 - 2024	Baseline source, overlaps with anchor year 2018.
International Monetary Fund (2025) (forecasts)	IMF WEO forecast	2025 - 2030	Replacing using overlapping data in 2031.

2 Harmonised series

GMD forecast
 — GMD estimate
 | Source change
 ● ADB
 ● AHSTAT
 ● ILO
 ● IMF IFS
 ● IMF WEO
 ● IMF WEO forecast
 ● WB GEM
 ● CS1



Colombia

COVERAGE
1975-2030

UNIT
in %

1 Source composition

SOURCE	CODE	TIME SPAN	NOTES
International Monetary Fund (2025)	IMF IFS	1975 - 1979	Replacing using overlapping data in 1980.
International Monetary Fund (2025)	IMF WEO	1980 - 2024	Baseline source, overlaps with anchor year 2018.
OECD (2024)	OECD EO	2025 - 2026	Replacing using overlapping data in 2027.
International Monetary Fund (2025) (forecasts)	IMF WEO forecast	2027 - 2030	Replacing using overlapping data in 2031.

2 Harmonised series

GMD forecast
 — GMD estimate
| Source change
● ILO
● IMF IFS
● IMF WEO
● IMF WEO forecast
● OECD EO
● OECD KEI
● WB GEM



Costa Rica

COVERAGE
1976-2030

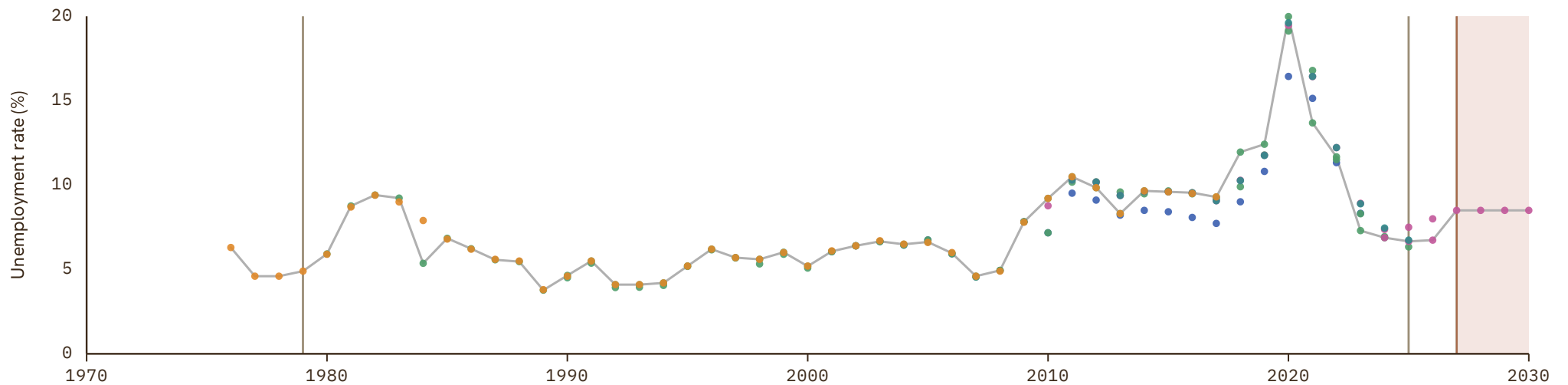
UNIT
in %

1 Source composition

SOURCE	CODE	TIME SPAN	NOTES
Consejo Monetario Centroamericano (2017)	SECMCA HIST	1976 - 1979	Replacing using overlapping data in 1980.
International Monetary Fund (2025)	IMF WEO	1980 - 2024	Baseline source, overlaps with anchor year 2018.
OECD (2024)	OECD EO	2025 - 2026	Replacing using overlapping data in 2027.
International Monetary Fund (2025) (forecasts)	IMF WEO forecast	2027 - 2030	Replacing using overlapping data in 2031.

2 Harmonised series

GMD forecast
 — GMD estimate
 | Source change
 ● ILO
 ● IMF IFS
 ● IMF WEO
 ● IMF WEO forecast
 ● OECD EO
 ● OECD KEI
 ● SECMCA HIST



Croatia

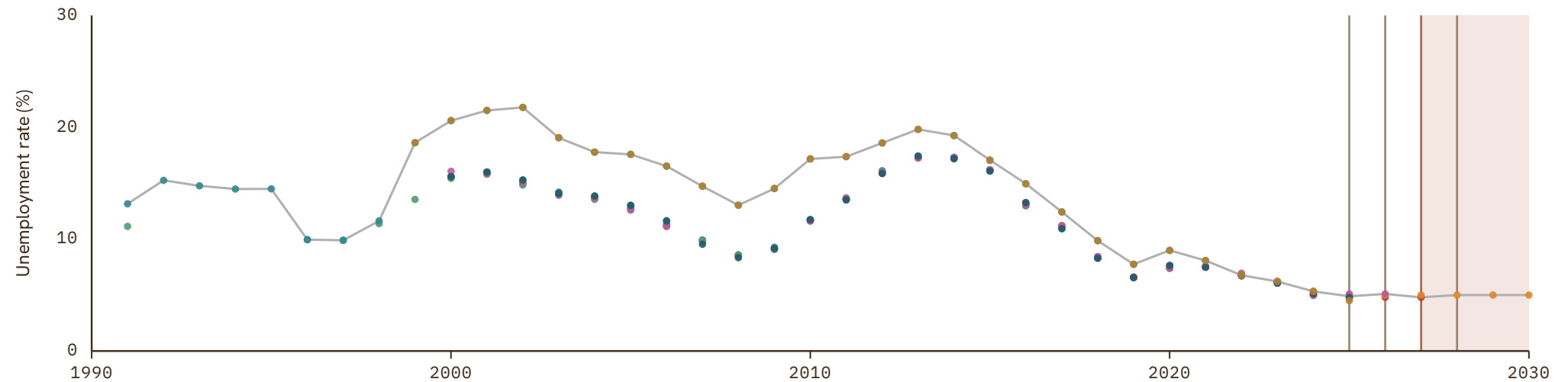
COVERAGE | UNIT
1991-2030 | in %

1 Source composition

SOURCE	CODE	TIME SPAN	NOTES
International Monetary Fund (2025)	IMF WEO	1991 - 2024	Baseline source, overlaps with anchor year 2018.
Eurostat (2025)	EUS	2025 - 2025	Replacing using overlapping data in 2026.
OECD (2024)	OECD EO	2026 - 2026	Replacing using overlapping data in 2027.
AMECO forecast	AMECO forecast	2027 - 2027	Replacing using overlapping data in 2028.
International Monetary Fund (2025) (forecasts)	IMF WEO forecast	2028 - 2030	Replacing using overlapping data in 2031.

2 Harmonised series

■ GMD forecast
 — GMD estimate
 | Source change
 ● AMECO
 ● AMECO forecast
 ● EUS
 ● ILO
 ● IMF IFS
 ● IMF WEO
 ● IMF WEO forecast
 ● OECD EO
 ● OECD KEI
 ● WB GEM



Cuba

COVERAGE
2000-2018

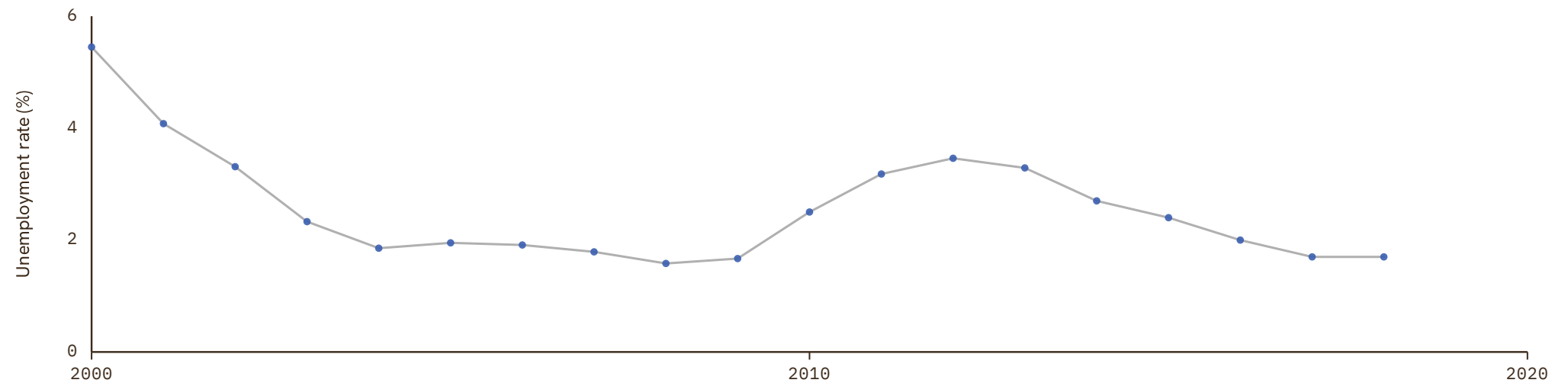
UNIT
in %

1 Source composition

SOURCE	CODE	TIME SPAN	NOTES
Internl Labour Organization (2024)	ILO	2000 - 2018	Replacing using overlapping data in 2019.

2 Harmonised series

— GMD estimate ● ILO



Cyprus

COVERAGE
1975-2030

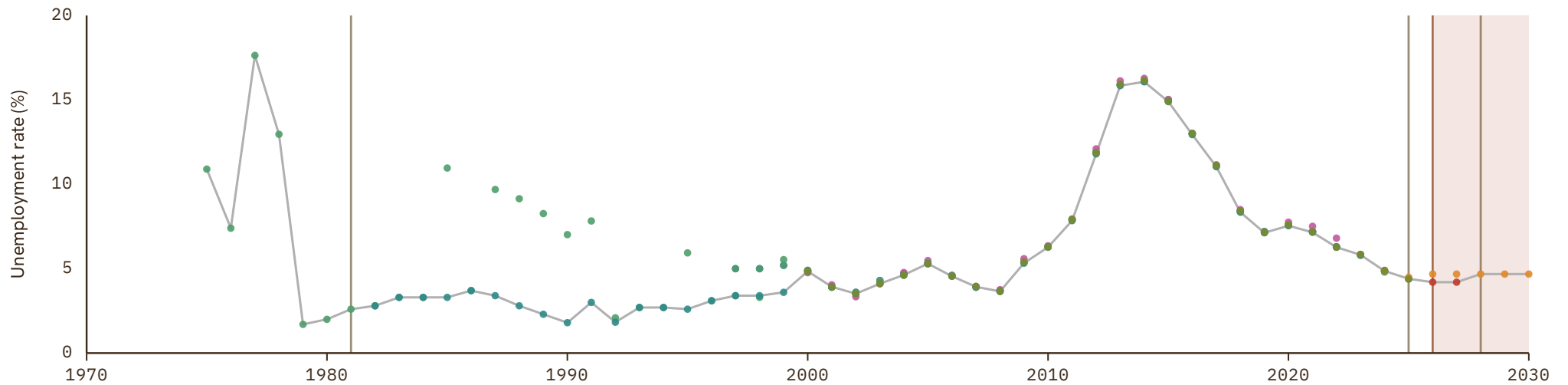
UNIT
in %

1 Source composition

SOURCE	CODE	TIME SPAN	NOTES
International Monetary Fund (2025)	IMF IFS	1975 - 1981	Replacing using overlapping data in 1982.
International Monetary Fund (2025)	IMF WEO	1982 - 2024	Baseline source, overlaps with anchor year 2018.
Eurostat (2025)	EUS	2025 - 2025	Replacing using overlapping data in 2026.
AMECO forecast	AMECO forecast	2026 - 2027	Replacing using overlapping data in 2028.
International Monetary Fund (2025) (forecasts)	IMF WEO forecast	2028 - 2030	Replacing using overlapping data in 2031.

2 Harmonised series

GMD forecast
 — GMD estimate
 | Source change
 ● AMECO
 ● AMECO forecast
 ● EUS
 ● ILO
 ● IMF IFS
 ● IMF WEO
 ● IMF WEO forecast
 ● WB GEM



Czech Republic

COVERAGE
1990–2030

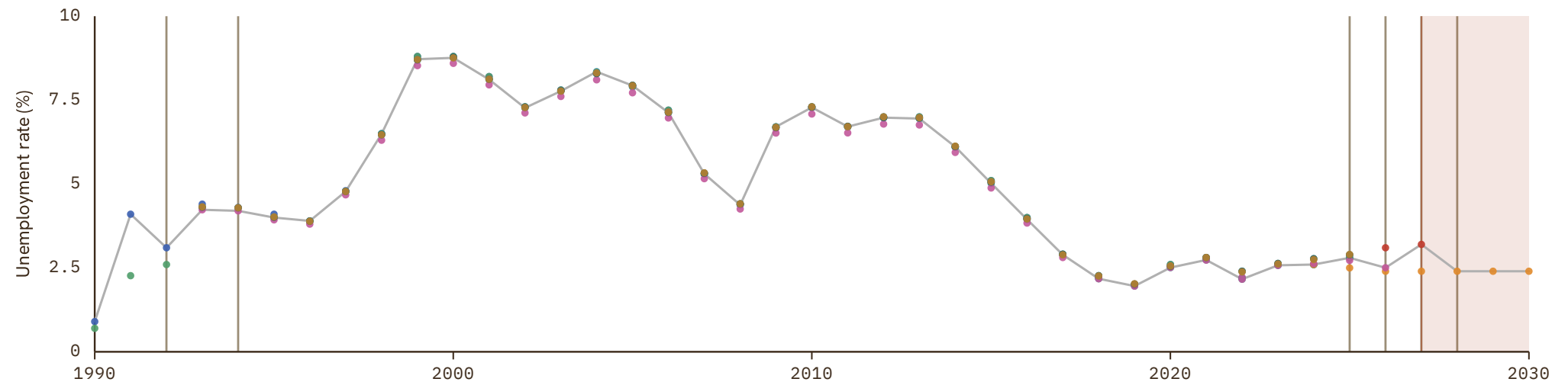
UNIT
in %

1 Source composition

SOURCE	CODE	TIME SPAN	NOTES
European Commission (2024)	AMECO	1990 - 1992	Replacing using overlapping data in 1993.
OECD (2024)	OECD EO	1993 - 1994	Replacing using overlapping data in 1995.
International Monetary Fund (2025)	IMF WEO	1995 - 2024	Baseline source, overlaps with anchor year 2018.
Eurostat (2025)	EUS	2025 - 2025	Replacing using overlapping data in 2026.
OECD (2024)	OECD EO	2026 - 2026	Replacing using overlapping data in 2027.
AMECO forecast	AMECO forecast	2027 - 2027	Replacing using overlapping data in 2028.
International Monetary Fund (2025) (forecasts)	IMF WEO forecast	2028 - 2030	Replacing using overlapping data in 2031.

2 Harmonised series

GMD forecast
 GMD estimate
 Source change
● AMECO
● AMECO forecast
● EUS
● ILO
● IMF IFS
● IMF WEO
● IMF WEO forecast
● OECD EO
● OECD KEI
● WB GEM



Democratic Republic of the Congo

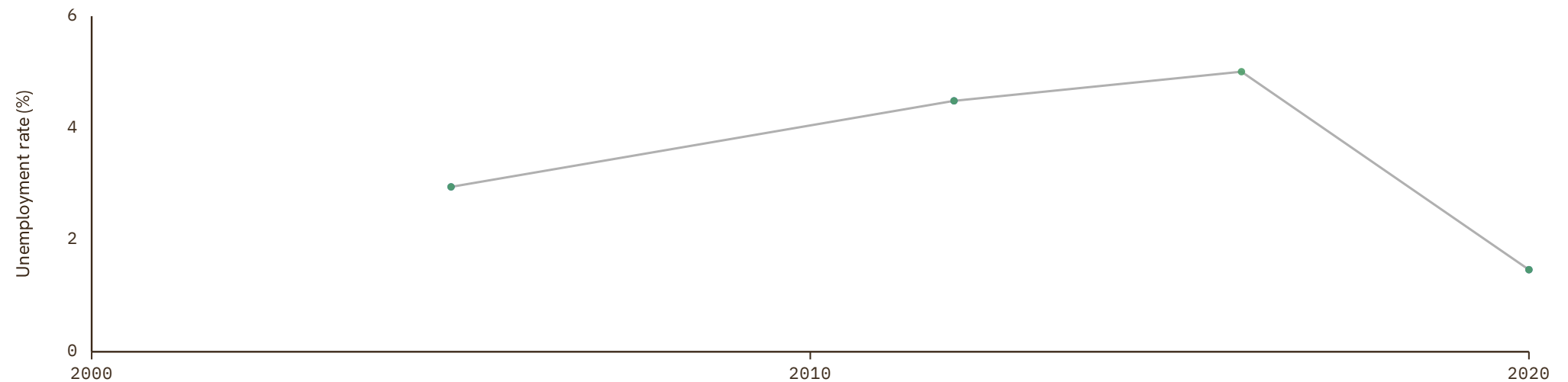
COVERAGE
2005–2020UNIT
in %

1 Source composition

SOURCE	CODE	TIME SPAN	NOTES
International Monetary Fund (2025)	IMF IFS	2005 - 2020	Baseline source, overlaps with anchor year 2018.

2 Harmonised series

— GMD estimate ● ILO ● IMF IFS



Denmark

COVERAGE
1874-2030

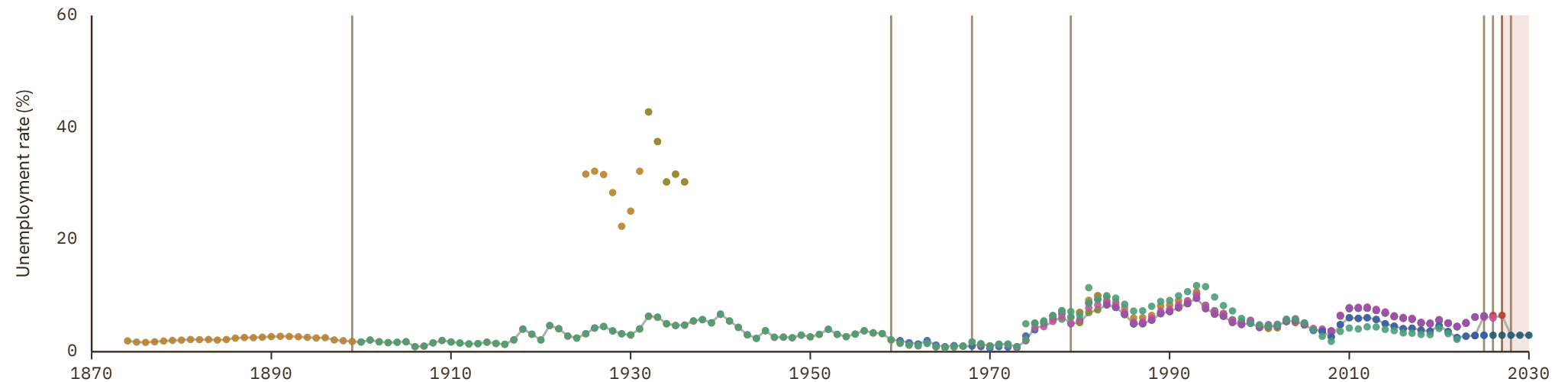
UNIT
in %

1 Source composition

SOURCE	CODE	TIME SPAN	NOTES
Jordá et al. (2017)	JST	1874 - 1899	Replacing using overlapping data in 1900.
Abildgren (2017)	CS1 DNK	1900 - 1959	Replacing using overlapping data in 1960.
European Commission (2024)	AMECO	1960 - 1968	Replacing using overlapping data in 1969.
OECD (2024)	OECD EO	1969 - 1979	Replacing using overlapping data in 1980.
International Monetary Fund (2025)	IMF WEO	1980 - 2024	Baseline source, overlaps with anchor year 2018.
Eurostat (2025)	EUS	2025 - 2025	Replacing using overlapping data in 2026.
OECD (2024)	OECD EO	2026 - 2026	Replacing using overlapping data in 2027.
AMECO forecast	AMECO forecast	2027 - 2027	Replacing using overlapping data in 2028.
International Monetary Fund (2025) (forecasts)	IMF WEO forecast	2028 - 2030	Replacing using overlapping data in 2031.

2 Harmonised series

GMD forecast
 GMD estimate
 | Source change
 ● AMECO
 ● AMECO forecast
 ● EUS
 ● IHD
 ● IHD 2
 ● ILO
 ● IMF IFS
 ● IMF WEO
 ● IMF WEO forecast
 ● JST
 ● OECD EO
 ● OECD KEI
 ● WB GEM
 ● CS1



Djibouti

COVERAGE
2017-2017UNIT
in %

1 Source composition

SOURCE	CODE	TIME SPAN	NOTES
International Monetary Fund (2025)	IMF IFS	2017 - 2017	Replacing using overlapping data in 2018.

2 Harmonised series

— GMD estimate ● ILO ● IMF IFS



Dominica

COVERAGE
1989–2001

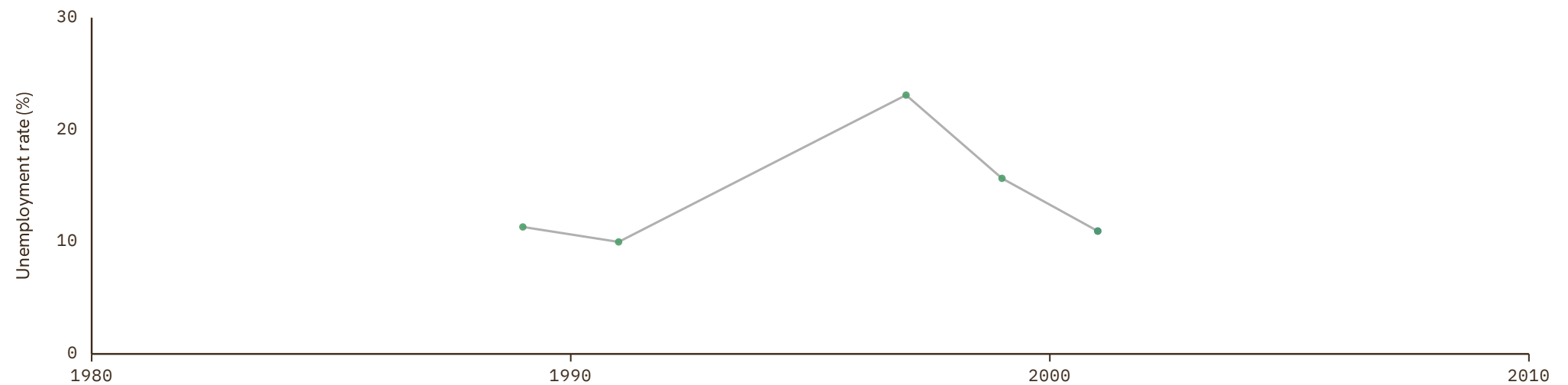
UNIT
in %

1 Source composition

SOURCE	CODE	TIME SPAN	NOTES
International Monetary Fund (2025)	IMF IFS	1989 - 2001	Replacing using overlapping data in 2002.

2 Harmonised series

— GMD estimate ● ILO ● IMF IFS



Dominican Republic

COVERAGE
1991-2030

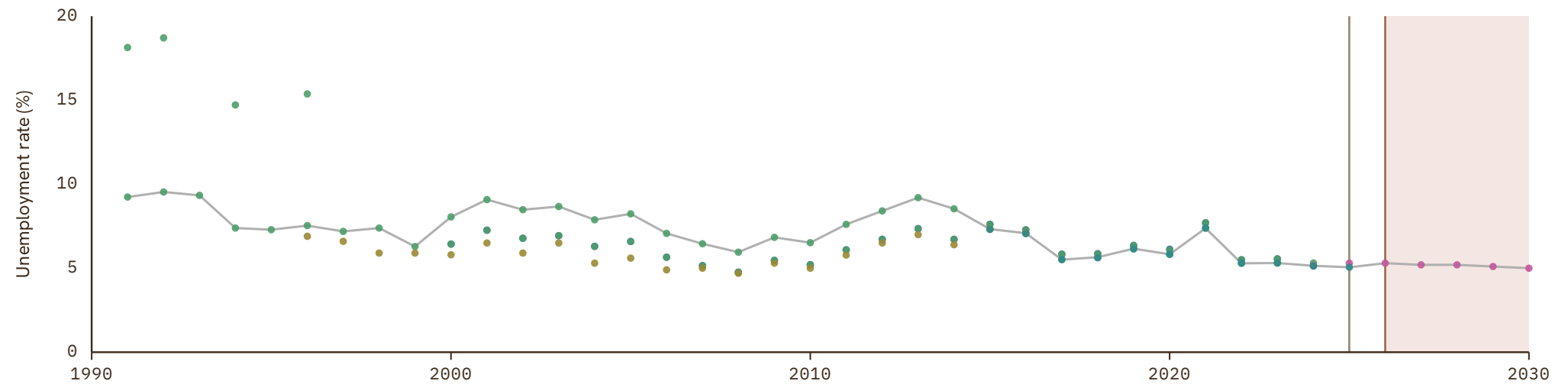
UNIT
in %

1 Source composition

SOURCE	CODE	TIME SPAN	NOTES
International Monetary Fund (2025)	IMF WEO	1991 - 2024	Baseline source, overlaps with anchor year 2018.
World Bank (2026)	WB GEM	2025 - 2025	Replacing using overlapping data in 2026.
International Monetary Fund (2025) (forecasts)	IMF WEO forecast	2026 - 2030	Replacing using overlapping data in 2031.

2 Harmonised series

GMD forecast
 — GMD estimate
| Source change
● ILO
● IMF IFS
● IMF WEO
● IMF WEO forecast
● SECMCA HIST
● WB GEM



Ecuador

COVERAGE
1974-2030

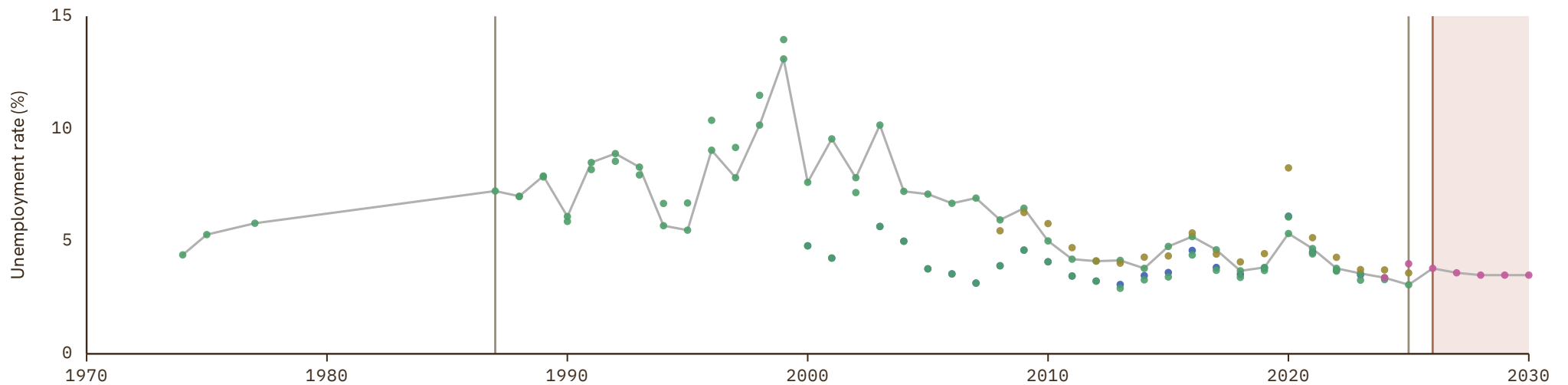
UNIT
in %

1 Source composition

SOURCE	CODE	TIME SPAN	NOTES
International Monetary Fund (2025)	IMF IFS	1974 - 1987	Replacing using overlapping data in 1988.
International Monetary Fund (2025)	IMF WEO	1988 - 2024	Baseline source, overlaps with anchor year 2018.
International Monetary Fund (2025)	IMF IFS	2025 - 2025	Replacing using overlapping data in 2026.
International Monetary Fund (2025) (forecasts)	IMF WEO forecast	2026 - 2030	Replacing using overlapping data in 2031.

2 Harmonised series

GMD forecast
 — GMD estimate
 | Source change
 ● ILO
 ● IMF IFS
 ● IMF WEO
 ● IMF WEO forecast
 ● WB GEM



Egypt

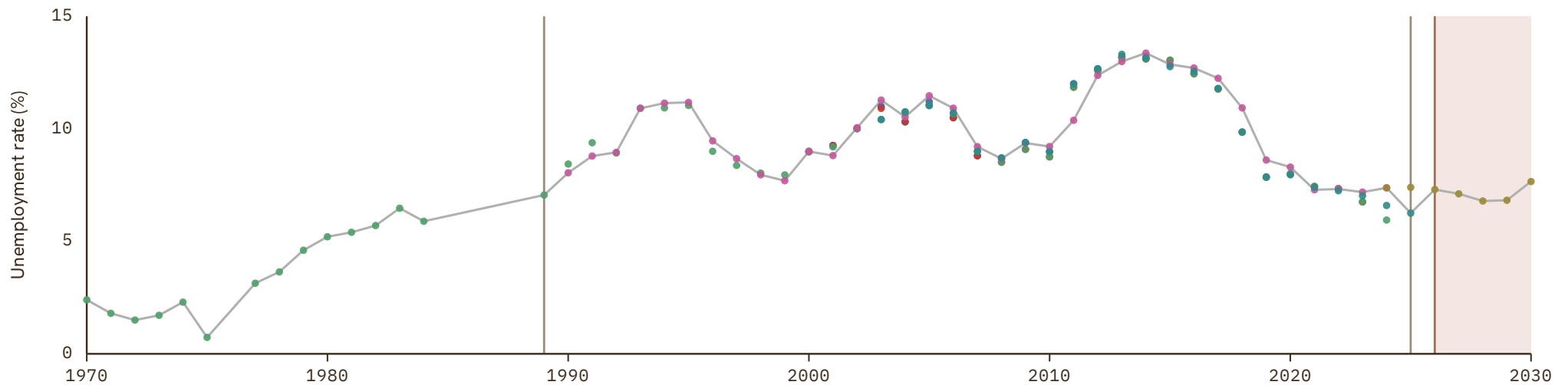
COVERAGE | UNIT
1970-2030 | in %

1 Source composition

SOURCE	CODE	TIME SPAN	NOTES
International Monetary Fund (2025)	IMF IFS	1970 - 1989	Replacing using overlapping data in 1990.
International Monetary Fund (2025)	IMF WEO	1990 - 2024	Baseline source, overlaps with anchor year 2018.
World Bank (2026)	WB GEM	2025 - 2025	Replacing using overlapping data in 2026.
International Monetary Fund (2025) (forecasts)	IMF WEO forecast	2026 - 2030	Replacing using overlapping data in 2031.

2 Harmonised series

GMD forecast
 — GMD estimate
| Source change
● AFDB
● ILO
● IMF IFS
● IMF WEO
● IMF WEO forecast
● WB GEM



El Salvador

COVERAGE
1978-2030

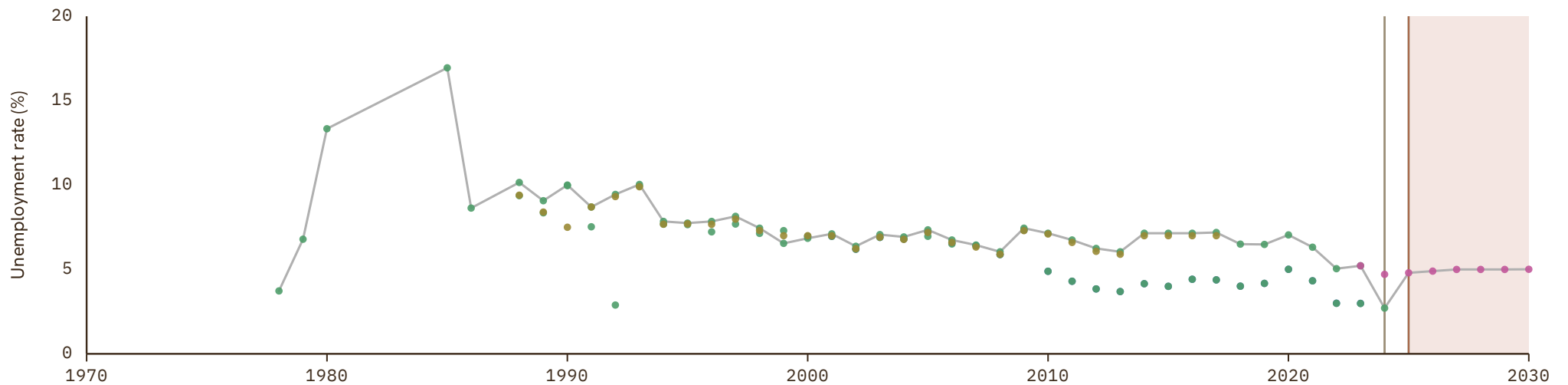
UNIT
in %

1 Source composition

SOURCE	CODE	TIME SPAN	NOTES
International Monetary Fund (2025)	IMF IFS	1978 - 1987	Replacing using overlapping data in 1988.
International Monetary Fund (2025)	IMF WEO	1988 - 2023	Baseline source, overlaps with anchor year 2018.
International Monetary Fund (2025)	IMF IFS	2024 - 2024	Replacing using overlapping data in 2025.
International Monetary Fund (2025) (forecasts)	IMF WEO forecast	2025 - 2030	Replacing using overlapping data in 2031.

2 Harmonised series

■ GMD forecast
 — GMD estimate
 Source change
 ● ILO
 ● IMF IFS
 ● IMF WEO
 ● IMF WEO forecast
 ● SECMCA HIST



Equatorial Guinea

COVERAGE
1983–1983UNIT
in %

1 Source composition

SOURCE	CODE	TIME SPAN	NOTES
International Monetary Fund (2025)	IMF IFS	1983 - 1983	Replacing using overlapping data in 1984.

2 Harmonised series

— GMD estimate ● IMF IFS



Estonia

COVERAGE
1989-2030

UNIT
in %

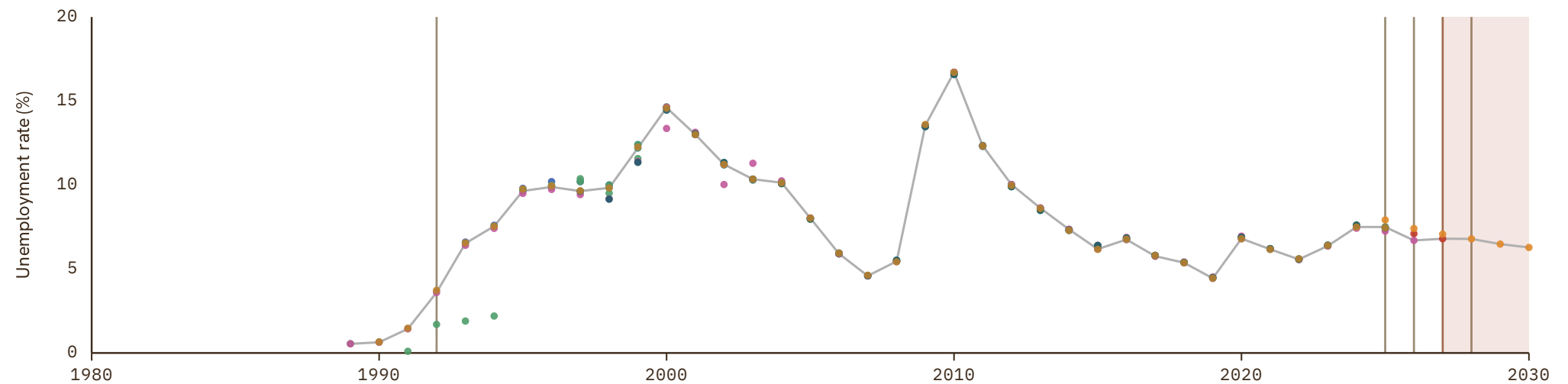
1 Source composition

SOURCE	CODE	TIME SPAN	NOTES
OECD (2024)	OECD EO	1989 - 1992	Replacing using overlapping data in 1993.
International Monetary Fund (2025)	IMF WEO	1993 - 2024	Baseline source, overlaps with anchor year 2018.
Eurostat (2025)	EUS	2025 - 2025	Replacing using overlapping data in 2026.
OECD (2024)	OECD EO	2026 - 2026	Replacing using overlapping data in 2027.
AMECO forecast	AMECO forecast	2027 - 2027	Replacing using overlapping data in 2028.
International Monetary Fund (2025) (forecasts)	IMF WEO forecast	2028 - 2030	Replacing using overlapping data in 2031.

2 Harmonised series

GMD forecast
 — GMD estimate
| Source change
● AMECO
● AMECO forecast
● EUS
● ILO
● IMF IFS
● IMF WEO
● IMF WEO forecast
● OECD EO

● OECD KEI
● WB GEM



Eswatini

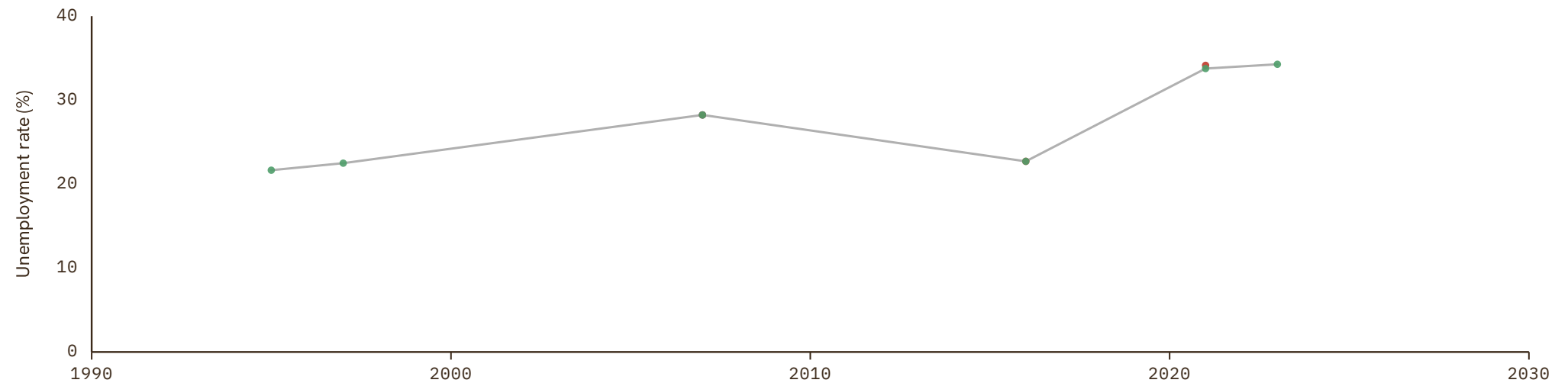
COVERAGE
1995–2023UNIT
in %

1 Source composition

SOURCE	CODE	TIME SPAN	NOTES
International Monetary Fund (2025)	IMF IFS	1995 - 2023	Baseline source, overlaps with anchor year 2018.

2 Harmonised series

— GMD estimate ● AFDB ● ILO ● IMF IFS



Ethiopia

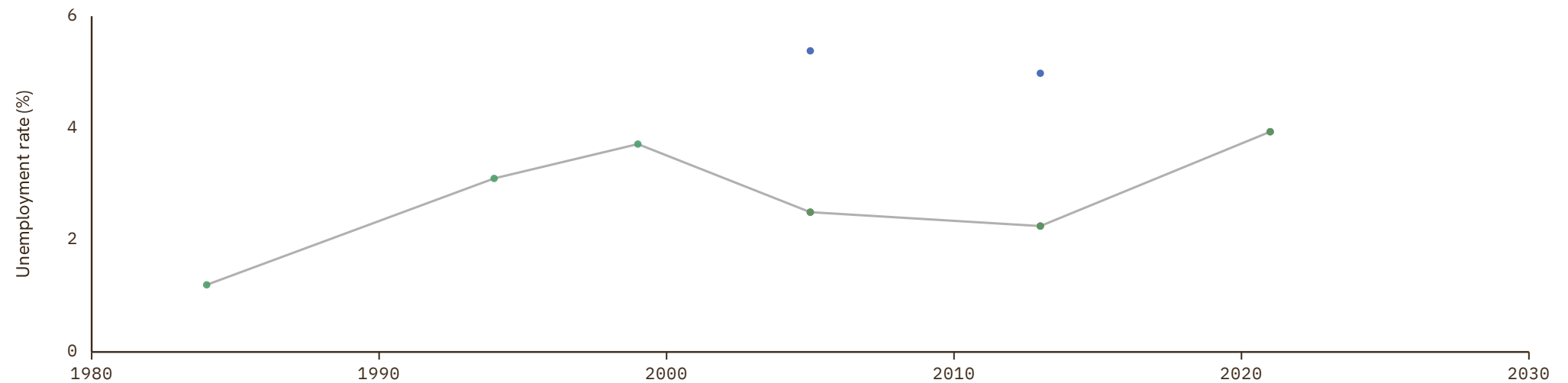
COVERAGE
1984–2021UNIT
in %

1 Source composition

SOURCE	CODE	TIME SPAN	NOTES
International Monetary Fund (2025)	IMF IFS	1984 - 2021	Baseline source, overlaps with anchor year 2018.

2 Harmonised series

— GMD estimate ● AFDB ● ILO ● IMF IFS



Fiji

COVERAGE
1982-2030

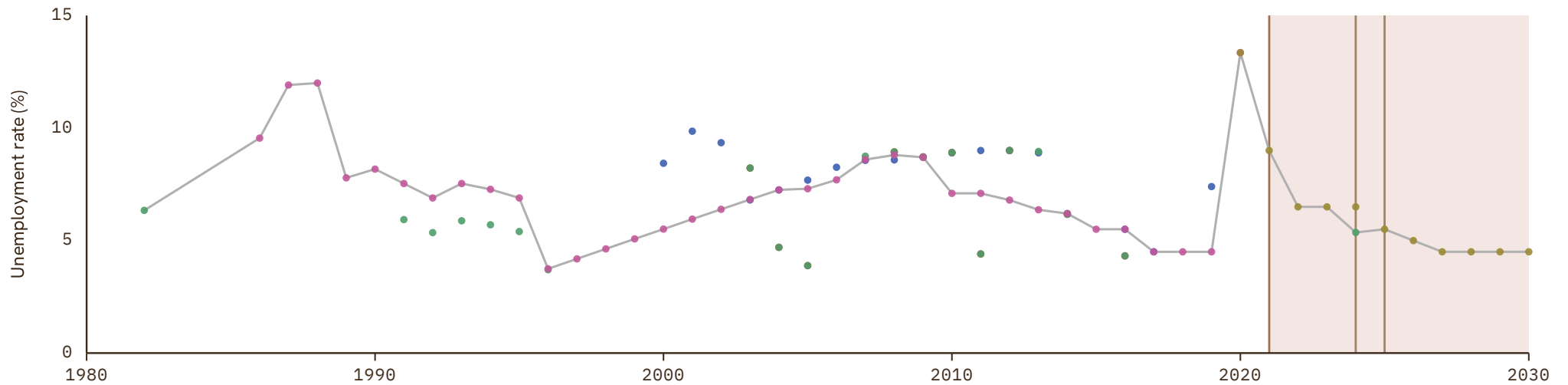
UNIT
in %

1 Source composition

SOURCE	CODE	TIME SPAN	NOTES
International Monetary Fund (2025)	IMF IFS	1982 - 1985	Replacing using overlapping data in 1986.
International Monetary Fund (2025)	IMF WEO	1986 - 2020	Baseline source, overlaps with anchor year 2018.
International Monetary Fund (2025) (forecasts)	IMF WEO forecast	2021 - 2023	Replacing using overlapping data in 2024.
International Monetary Fund (2025)	IMF IFS	2024 - 2024	Replacing using overlapping data in 2025.
International Monetary Fund (2025) (forecasts)	IMF WEO forecast	2025 - 2030	Replacing using overlapping data in 2031.

2 Harmonised series

■ GMD forecast
 — GMD estimate
 Source change
 ● ADB
 ● ILO
 ● IMF IFS
 ● IMF WEO
 ● IMF WEO forecast



Finland

COVERAGE
1920-2030

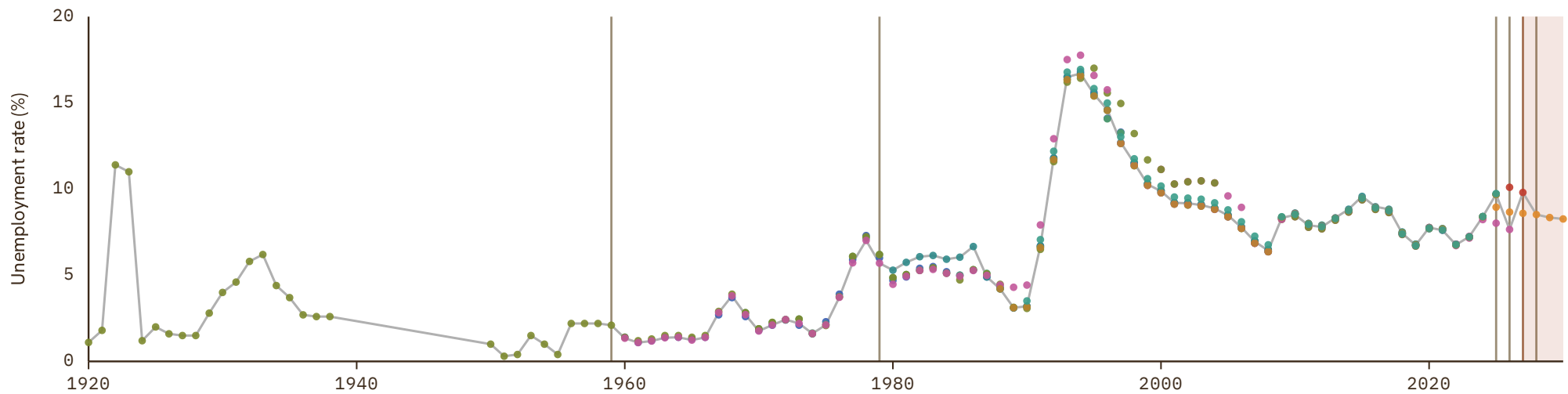
UNIT
in %

1 Source composition

SOURCE	CODE	TIME SPAN	NOTES
Jordá et al. (2017)	JST	1920 - 1959	Replacing using overlapping data in 1960.
OECD (2024)	OECD EO	1960 - 1979	Replacing using overlapping data in 1980.
International Monetary Fund (2025)	IMF WEO	1980 - 2024	Baseline source, overlaps with anchor year 2018.
Eurostat (2025)	EUS	2025 - 2025	Replacing using overlapping data in 2026.
OECD (2024)	OECD EO	2026 - 2026	Replacing using overlapping data in 2027.
AMECO forecast	AMECO forecast	2027 - 2027	Replacing using overlapping data in 2028.
International Monetary Fund (2025) (forecasts)	IMF WEO forecast	2028 - 2030	Replacing using overlapping data in 2031.

2 Harmonised series

GMD forecast
 GMD estimate
 Source change
 ● AMECO
 ● AMECO forecast
 ● EUS
 ● ILO
 ● IMF IFS
 ● IMF WEO
 ● IMF WEO forecast
 ● JST
 ● OECD EO
 ● OECD KEI
 ● WB GEM



France

COVERAGE
1894–2030

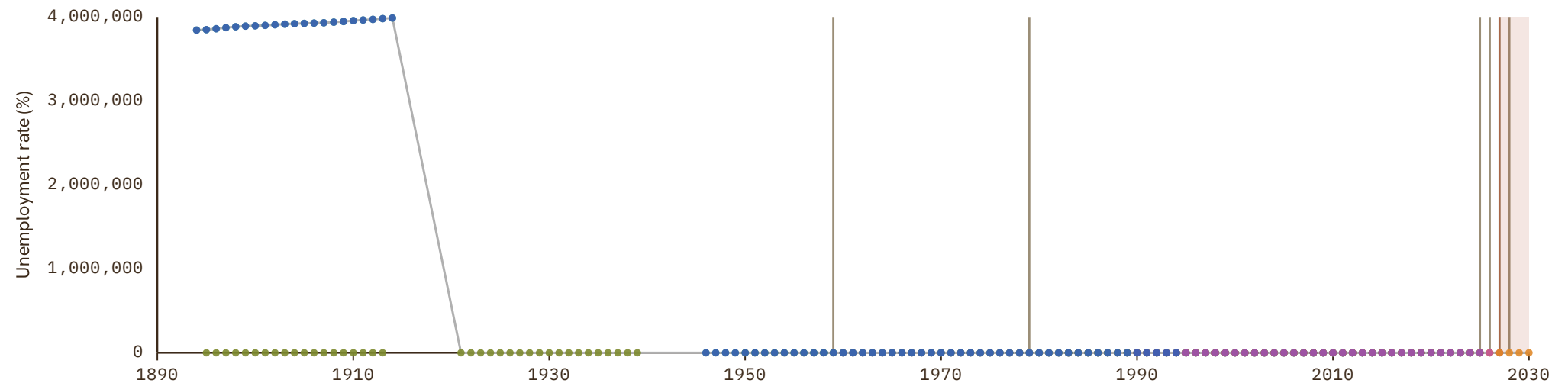
UNIT
in %

1 Source composition

SOURCE	CODE	TIME SPAN	NOTES
Villa (1994)	CS4 FRA	1894 - 1920	Replacing using overlapping data in 1921.
Jordá et al. (2017)	JST	1921 - 1945	Replacing using overlapping data in 1946.
Villa (1994)	CS4 FRA	1946 - 1959	Replacing using overlapping data in 1960.
OECD (2024)	OECD EO	1960 - 1979	Replacing using overlapping data in 1980.
International Monetary Fund (2025)	IMF WEO	1980 - 2024	Baseline source, overlaps with anchor year 2018.
Eurostat (2025)	EUS	2025 - 2025	Replacing using overlapping data in 2026.
OECD (2024)	OECD EO	2026 - 2026	Replacing using overlapping data in 2027.
AMECO forecast	AMECO forecast	2027 - 2027	Replacing using overlapping data in 2028.
International Monetary Fund (2025) (forecasts)	IMF WEO forecast	2028 - 2030	Replacing using overlapping data in 2031.

2 Harmonised series

GMD forecast
 GMD estimate
 | Source change
 ● AMECO
 ● AMECO forecast
 ● EUS
 ● ILO
 ● IMF IFS
 ● IMF WEO
 ● IMF WEO forecast
 ● JST
 ● OECD EO
 ● OECD KEI
 ● Villa
 ● WB GEM
 ● CS4



French Guiana

COVERAGE
2000-2016

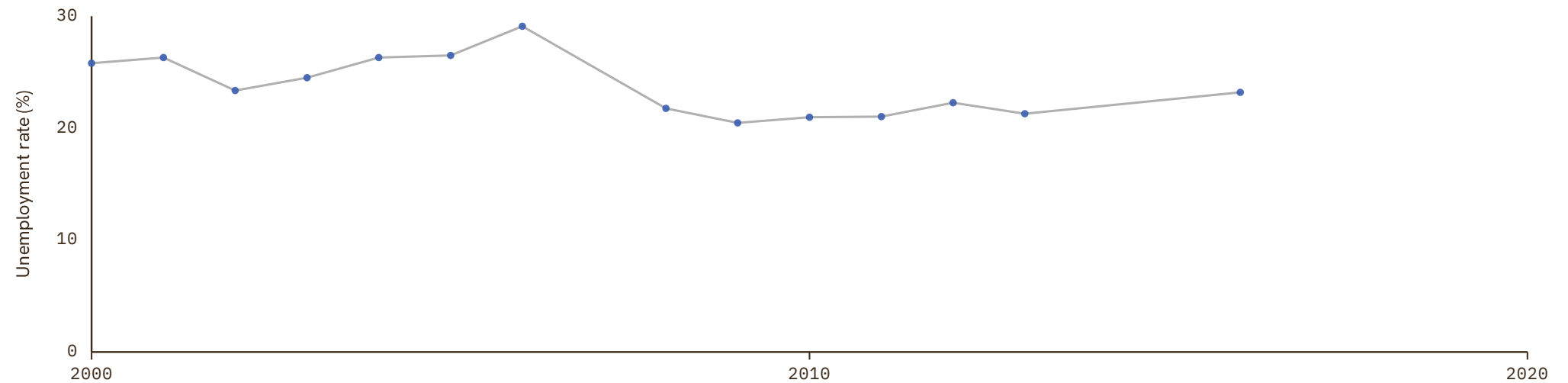
UNIT
in %

1 Source composition

SOURCE	CODE	TIME SPAN	NOTES
Internl Labour Organization (2024)	ILO	2000 - 2016	Replacing using overlapping data in 2017.

2 Harmonised series

— GMD estimate ● ILO



Gabon

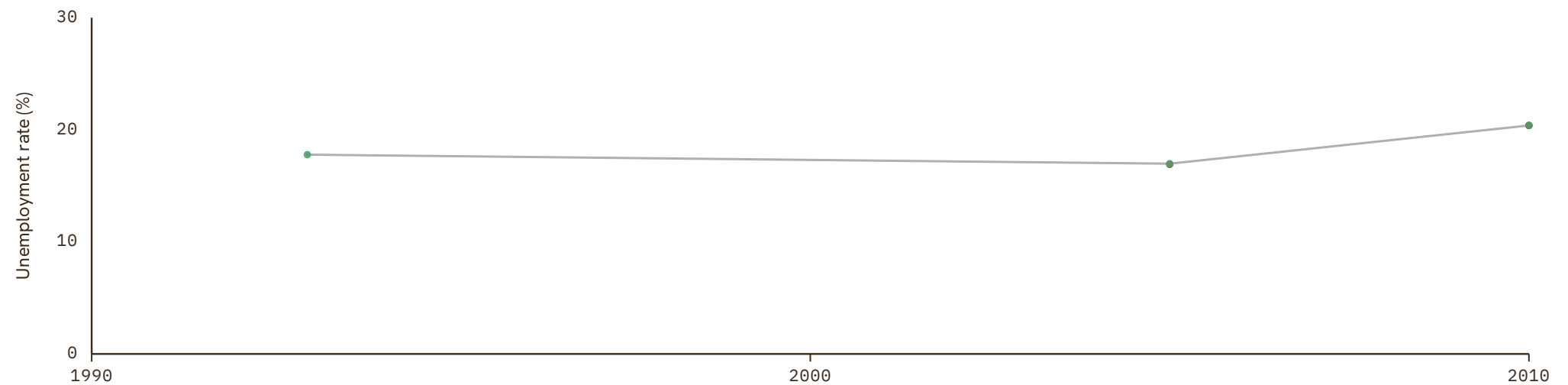
COVERAGE
1993–2010UNIT
in %

1 Source composition

SOURCE	CODE	TIME SPAN	NOTES
International Monetary Fund (2025)	IMF IFS	1993 - 2010	Replacing using overlapping data in 2011.

2 Harmonised series

— GMD estimate ● AFDB ● ILO ● IMF IFS



Gambia

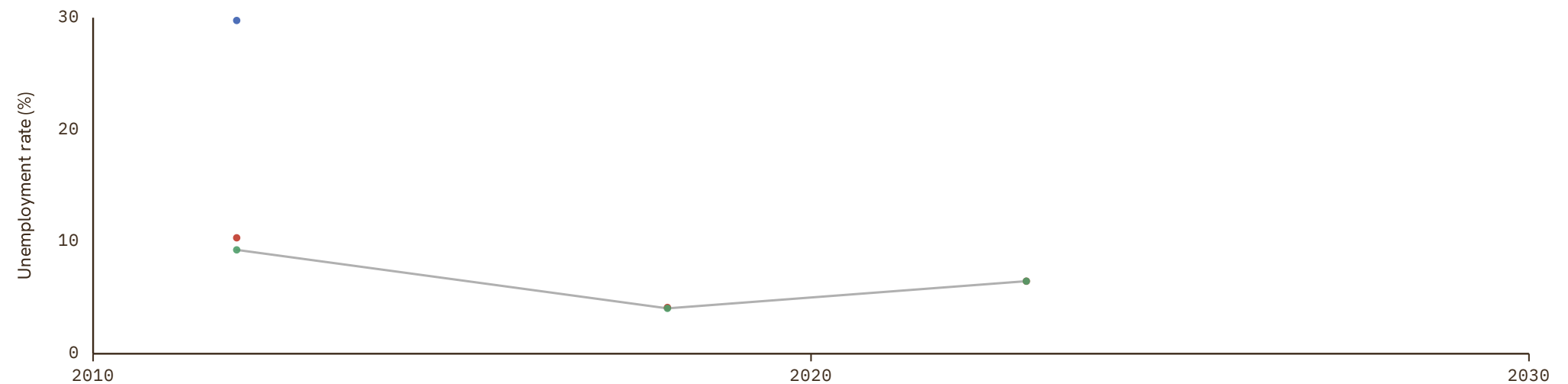
COVERAGE
2012–2023UNIT
in %

1 Source composition

SOURCE	CODE	TIME SPAN	NOTES
International Monetary Fund (2025)	IMF IFS	2012 - 2023	Baseline source, overlaps with anchor year 2018.

2 Harmonised series

— GMD estimate ● AFDB ● ILO ● IMF IFS



Georgia

COVERAGE
1996–2030

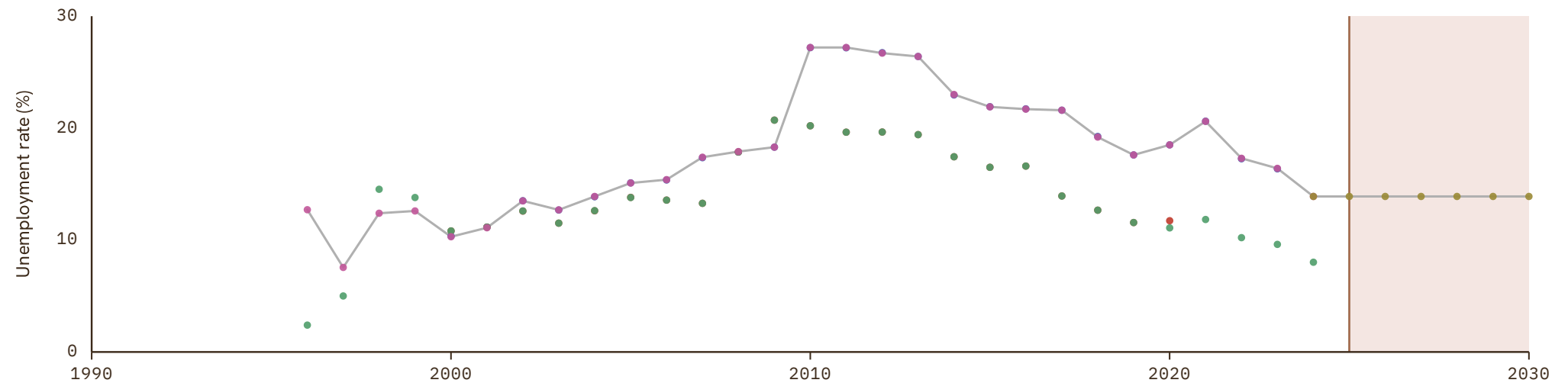
UNIT
in %

1 Source composition

SOURCE	CODE	TIME SPAN	NOTES
International Monetary Fund (2025)	IMF WEO	1996 - 2024	Baseline source, overlaps with anchor year 2018.
International Monetary Fund (2025) (forecasts)	IMF WEO forecast	2025 - 2030	Replacing using overlapping data in 2031.

2 Harmonised series

GMD forecast
 — GMD estimate
 | Source change
 ● ADB
 ● ILO
 ● IMF IFS
 ● IMF WEO
 ● IMF WEO forecast



Germany

COVERAGE
1887–2030

UNIT
in %

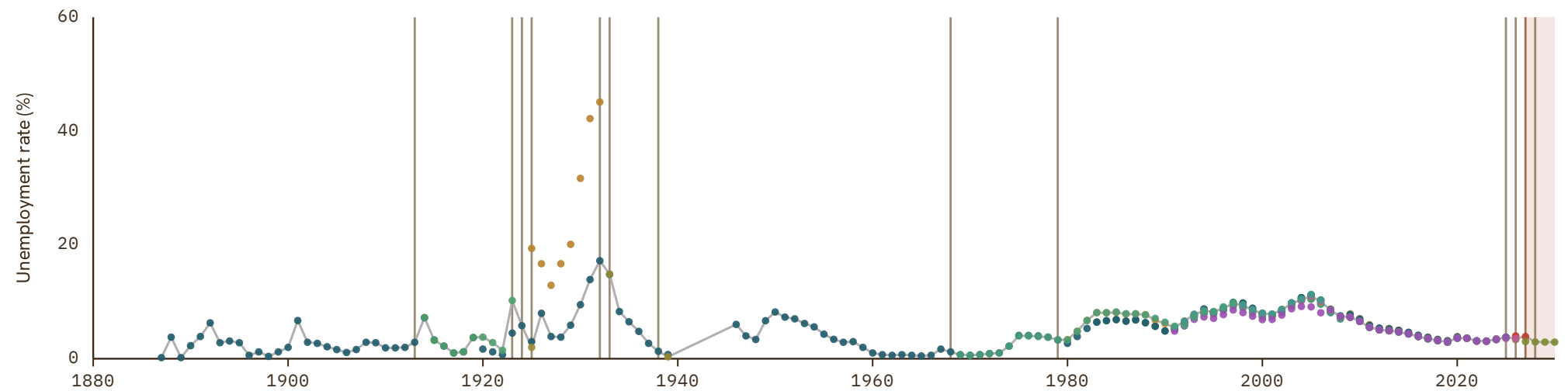
1 Source composition

SOURCE	CODE	TIME SPAN	NOTES
Jordá et al. (2017)	JST	1887 - 1913	Replacing using overlapping data in 1914.
Holtfrerich (1980)	CS5 DEU	1914 - 1923	Replacing using overlapping data in 1924.
Jordá et al. (2017)	JST	1924 - 1924	Replacing using overlapping data in 1925.
Deutsche Bundesbank (1976)	CS2 DEU	1925 - 1925	Replacing using overlapping data in 1926.
Jordá et al. (2017)	JST	1926 - 1932	Replacing using overlapping data in 1933.
Deutsche Bundesbank (1976)	CS2 DEU	1933 - 1933	Replacing using overlapping data in 1934.
Jordá et al. (2017)	JST	1934 - 1938	Replacing using overlapping data in 1939.
Deutsche Bundesbank (1976)	CS2 DEU	1939 - 1945	Replacing using overlapping data in 1946.

SOURCE	CODE	TIME SPAN	NOTES
Jordá et al. (2017)	JST	1946 - 1968	Replacing using overlapping data in 1969.
Deutsche Bundesbank (1998)	CS1 DEU	1969 - 1979	Replacing using overlapping data in 1980.
International Monetary Fund (2025)	IMF WEO	1980 - 2024	Baseline source, overlaps with anchor year 2018.
Eurostat (2025)	EUS	2025 - 2025	Replacing using overlapping data in 2026.
OECD (2024)	OECD EO	2026 - 2026	Replacing using overlapping data in 2027.
AMECO forecast	AMECO forecast	2027 - 2027	Replacing using overlapping data in 2028.
International Monetary Fund (2025) (forecasts)	IMF WEO forecast	2028 - 2030	Replacing using overlapping data in 2031.

2 Harmonised series

GMD forecast
 GMD estimate
 | Source change
 ● AMECO
 ● AMECO forecast
 ● EUS
 ● IHD
 ● ILO
 ● IMF IFS
 ● IMF WEO
 ● IMF WEO forecast
 ● JST
 ● OECD EO
 ● OECD KEI
 ● WB GEM
 ● CS2
 ● CS1
 ● CS5



Ghana

COVERAGE
1989-2024

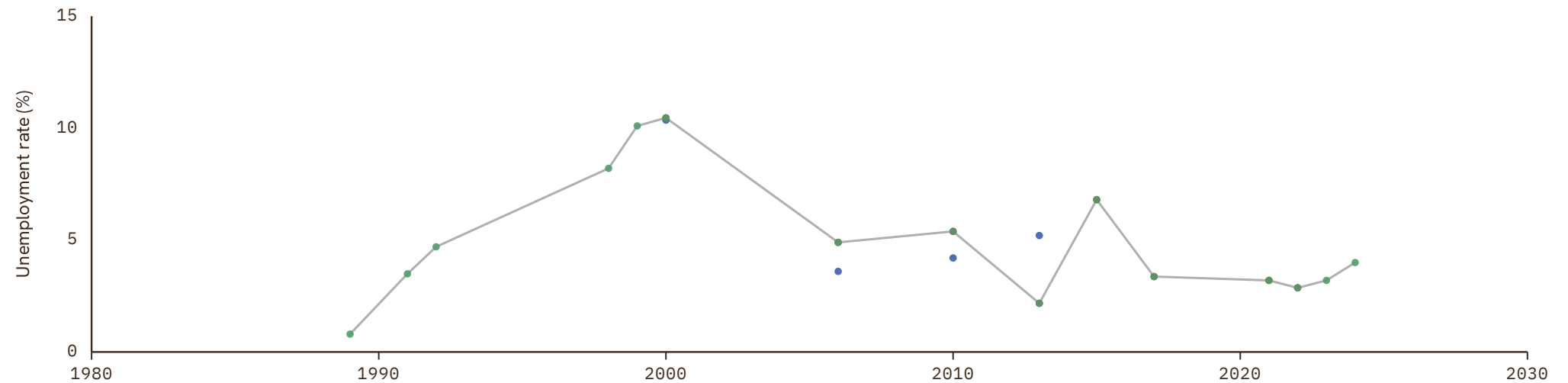
UNIT
in %

1 Source composition

SOURCE	CODE	TIME SPAN	NOTES
International Monetary Fund (2025)	IMF IFS	1989 - 2024	Baseline source, overlaps with anchor year 2018.

2 Harmonised series

— GMD estimate ● AFDB ● ILO ● IMF IFS



Greece

COVERAGE
1960–2030

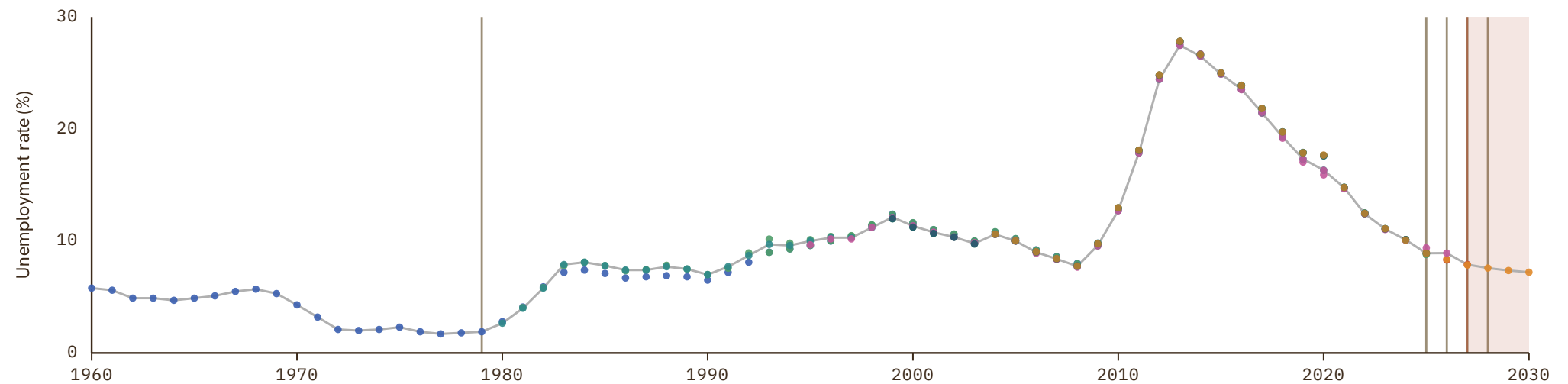
UNIT
in %

1 Source composition

SOURCE	CODE	TIME SPAN	NOTES
European Commission (2024)	AMECO	1960 - 1979	Replacing using overlapping data in 1980.
International Monetary Fund (2025)	IMF WEO	1980 - 2024	Baseline source, overlaps with anchor year 2018.
Eurostat (2025)	EUS	2025 - 2025	Replacing using overlapping data in 2026.
OECD (2024)	OECD EO	2026 - 2026	Replacing using overlapping data in 2027.
AMECO forecast	AMECO forecast	2027 - 2027	Replacing using overlapping data in 2028.
International Monetary Fund (2025) (forecasts)	IMF WEO forecast	2028 - 2030	Replacing using overlapping data in 2031.

2 Harmonised series

■ GMD forecast
 — GMD estimate
 Source change
 ● AMECO
 ● AMECO forecast
 ● EUS
 ● ILO
 ● IMF IFS
 ● IMF WEO
 ● IMF WEO forecast
 ● OECD EO
 ● OECD KEI
 ● WB GEM



Grenada

COVERAGE
1988-2023

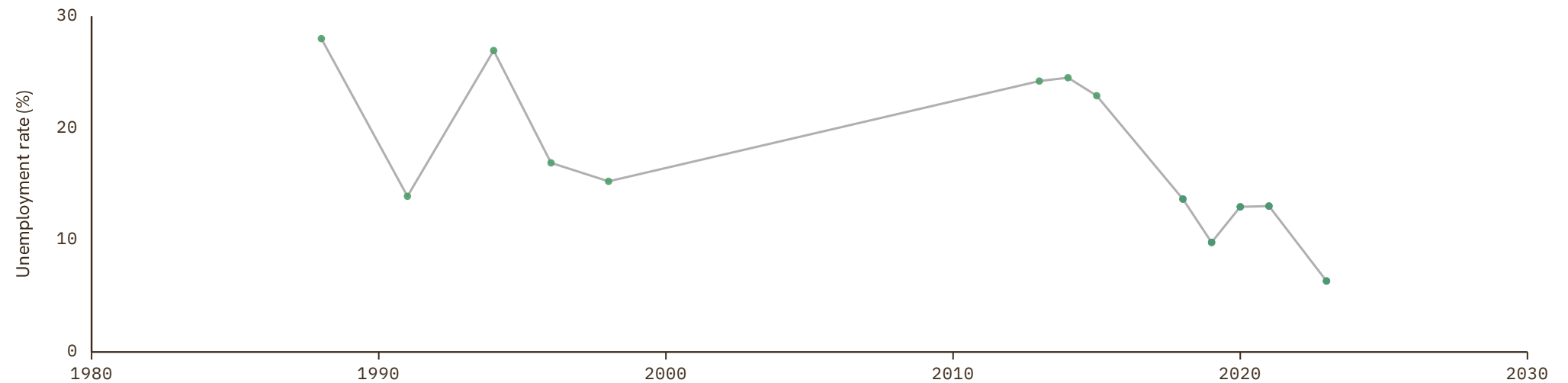
UNIT
in %

1 Source composition

SOURCE	CODE	TIME SPAN	NOTES
International Monetary Fund (2025)	IMF IFS	1988 - 2023	Baseline source, overlaps with anchor year 2018.

2 Harmonised series

— GMD estimate ● ILO ● IMF IFS



Guatemala

COVERAGE
1980–2024

UNIT
in %

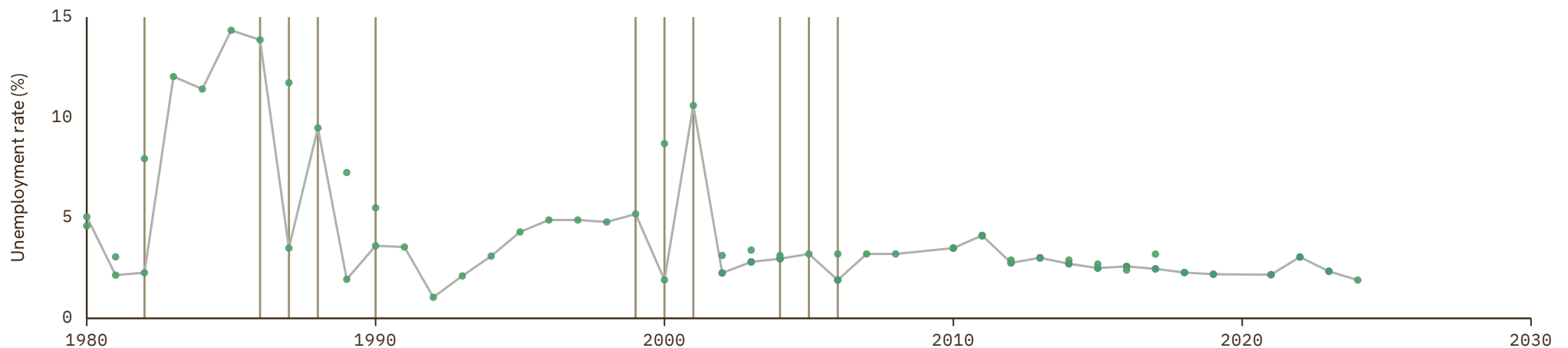
1 Source composition

SOURCE	CODE	TIME SPAN	NOTES
International Monetary Fund (2025)	IMF IFS	1980 - 1982	Replacing using overlapping data in 1983.
Consejo Monetario Centroamericano (2017)	SECMCA HIST	1983 - 1986	Replacing using overlapping data in 1987.
International Monetary Fund (2025)	IMF IFS	1987 - 1987	Replacing using overlapping data in 1988.
Consejo Monetario Centroamericano (2017)	SECMCA HIST	1988 - 1988	Replacing using overlapping data in 1989.
International Monetary Fund (2025)	IMF IFS	1989 - 1990	Replacing using overlapping data in 1991.
Consejo Monetario Centroamericano (2017)	SECMCA HIST	1991 - 1999	Replacing using overlapping data in 2000.
International Monetary Fund (2025)	IMF IFS	2000 - 2000	Replacing using overlapping data in 2001.

SOURCE	CODE	TIME SPAN	NOTES
Consejo Monetario Centroamericano (2017)	SECMCA HIST	2001 - 2001	Replacing using overlapping data in 2002.
International Monetary Fund (2025)	IMF IFS	2002 - 2004	Replacing using overlapping data in 2005.
Consejo Monetario Centroamericano (2017)	SECMCA HIST	2005 - 2005	Replacing using overlapping data in 2006.
International Monetary Fund (2025)	IMF IFS	2006 - 2006	Replacing using overlapping data in 2007.
Consejo Monetario Centroamericano (2017)	SECMCA HIST	2007 - 2009	Replacing using overlapping data in 2010.
International Monetary Fund (2025)	IMF IFS	2010 - 2024	Baseline source, overlaps with anchor year 2018.

2 Harmonised series

— GMD estimate | Source change ● ILO ● IMF IFS ● SECMCA HIST



Guinea

COVERAGE
2002–2019

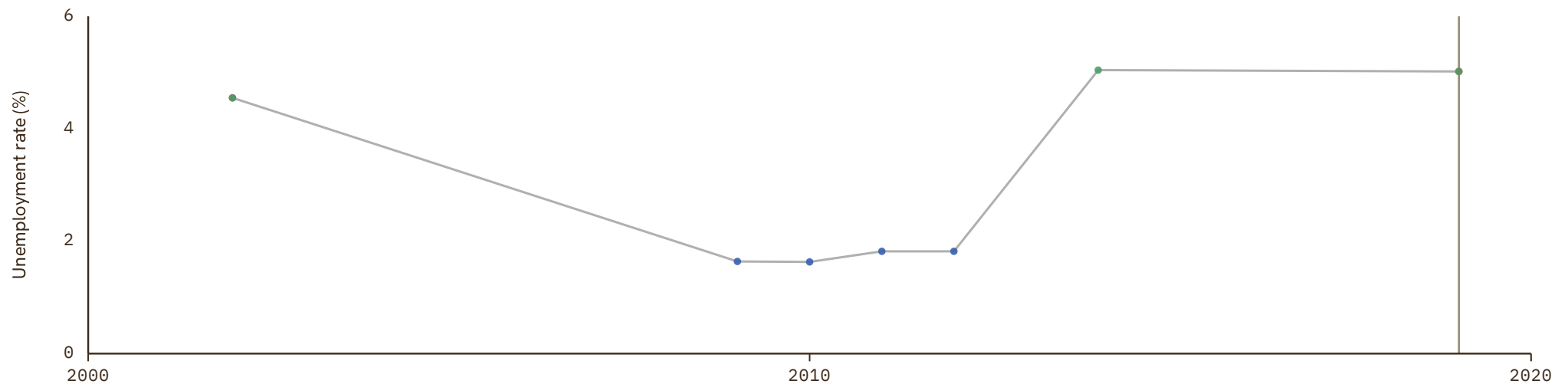
UNIT
in %

1 Source composition

SOURCE	CODE	TIME SPAN	NOTES
International Monetary Fund (2025)	IMF IFS	2002 - 2008	Replacing using overlapping data in 2009.
African Development Bank (2018)	AFDB	2009 - 2013	Replacing using overlapping data in 2014.
International Monetary Fund (2025)	IMF IFS	2014 - 2019	Baseline source, overlaps with anchor year 2018.

2 Harmonised series

— GMD estimate | Source change ● AFDB ● ILO ● IMF IFS



Guinea-Bissau

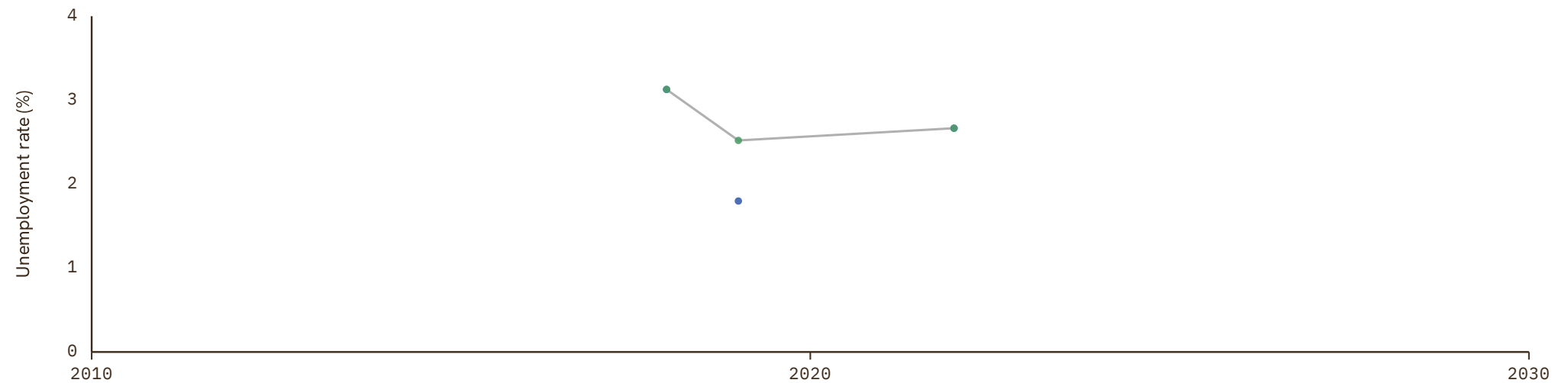
COVERAGE
2018–2022UNIT
in %

1 Source composition

SOURCE	CODE	TIME SPAN	NOTES
International Monetary Fund (2025)	IMF IFS	2018 - 2022	Baseline source, overlaps with anchor year 2018.

2 Harmonised series

— GMD estimate ● ILO ● IMF IFS



Guyana

COVERAGE
1987-2019

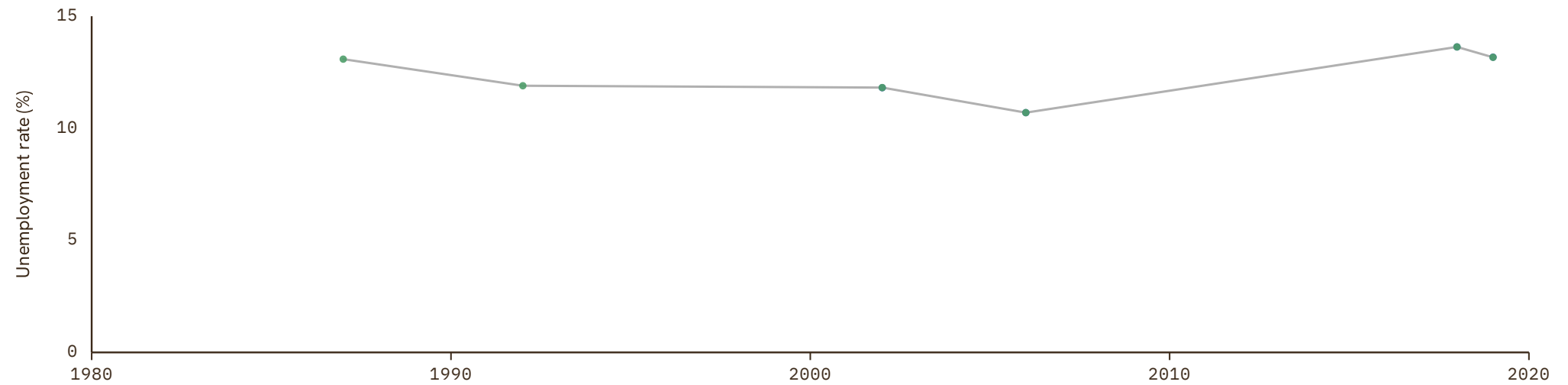
UNIT
in %

1 Source composition

SOURCE	CODE	TIME SPAN	NOTES
International Monetary Fund (2025)	IMF IFS	1987 - 2019	Baseline source, overlaps with anchor year 2018.

2 Harmonised series

— GMD estimate ● ILO ● IMF IFS



Haiti

COVERAGE
1980-2012

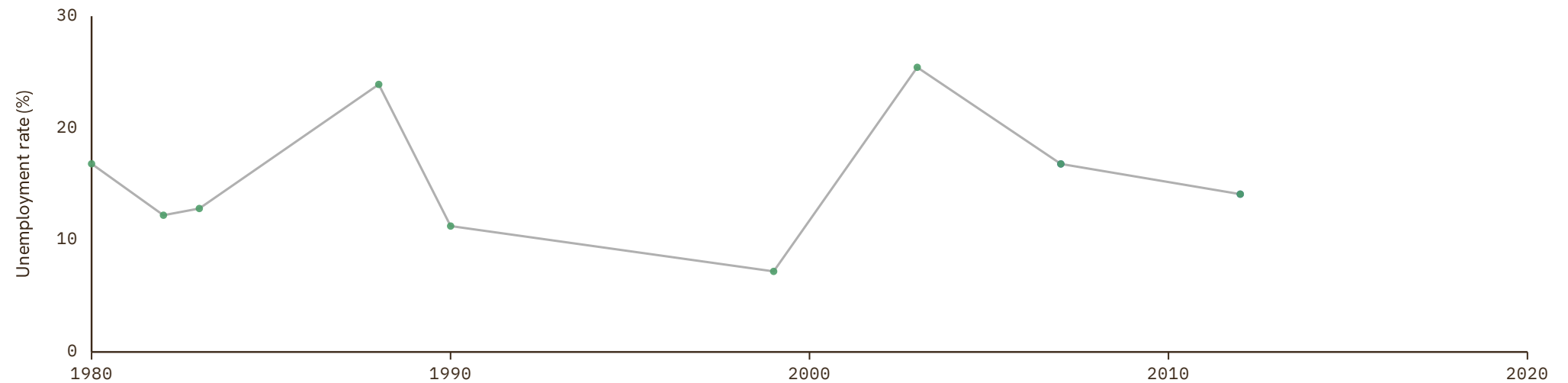
UNIT
in %

1 Source composition

SOURCE	CODE	TIME SPAN	NOTES
International Monetary Fund (2025)	IMF IFS	1980 - 2012	Replacing using overlapping data in 2013.

2 Harmonised series

— GMD estimate ● ILO ● IMF IFS



Honduras

COVERAGE
1974-2030

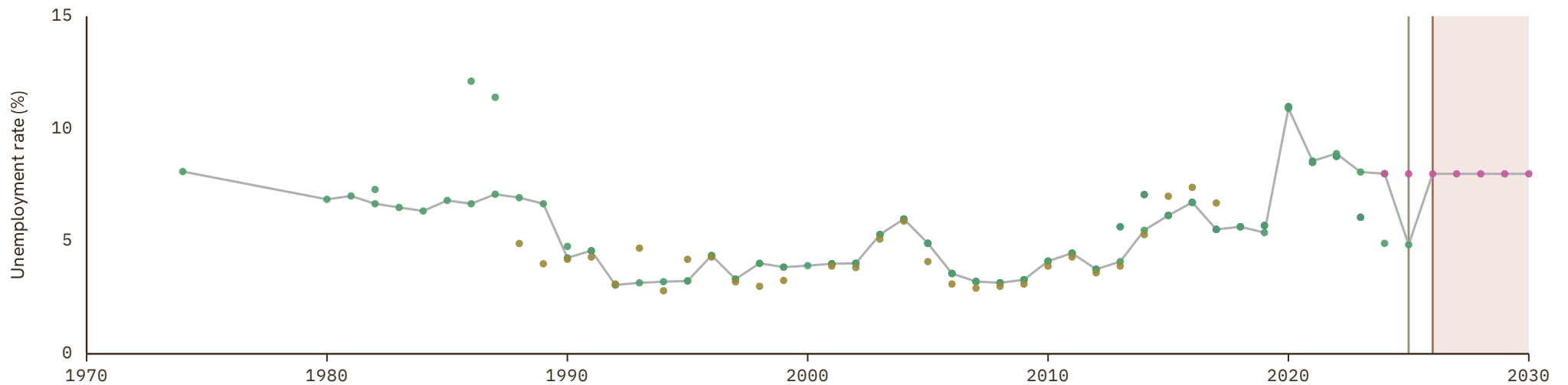
UNIT
in %

1 Source composition

SOURCE	CODE	TIME SPAN	NOTES
International Monetary Fund (2025)	IMF IFS	1974 - 1979	Replacing using overlapping data in 1980.
International Monetary Fund (2025)	IMF WEO	1980 - 2024	Baseline source, overlaps with anchor year 2018.
International Monetary Fund (2025)	IMF IFS	2025 - 2025	Replacing using overlapping data in 2026.
International Monetary Fund (2025) (forecasts)	IMF WEO forecast	2026 - 2030	Replacing using overlapping data in 2031.

2 Harmonised series

GMD forecast
 — GMD estimate
 | Source change
 ● ILO
 ● IMF IFS
 ● IMF WEO
 ● IMF WEO forecast
 ● SECMCA HIST



Hong Kong

COVERAGE
1975-2030

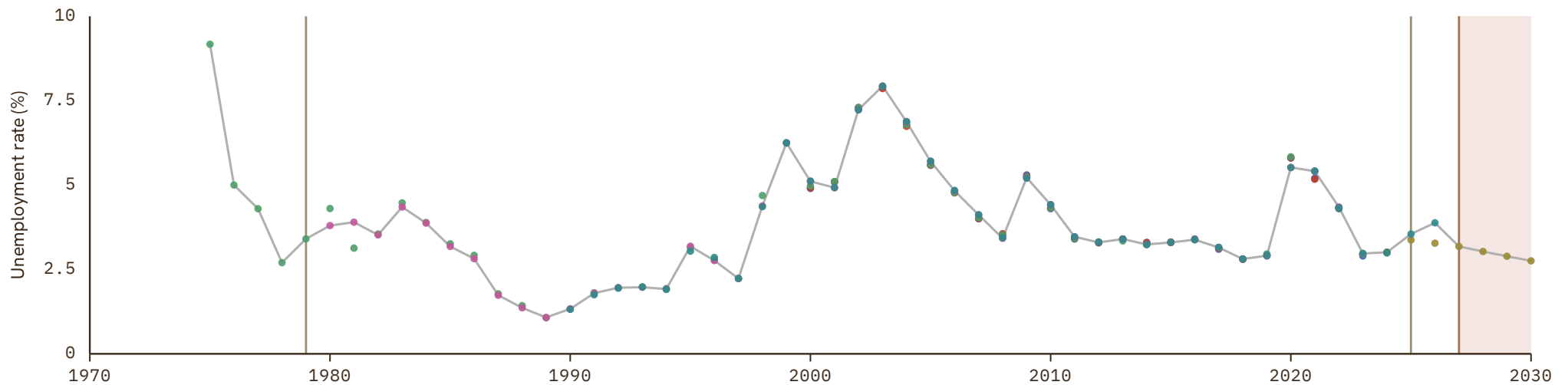
UNIT
in %

1 Source composition

SOURCE	CODE	TIME SPAN	NOTES
International Monetary Fund (2025)	IMF IFS	1975 - 1979	Replacing using overlapping data in 1980.
International Monetary Fund (2025)	IMF WEO	1980 - 2024	Baseline source, overlaps with anchor year 2018.
World Bank (2026)	WB GEM	2025 - 2026	Replacing using overlapping data in 2027.
International Monetary Fund (2025) (forecasts)	IMF WEO forecast	2027 - 2030	Replacing using overlapping data in 2031.

2 Harmonised series

GMD forecast
 — GMD estimate
| Source change
● ADB
● ILO
● IMF IFS
● IMF WEO
● IMF WEO forecast
● WB GEM



Hungary

COVERAGE
1925-2030

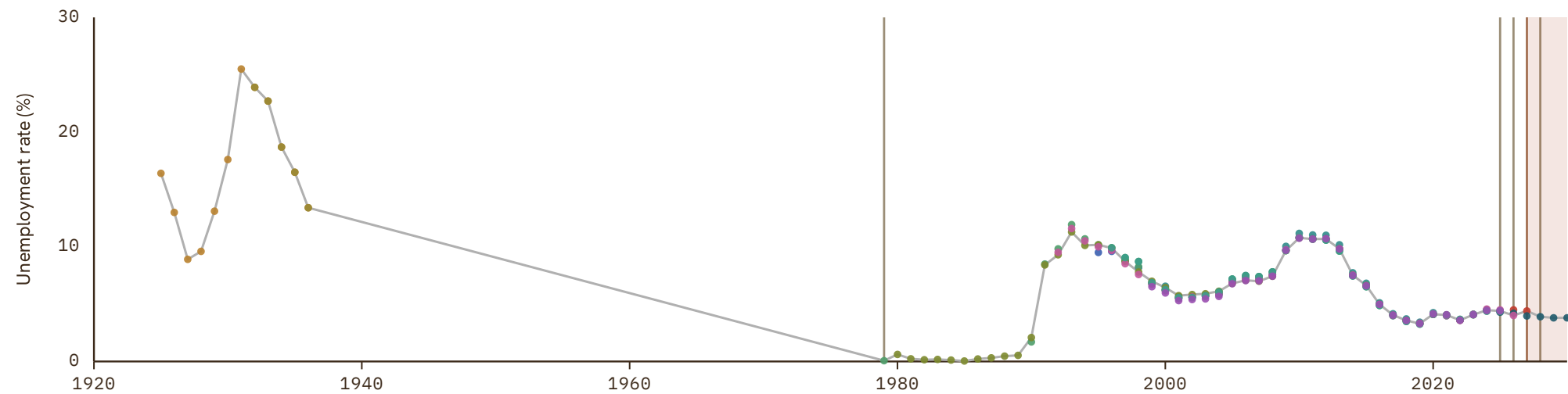
UNIT
in %

1 Source composition

SOURCE	CODE	TIME SPAN	NOTES
Ellison et al. (2024)	IHD	1925 - 1978	Replacing using overlapping data in 1979.
International Monetary Fund (2025)	IMF IFS	1979 - 1979	Replacing using overlapping data in 1980.
International Monetary Fund (2025)	IMF WEO	1980 - 2024	Baseline source, overlaps with anchor year 2018.
Eurostat (2025)	EUS	2025 - 2025	Replacing using overlapping data in 2026.
OECD (2024)	OECD EO	2026 - 2026	Replacing using overlapping data in 2027.
AMECO forecast	AMECO forecast	2027 - 2027	Replacing using overlapping data in 2028.
International Monetary Fund (2025) (forecasts)	IMF WEO forecast	2028 - 2030	Replacing using overlapping data in 2031.

2 Harmonised series

GMD forecast
 GMD estimate
 Source change
 ● AMECO
 ● AMECO forecast
 ● EUS
 ● IHD
 ● IHD 2
 ● ILO
 ● IMF IFS
 ● IMF WEO
 ● IMF WEO forecast
 ● OECD EO
 ● OECD KEI
 ● WB GEM



Iceland

COVERAGE
1964-2030

UNIT
in %

1 Source composition

SOURCE	CODE	TIME SPAN	NOTES
OECD (2024)	OECD EO	1964 - 1979	Replacing using overlapping data in 1980.
International Monetary Fund (2025)	IMF WEO	1980 - 2024	Baseline source, overlaps with anchor year 2018.
OECD (2024)	OECD EO	2025 - 2026	Replacing using overlapping data in 2027.
International Monetary Fund (2025) (forecasts)	IMF WEO forecast	2027 - 2030	Replacing using overlapping data in 2031.

2 Harmonised series

GMD forecast
 — GMD estimate
 | Source change
 ● EUS
 ● ILO
 ● IMF IFS
 ● IMF WEO
 ● IMF WEO forecast
 ● OECD EO
 ● OECD KEI
 ● WB GEM



India

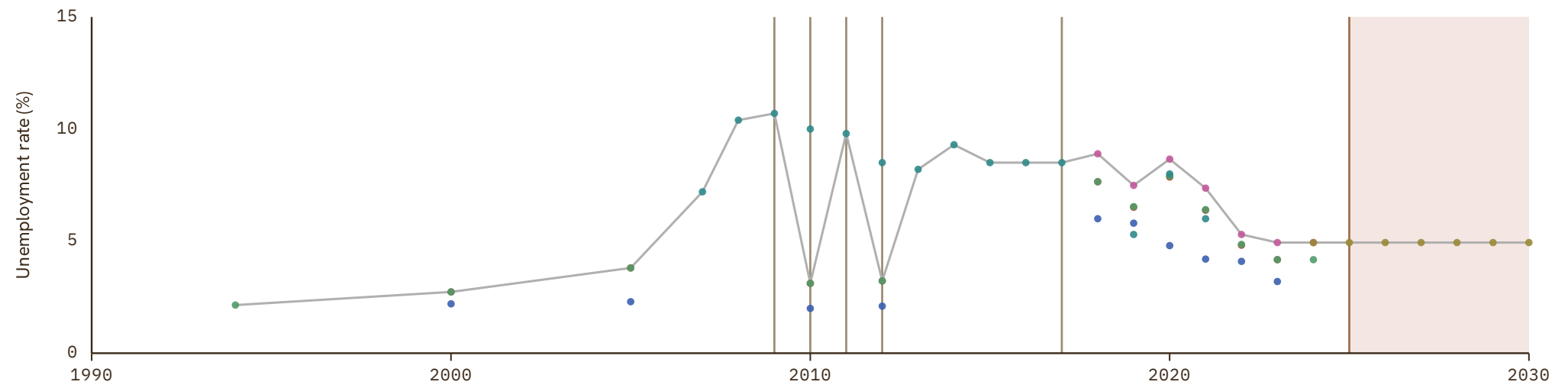
COVERAGE | UNIT
1994–2030 | in %

1 Source composition

SOURCE	CODE	TIME SPAN	NOTES
International Monetary Fund (2025)	IMF IFS	1994 - 2006	Replacing using overlapping data in 2007.
World Bank (2026)	WB GEM	2007 - 2009	Replacing using overlapping data in 2010.
International Monetary Fund (2025)	IMF IFS	2010 - 2010	Replacing using overlapping data in 2011.
World Bank (2026)	WB GEM	2011 - 2011	Replacing using overlapping data in 2012.
International Monetary Fund (2025)	IMF IFS	2012 - 2012	Replacing using overlapping data in 2013.
World Bank (2026)	WB GEM	2013 - 2017	Replacing using overlapping data in 2018.
International Monetary Fund (2025)	IMF WEO	2018 - 2024	Baseline source, overlaps with anchor year 2018.
International Monetary Fund (2025) <i>(forecasts)</i>	IMF WEO forecast	2025 - 2030	Replacing using overlapping data in 2031.

2 Harmonised series

GMD forecast
 — GMD estimate
 | Source change
 ● ADB
 ● ILO
 ● IMF IFS
 ● IMF WEO
 ● IMF WEO forecast
 ● WB GEM



Indonesia

COVERAGE
1976-2030

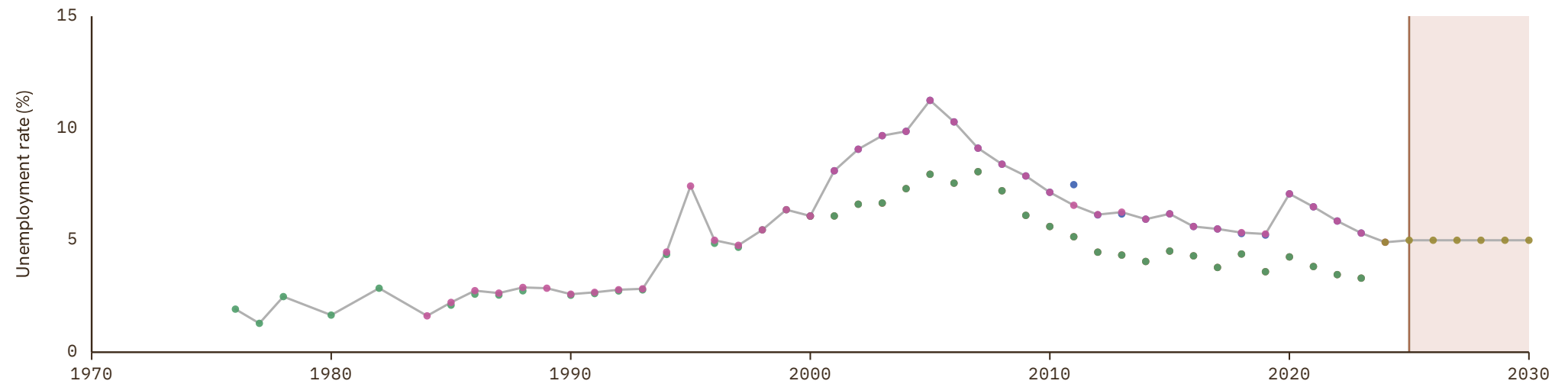
UNIT
in %

1 Source composition

SOURCE	CODE	TIME SPAN	NOTES
International Monetary Fund (2025)	IMF IFS	1976 - 1983	Replacing using overlapping data in 1984.
International Monetary Fund (2025)	IMF WEO	1984 - 2024	Baseline source, overlaps with anchor year 2018.
International Monetary Fund (2025) (forecasts)	IMF WEO forecast	2025 - 2030	Replacing using overlapping data in 2031.

2 Harmonised series

GMD forecast
 — GMD estimate
| Source change
● ADB
● ILO
● IMF IFS
● IMF WEO
● IMF WEO forecast



Iran

COVERAGE
1986-2030

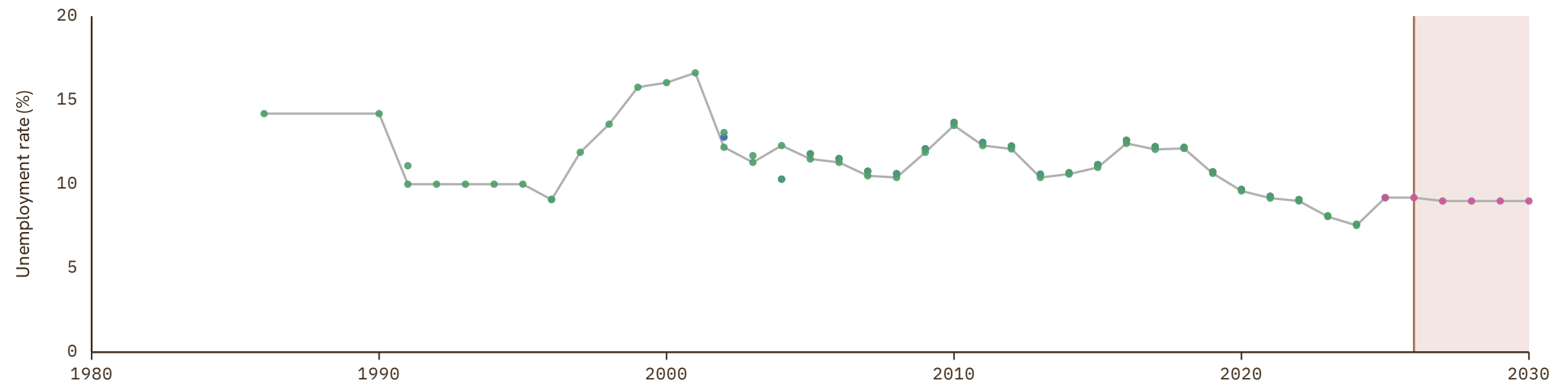
UNIT
in %

1 Source composition

SOURCE	CODE	TIME SPAN	NOTES
International Monetary Fund (2025)	IMF IFS	1986 - 1989	Replacing using overlapping data in 1990.
International Monetary Fund (2025)	IMF WEO	1990 - 2025	Baseline source, overlaps with anchor year 2018.
International Monetary Fund (2025) (forecasts)	IMF WEO forecast	2026 - 2030	Replacing using overlapping data in 2031.

2 Harmonised series

GMD forecast
 — GMD estimate
 | Source change
 ● ILO
 ● IMF IFS
 ● IMF WEO
 ● IMF WEO forecast



Iraq

COVERAGE
2007–2021

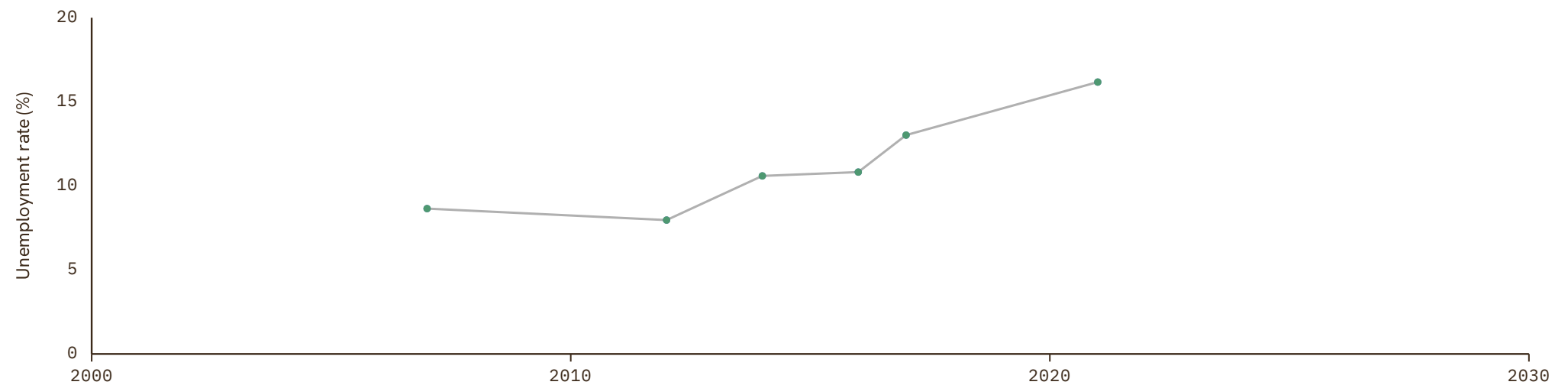
UNIT
in %

1 Source composition

SOURCE	CODE	TIME SPAN	NOTES
International Monetary Fund (2025)	IMF IFS	2007 - 2021	Baseline source, overlaps with anchor year 2018.

2 Harmonised series

— GMD estimate ● ILO ● IMF IFS



Ireland

COVERAGE
1933-2030

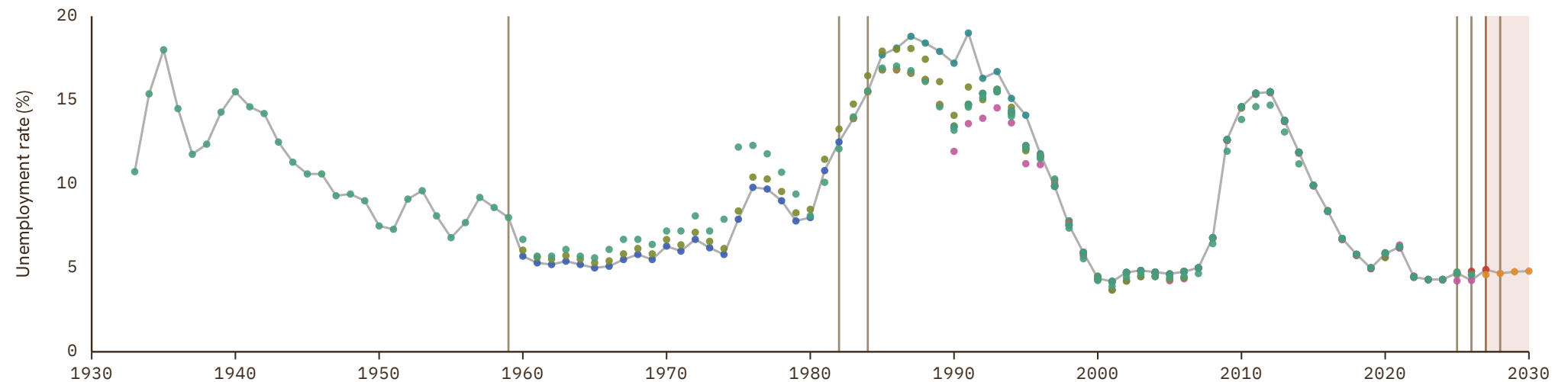
UNIT
in %

1 Source composition

SOURCE	CODE	TIME SPAN	NOTES
Stuart (2018)	CS1 IRL	1933 - 1959	Replacing using overlapping data in 1960.
European Commission (2024)	AMECO	1960 - 1982	Replacing using overlapping data in 1983.
OECD (2024)	OECD KEI	1983 - 1984	Replacing using overlapping data in 1985.
International Monetary Fund (2025)	IMF WEO	1985 - 2024	Baseline source, overlaps with anchor year 2018.
Eurostat (2025)	EUS	2025 - 2025	Replacing using overlapping data in 2026.
OECD (2024)	OECD EO	2026 - 2026	Replacing using overlapping data in 2027.
AMECO forecast	AMECO forecast	2027 - 2027	Replacing using overlapping data in 2028.
International Monetary Fund (2025) (forecasts)	IMF WEO forecast	2028 - 2030	Replacing using overlapping data in 2031.

2 Harmonised series

GMD forecast
 GMD estimate
 Source change
 ● AMECO
 ● AMECO forecast
 ● EUS
 ● ILO
 ● IMF IFS
 ● IMF WEO
 ● IMF WEO forecast
 ● JST
 ● OECD EO
 ● OECD KEI
 ● WB GEM
 ● CS1



Israel

COVERAGE
1969-2030

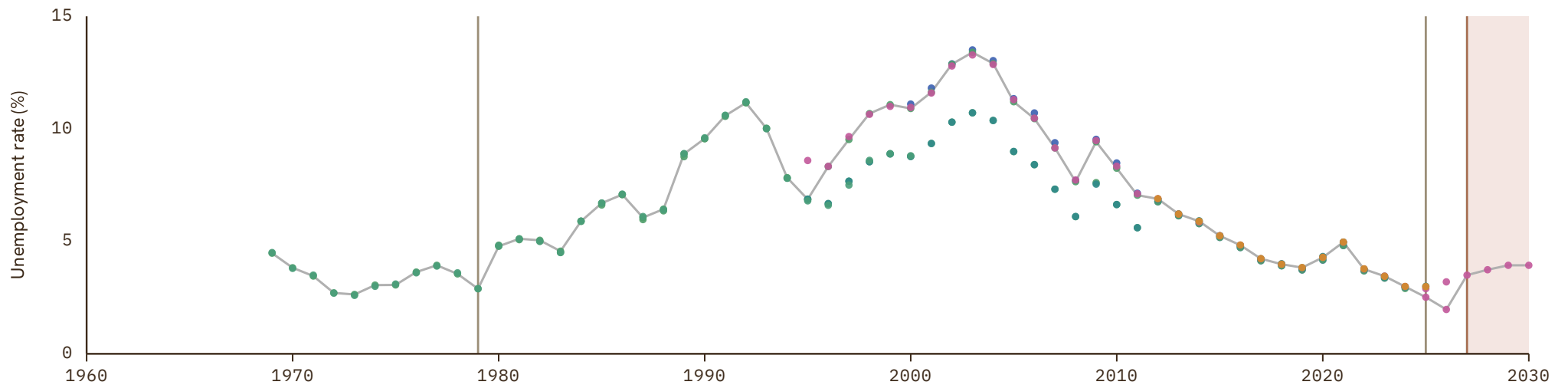
UNIT
in %

1 Source composition

SOURCE	CODE	TIME SPAN	NOTES
International Monetary Fund (2025)	IMF IFS	1969 - 1979	Replacing using overlapping data in 1980.
International Monetary Fund (2025)	IMF WEO	1980 - 2024	Baseline source, overlaps with anchor year 2018.
OECD (2024)	OECD EO	2025 - 2026	Replacing using overlapping data in 2027.
International Monetary Fund (2025) (forecasts)	IMF WEO forecast	2027 - 2030	Replacing using overlapping data in 2031.

2 Harmonised series

GMD forecast
 — GMD estimate
 | Source change
 ● ILO
 ● IMF IFS
 ● IMF WEO
 ● IMF WEO forecast
 ● OECD EO
 ● OECD KEI
 ● WB GEM
 ● CS1



Italy

COVERAGE
1919-2030

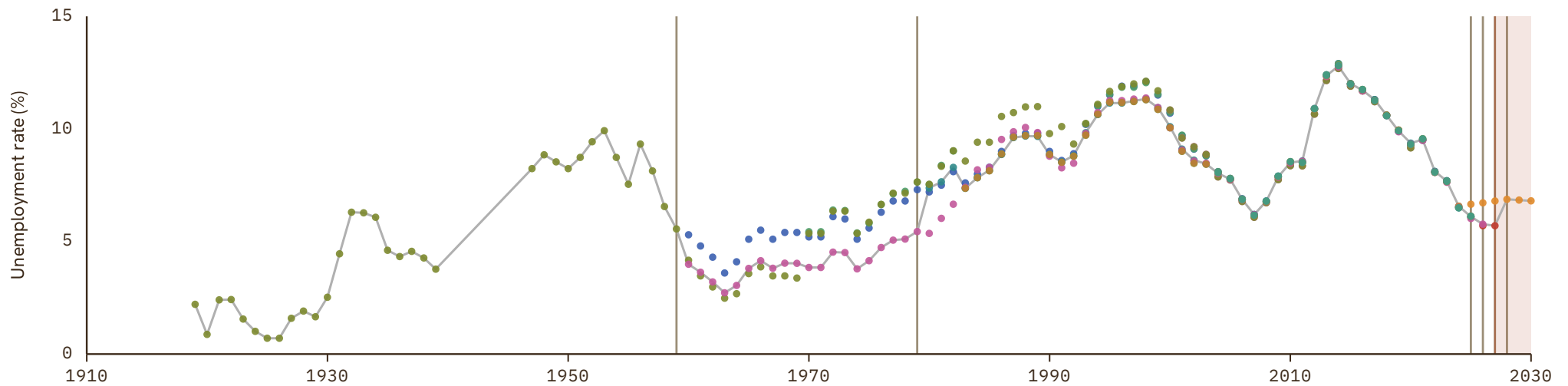
UNIT
in %

1 Source composition

SOURCE	CODE	TIME SPAN	NOTES
Jordá et al. (2017)	JST	1919 - 1959	Replacing using overlapping data in 1960.
OECD (2024)	OECD EO	1960 - 1979	Replacing using overlapping data in 1980.
International Monetary Fund (2025)	IMF WEO	1980 - 2024	Baseline source, overlaps with anchor year 2018.
Eurostat (2025)	EUS	2025 - 2025	Replacing using overlapping data in 2026.
OECD (2024)	OECD EO	2026 - 2026	Replacing using overlapping data in 2027.
AMECO forecast	AMECO forecast	2027 - 2027	Replacing using overlapping data in 2028.
International Monetary Fund (2025) (forecasts)	IMF WEO forecast	2028 - 2030	Replacing using overlapping data in 2031.

2 Harmonised series

■ GMD forecast
 — GMD estimate
 Source change
 ● AMECO
 ● AMECO forecast
 ● EUS
 ● ILO
 ● IMF IFS
 ● IMF WEO
 ● IMF WEO forecast
 ● JST
 ● OECD EO
 ● OECD KEI
 ● WB GEM



Ivory Coast

COVERAGE
1992-2022

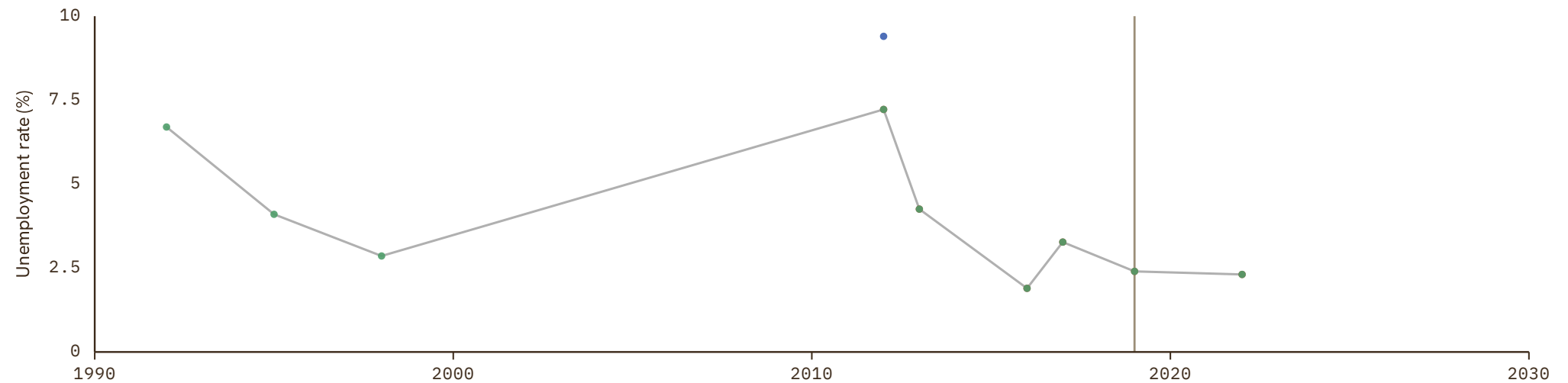
UNIT
in %

1 Source composition

SOURCE	CODE	TIME SPAN	NOTES
International Monetary Fund (2025)	IMF IFS	1992 - 2022	Baseline source, overlaps with anchor year 2018.

2 Harmonised series

— GMD estimate | | Source change ● AFDB ● ILO ● IMF IFS



Jamaica

COVERAGE
1969–2024

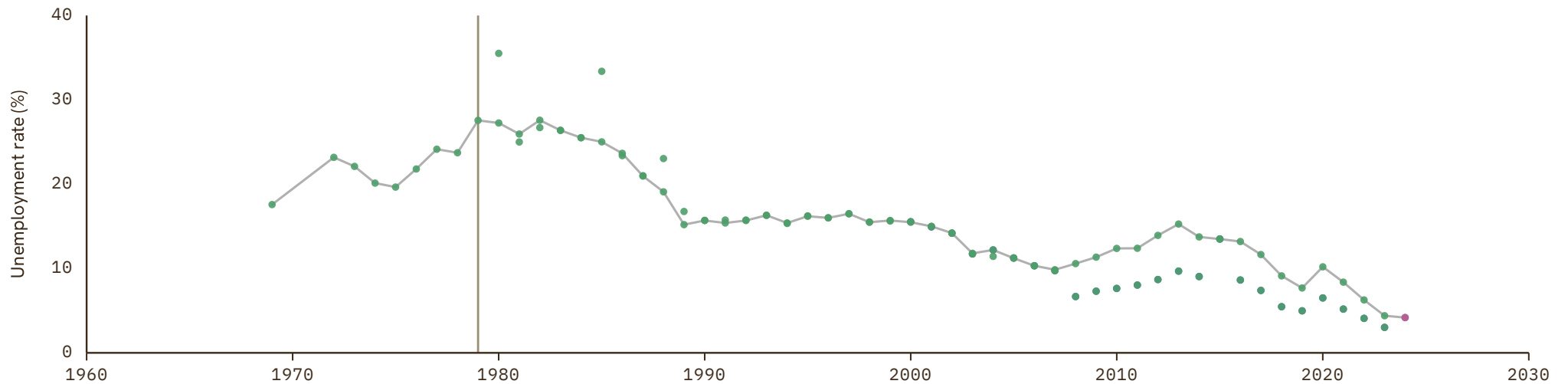
UNIT
in %

1 Source composition

SOURCE	CODE	TIME SPAN	NOTES
International Monetary Fund (2025)	IMF IFS	1969 - 1979	Replacing using overlapping data in 1980.
International Monetary Fund (2025)	IMF WEO	1980 - 2024	Baseline source, overlaps with anchor year 2018.

2 Harmonised series

— GMD estimate | Source change ● ILO ● IMF IFS ● IMF WEO ● IMF WEO forecast



Japan

COVERAGE
1880-2030

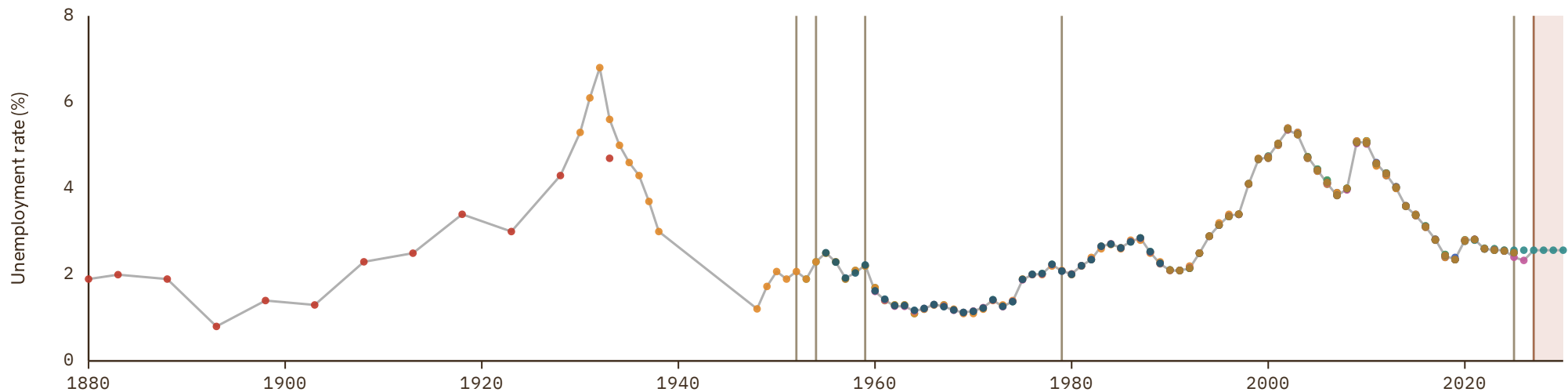
UNIT
in %

1 Source composition

SOURCE	CODE	TIME SPAN	NOTES
Schuler (2015)	HFS	1880 - 1929	Replacing using overlapping data in 1930.
Jordá et al. (2017)	JST	1930 - 1952	Replacing using overlapping data in 1953.
International Monetary Fund (2025)	IMF IFS	1953 - 1954	Replacing using overlapping data in 1955.
OECD (2024)	OECD KEI	1955 - 1959	Replacing using overlapping data in 1960.
OECD (2024)	OECD EO	1960 - 1979	Replacing using overlapping data in 1980.
International Monetary Fund (2025)	IMF WEO	1980 - 2024	Baseline source, overlaps with anchor year 2018.
OECD (2024)	OECD EO	2025 - 2026	Replacing using overlapping data in 2027.
International Monetary Fund (2025) (forecasts)	IMF WEO forecast	2027 - 2030	Replacing using overlapping data in 2031.

2 Harmonised series

■ GMD forecast
 — GMD estimate
 | Source change
 ● ADB
 ● HFS
 ● ILO
 ● IMF IFS
 ● IMF WEO
 ● IMF WEO forecast
 ● JST
 ● OECD EO
 ● OECD KEI
 ● WB GEM



Jordan

COVERAGE
1983-2023

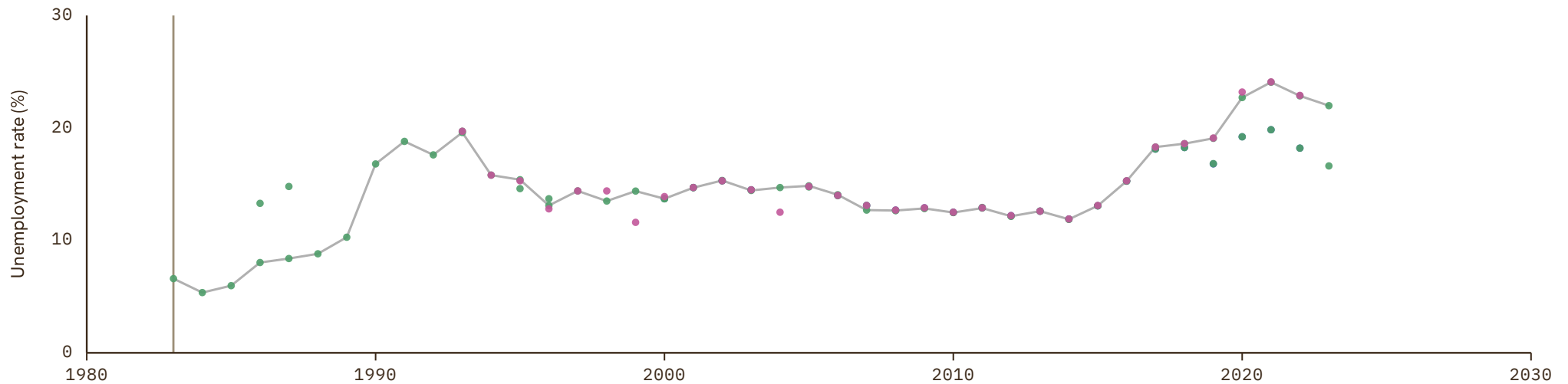
UNIT
in %

1 Source composition

SOURCE	CODE	TIME SPAN	NOTES
International Monetary Fund (2025)	IMF IFS	1983 - 1983	Replacing using overlapping data in 1984.
International Monetary Fund (2025)	IMF WEO	1984 - 2023	Baseline source, overlaps with anchor year 2018.

2 Harmonised series

— GMD estimate | | Source change ● ILO ● IMF IFS ● IMF WEO ● WB GEM



Kazakhstan

COVERAGE
1991-2030

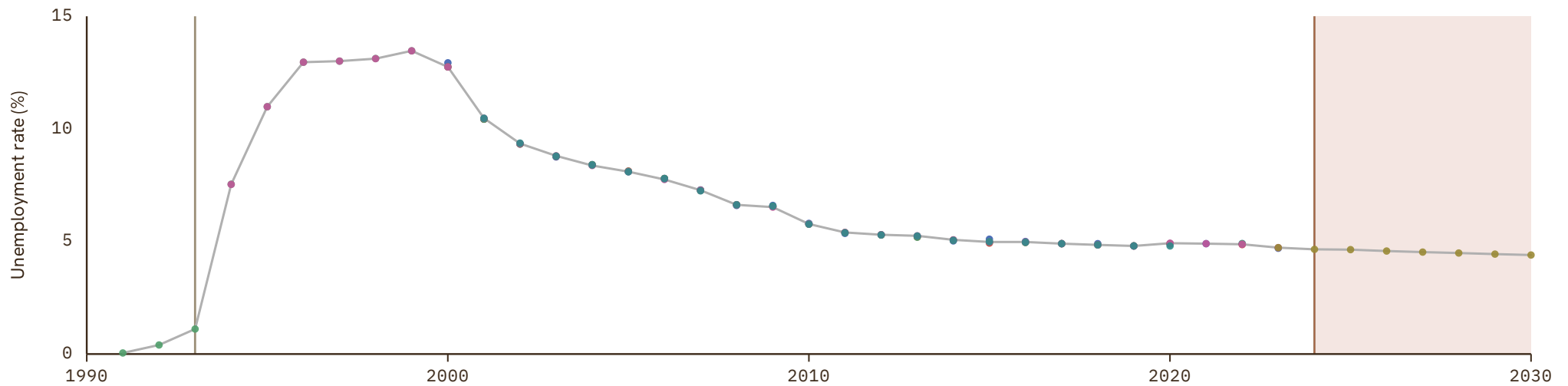
UNIT
in %

1 Source composition

SOURCE	CODE	TIME SPAN	NOTES
International Monetary Fund (2025)	IMF IFS	1991 - 1993	Replacing using overlapping data in 1994.
International Monetary Fund (2025)	IMF WEO	1994 - 2023	Baseline source, overlaps with anchor year 2018.
International Monetary Fund (2025) (forecasts)	IMF WEO forecast	2024 - 2030	Replacing using overlapping data in 2031.

2 Harmonised series

GMD forecast
 — GMD estimate
| Source change
● ADB
● ILO
● IMF IFS
● IMF WEO
● IMF WEO forecast
● WB GEM



Kenya

COVERAGE
1999-2022

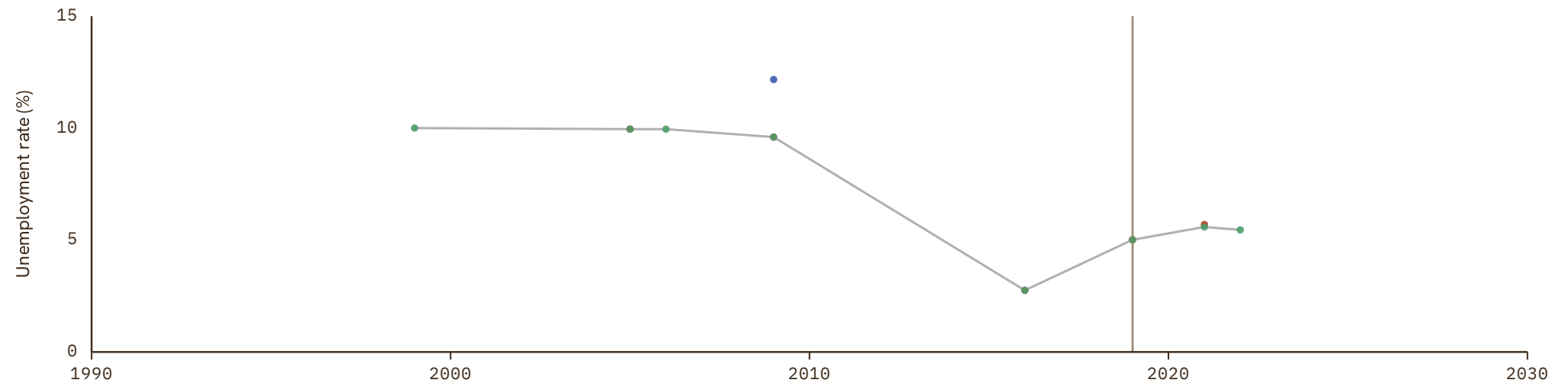
UNIT
in %

1 Source composition

SOURCE	CODE	TIME SPAN	NOTES
International Monetary Fund (2025)	IMF IFS	1999 - 2022	Baseline source, overlaps with anchor year 2018.

2 Harmonised series

— GMD estimate | | Source change ● AFDB ● ILO ● IMF IFS



Kuwait

COVERAGE
1983-2016

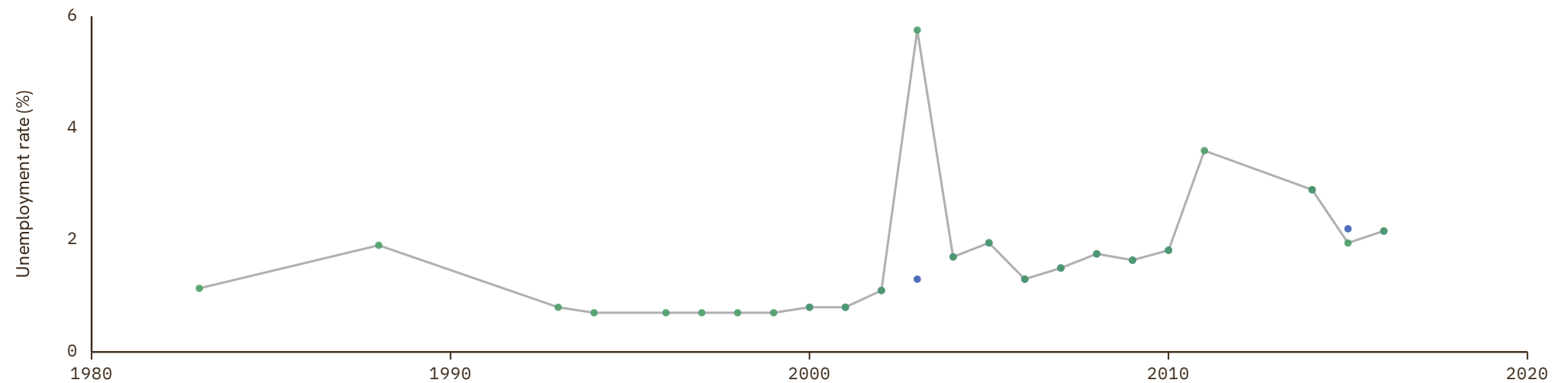
UNIT
in %

1 Source composition

SOURCE	CODE	TIME SPAN	NOTES
International Monetary Fund (2025)	IMF IFS	1983 - 2016	Replacing using overlapping data in 2017.

2 Harmonised series

— GMD estimate ● ILO ● IMF IFS



Kyrgyzstan

COVERAGE
1994–2030

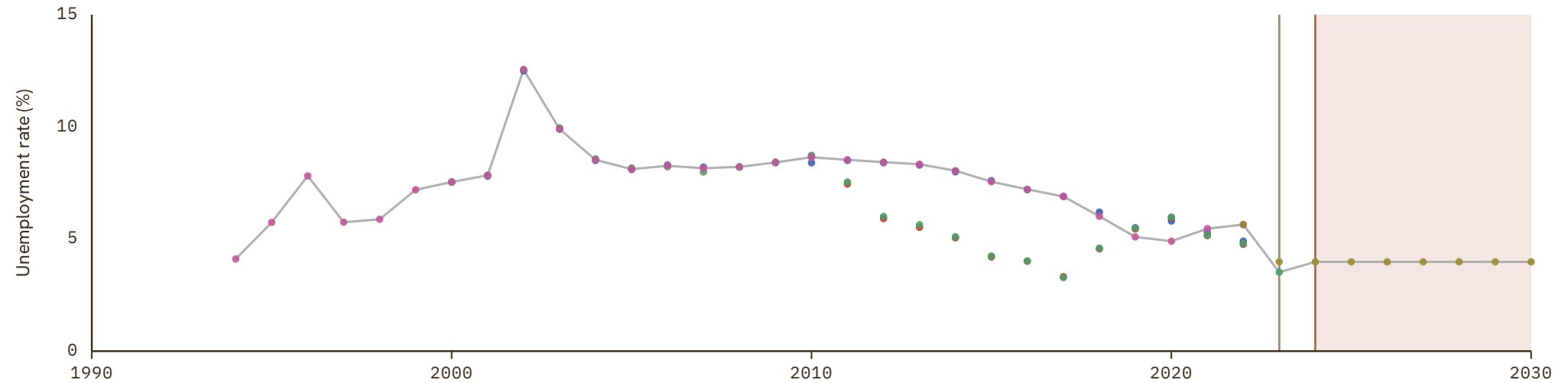
UNIT
in %

1 Source composition

SOURCE	CODE	TIME SPAN	NOTES
International Monetary Fund (2025)	IMF WEO	1994 - 2022	Baseline source, overlaps with anchor year 2018.
International Monetary Fund (2025)	IMF IFS	2023 - 2023	Replacing using overlapping data in 2024.
International Monetary Fund (2025) (forecasts)	IMF WEO forecast	2024 - 2030	Replacing using overlapping data in 2031.

2 Harmonised series

GMD forecast
 — GMD estimate
| Source change
● ADB
● ILO
● IMF IFS
● IMF WEO
● IMF WEO forecast



Laos

COVERAGE
1995–2022

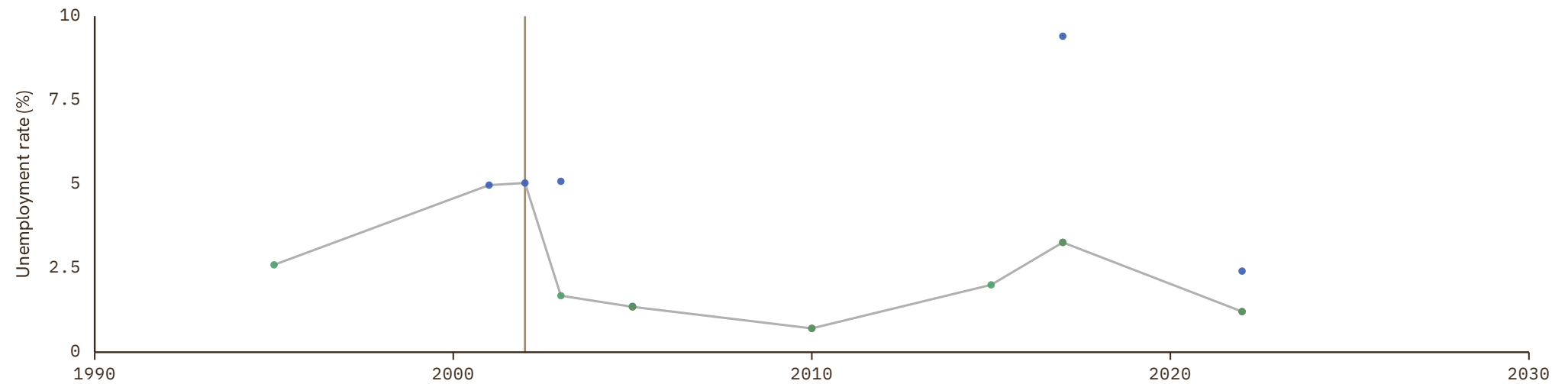
UNIT
in %

1 Source composition

SOURCE	CODE	TIME SPAN	NOTES
International Monetary Fund (2025)	IMF IFS	1995 - 2000	Replacing using overlapping data in 2001.
Asian Development Bank (2024)	ADB	2001 - 2002	Replacing using overlapping data in 2003.
International Monetary Fund (2025)	IMF IFS	2003 - 2022	Baseline source, overlaps with anchor year 2018.

2 Harmonised series

— GMD estimate | Source change ● ADB ● ILO ● IMF IFS



Latvia

COVERAGE
1990–2030

UNIT
in %

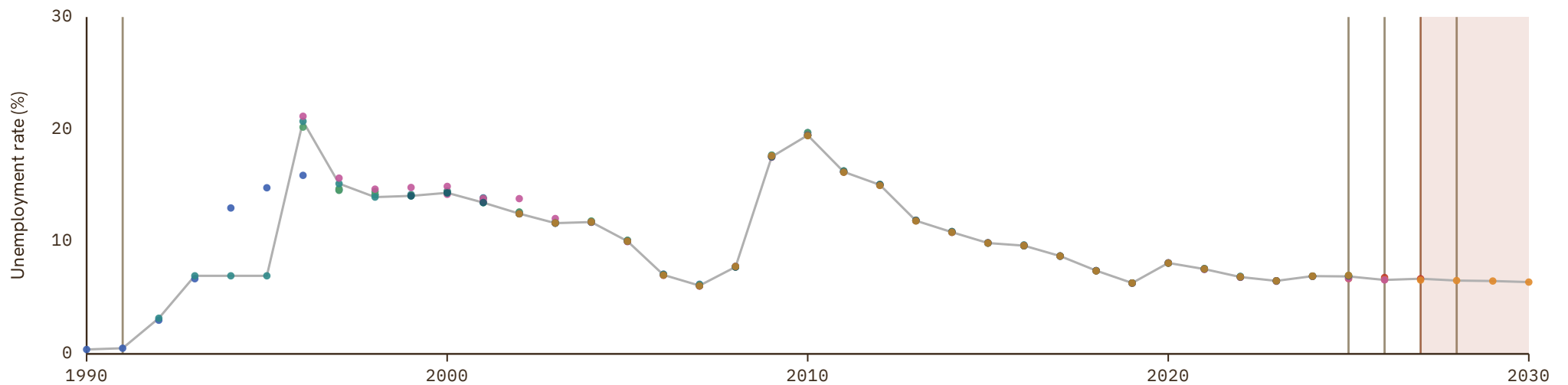
1 Source composition

SOURCE	CODE	TIME SPAN	NOTES
European Commission (2024)	AMECO	1990 - 1991	Replacing using overlapping data in 1992.
International Monetary Fund (2025)	IMF WEO	1992 - 2024	Baseline source, overlaps with anchor year 2018.
Eurostat (2025)	EUS	2025 - 2025	Replacing using overlapping data in 2026.
OECD (2024)	OECD EO	2026 - 2026	Replacing using overlapping data in 2027.
AMECO forecast	AMECO forecast	2027 - 2027	Replacing using overlapping data in 2028.
International Monetary Fund (2025) (forecasts)	IMF WEO forecast	2028 - 2030	Replacing using overlapping data in 2031.

2 Harmonised series

GMD forecast
 — GMD estimate
| Source change
● AMECO
● AMECO forecast
● EUS
● ILO
● IMF IFS
● IMF WEO
● IMF WEO forecast
● OECD EO

● OECD KEI
● WB GEM



Lebanon

COVERAGE
1991-2023

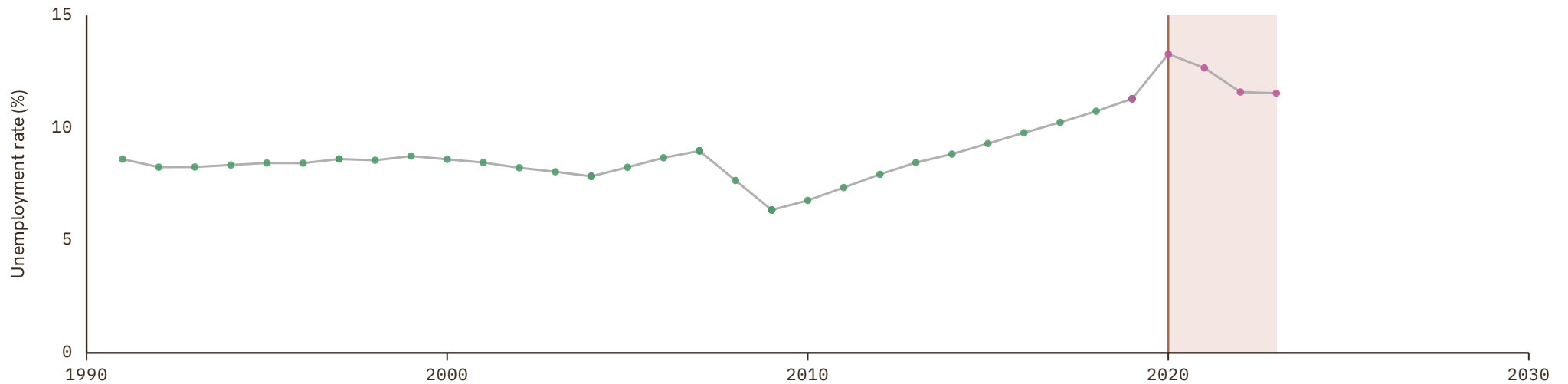
UNIT
in %

1 Source composition

SOURCE	CODE	TIME SPAN	NOTES
International Monetary Fund (2025)	IMF WEO	1991 - 2019	Baseline source, overlaps with anchor year 2018.
International Monetary Fund (2025) (forecasts)	IMF WEO forecast	2020 - 2023	Replacing using overlapping data in 2024.

2 Harmonised series

GMD forecast
 — GMD estimate
 | Source change
 ● ILO
 ● IMF IFS
 ● IMF WEO
 ● IMF WEO forecast



Lesotho

COVERAGE
1986-2024

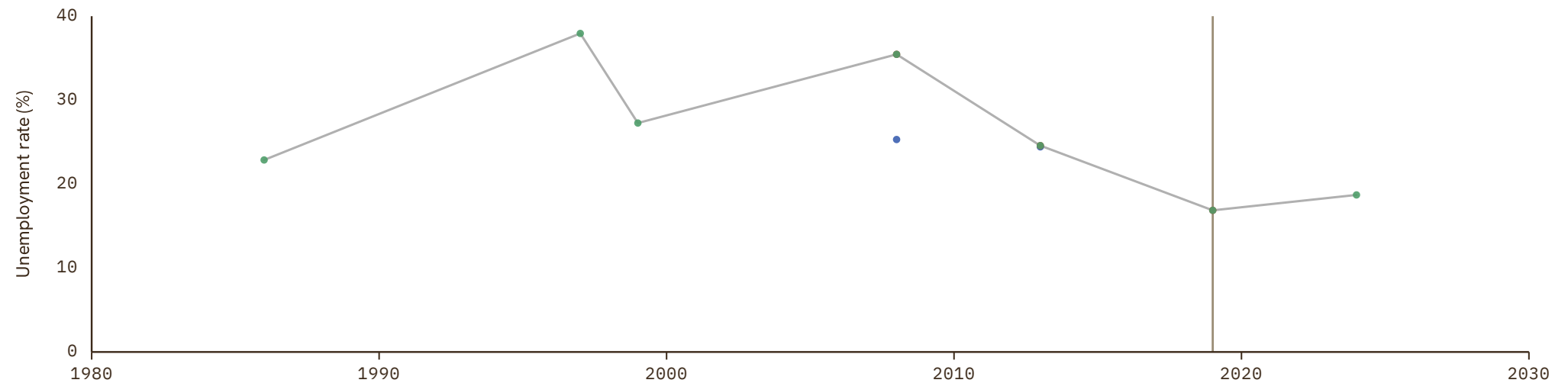
UNIT
in %

1 Source composition

SOURCE	CODE	TIME SPAN	NOTES
International Monetary Fund (2025)	IMF IFS	1986 - 2024	Baseline source, overlaps with anchor year 2018.

2 Harmonised series

— GMD estimate | | Source change ● AFDB ● ILO ● IMF IFS



Liberia

COVERAGE
2007-2017

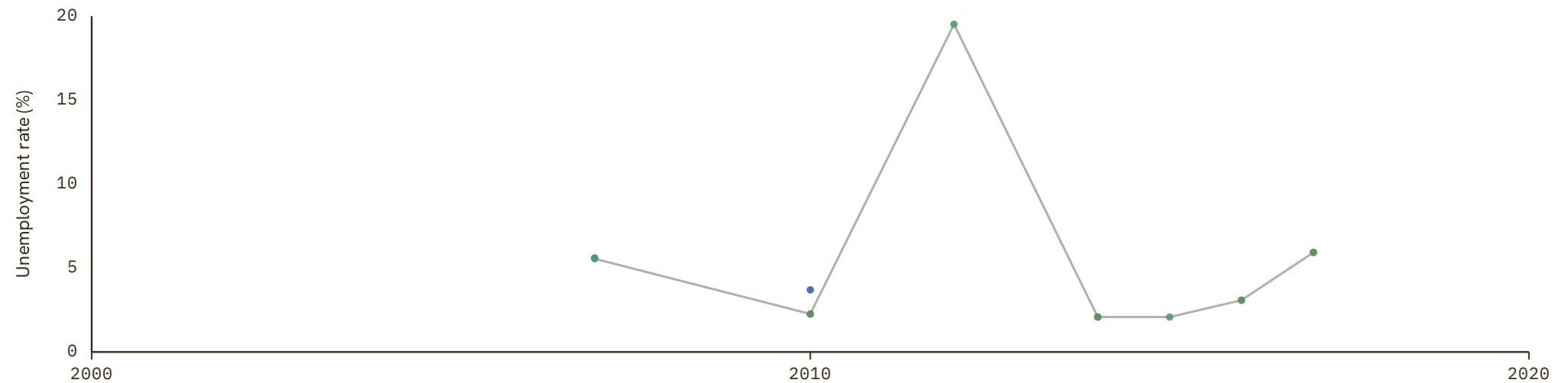
UNIT
in %

1 Source composition

SOURCE	CODE	TIME SPAN	NOTES
International Monetary Fund (2025)	IMF IFS	2007 - 2017	Replacing using overlapping data in 2018.

2 Harmonised series

— GMD estimate ● AFDB ● ILO ● IMF IFS



Libya

COVERAGE
2012–2012

UNIT
in %

1 Source composition

SOURCE	CODE	TIME SPAN	NOTES
International Monetary Fund (2025)	IMF IFS	2012 - 2012	Replacing using overlapping data in 2013.

2 Harmonised series

— GMD estimate ● ILO ● IMF IFS



Lithuania

COVERAGE
1991–2030

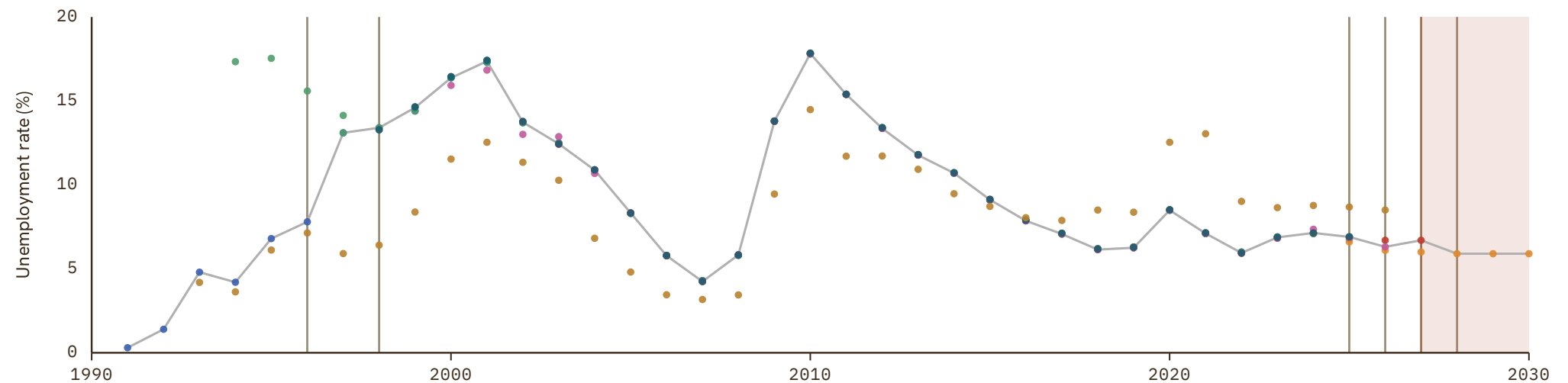
UNIT
in %

1 Source composition

SOURCE	CODE	TIME SPAN	NOTES
European Commission (2024)	AMECO	1991 - 1996	Replacing using overlapping data in 1997.
Eurostat (2025)	EUS	1997 - 1998	Replacing using overlapping data in 1999.
International Monetary Fund (2025)	IMF WEO	1999 - 2024	Baseline source, overlaps with anchor year 2018.
Eurostat (2025)	EUS	2025 - 2025	Replacing using overlapping data in 2026.
OECD (2024)	OECD EO	2026 - 2026	Replacing using overlapping data in 2027.
AMECO forecast	AMECO forecast	2027 - 2027	Replacing using overlapping data in 2028.
International Monetary Fund (2025) (forecasts)	IMF WEO forecast	2028 - 2030	Replacing using overlapping data in 2031.

2 Harmonised series

GMD forecast
 GMD estimate
 Source change
 ● AMECO
 ● AMECO forecast
 ● EUS
 ● ILO
 ● IMF IFS
 ● IMF WEO
 ● IMF WEO forecast
 ● OECD EO
 ● OECD KEI
 ● WB GEM



Luxembourg

COVERAGE
1975–2030

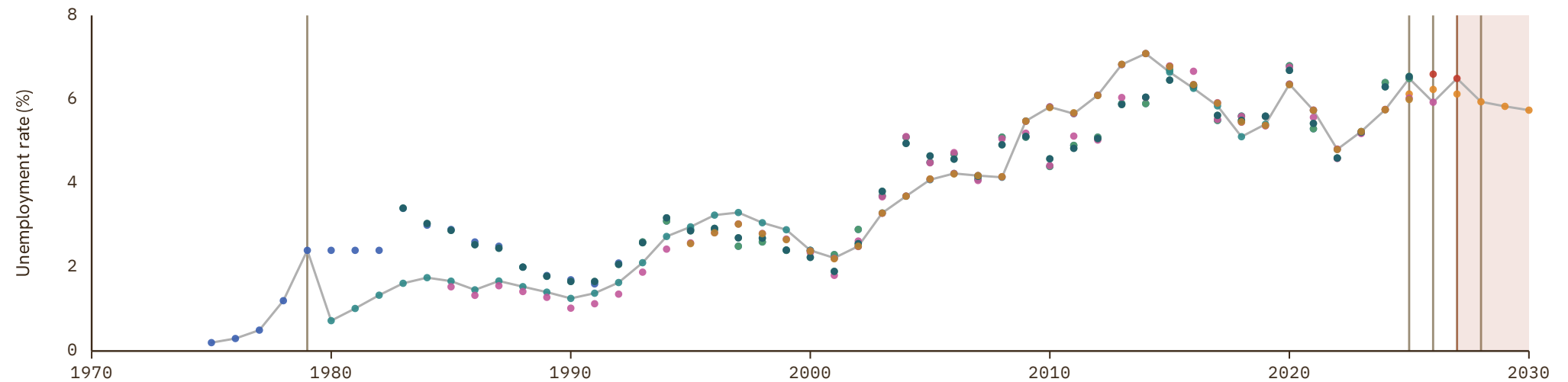
UNIT
in %

1 Source composition

SOURCE	CODE	TIME SPAN	NOTES
European Commission (2024)	AMECO	1975 - 1979	Replacing using overlapping data in 1980.
International Monetary Fund (2025)	IMF WEO	1980 - 2024	Baseline source, overlaps with anchor year 2018.
Eurostat (2025)	EUS	2025 - 2025	Replacing using overlapping data in 2026.
OECD (2024)	OECD EO	2026 - 2026	Replacing using overlapping data in 2027.
AMECO forecast	AMECO forecast	2027 - 2027	Replacing using overlapping data in 2028.
International Monetary Fund (2025) (forecasts)	IMF WEO forecast	2028 - 2030	Replacing using overlapping data in 2031.

2 Harmonised series

GMD forecast
 GMD estimate
 Source change
 ● AMECO
 ● AMECO forecast
 ● EUS
 ● ILO
 ● IMF IFS
 ● IMF WEO
 ● IMF WEO forecast
 ● OECD EO
 ● OECD KEI
 ● WB GEM



Macedonia

COVERAGE
1982-2030

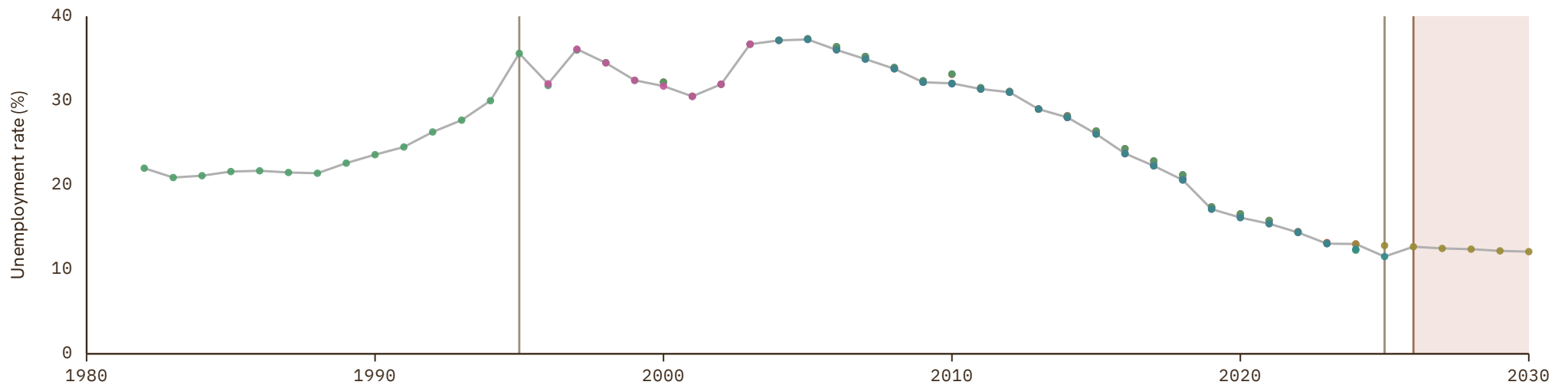
UNIT
in %

1 Source composition

SOURCE	CODE	TIME SPAN	NOTES
International Monetary Fund (2025)	IMF IFS	1982 - 1995	Replacing using overlapping data in 1996.
International Monetary Fund (2025)	IMF WEO	1996 - 2024	Baseline source, overlaps with anchor year 2018.
World Bank (2026)	WB GEM	2025 - 2025	Replacing using overlapping data in 2026.
International Monetary Fund (2025) (forecasts)	IMF WEO forecast	2026 - 2030	Replacing using overlapping data in 2031.

2 Harmonised series

GMD forecast
 — GMD estimate
| Source change
● EUS
● ILO
● IMF IFS
● IMF WEO
● IMF WEO forecast
● WB GEM



Madagascar

COVERAGE
2000-2022

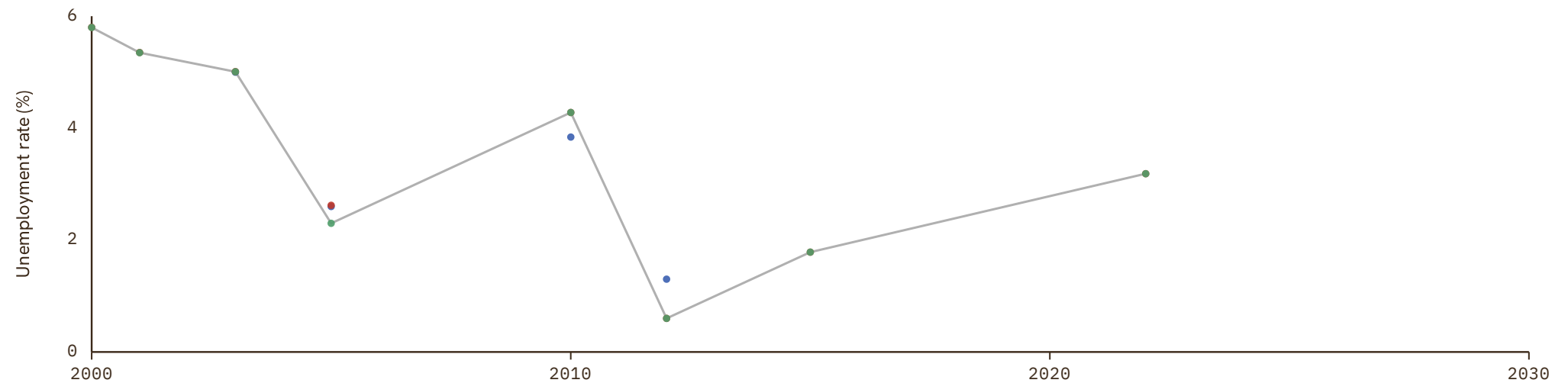
UNIT
in %

1 Source composition

SOURCE	CODE	TIME SPAN	NOTES
International Monetary Fund (2025)	IMF IFS	2000 - 2022	Baseline source, overlaps with anchor year 2018.

2 Harmonised series

— GMD estimate ● AFDB ● ILO ● IMF IFS



Malawi

COVERAGE
1983-2024

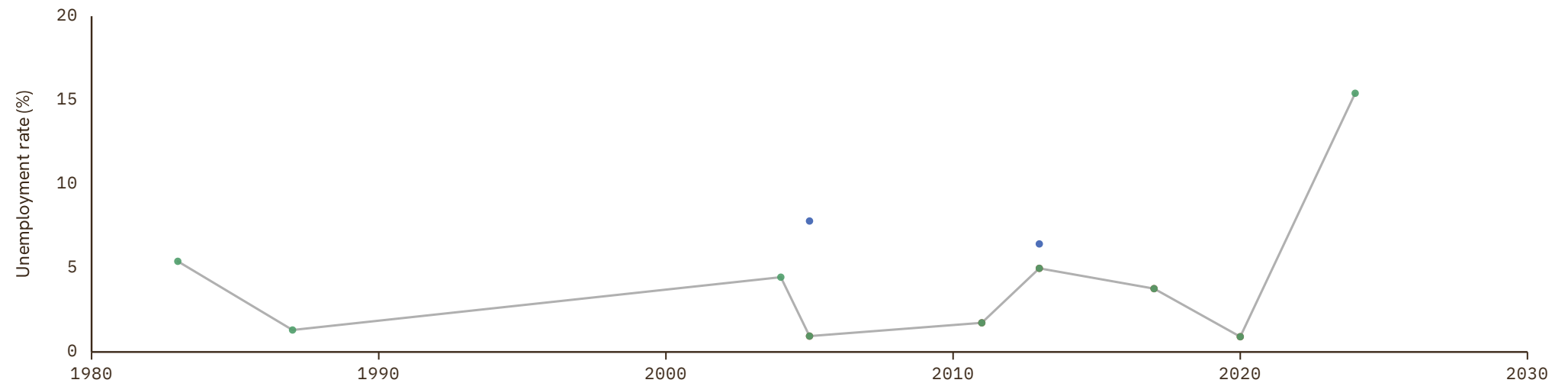
UNIT
in %

1 Source composition

SOURCE	CODE	TIME SPAN	NOTES
International Monetary Fund (2025)	IMF IFS	1983 - 2024	Baseline source, overlaps with anchor year 2018.

2 Harmonised series

— GMD estimate ● AFDB ● ILO ● IMF IFS



Malaysia

COVERAGE
1970-2030

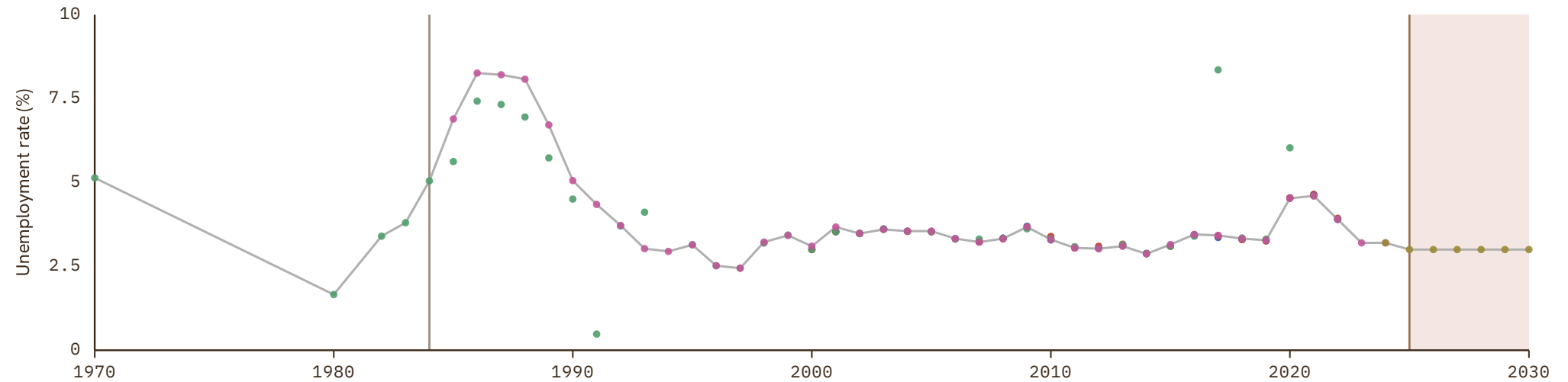
UNIT
in %

1 Source composition

SOURCE	CODE	TIME SPAN	NOTES
International Monetary Fund (2025)	IMF IFS	1970 - 1984	Replacing using overlapping data in 1985.
International Monetary Fund (2025)	IMF WEO	1985 - 2024	Baseline source, overlaps with anchor year 2018.
International Monetary Fund (2025) (forecasts)	IMF WEO forecast	2025 - 2030	Replacing using overlapping data in 2031.

2 Harmonised series

GMD forecast
 — GMD estimate
| Source change
● ADB
● ILO
● IMF IFS
● IMF WEO
● IMF WEO forecast



Maldives

COVERAGE
1995–2022

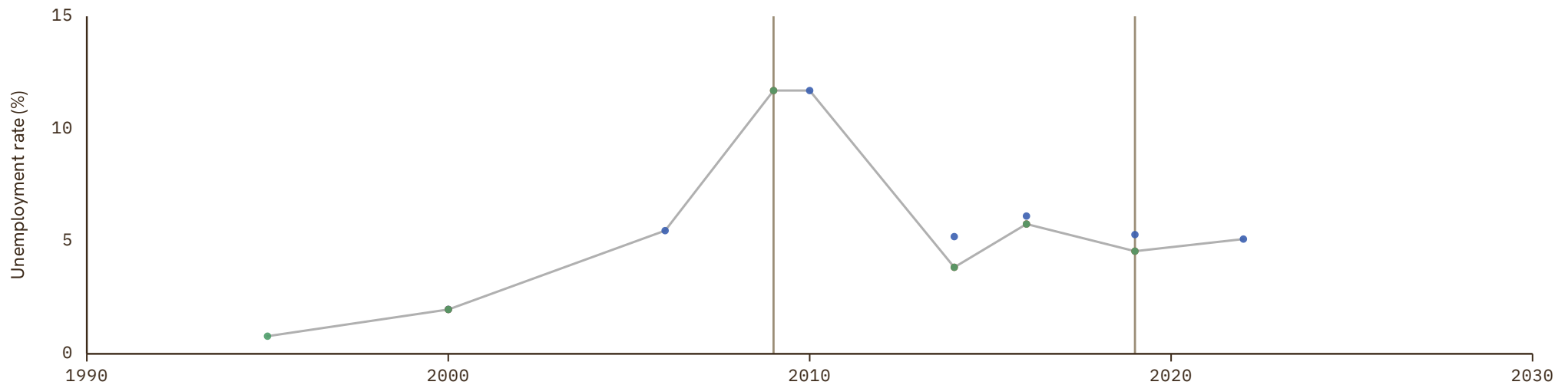
UNIT
in %

1 Source composition

SOURCE	CODE	TIME SPAN	NOTES
International Monetary Fund (2025)	IMF IFS	1995 - 2005	Replacing using overlapping data in 2006.
Asian Development Bank (2024)	ADB	2006 - 2008	Replacing using overlapping data in 2009.
International Monetary Fund (2025)	IMF IFS	2009 - 2009	Replacing using overlapping data in 2010.
Asian Development Bank (2024)	ADB	2010 - 2013	Replacing using overlapping data in 2014.
International Monetary Fund (2025)	IMF IFS	2014 - 2021	Baseline source, overlaps with anchor year 2018.
Asian Development Bank (2024)	ADB	2022 - 2022	Replacing using overlapping data in 2023.

2 Harmonised series

— GMD estimate | Source change ● ADB ● ILO ● IMF IFS



Mali

COVERAGE
1997-2023

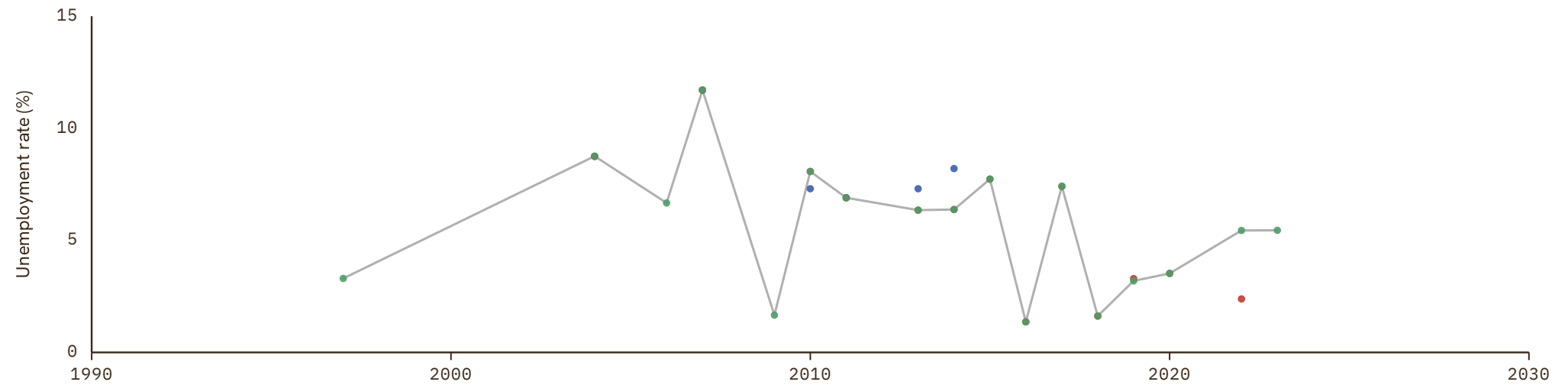
UNIT
in %

1 Source composition

SOURCE	CODE	TIME SPAN	NOTES
International Monetary Fund (2025)	IMF IFS	1997 - 2023	Baseline source, overlaps with anchor year 2018.

2 Harmonised series

— GMD estimate ● AFDB ● ILO ● IMF IFS



Malta

COVERAGE
1983-2030

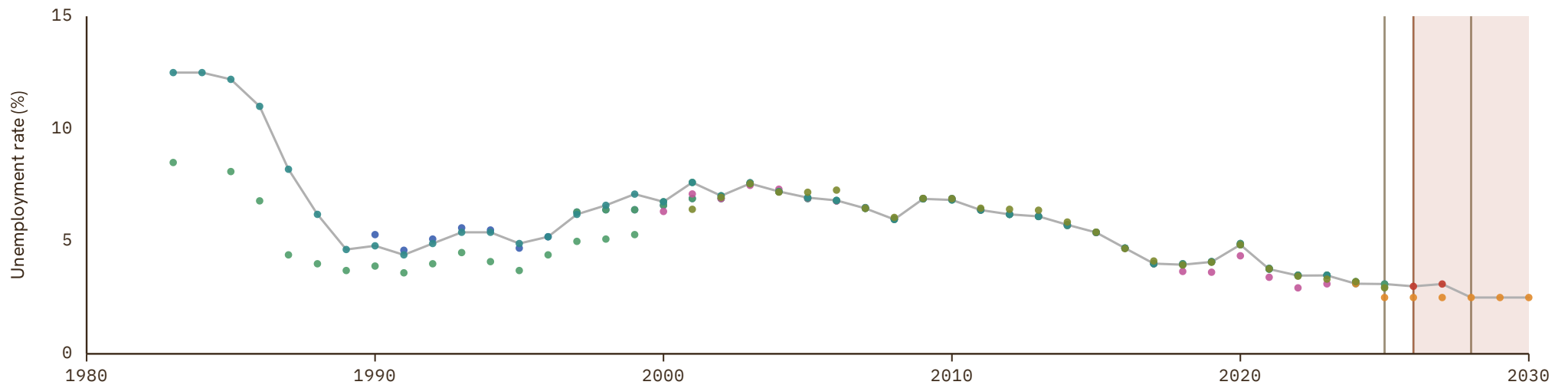
UNIT
in %

1 Source composition

SOURCE	CODE	TIME SPAN	NOTES
International Monetary Fund (2025)	IMF WEO	1983 - 2024	Baseline source, overlaps with anchor year 2018.
Eurostat (2025)	EUS	2025 - 2025	Replacing using overlapping data in 2026.
AMECO forecast	AMECO forecast	2026 - 2027	Replacing using overlapping data in 2028.
International Monetary Fund (2025) (forecasts)	IMF WEO forecast	2028 - 2030	Replacing using overlapping data in 2031.

2 Harmonised series

GMD forecast
 — GMD estimate
 | Source change
 ● AMECO
 ● AMECO forecast
 ● EUS
 ● ILO
 ● IMF IFS
 ● IMF WEO
 ● IMF WEO forecast
 ● WB GEM



Mauritania

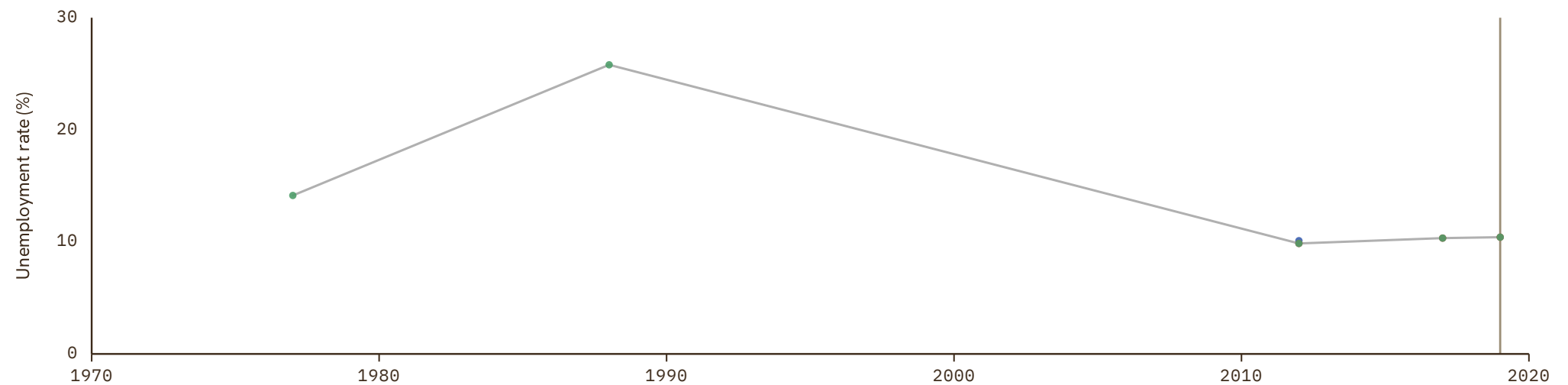
COVERAGE
1977-2019UNIT
in %

1 Source composition

SOURCE	CODE	TIME SPAN	NOTES
International Monetary Fund (2025)	IMF IFS	1977 - 2019	Baseline source, overlaps with anchor year 2018.

2 Harmonised series

— GMD estimate | Source change ● AFDB ● ILO ● IMF IFS



Mauritius

COVERAGE
1982-2030

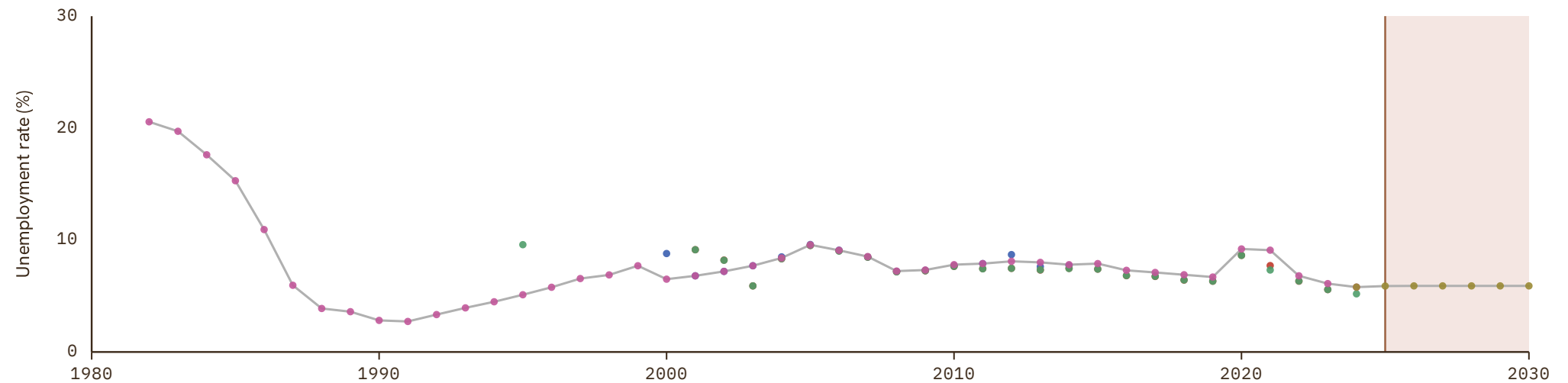
UNIT
in %

1 Source composition

SOURCE	CODE	TIME SPAN	NOTES
International Monetary Fund (2025)	IMF WEO	1982 - 2024	Baseline source, overlaps with anchor year 2018.
International Monetary Fund (2025) (forecasts)	IMF WEO forecast	2025 - 2030	Replacing using overlapping data in 2031.

2 Harmonised series

GMD forecast
 — GMD estimate
 | Source change
 ● AFDB
 ● ILO
 ● IMF IFS
 ● IMF WEO
 ● IMF WEO forecast



Mexico

COVERAGE
1980-2030

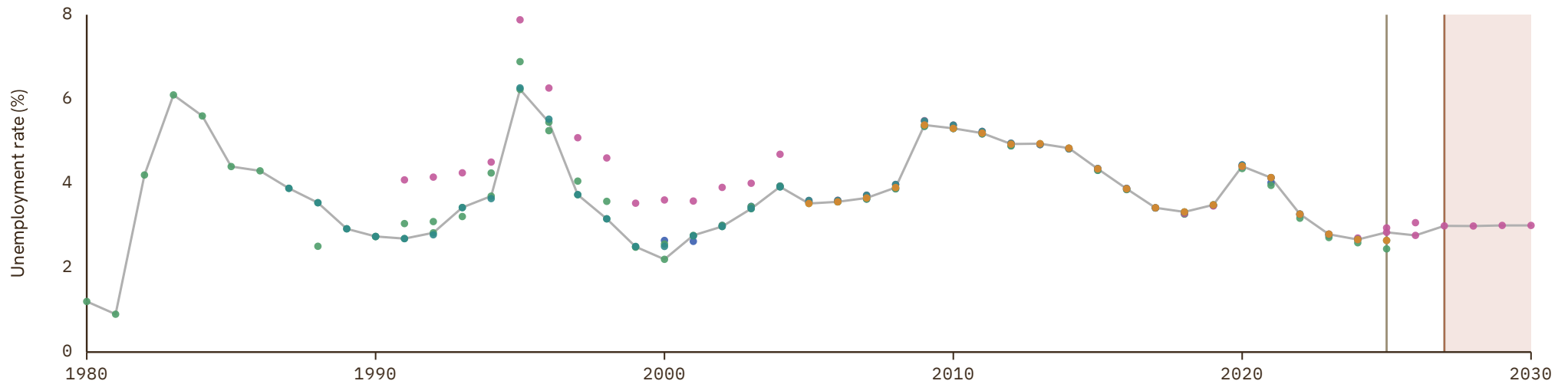
UNIT
in %

1 Source composition

SOURCE	CODE	TIME SPAN	NOTES
International Monetary Fund (2025)	IMF WEO	1980 - 2024	Baseline source, overlaps with anchor year 2018.
OECD (2024)	OECD EO	2025 - 2026	Replacing using overlapping data in 2027.
International Monetary Fund (2025) (forecasts)	IMF WEO forecast	2027 - 2030	Replacing using overlapping data in 2031.

2 Harmonised series

GMD forecast
 — GMD estimate
| Source change
● ILO
● IMF IFS
● IMF WEO
● IMF WEO forecast
● OECD EO
● OECD KEI
● WB GEM



Moldova

COVERAGE
1989-2030

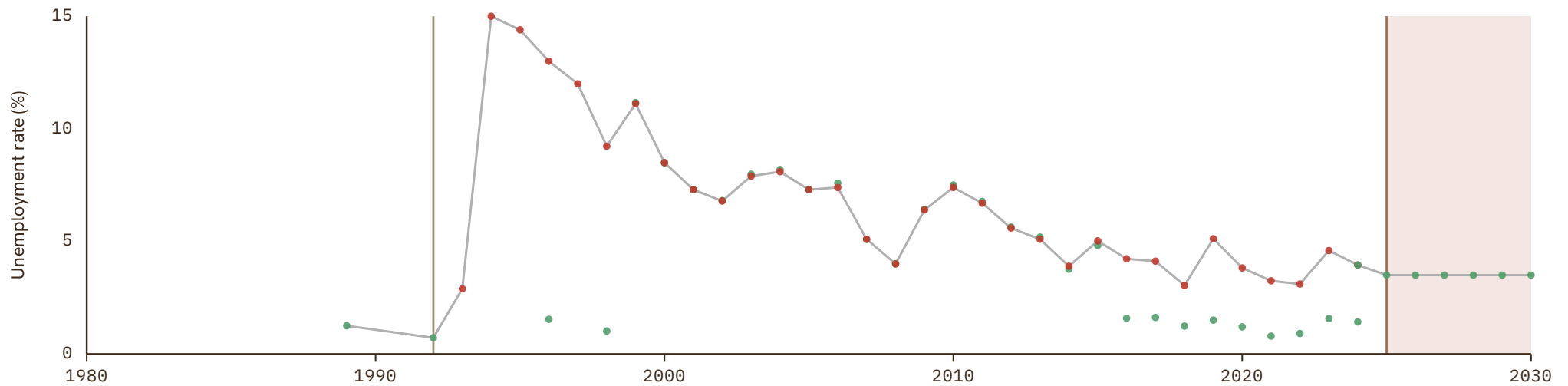
UNIT
in %

1 Source composition

SOURCE	CODE	TIME SPAN	NOTES
International Monetary Fund (2025)	IMF IFS	1989 - 1992	Replacing using overlapping data in 1993.
International Monetary Fund (2025)	IMF WEO	1993 - 2024	Baseline source, overlaps with anchor year 2018.
International Monetary Fund (2025) (forecasts)	IMF WEO forecast	2025 - 2030	Replacing using overlapping data in 2031.

2 Harmonised series

GMD forecast
 — GMD estimate
 | Source change
 ● IMF IFS
 ● IMF WEO
 ● IMF WEO forecast



Monaco

COVERAGE

2000–2016

UNIT

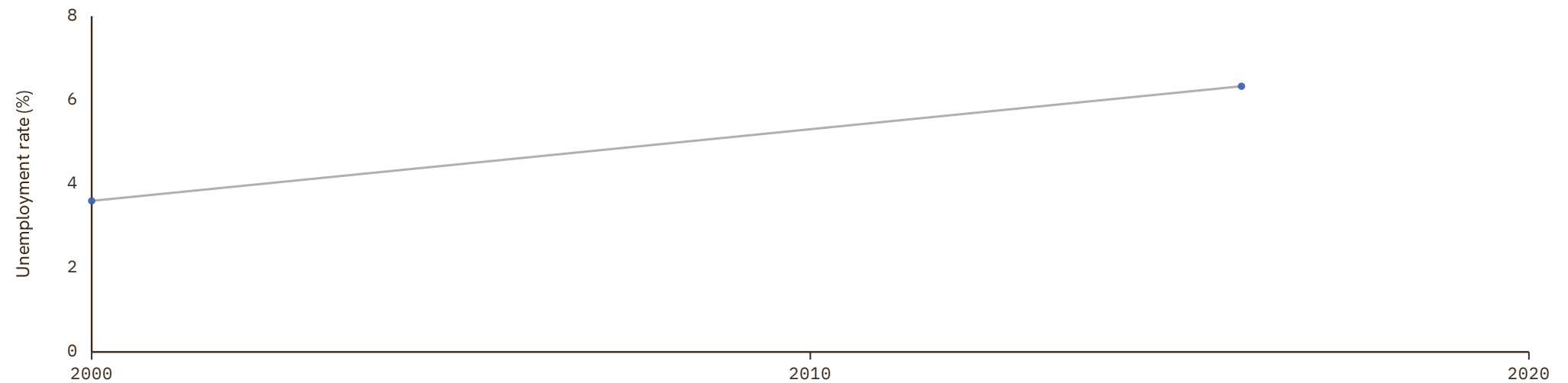
in %

1 Source composition

SOURCE	CODE	TIME SPAN	NOTES
Internl Labour Organization (2024)	ILO	2000 - 2016	Replacing using overlapping data in 2017.

2 Harmonised series

— GMD estimate ● ILO



Mongolia

COVERAGE
1993-2030

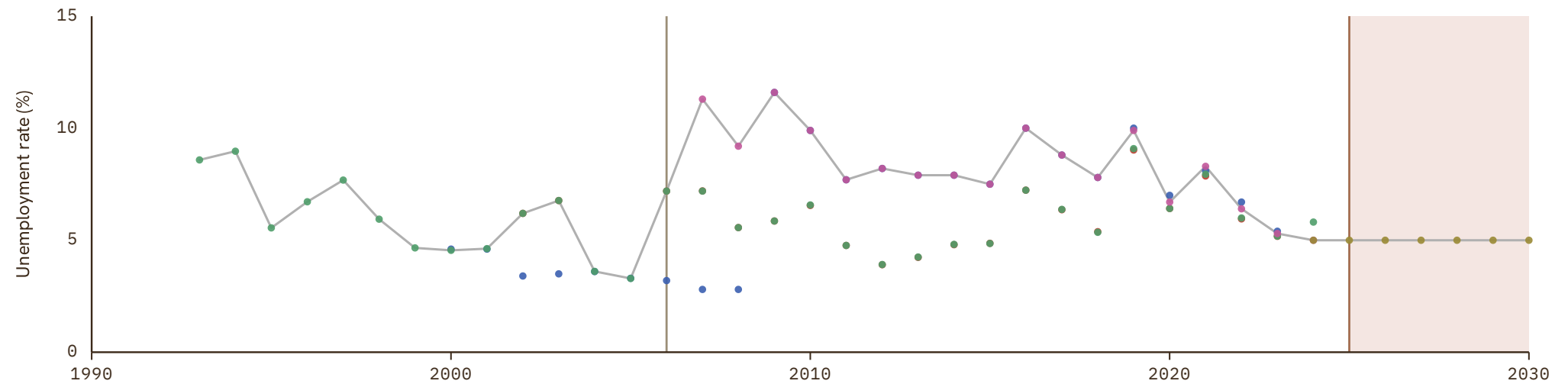
UNIT
in %

1 Source composition

SOURCE	CODE	TIME SPAN	NOTES
International Monetary Fund (2025)	IMF IFS	1993 - 2006	Replacing using overlapping data in 2007.
International Monetary Fund (2025)	IMF WEO	2007 - 2024	Baseline source, overlaps with anchor year 2018.
International Monetary Fund (2025) (forecasts)	IMF WEO forecast	2025 - 2030	Replacing using overlapping data in 2031.

2 Harmonised series

GMD forecast
 — GMD estimate
| Source change
● ADB
● ILO
● IMF IFS
● IMF WEO
● IMF WEO forecast



Montenegro

COVERAGE
2005-2024

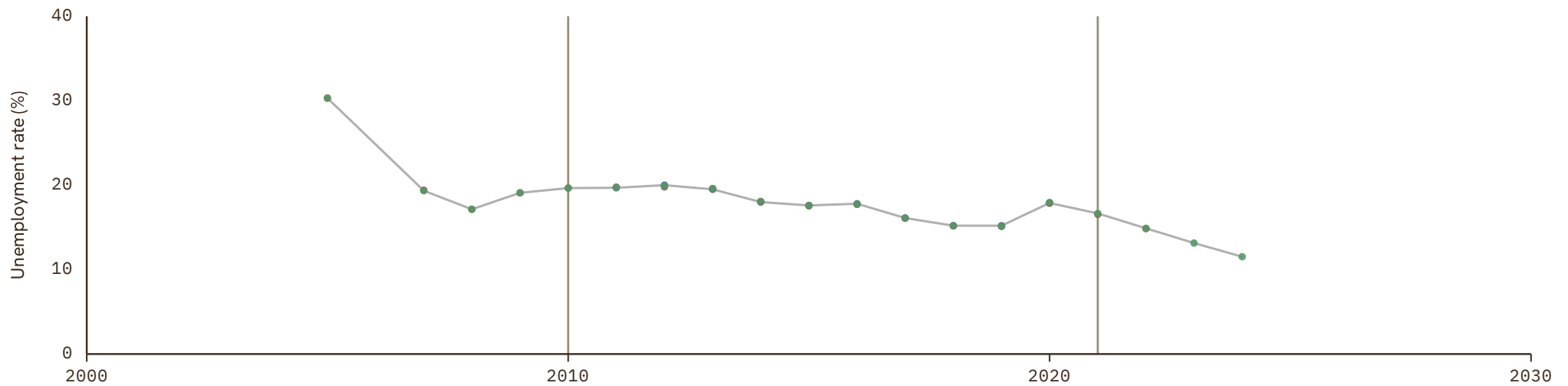
UNIT
in %

1 Source composition

SOURCE	CODE	TIME SPAN	NOTES
International Monetary Fund (2025)	IMF IFS	2005 - 2010	Replacing using overlapping data in 2011.
Eurostat (2025)	EUS	2011 - 2020	Baseline source, overlaps with anchor year 2018.
International Monetary Fund (2025)	IMF IFS	2021 - 2024	Replacing using overlapping data in 2025.

2 Harmonised series

— GMD estimate | Source change ● EUS ● ILO ● IMF IFS



Morocco

COVERAGE
1982-2030

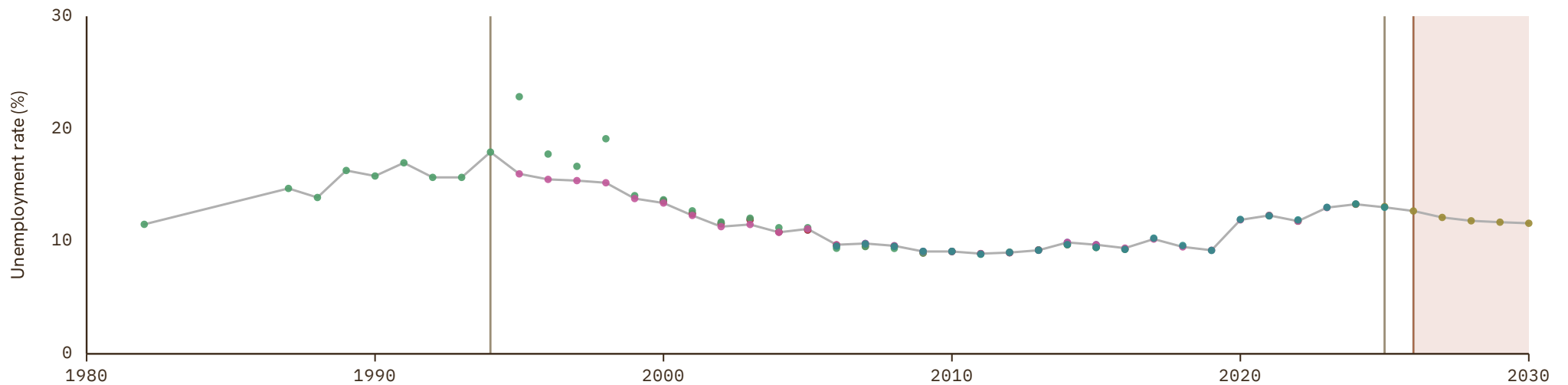
UNIT
in %

1 Source composition

SOURCE	CODE	TIME SPAN	NOTES
International Monetary Fund (2025)	IMF IFS	1982 - 1994	Replacing using overlapping data in 1995.
International Monetary Fund (2025)	IMF WEO	1995 - 2024	Baseline source, overlaps with anchor year 2018.
World Bank (2026)	WB GEM	2025 - 2025	Replacing using overlapping data in 2026.
International Monetary Fund (2025) (forecasts)	IMF WEO forecast	2026 - 2030	Replacing using overlapping data in 2031.

2 Harmonised series

GMD forecast
 — GMD estimate
| Source change
● AFDB
● ILO
● IMF IFS
● IMF WEO
● IMF WEO forecast
● WB GEM



Mozambique

COVERAGE
1997–2022

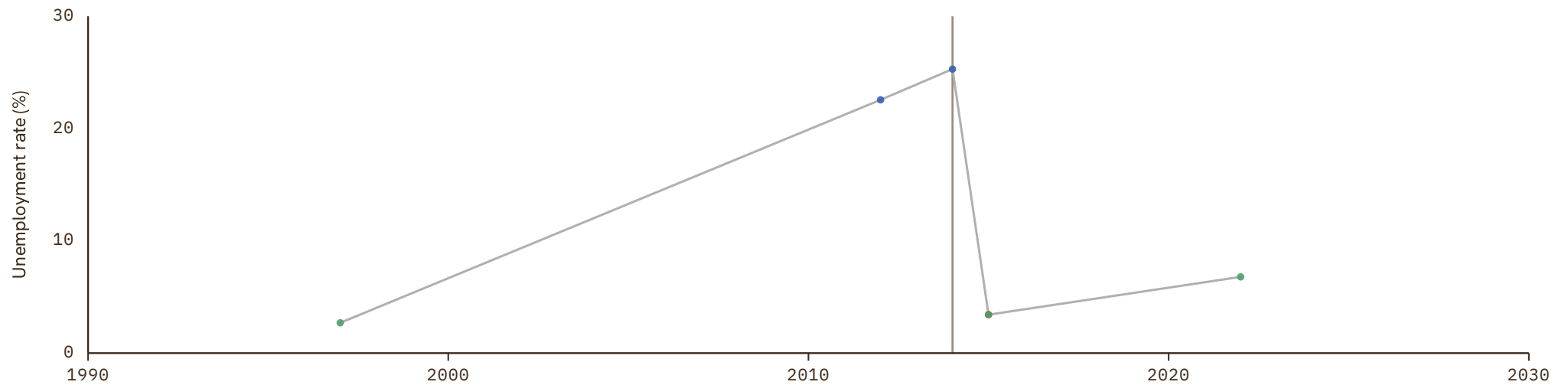
UNIT
in %

1 Source composition

SOURCE	CODE	TIME SPAN	NOTES
International Monetary Fund (2025)	IMF IFS	1997 - 2011	Replacing using overlapping data in 2012.
African Development Bank (2018)	AFDB	2012 - 2014	Replacing using overlapping data in 2015.
International Monetary Fund (2025)	IMF IFS	2015 - 2022	Baseline source, overlaps with anchor year 2018.

2 Harmonised series

— GMD estimate | Source change ● AFDB ● ILO ● IMF IFS



Myanmar

COVERAGE
1985-2020

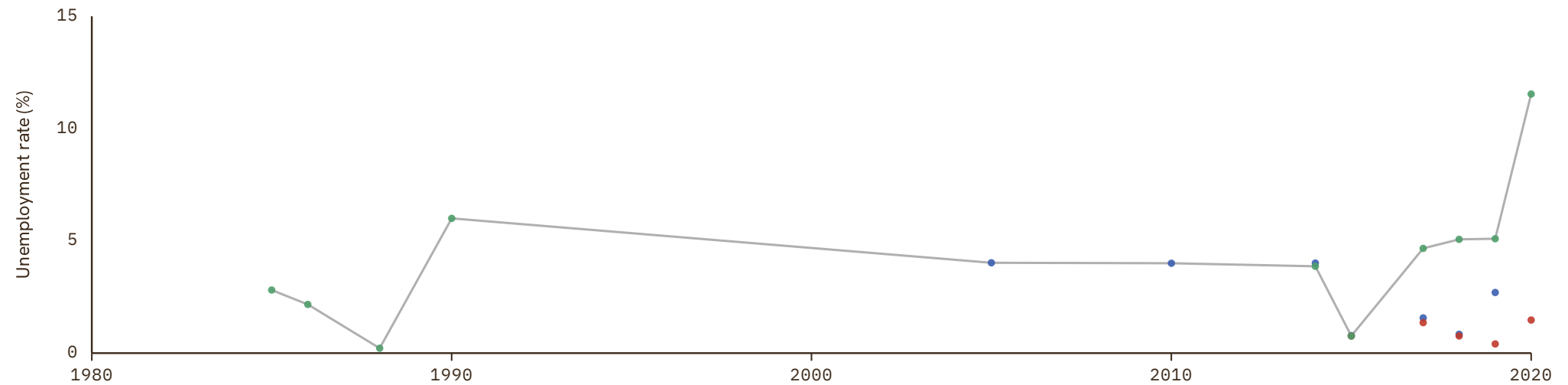
UNIT
in %

1 Source composition

SOURCE	CODE	TIME SPAN	NOTES
International Monetary Fund (2025)	IMF IFS	1985 - 2004	Replacing using overlapping data in 2005.
Asian Development Bank (2024)	ADB	2005 - 2013	Replacing using overlapping data in 2014.
International Monetary Fund (2025)	IMF IFS	2014 - 2020	Baseline source, overlaps with anchor year 2018.

2 Harmonised series

— GMD estimate ● ADB ● ILO ● IMF IFS



Namibia

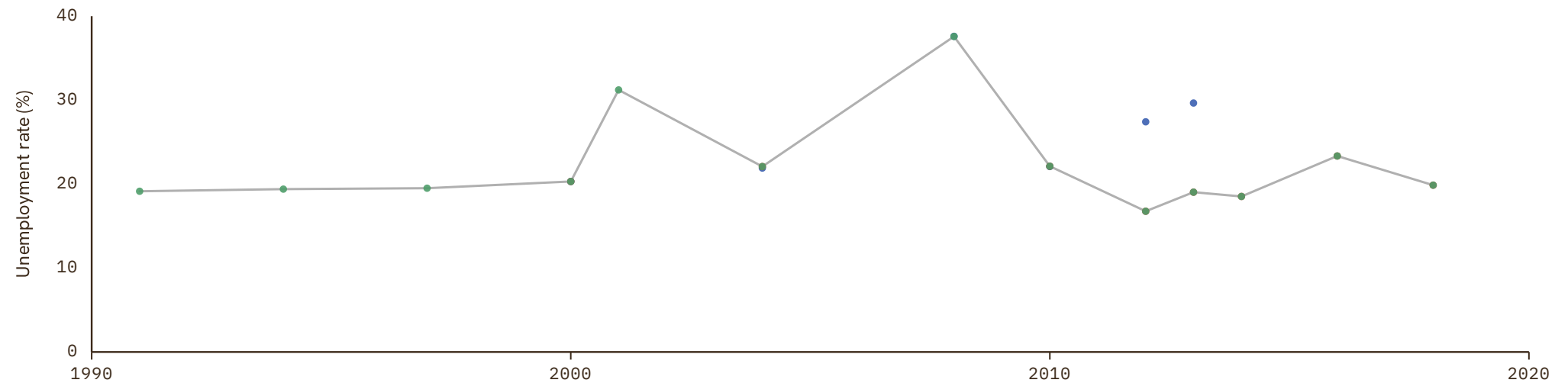
COVERAGE
1991–2018UNIT
in %

1 Source composition

SOURCE	CODE	TIME SPAN	NOTES
International Monetary Fund (2025)	IMF IFS	1991 - 2018	Replacing using overlapping data in 2019.

2 Harmonised series

— GMD estimate ● AFDB ● ILO ● IMF IFS



Nepal

COVERAGE
1996–2020

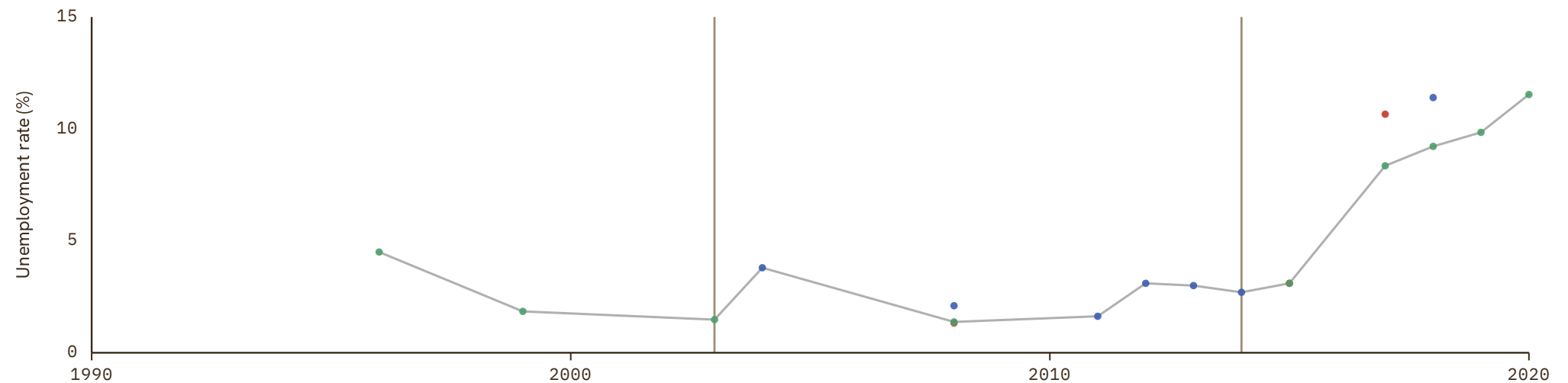
UNIT
in %

1 Source composition

SOURCE	CODE	TIME SPAN	NOTES
International Monetary Fund (2025)	IMF IFS	1996 - 2003	Replacing using overlapping data in 2004.
Asian Development Bank (2024)	ADB	2004 - 2007	Replacing using overlapping data in 2008.
International Monetary Fund (2025)	IMF IFS	2008 - 2010	Replacing using overlapping data in 2011.
Asian Development Bank (2024)	ADB	2011 - 2014	Replacing using overlapping data in 2015.
International Monetary Fund (2025)	IMF IFS	2015 - 2020	Baseline source, overlaps with anchor year 2018.

2 Harmonised series

— GMD estimate | Source change ● ADB ● ILO ● IMF IFS



Netherlands

COVERAGE
1870–2030

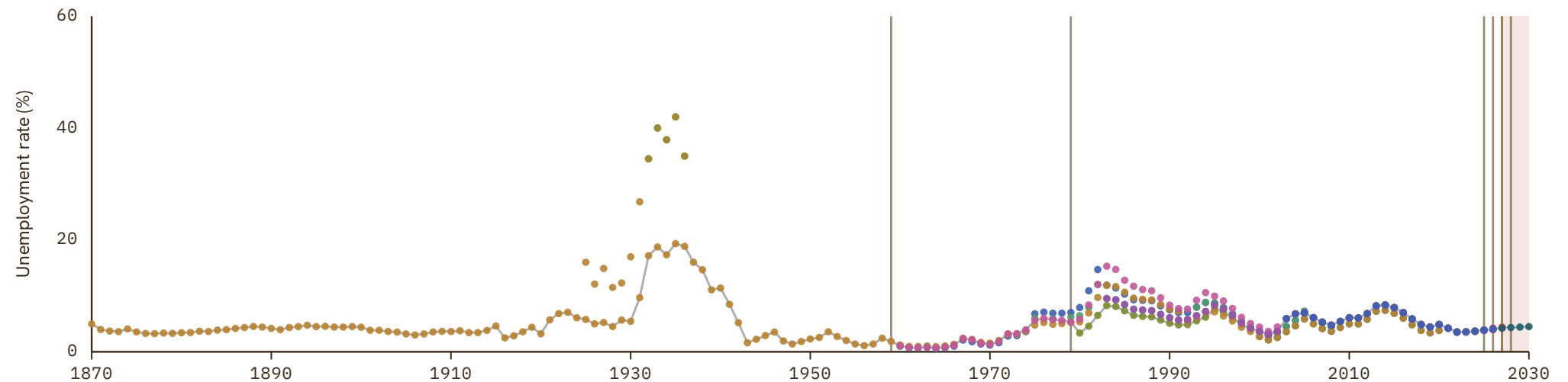
UNIT
in %

1 Source composition

SOURCE	CODE	TIME SPAN	NOTES
Jordá et al. (2017)	JST	1870 - 1959	Replacing using overlapping data in 1960.
OECD (2024)	OECD EO	1960 - 1979	Replacing using overlapping data in 1980.
International Monetary Fund (2025)	IMF WEO	1980 - 2024	Baseline source, overlaps with anchor year 2018.
Eurostat (2025)	EUS	2025 - 2025	Replacing using overlapping data in 2026.
OECD (2024)	OECD EO	2026 - 2026	Replacing using overlapping data in 2027.
AMECO forecast	AMECO forecast	2027 - 2027	Replacing using overlapping data in 2028.
International Monetary Fund (2025) (forecasts)	IMF WEO forecast	2028 - 2030	Replacing using overlapping data in 2031.

2 Harmonised series

GMD forecast
 GMD estimate
 Source change
 ● AMECO
 ● AMECO forecast
 ● EUS
 ● IHD
 ● IHD 2
 ● ILO
 ● IMF IFS
 ● IMF WEO
 ● IMF WEO forecast
 ● JST
 ● OECD EO
 ● OECD KEI
 ● WB GEM



Netherlands Antilles

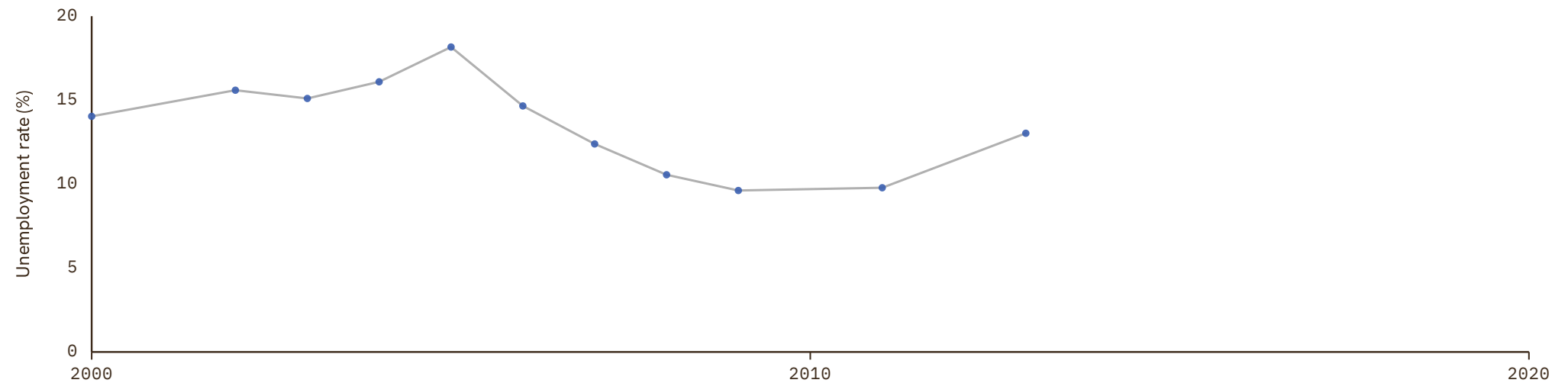
COVERAGE
2000–2013UNIT
in %

1 Source composition

SOURCE	CODE	TIME SPAN	NOTES
Internl Labour Organization (2024)	ILO	2000 - 2013	Replacing using overlapping data in 2014.

2 Harmonised series

— GMD estimate ● ILO



New Zealand

COVERAGE
1958–2030

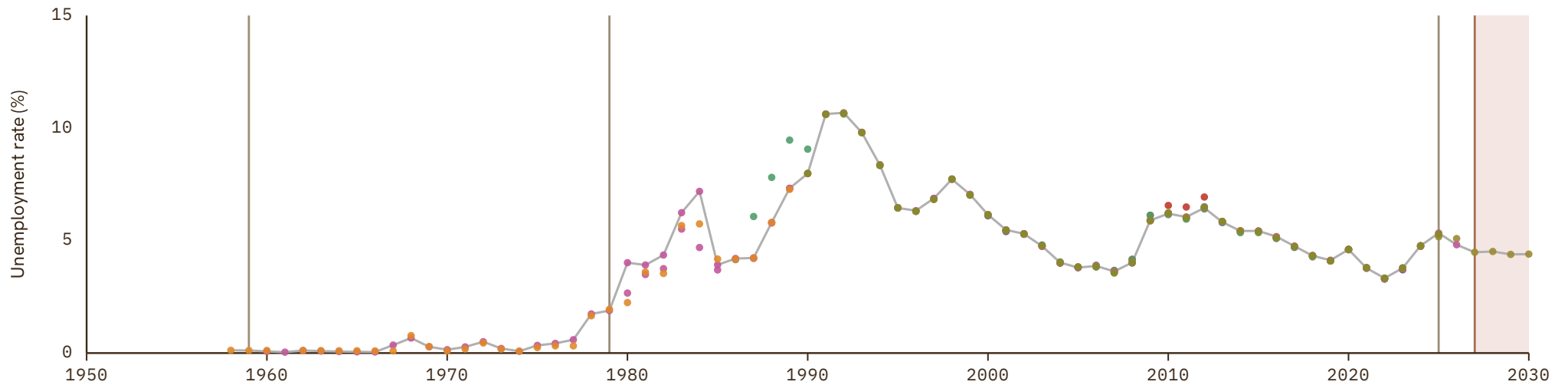
UNIT
in %

1 Source composition

SOURCE	CODE	TIME SPAN	NOTES
OECD (2024)	OECD KEI	1958 - 1959	Replacing using overlapping data in 1960.
OECD (2024)	OECD EO	1960 - 1979	Replacing using overlapping data in 1980.
International Monetary Fund (2025)	IMF WEO	1980 - 2024	Baseline source, overlaps with anchor year 2018.
OECD (2024)	OECD EO	2025 - 2026	Replacing using overlapping data in 2027.
International Monetary Fund (2025) (forecasts)	IMF WEO forecast	2027 - 2030	Replacing using overlapping data in 2031.

2 Harmonised series

GMD forecast
 — GMD estimate
 | Source change
 ● ADB
 ● ILO
 ● IMF IFS
 ● IMF WEO
 ● IMF WEO forecast
 ● OECD EO
 ● OECD KEI
 ● WB GEM



Nicaragua

COVERAGE
1980-2030

UNIT
in %

1 Source composition

SOURCE	CODE	TIME SPAN	NOTES
International Monetary Fund (2025)	IMF WEO	1980 - 2024	Baseline source, overlaps with anchor year 2018.
International Monetary Fund (2025) (forecasts)	IMF WEO forecast	2025 - 2030	Replacing using overlapping data in 2031.

2 Harmonised series

GMD forecast

 GMD estimate

 Source change

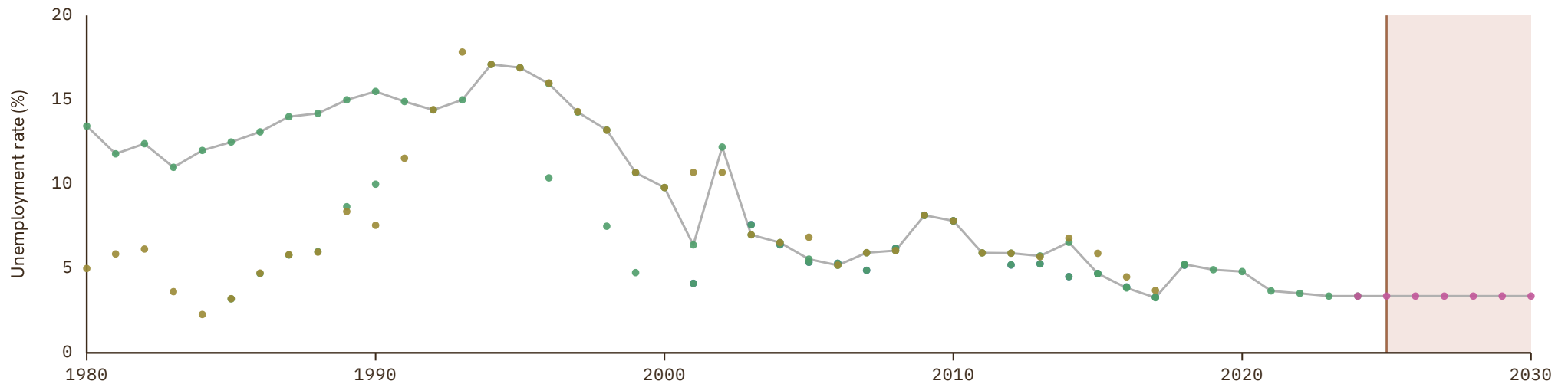
● ILO

● IMF IFS

● IMF WEO

● IMF WEO forecast

● SECMCA HIST



Niger

COVERAGE
2001-2022

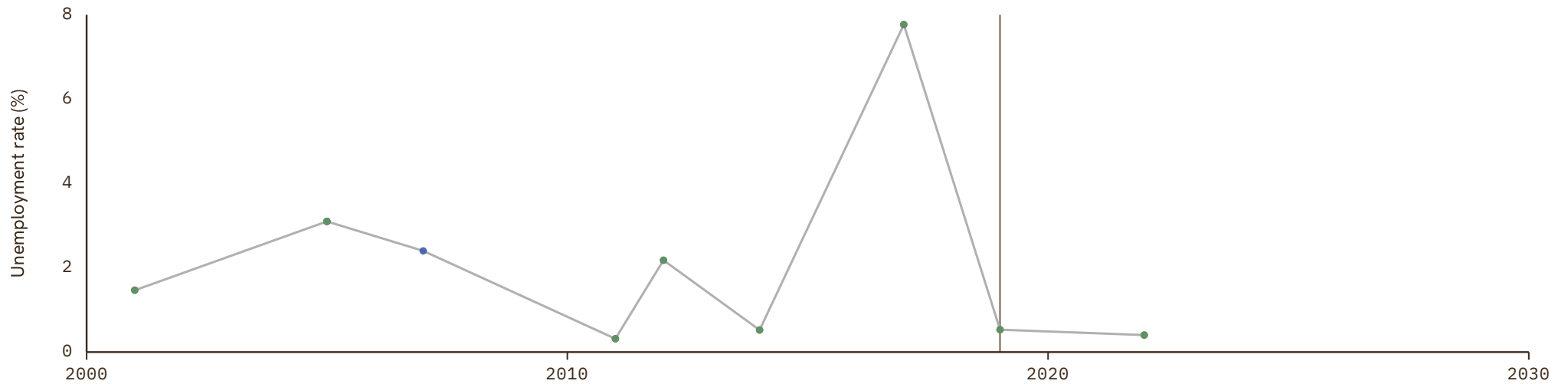
UNIT
in %

1 Source composition

SOURCE	CODE	TIME SPAN	NOTES
International Monetary Fund (2025)	IMF IFS	2001 - 2006	Replacing using overlapping data in 2007.
African Development Bank (2018)	AFDB	2007 - 2010	Replacing using overlapping data in 2011.
International Monetary Fund (2025)	IMF IFS	2011 - 2022	Baseline source, overlaps with anchor year 2018.

2 Harmonised series

— GMD estimate | Source change ● AFDB ● ILO ● IMF IFS



Nigeria

COVERAGE
1983-2024

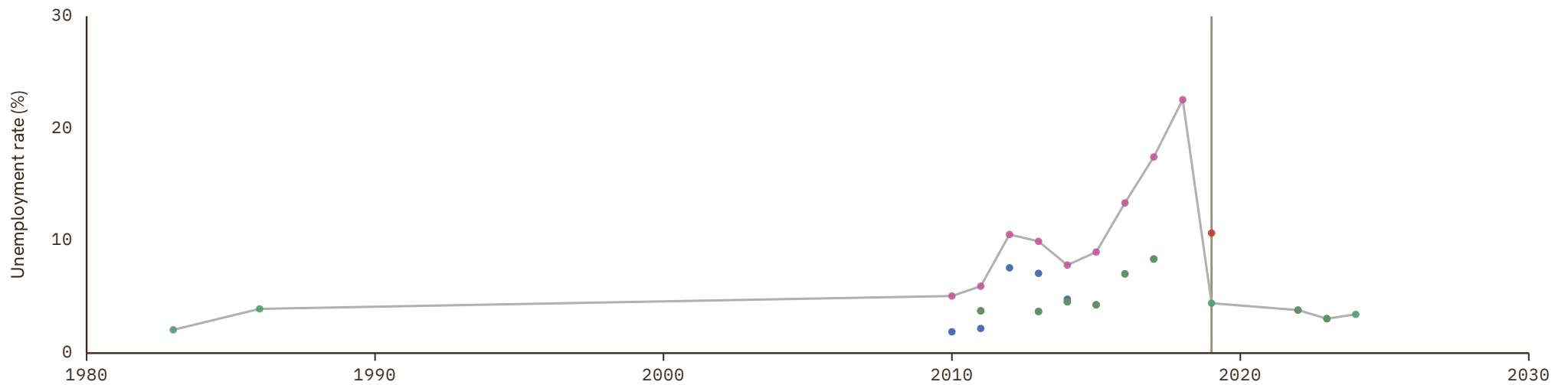
UNIT
in %

1 Source composition

SOURCE	CODE	TIME SPAN	NOTES
International Monetary Fund (2025)	IMF IFS	1983 - 2009	Replacing using overlapping data in 2010.
International Monetary Fund (2025)	IMF WEO	2010 - 2018	Replacing using overlapping data in 2019.
International Monetary Fund (2025)	IMF IFS	2019 - 2024	Replacing using overlapping data in 2025.

2 Harmonised series

— GMD estimate | Source change ● AFDB ● ILO ● IMF IFS ● IMF WEO



Norway

COVERAGE
1904-2030

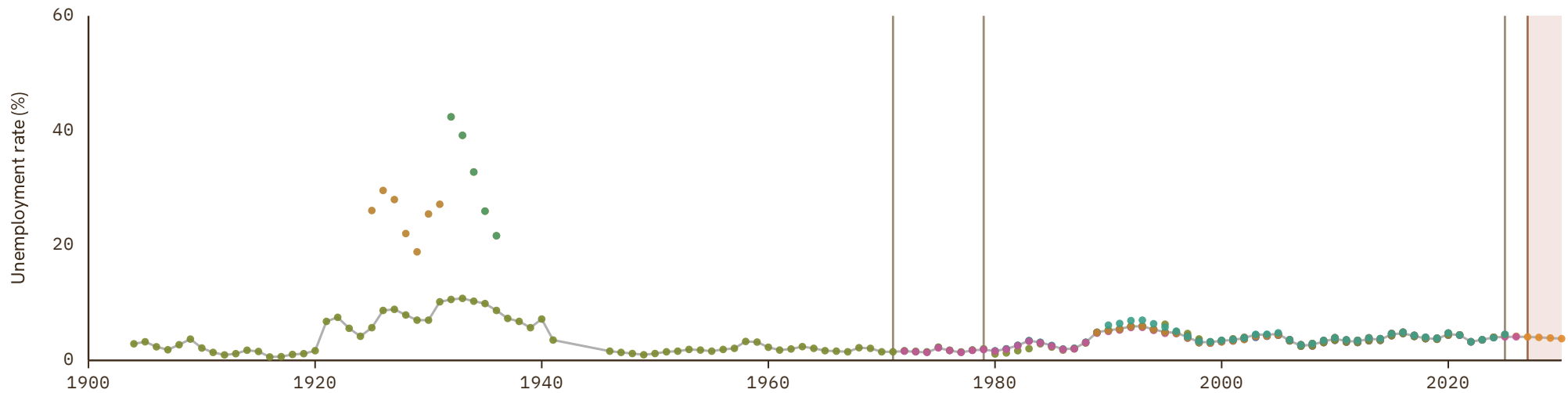
UNIT
in %

1 Source composition

SOURCE	CODE	TIME SPAN	NOTES
Jordá et al. (2017)	JST	1904 - 1971	Replacing using overlapping data in 1972.
OECD (2024)	OECD EO	1972 - 1979	Replacing using overlapping data in 1980.
International Monetary Fund (2025)	IMF WEO	1980 - 2024	Baseline source, overlaps with anchor year 2018.
OECD (2024)	OECD EO	2025 - 2026	Replacing using overlapping data in 2027.
International Monetary Fund (2025) (forecasts)	IMF WEO forecast	2027 - 2030	Replacing using overlapping data in 2031.

2 Harmonised series

■ GMD forecast
 — GMD estimate
 Source change
 ● EUS
 ● IHD
 ● IHD 2
 ● ILO
 ● IMF IFS
 ● IMF WEO
 ● IMF WEO forecast
 ● JST
 ● OECD EO
 ● OECD KEI
 ● WB GEM



Oman

COVERAGE
2000–2024

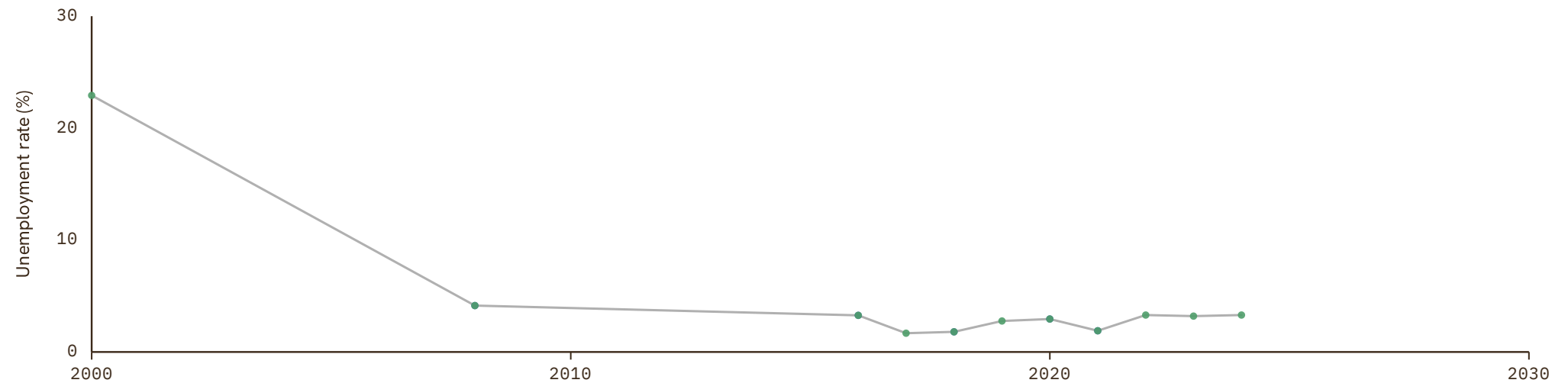
UNIT
in %

1 Source composition

SOURCE	CODE	TIME SPAN	NOTES
International Monetary Fund (2025)	IMF IFS	2000 - 2024	Baseline source, overlaps with anchor year 2018.

2 Harmonised series

— GMD estimate ● ILO ● IMF IFS



Pakistan

COVERAGE
1971-2030

UNIT
in %

1 Source composition

SOURCE	CODE	TIME SPAN	NOTES
International Monetary Fund (2025)	IMF IFS	1971 - 1982	Replacing using overlapping data in 1983.
International Monetary Fund (2025)	IMF WEO	1983 - 2021	Baseline source, overlaps with anchor year 2018.
International Monetary Fund (2025) (forecasts)	IMF WEO forecast	2022 - 2024	Replacing using overlapping data in 2025.
International Monetary Fund (2025)	IMF IFS	2025 - 2025	Replacing using overlapping data in 2026.
International Monetary Fund (2025) (forecasts)	IMF WEO forecast	2026 - 2030	Replacing using overlapping data in 2031.

2 Harmonised series

GMD forecast
 — GMD estimate
 | Source change
 ● ADB
 ● ILO
 ● IMF IFS
 ● IMF WEO
 ● IMF WEO forecast
 ● WB GEM



Palestine

COVERAGE
1993-2025

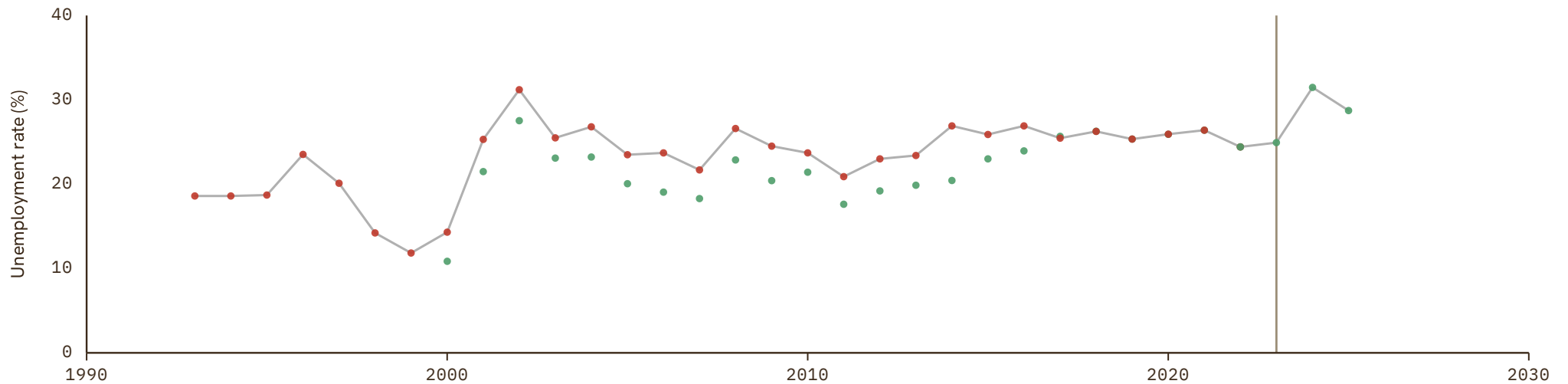
UNIT
in %

1 Source composition

SOURCE	CODE	TIME SPAN	NOTES
International Monetary Fund (2025)	IMF WEO	1993 - 2022	Baseline source, overlaps with anchor year 2018.
International Monetary Fund (2025)	IMF IFS	2023 - 2025	Replacing using overlapping data in 2026.

2 Harmonised series

— GMD estimate | | Source change ● IMF IFS ● IMF WEO ● IMF WEO forecast



Panama

COVERAGE
1970–2030

UNIT
in %

1 Source composition

SOURCE	CODE	TIME SPAN	NOTES
International Monetary Fund (2025)	IMF IFS	1970 - 1979	Replacing using overlapping data in 1980.
International Monetary Fund (2025)	IMF WEO	1980 - 2023	Baseline source, overlaps with anchor year 2018.
International Monetary Fund (2025)	IMF IFS	2024 - 2024	Replacing using overlapping data in 2025.
International Monetary Fund (2025) (forecasts)	IMF WEO forecast	2025 - 2030	Replacing using overlapping data in 2031.

2 Harmonised series

GMD forecast
 — GMD estimate
 | Source change
 ● ILO
 ● IMF IFS
 ● IMF WEO
 ● IMF WEO forecast



Papua New Guinea

COVERAGE
1990–2023

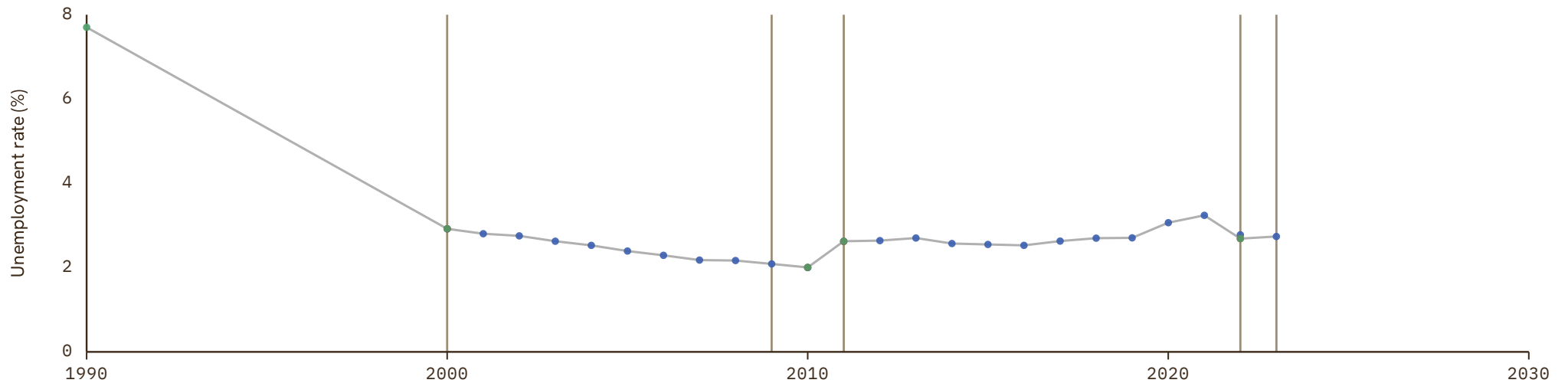
UNIT
in %

1 Source composition

SOURCE	CODE	TIME SPAN	NOTES
International Monetary Fund (2025)	IMF IFS	1990 - 2000	Replacing using overlapping data in 2001.
Asian Development Bank (2024)	ADB	2001 - 2009	Replacing using overlapping data in 2010.
International Monetary Fund (2025)	IMF IFS	2010 - 2011	Replacing using overlapping data in 2012.
Asian Development Bank (2024)	ADB	2012 - 2021	Baseline source, overlaps with anchor year 2018.
International Monetary Fund (2025)	IMF IFS	2022 - 2022	Replacing using overlapping data in 2023.
Asian Development Bank (2024)	ADB	2023 - 2023	Replacing using overlapping data in 2024.

2 Harmonised series

— GMD estimate | Source change ● ADB ● ILO ● IMF IFS



Paraguay

COVERAGE
1983-2030

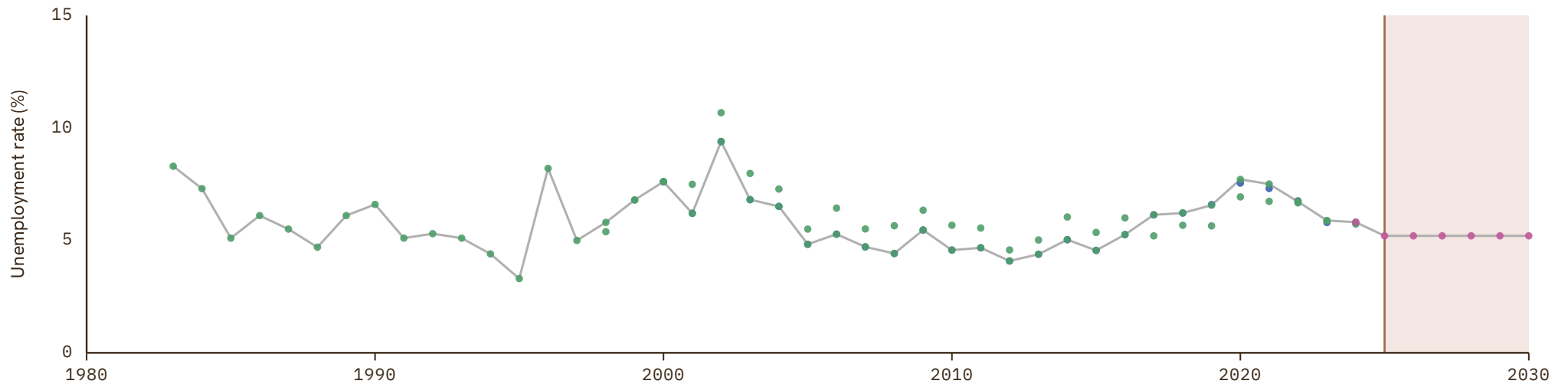
UNIT
in %

1 Source composition

SOURCE	CODE	TIME SPAN	NOTES
International Monetary Fund (2025)	IMF WEO	1983 - 2024	Baseline source, overlaps with anchor year 2018.
International Monetary Fund (2025) (forecasts)	IMF WEO forecast	2025 - 2030	Replacing using overlapping data in 2031.

2 Harmonised series

GMD forecast
 — GMD estimate
 | Source change
 ● ILO
 ● IMF IFS
 ● IMF WEO
 ● IMF WEO forecast



Peru

COVERAGE
1969–2030

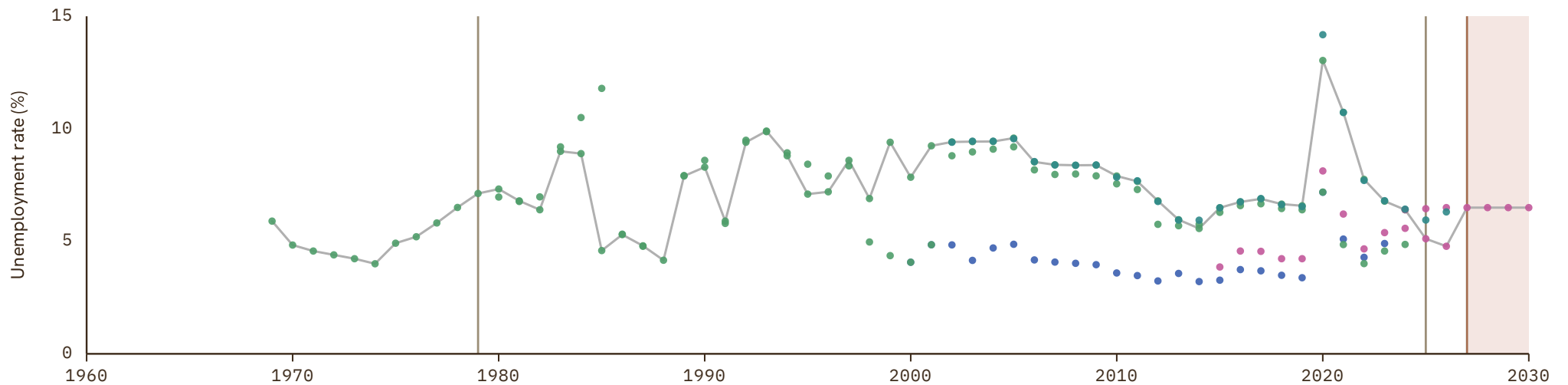
UNIT
in %

1 Source composition

SOURCE	CODE	TIME SPAN	NOTES
International Monetary Fund (2025)	IMF IFS	1969 - 1979	Replacing using overlapping data in 1980.
International Monetary Fund (2025)	IMF WEO	1980 - 2024	Baseline source, overlaps with anchor year 2018.
OECD (2024)	OECD EO	2025 - 2026	Replacing using overlapping data in 2027.
International Monetary Fund (2025) (forecasts)	IMF WEO forecast	2027 - 2030	Replacing using overlapping data in 2031.

2 Harmonised series

GMD forecast
 — GMD estimate
 | Source change
 ● ILO
 ● IMF IFS
 ● IMF WEO
 ● IMF WEO forecast
 ● OECD EO
 ● WB GEM



Philippines

COVERAGE
1969–2030

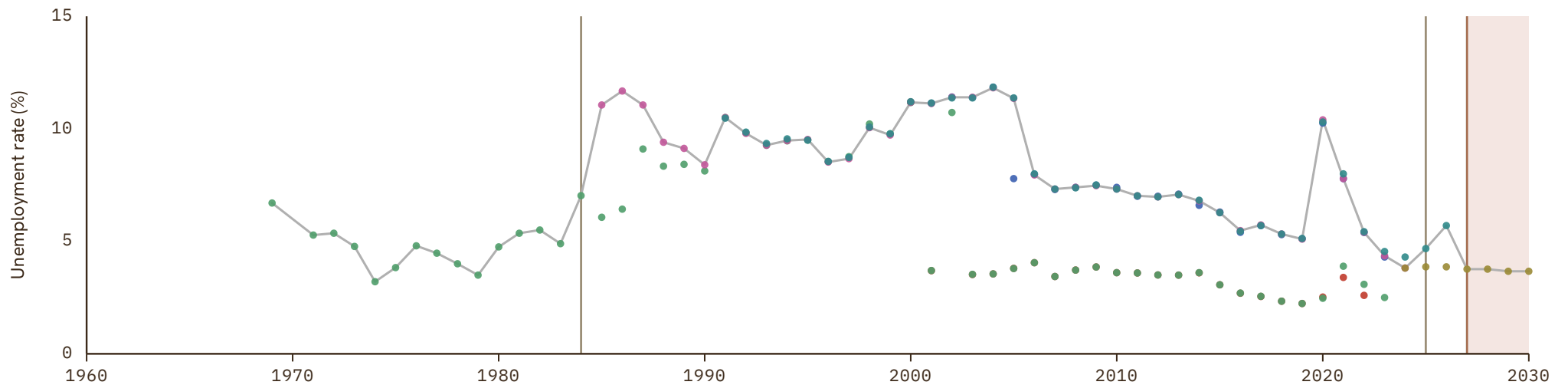
UNIT
in %

1 Source composition

SOURCE	CODE	TIME SPAN	NOTES
International Monetary Fund (2025)	IMF IFS	1969 - 1984	Replacing using overlapping data in 1985.
International Monetary Fund (2025)	IMF WEO	1985 - 2024	Baseline source, overlaps with anchor year 2018.
World Bank (2026)	WB GEM	2025 - 2026	Replacing using overlapping data in 2027.
International Monetary Fund (2025) (forecasts)	IMF WEO forecast	2027 - 2030	Replacing using overlapping data in 2031.

2 Harmonised series

GMD forecast
 — GMD estimate
 | Source change
 ● ADB
 ● ILO
 ● IMF IFS
 ● IMF WEO
 ● IMF WEO forecast
 ● WB GEM



Poland

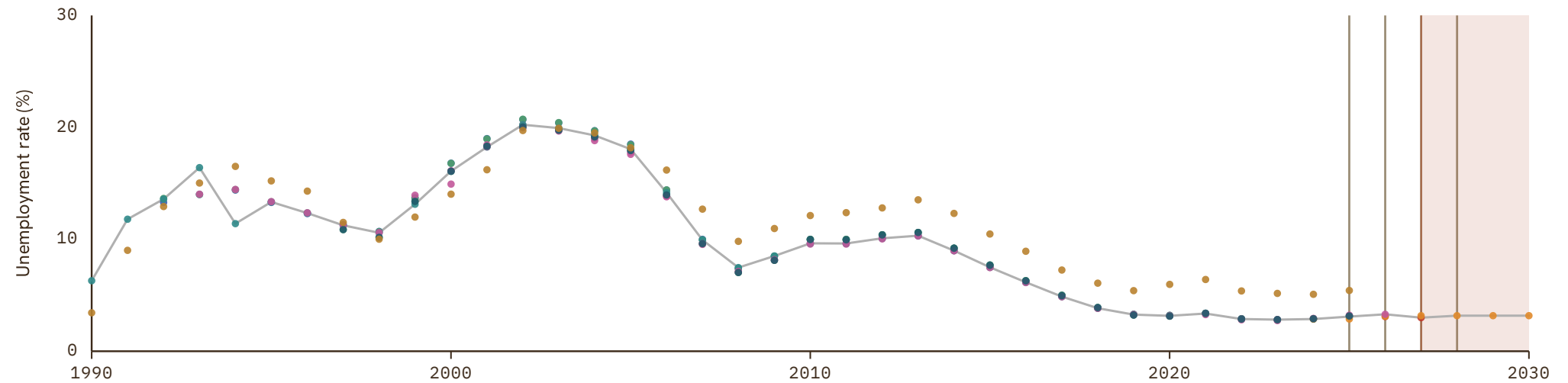
COVERAGE | UNIT
1990-2030 | in %

1 Source composition

SOURCE	CODE	TIME SPAN	NOTES
International Monetary Fund (2025)	IMF WEO	1990 - 2024	Baseline source, overlaps with anchor year 2018.
Eurostat (2025)	EUS	2025 - 2025	Replacing using overlapping data in 2026.
OECD (2024)	OECD EO	2026 - 2026	Replacing using overlapping data in 2027.
AMECO forecast	AMECO forecast	2027 - 2027	Replacing using overlapping data in 2028.
International Monetary Fund (2025) (forecasts)	IMF WEO forecast	2028 - 2030	Replacing using overlapping data in 2031.

2 Harmonised series

GMD forecast
 GMD estimate
 Source change
 ● AMECO
 ● AMECO forecast
 ● EUS
 ● ILO
 ● IMF IFS
 ● IMF WEO
 ● IMF WEO forecast
 ● OECD EO
 ● OECD KEI
 ● WB GEM



Portugal

COVERAGE
1953-2030

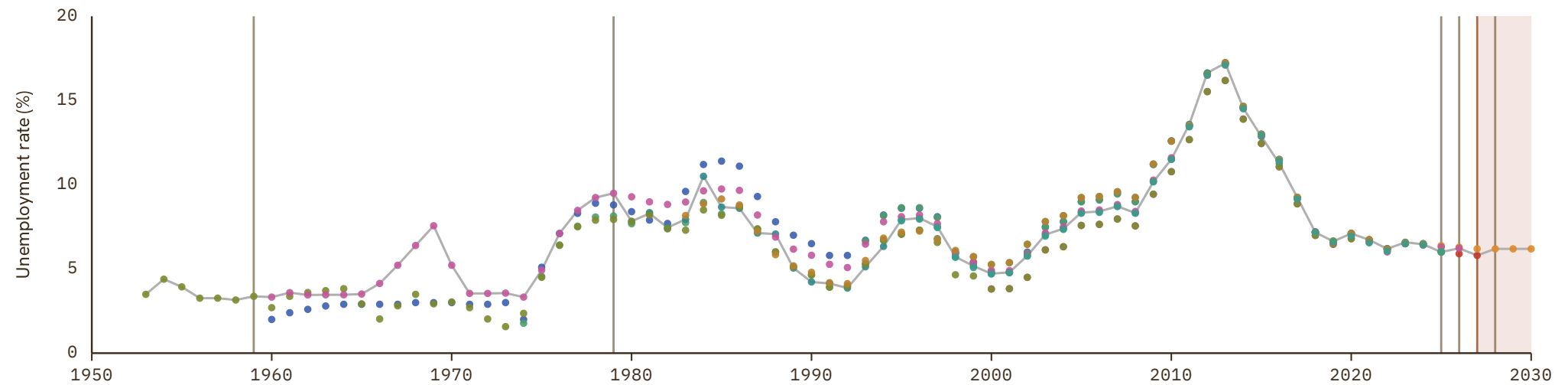
UNIT
in %

1 Source composition

SOURCE	CODE	TIME SPAN	NOTES
Jordá et al. (2017)	JST	1953 - 1959	Replacing using overlapping data in 1960.
OECD (2024)	OECD EO	1960 - 1979	Replacing using overlapping data in 1980.
International Monetary Fund (2025)	IMF WEO	1980 - 2024	Baseline source, overlaps with anchor year 2018.
Eurostat (2025)	EUS	2025 - 2025	Replacing using overlapping data in 2026.
OECD (2024)	OECD EO	2026 - 2026	Replacing using overlapping data in 2027.
AMECO forecast	AMECO forecast	2027 - 2027	Replacing using overlapping data in 2028.
International Monetary Fund (2025) (forecasts)	IMF WEO forecast	2028 - 2030	Replacing using overlapping data in 2031.

2 Harmonised series

GMD forecast
 GMD estimate
 Source change
 ● AMECO
 ● AMECO forecast
 ● EUS
 ● ILO
 ● IMF IFS
 ● IMF WEO
 ● IMF WEO forecast
 ● JST
 ● OECD EO
 ● OECD KEI
 ● WB GEM



Puerto Rico

COVERAGE
1980-2030

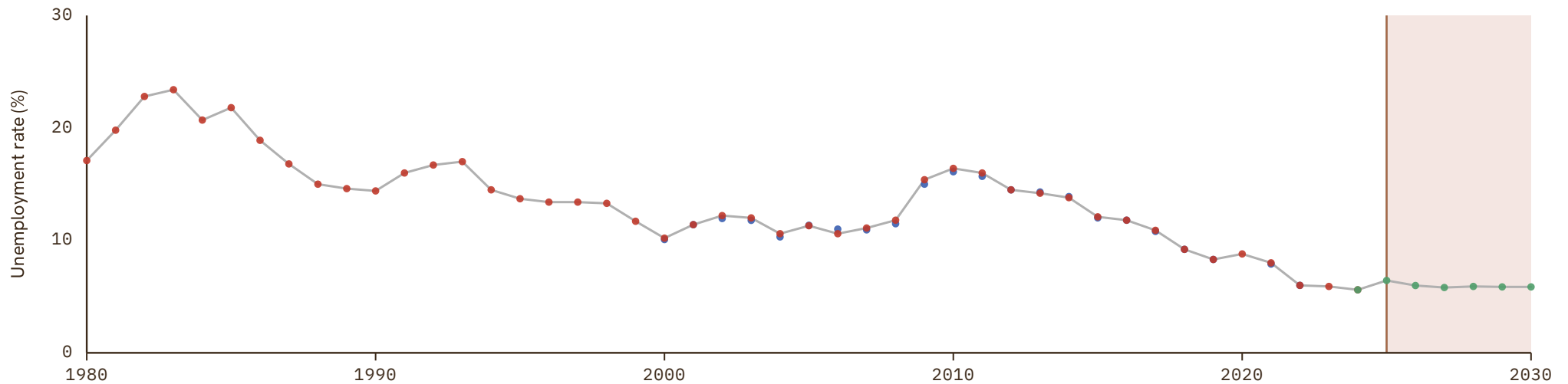
UNIT
in %

1 Source composition

SOURCE	CODE	TIME SPAN	NOTES
International Monetary Fund (2025)	IMF WEO	1980 - 2024	Baseline source, overlaps with anchor year 2018.
International Monetary Fund (2025) (forecasts)	IMF WEO forecast	2025 - 2030	Replacing using overlapping data in 2031.

2 Harmonised series

GMD forecast
 — GMD estimate
 | Source change
 ● ILO
 ● IMF WEO
 ● IMF WEO forecast



Qatar

COVERAGE
2004–2022

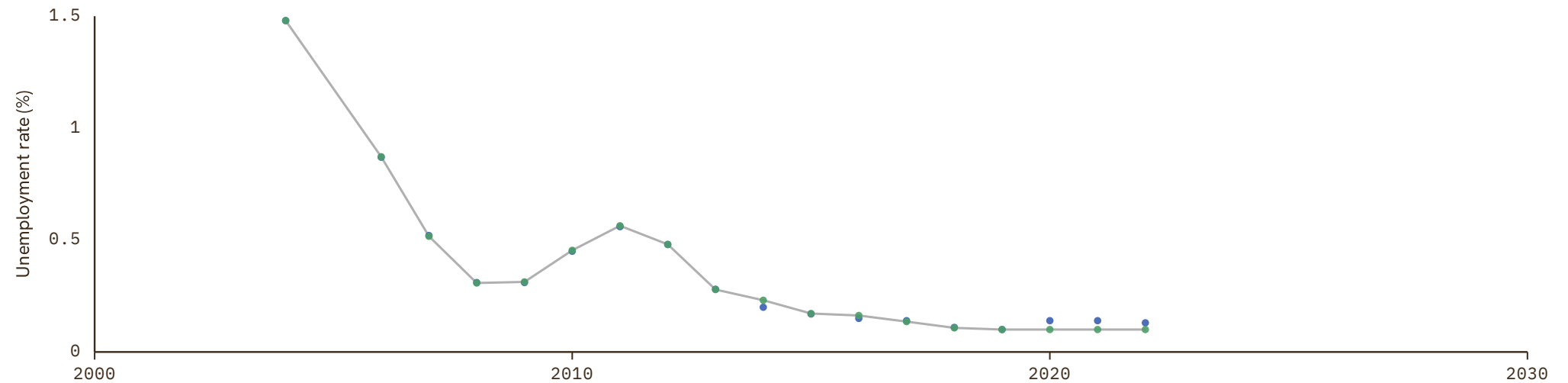
UNIT
in %

1 Source composition

SOURCE	CODE	TIME SPAN	NOTES
International Monetary Fund (2025)	IMF IFS	2004 - 2022	Baseline source, overlaps with anchor year 2018.

2 Harmonised series

— GMD estimate ● ILO ● IMF IFS



Republic of the Congo

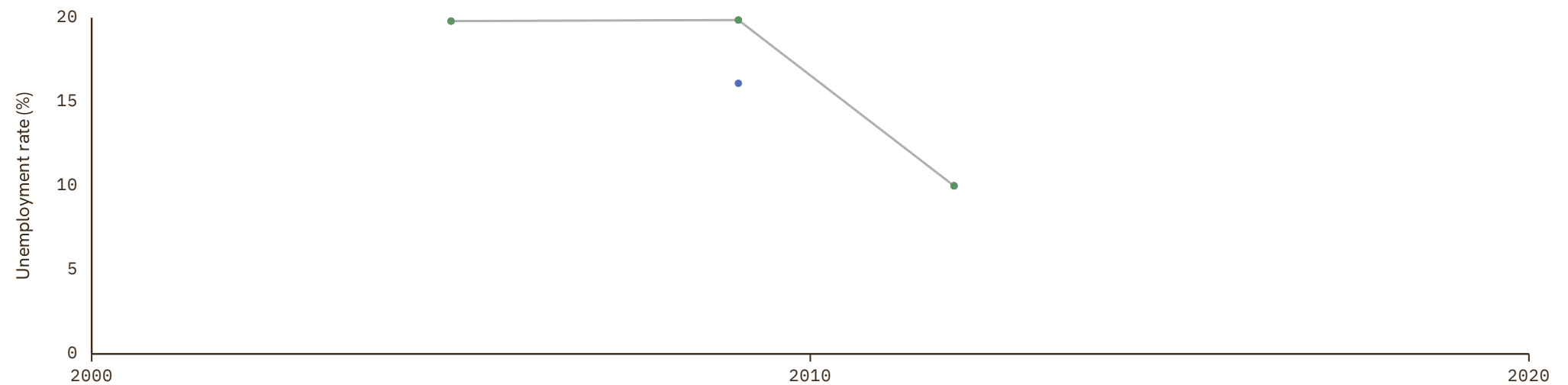
COVERAGE
2005–2012UNIT
in %

1 Source composition

SOURCE	CODE	TIME SPAN	NOTES
International Monetary Fund (2025)	IMF IFS	2005 - 2012	Replacing using overlapping data in 2013.

2 Harmonised series

— GMD estimate ● AFDB ● ILO ● IMF IFS



Romania

COVERAGE
1985-2030

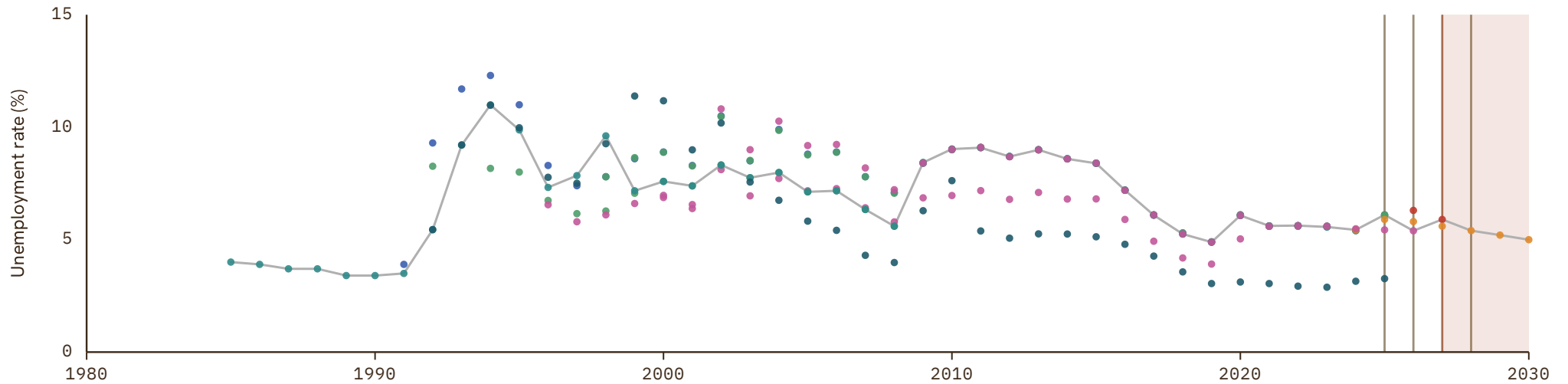
UNIT
in %

1 Source composition

SOURCE	CODE	TIME SPAN	NOTES
International Monetary Fund (2025)	IMF WEO	1985 - 2024	Baseline source, overlaps with anchor year 2018.
Eurostat (2025)	EUS	2025 - 2025	Replacing using overlapping data in 2026.
OECD (2024)	OECD EO	2026 - 2026	Replacing using overlapping data in 2027.
AMECO forecast	AMECO forecast	2027 - 2027	Replacing using overlapping data in 2028.
International Monetary Fund (2025) (forecasts)	IMF WEO forecast	2028 - 2030	Replacing using overlapping data in 2031.

2 Harmonised series

■ GMD forecast
 — GMD estimate
 Source change
 ● AMECO
 ● AMECO forecast
 ● EUS
 ● ILO
 ● IMF IFS
 ● IMF WEO
 ● IMF WEO forecast
 ● OECD EO
 ● WB GEM



Russian Federation

COVERAGE
1992-2030

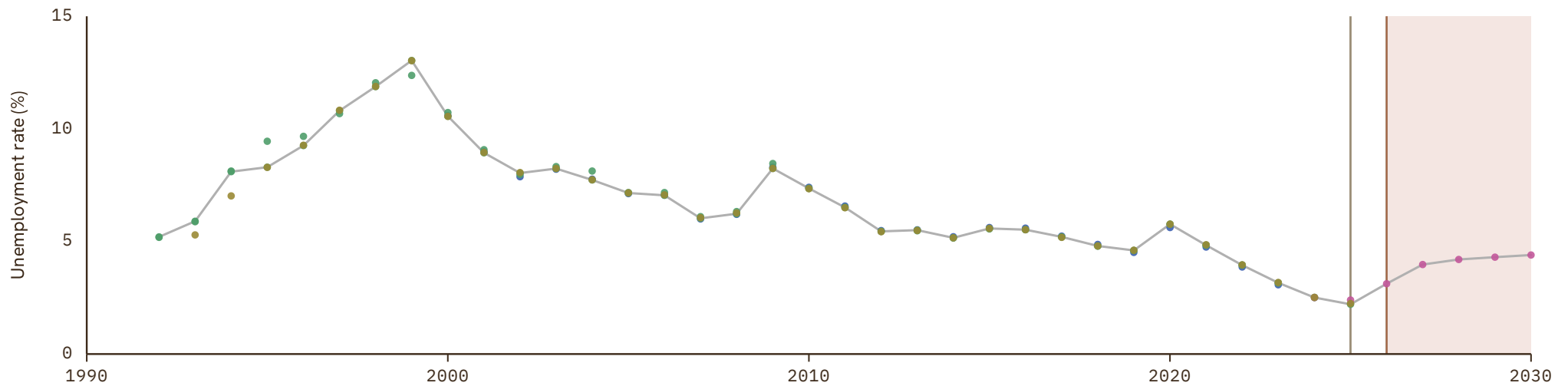
UNIT
in %

1 Source composition

SOURCE	CODE	TIME SPAN	NOTES
International Monetary Fund (2025)	IMF WEO	1992 - 2024	Baseline source, overlaps with anchor year 2018.
International Monetary Fund (2025)	IMF IFS	2025 - 2025	Replacing using overlapping data in 2026.
International Monetary Fund (2025) (forecasts)	IMF WEO forecast	2026 - 2030	Replacing using overlapping data in 2031.

2 Harmonised series

GMD forecast
 — GMD estimate
| Source change
● ILO
● IMF IFS
● IMF WEO
● IMF WEO forecast
● WB GEM



Rwanda

COVERAGE
1989–2024

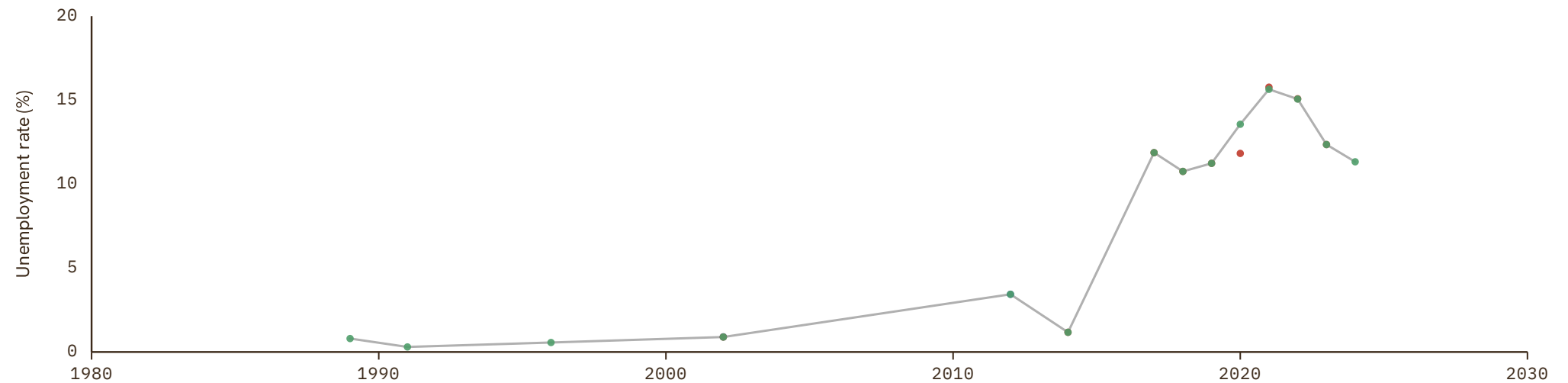
UNIT
in %

1 Source composition

SOURCE	CODE	TIME SPAN	NOTES
International Monetary Fund (2025)	IMF IFS	1989 - 2024	Baseline source, overlaps with anchor year 2018.

2 Harmonised series

— GMD estimate ● AFDB ● ILO ● IMF IFS



Sao Tome and Principe

COVERAGE
1979-2017

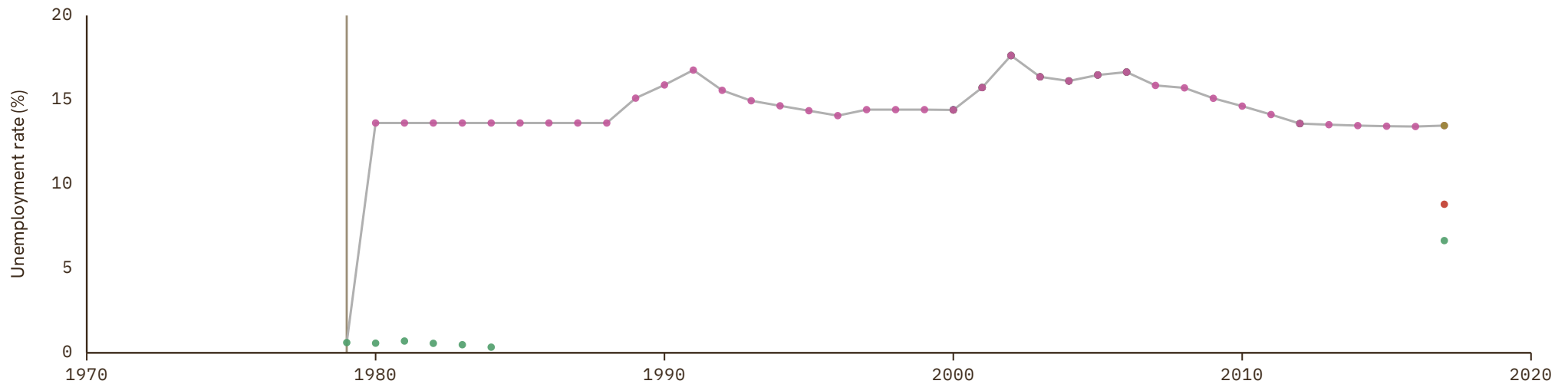
UNIT
in %

1 Source composition

SOURCE	CODE	TIME SPAN	NOTES
International Monetary Fund (2025)	IMF IFS	1979 - 1979	Replacing using overlapping data in 1980.
International Monetary Fund (2025)	IMF WEO	1980 - 2017	Replacing using overlapping data in 2018.

2 Harmonised series

— GMD estimate | | Source change ● AFDB ● ILO ● IMF IFS ● IMF WEO ● IMF WEO forecast



Saudi Arabia

COVERAGE
1992-2024

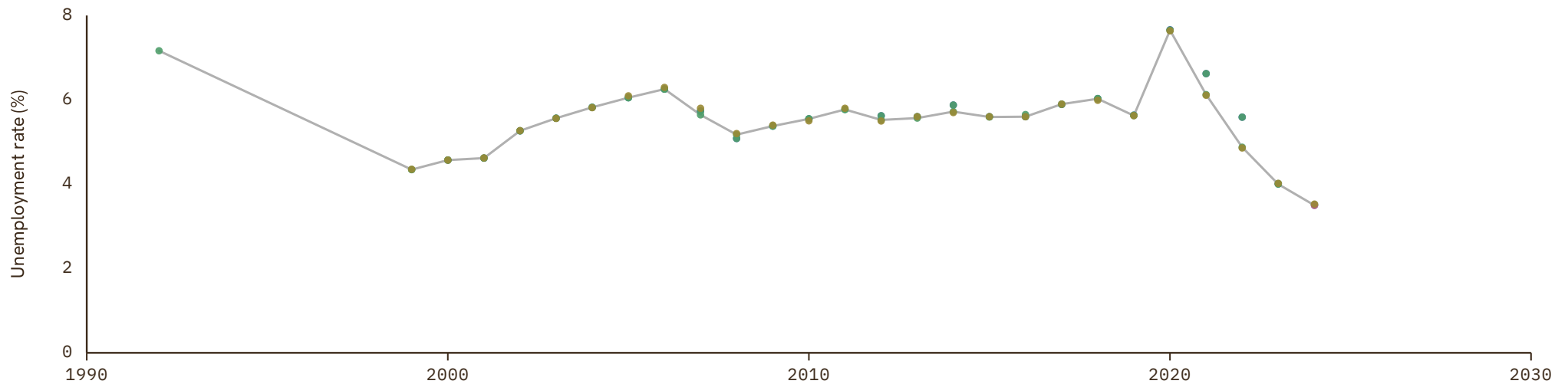
UNIT
in %

1 Source composition

SOURCE	CODE	TIME SPAN	NOTES
International Monetary Fund (2025)	IMF IFS	1992 - 1998	Replacing using overlapping data in 1999.
International Monetary Fund (2025)	IMF WEO	1999 - 2024	Baseline source, overlaps with anchor year 2018.

2 Harmonised series

— GMD estimate ● ILO ● IMF IFS ● IMF WEO ● IMF WEO forecast ● WB GEM



Senegal

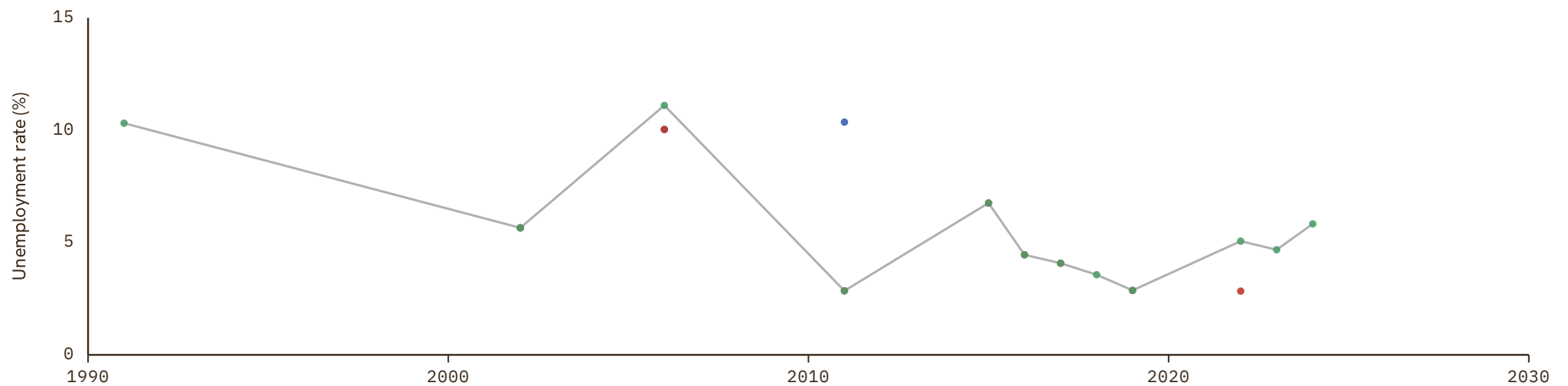
COVERAGE
1991–2024UNIT
in %

1 Source composition

SOURCE	CODE	TIME SPAN	NOTES
International Monetary Fund (2025)	IMF IFS	1991 - 2024	Baseline source, overlaps with anchor year 2018.

2 Harmonised series

— GMD estimate ● AFDB ● ILO ● IMF IFS



Serbia

COVERAGE
1995–2030

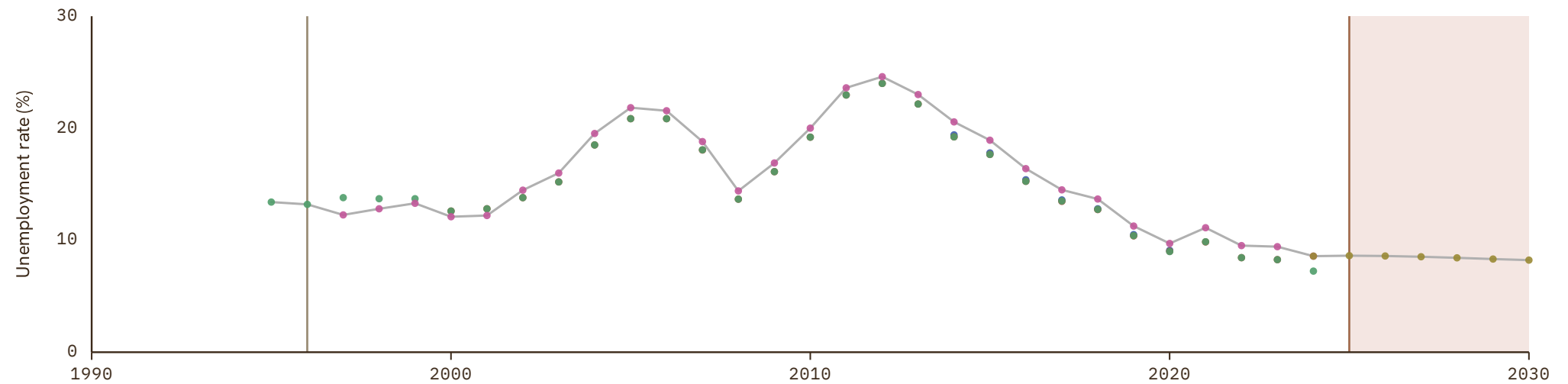
UNIT
in %

1 Source composition

SOURCE	CODE	TIME SPAN	NOTES
International Monetary Fund (2025)	IMF IFS	1995 - 1996	Replacing using overlapping data in 1997.
International Monetary Fund (2025)	IMF WEO	1997 - 2024	Baseline source, overlaps with anchor year 2018.
International Monetary Fund (2025) (forecasts)	IMF WEO forecast	2025 - 2030	Replacing using overlapping data in 2031.

2 Harmonised series

GMD forecast
 — GMD estimate
 | Source change
 ● EUS
 ● ILO
 ● IMF IFS
 ● IMF WEO
 ● IMF WEO forecast



Seychelles

COVERAGE
1994–2030

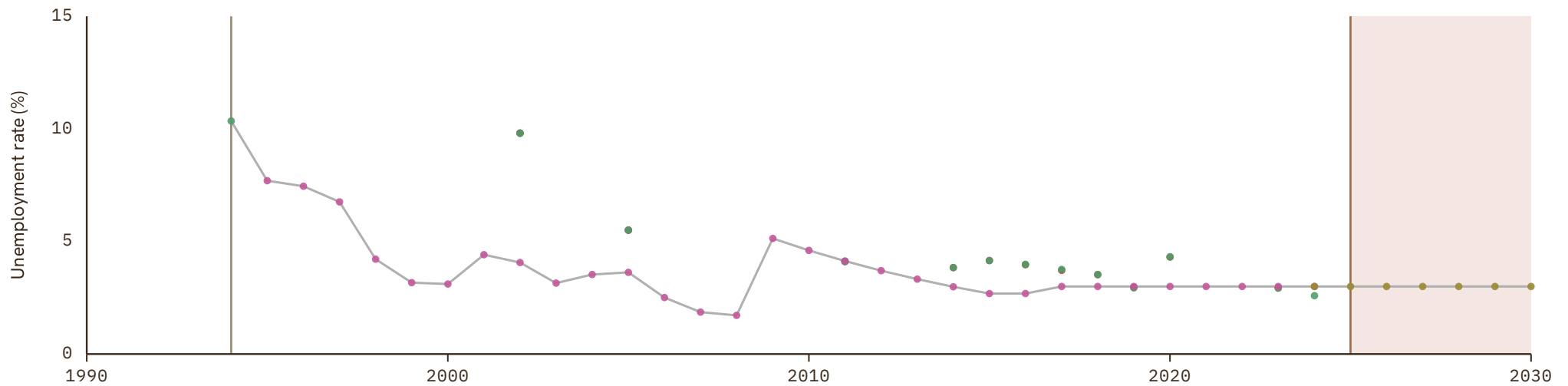
UNIT
in %

1 Source composition

SOURCE	CODE	TIME SPAN	NOTES
International Monetary Fund (2025)	IMF IFS	1994 - 1994	Replacing using overlapping data in 1995.
International Monetary Fund (2025)	IMF WEO	1995 - 2024	Baseline source, overlaps with anchor year 2018.
International Monetary Fund (2025) (forecasts)	IMF WEO forecast	2025 - 2030	Replacing using overlapping data in 2031.

2 Harmonised series

GMD forecast
 — GMD estimate
 | Source change
 ● AFDB
 ● ILO
 ● IMF IFS
 ● IMF WEO
 ● IMF WEO forecast



Sierra Leone

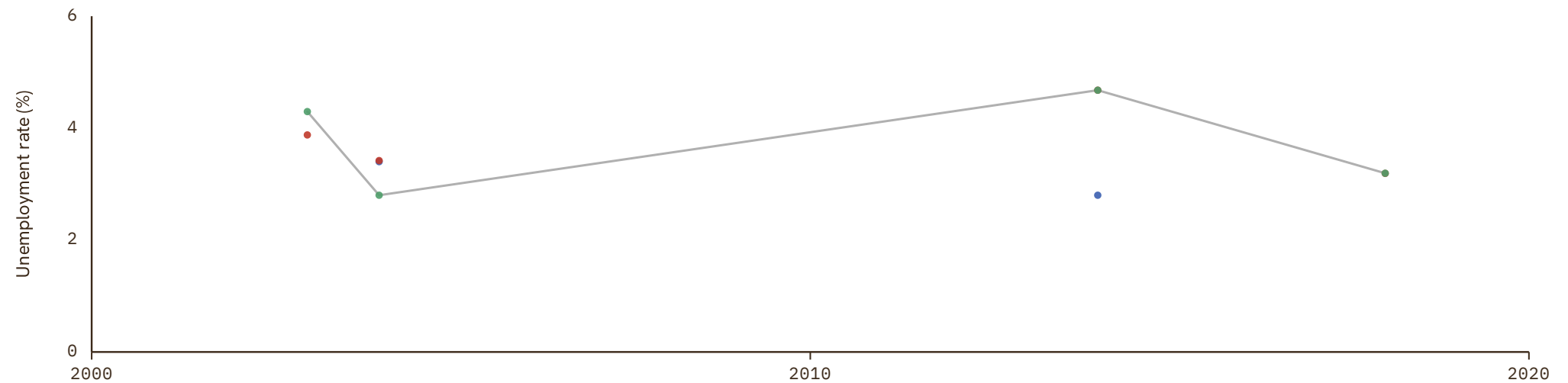
COVERAGE
2003–2018UNIT
in %

1 Source composition

SOURCE	CODE	TIME SPAN	NOTES
International Monetary Fund (2025)	IMF IFS	2003 - 2018	Replacing using overlapping data in 2019.

2 Harmonised series

— GMD estimate ● AFDB ● ILO ● IMF IFS



Singapore

COVERAGE
1980-2030

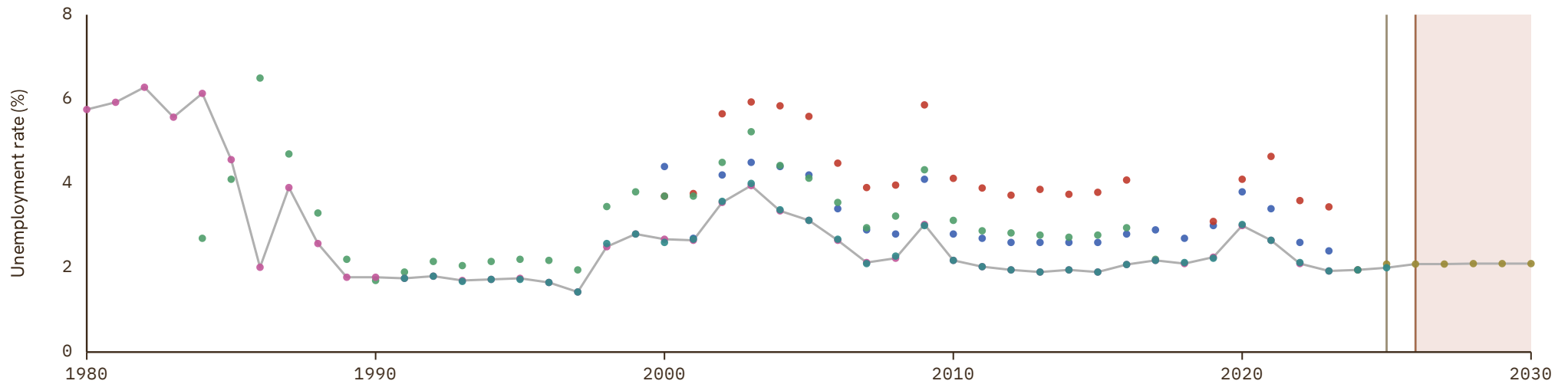
UNIT
in %

1 Source composition

SOURCE	CODE	TIME SPAN	NOTES
International Monetary Fund (2025)	IMF WEO	1980 - 2024	Baseline source, overlaps with anchor year 2018.
World Bank (2026)	WB GEM	2025 - 2025	Replacing using overlapping data in 2026.
International Monetary Fund (2025) (forecasts)	IMF WEO forecast	2026 - 2030	Replacing using overlapping data in 2031.

2 Harmonised series

GMD forecast
 — GMD estimate
 | Source change
 ● ADB
 ● ILO
 ● IMF IFS
 ● IMF WEO
 ● IMF WEO forecast
 ● WB GEM



Slovakia

COVERAGE
1991-2030

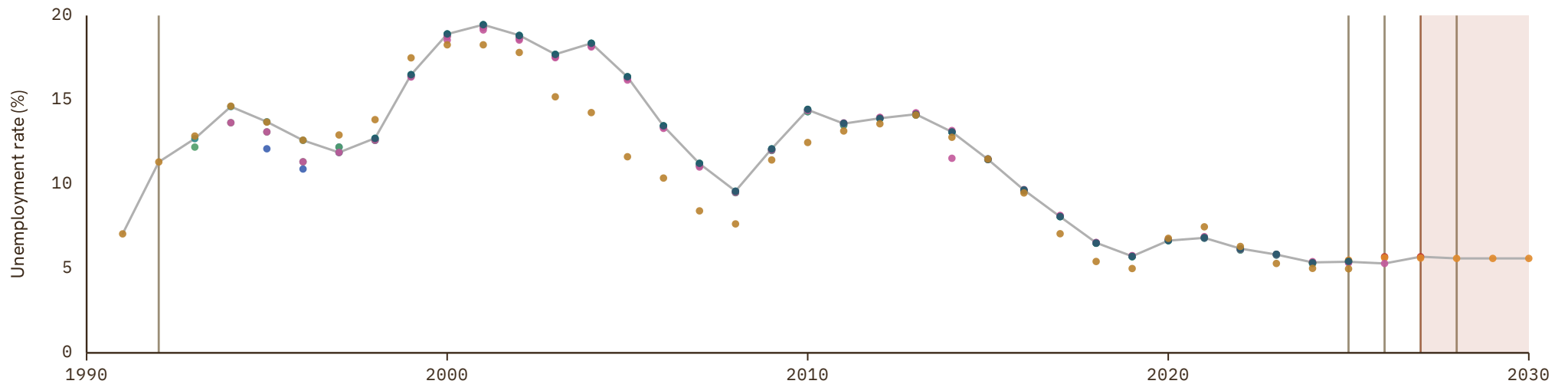
UNIT
in %

1 Source composition

SOURCE	CODE	TIME SPAN	NOTES
World Bank (2026)	WB GEM	1991 - 1992	Replacing using overlapping data in 1993.
International Monetary Fund (2025)	IMF WEO	1993 - 2024	Baseline source, overlaps with anchor year 2018.
Eurostat (2025)	EUS	2025 - 2025	Replacing using overlapping data in 2026.
OECD (2024)	OECD EO	2026 - 2026	Replacing using overlapping data in 2027.
AMECO forecast	AMECO forecast	2027 - 2027	Replacing using overlapping data in 2028.
International Monetary Fund (2025) (forecasts)	IMF WEO forecast	2028 - 2030	Replacing using overlapping data in 2031.

2 Harmonised series

■ GMD forecast
 — GMD estimate
 Source change
 ● AMECO
 ● AMECO forecast
 ● EUS
 ● ILO
 ● IMF IFS
 ● IMF WEO
 ● IMF WEO forecast
 ● OECD EO
 ● OECD KEI
 ● WB GEM



Slovenia

COVERAGE
1991–2030

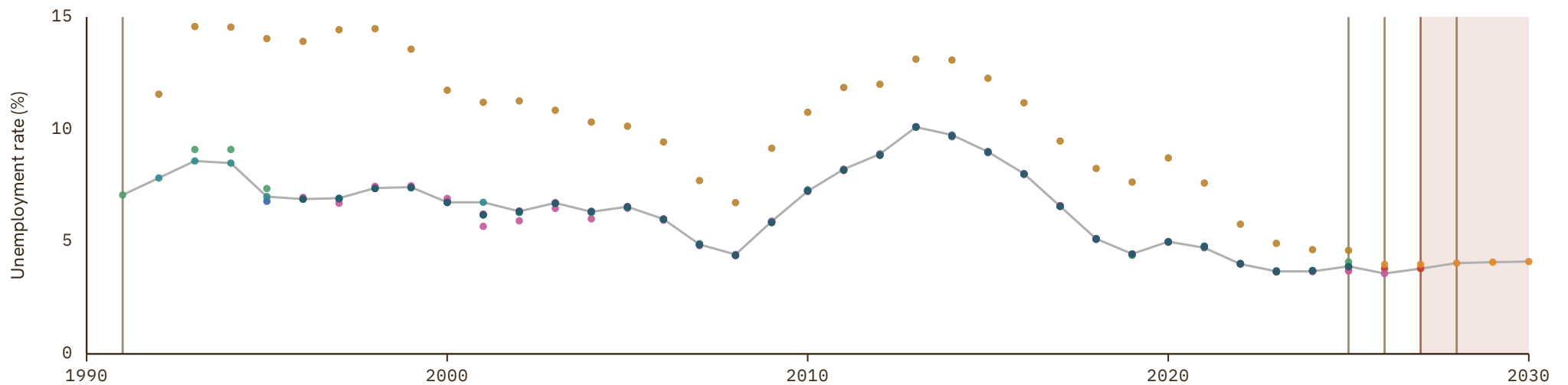
UNIT
in %

1 Source composition

SOURCE	CODE	TIME SPAN	NOTES
International Monetary Fund (2025)	IMF IFS	1991 - 1991	Replacing using overlapping data in 1992.
International Monetary Fund (2025)	IMF WEO	1992 - 2024	Baseline source, overlaps with anchor year 2018.
Eurostat (2025)	EUS	2025 - 2025	Replacing using overlapping data in 2026.
OECD (2024)	OECD EO	2026 - 2026	Replacing using overlapping data in 2027.
AMECO forecast	AMECO forecast	2027 - 2027	Replacing using overlapping data in 2028.
International Monetary Fund (2025) (forecasts)	IMF WEO forecast	2028 - 2030	Replacing using overlapping data in 2031.

2 Harmonised series

■ GMD forecast
 — GMD estimate
 Source change
 ● AMECO
 ● AMECO forecast
 ● EUS
 ● ILO
 ● IMF IFS
 ● IMF WEO
 ● IMF WEO forecast
 ● OECD EO
 ● OECD KEI
 ● WB GEM



Somalia

COVERAGE

2019–2022

UNIT

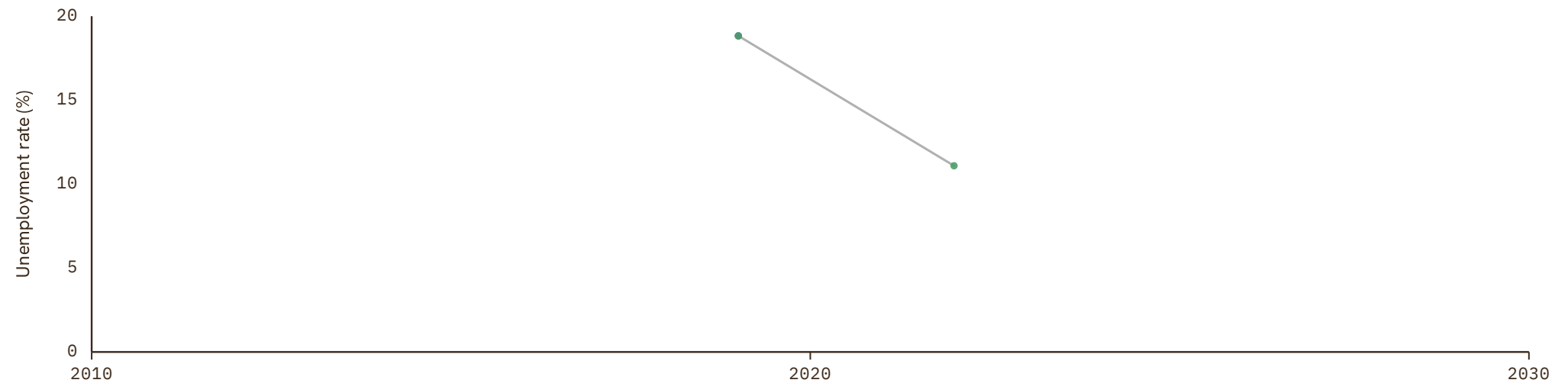
in %

1 Source composition

SOURCE	CODE	TIME SPAN	NOTES
International Monetary Fund (2025)	IMF IFS	2019 - 2022	Replacing using overlapping data in 2023.

2 Harmonised series

— GMD estimate ● ILO ● IMF IFS



South Africa

COVERAGE
1980-2030

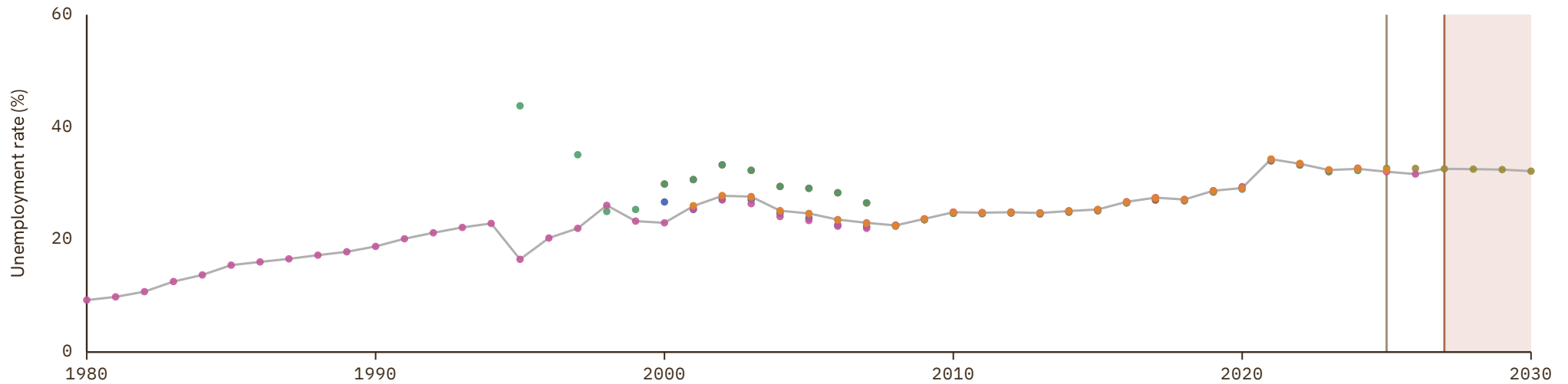
UNIT
in %

1 Source composition

SOURCE	CODE	TIME SPAN	NOTES
International Monetary Fund (2025)	IMF WEO	1980 - 2024	Baseline source, overlaps with anchor year 2018.
OECD (2024)	OECD EO	2025 - 2026	Replacing using overlapping data in 2027.
International Monetary Fund (2025) (forecasts)	IMF WEO forecast	2027 - 2030	Replacing using overlapping data in 2031.

2 Harmonised series

GMD forecast
 — GMD estimate
| Source change
● AFDB
● ILO
● IMF IFS
● IMF WEO
● IMF WEO forecast
● OECD EO
● WB GEM



South Korea

COVERAGE
1955–2030

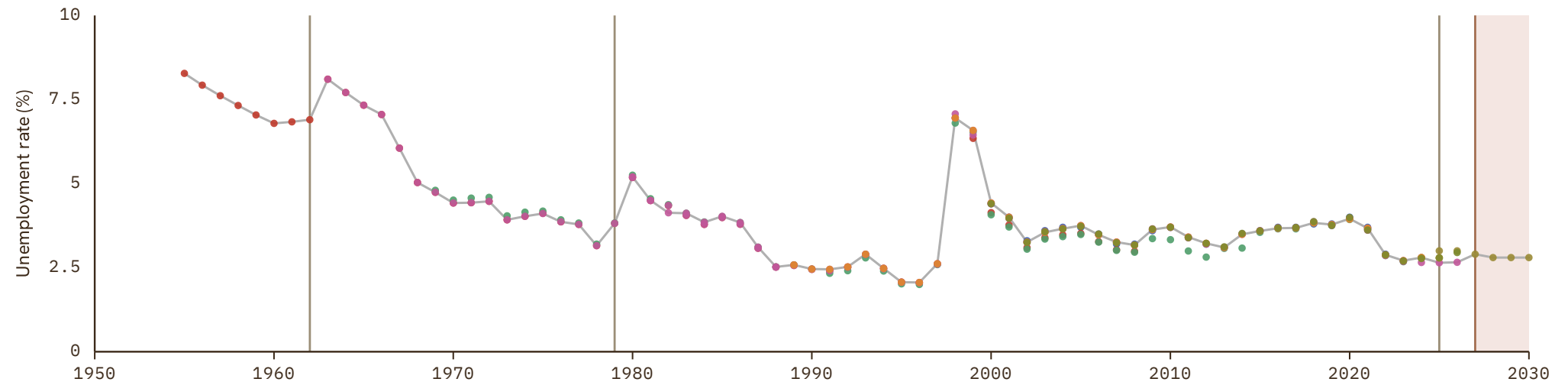
UNIT
in %

1 Source composition

SOURCE	CODE	TIME SPAN	NOTES
IEC (2020)	AHSTAT	1955 - 1962	Replacing using overlapping data in 1963.
OECD (2024)	OECD EO	1963 - 1979	Replacing using overlapping data in 1980.
International Monetary Fund (2025)	IMF WEO	1980 - 2024	Baseline source, overlaps with anchor year 2018.
OECD (2024)	OECD EO	2025 - 2026	Replacing using overlapping data in 2027.
International Monetary Fund (2025) (forecasts)	IMF WEO forecast	2027 - 2030	Replacing using overlapping data in 2031.

2 Harmonised series

■ GMD forecast
 — GMD estimate
 Source change
 ● ADB
 ● AHSTAT
 ● IMF IFS
 ● IMF WEO
 ● IMF WEO forecast
 ● OECD EO
 ● OECD KEI
 ● WB GEM



South Sudan

COVERAGE
2008–2008UNIT
in %

1 Source composition

SOURCE	CODE	TIME SPAN	NOTES
African Development Bank (2018)	AFDB	2008 - 2008	Replacing using overlapping data in 2009.

2 Harmonised series

— GMD estimate ● AFDB ● ILO



Spain

COVERAGE
1933–2030

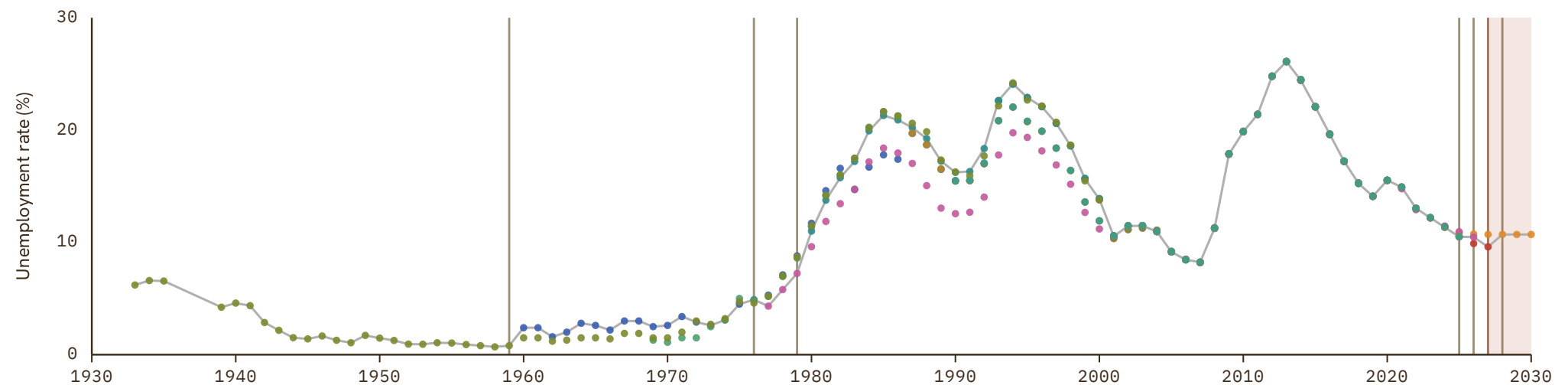
UNIT
in %

1 Source composition

SOURCE	CODE	TIME SPAN	NOTES
Jordá et al. (2017)	JST	1933 - 1959	Replacing using overlapping data in 1960.
European Commission (2024)	AMECO	1960 - 1976	Replacing using overlapping data in 1977.
OECD (2024)	OECD EO	1977 - 1979	Replacing using overlapping data in 1980.
International Monetary Fund (2025)	IMF WEO	1980 - 2024	Baseline source, overlaps with anchor year 2018.
Eurostat (2025)	EUS	2025 - 2025	Replacing using overlapping data in 2026.
OECD (2024)	OECD EO	2026 - 2026	Replacing using overlapping data in 2027.
AMECO forecast	AMECO forecast	2027 - 2027	Replacing using overlapping data in 2028.
International Monetary Fund (2025) (forecasts)	IMF WEO forecast	2028 - 2030	Replacing using overlapping data in 2031.

2 Harmonised series

GMD forecast
 GMD estimate
 Source change
 ● AMECO
 ● AMECO forecast
 ● EUS
 ● ILO
 ● IMF IFS
 ● IMF WEO
 ● IMF WEO forecast
 ● JST
 ● OECD EO
 ● OECD KEI
 ● WB GEM



Sri Lanka

COVERAGE
1981-2024

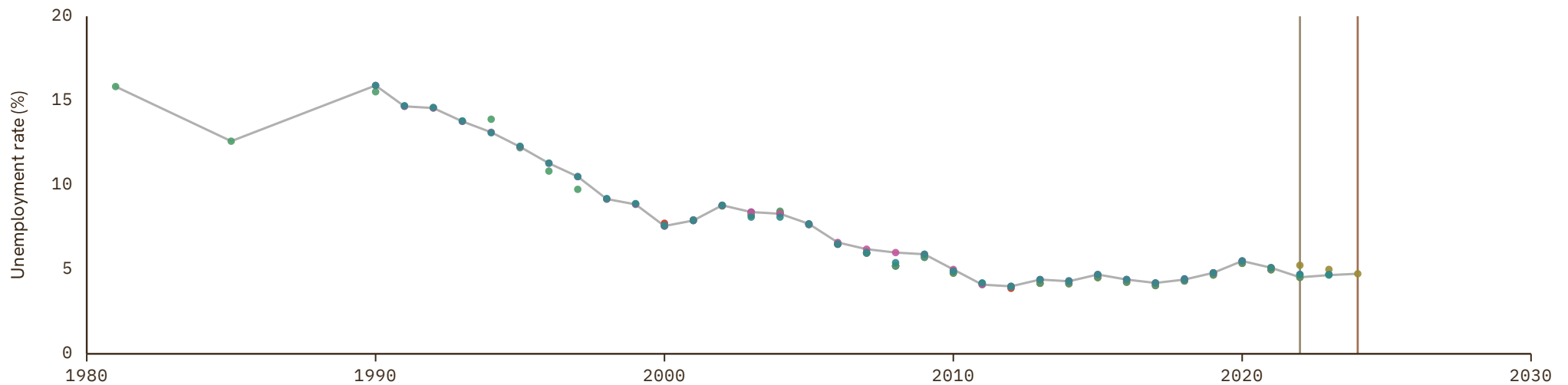
UNIT
in %

1 Source composition

SOURCE	CODE	TIME SPAN	NOTES
International Monetary Fund (2025)	IMF IFS	1981 - 1989	Replacing using overlapping data in 1990.
International Monetary Fund (2025)	IMF WEO	1990 - 2021	Baseline source, overlaps with anchor year 2018.
International Monetary Fund (2025)	IMF IFS	2022 - 2023	Replacing using overlapping data in 2024.
International Monetary Fund (2025) (forecasts)	IMF WEO forecast	2024 - 2024	Replacing using overlapping data in 2025.

2 Harmonised series

GMD forecast
 — GMD estimate
| Source change
● ADB
● ILO
● IMF IFS
● IMF WEO
● IMF WEO forecast
● WB GEM



Sudan

COVERAGE
1978-2030

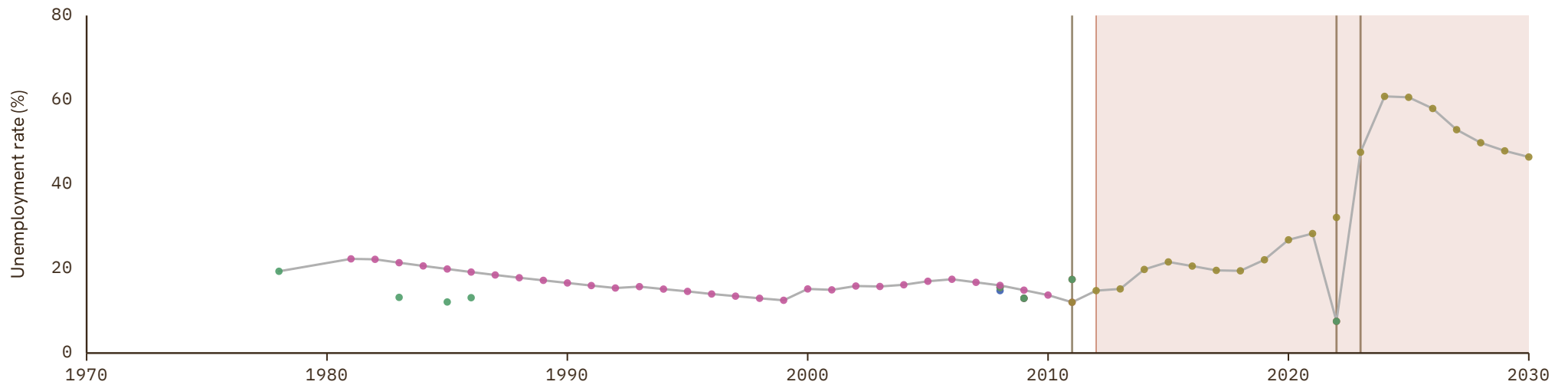
UNIT
in %

1 Source composition

SOURCE	CODE	TIME SPAN	NOTES
International Monetary Fund (2025)	IMF IFS	1978 - 1980	Replacing using overlapping data in 1981.
International Monetary Fund (2025)	IMF WEO	1981 - 2011	Replacing using overlapping data in 2012.
International Monetary Fund (2025) (forecasts)	IMF WEO forecast	2012 - 2021	Baseline source, overlaps with anchor year 2018.
International Monetary Fund (2025)	IMF IFS	2022 - 2022	Replacing using overlapping data in 2023.
International Monetary Fund (2025) (forecasts)	IMF WEO forecast	2023 - 2030	Replacing using overlapping data in 2031.

2 Harmonised series

GMD forecast
 — GMD estimate
 | Source change
 ● AFDB
 ● ILO
 ● IMF IFS
 ● IMF WEO
 ● IMF WEO forecast



Suriname

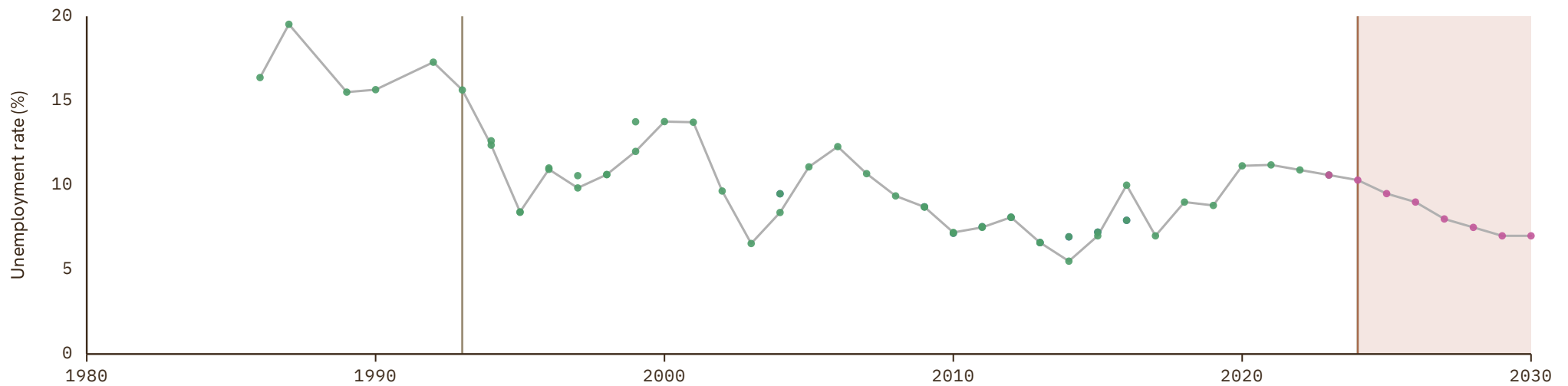
COVERAGE | UNIT
1986-2030 | in %

1 Source composition

SOURCE	CODE	TIME SPAN	NOTES
International Monetary Fund (2025)	IMF IFS	1986 - 1993	Replacing using overlapping data in 1994.
International Monetary Fund (2025)	IMF WEO	1994 - 2023	Baseline source, overlaps with anchor year 2018.
International Monetary Fund (2025) (forecasts)	IMF WEO forecast	2024 - 2030	Replacing using overlapping data in 2031.

2 Harmonised series

GMD forecast
 — GMD estimate
 | Source change
 ● ILO
 ● IMF IFS
 ● IMF WEO
 ● IMF WEO forecast



Sweden

COVERAGE
1911-2030

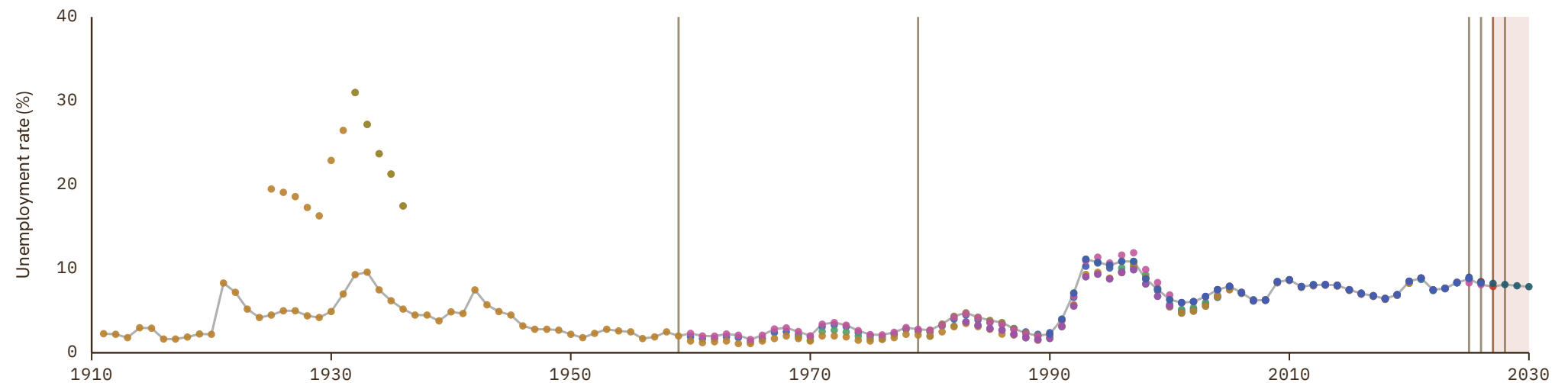
UNIT
in %

1 Source composition

SOURCE	CODE	TIME SPAN	NOTES
Jordá et al. (2017)	JST	1911 - 1959	Replacing using overlapping data in 1960.
OECD (2024)	OECD EO	1960 - 1979	Replacing using overlapping data in 1980.
International Monetary Fund (2025)	IMF WEO	1980 - 2024	Baseline source, overlaps with anchor year 2018.
Eurostat (2025)	EUS	2025 - 2025	Replacing using overlapping data in 2026.
OECD (2024)	OECD EO	2026 - 2026	Replacing using overlapping data in 2027.
AMECO forecast	AMECO forecast	2027 - 2027	Replacing using overlapping data in 2028.
International Monetary Fund (2025) (forecasts)	IMF WEO forecast	2028 - 2030	Replacing using overlapping data in 2031.

2 Harmonised series

■ GMD forecast
 — GMD estimate
 | Source change
 ● AMECO
 ● AMECO forecast
 ● EUS
 ● IHD
 ● IHD 2
 ● ILO
 ● IMF IFS
 ● IMF WEO
 ● IMF WEO forecast
 ● JST
 ● OECD EO
 ● OECD KEI
 ● WB GEM



Switzerland

COVERAGE
1913-2030

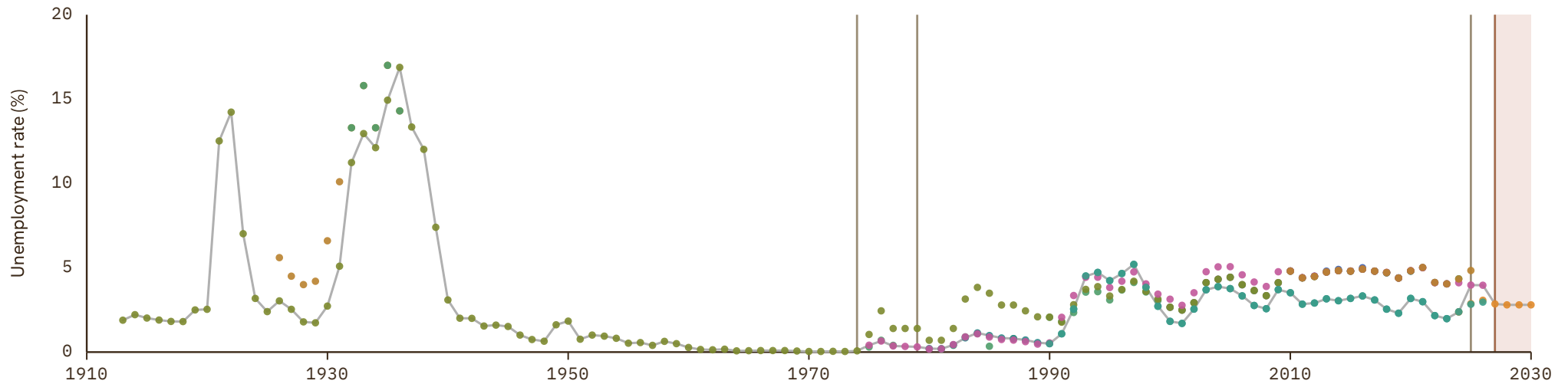
UNIT
in %

1 Source composition

SOURCE	CODE	TIME SPAN	NOTES
Jordá et al. (2017)	JST	1913 - 1974	Replacing using overlapping data in 1975.
OECD (2024)	OECD EO	1975 - 1979	Replacing using overlapping data in 1980.
International Monetary Fund (2025)	IMF WEO	1980 - 2024	Baseline source, overlaps with anchor year 2018.
OECD (2024)	OECD EO	2025 - 2026	Replacing using overlapping data in 2027.
International Monetary Fund (2025) (forecasts)	IMF WEO forecast	2027 - 2030	Replacing using overlapping data in 2031.

2 Harmonised series

■ GMD forecast
 — GMD estimate
 Source change
 ● EUS
 ● IHD
 ● IHD 2
 ● ILO
 ● IMF IFS
 ● IMF WEO
 ● IMF WEO forecast
 ● JST
 ● OECD EO
 ● OECD KEI
 ● WB GEM



Syria

COVERAGE
1969–2011

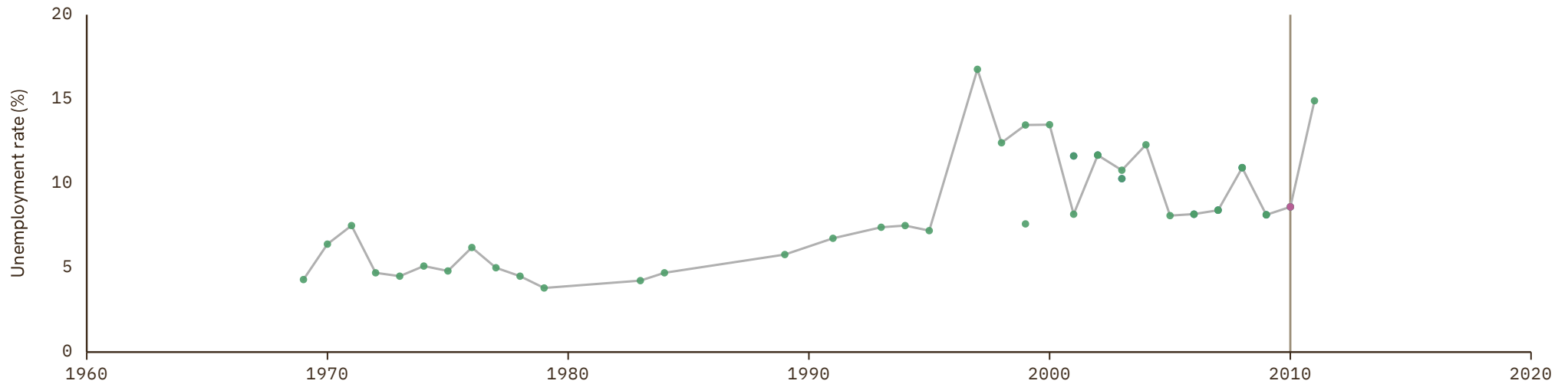
UNIT
in %

1 Source composition

SOURCE	CODE	TIME SPAN	NOTES
International Monetary Fund (2025)	IMF IFS	1969 - 1996	Replacing using overlapping data in 1997.
International Monetary Fund (2025)	IMF WEO	1997 - 2010	Replacing using overlapping data in 2011.
International Monetary Fund (2025)	IMF IFS	2011 - 2011	Replacing using overlapping data in 2012.

2 Harmonised series

— GMD estimate | Source change ● ILO ● IMF IFS ● IMF WEO ● IMF WEO forecast



Taiwan

COVERAGE
1978-2030

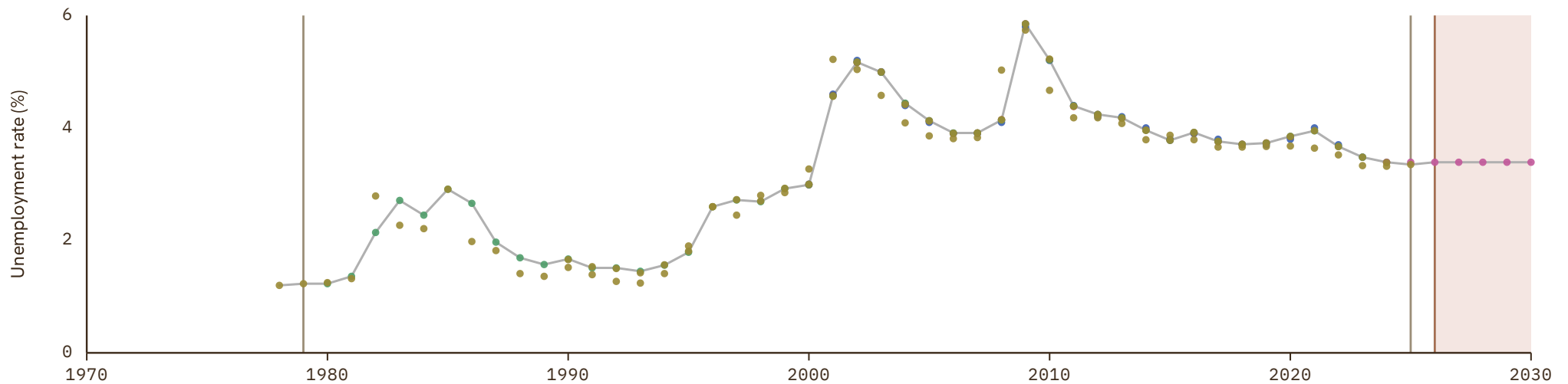
UNIT
in %

1 Source composition

SOURCE	CODE	TIME SPAN	NOTES
Taiwan Statistical Office (2025)	CS2 TWN	1978 - 1979	Replacing using overlapping data in 1980.
International Monetary Fund (2025)	IMF WEO	1980 - 2024	Baseline source, overlaps with anchor year 2018.
World Bank (2026)	WB GEM	2025 - 2025	Replacing using overlapping data in 2026.
International Monetary Fund (2025) (forecasts)	IMF WEO forecast	2026 - 2030	Replacing using overlapping data in 2031.

2 Harmonised series

GMD forecast
 — GMD estimate
 | Source change
 ● ADB
 ● ILO
 ● IMF WEO
 ● IMF WEO forecast
 ● WB GEM
 ● CS2



Tajikistan

COVERAGE
1992-2022

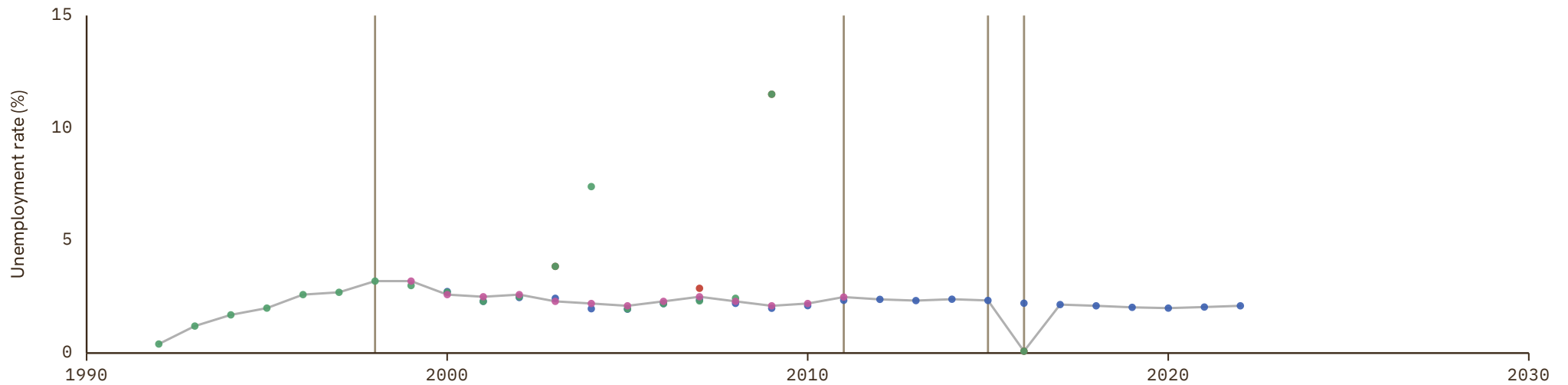
UNIT
in %

1 Source composition

SOURCE	CODE	TIME SPAN	NOTES
International Monetary Fund (2025)	IMF IFS	1992 - 1998	Replacing using overlapping data in 1999.
International Monetary Fund (2025)	IMF WEO	1999 - 2011	Replacing using overlapping data in 2012.
Asian Development Bank (2024)	ADB	2012 - 2015	Replacing using overlapping data in 2016.
International Monetary Fund (2025)	IMF IFS	2016 - 2016	Replacing using overlapping data in 2017.
Asian Development Bank (2024)	ADB	2017 - 2022	Baseline source, overlaps with anchor year 2018.

2 Harmonised series

— GMD estimate | Source change ● ADB ● ILO ● IMF IFS ● IMF WEO



Tanzania

COVERAGE
1991-2024

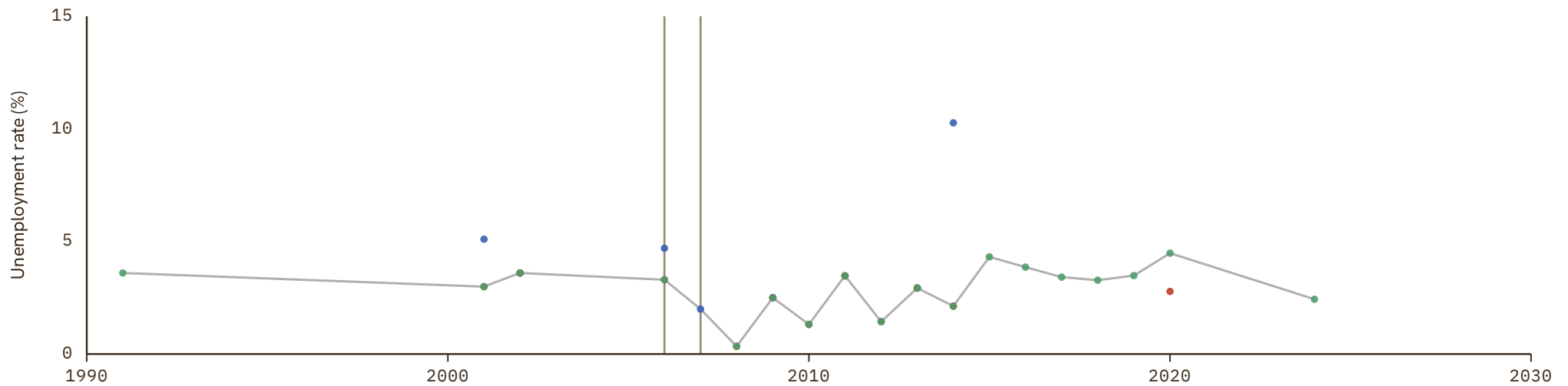
UNIT
in %

1 Source composition

SOURCE	CODE	TIME SPAN	NOTES
International Monetary Fund (2025)	IMF IFS	1991 - 2006	Replacing using overlapping data in 2007.
African Development Bank (2018)	AFDB	2007 - 2007	Replacing using overlapping data in 2008.
International Monetary Fund (2025)	IMF IFS	2008 - 2024	Baseline source, overlaps with anchor year 2018.

2 Harmonised series

— GMD estimate | Source change ● AFDB ● ILO ● IMF IFS



Thailand

COVERAGE
1985-2030

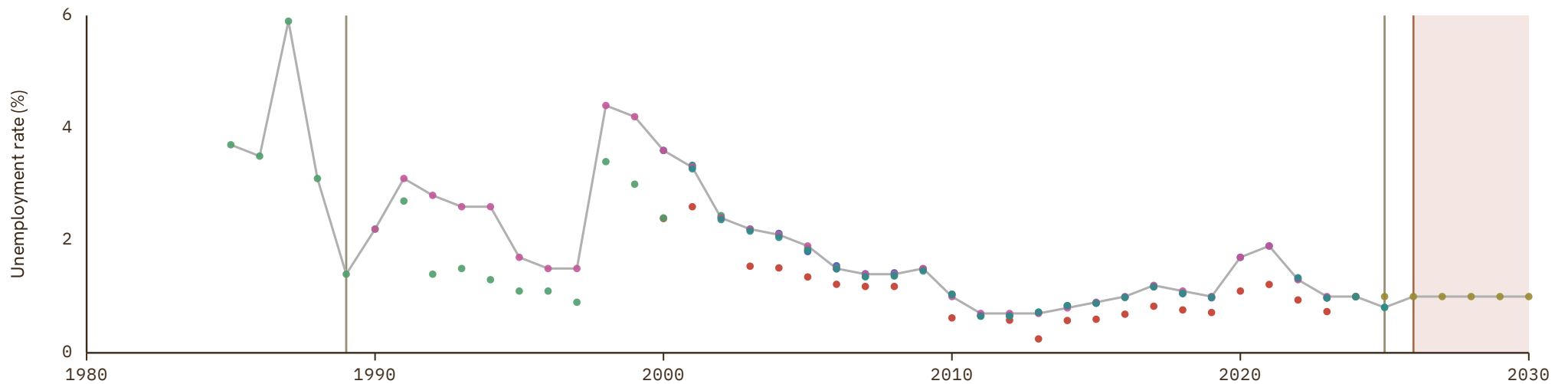
UNIT
in %

1 Source composition

SOURCE	CODE	TIME SPAN	NOTES
International Monetary Fund (2025)	IMF IFS	1985 - 1989	Replacing using overlapping data in 1990.
International Monetary Fund (2025)	IMF WEO	1990 - 2024	Baseline source, overlaps with anchor year 2018.
International Monetary Fund (2025)	IMF IFS	2025 - 2025	Replacing using overlapping data in 2026.
International Monetary Fund (2025) (forecasts)	IMF WEO forecast	2026 - 2030	Replacing using overlapping data in 2031.

2 Harmonised series

■ GMD forecast
 — GMD estimate
 Source change
 ● ADB
 ● ILO
 ● IMF IFS
 ● IMF WEO
 ● IMF WEO forecast
 ● WB GEM



Timor-Leste

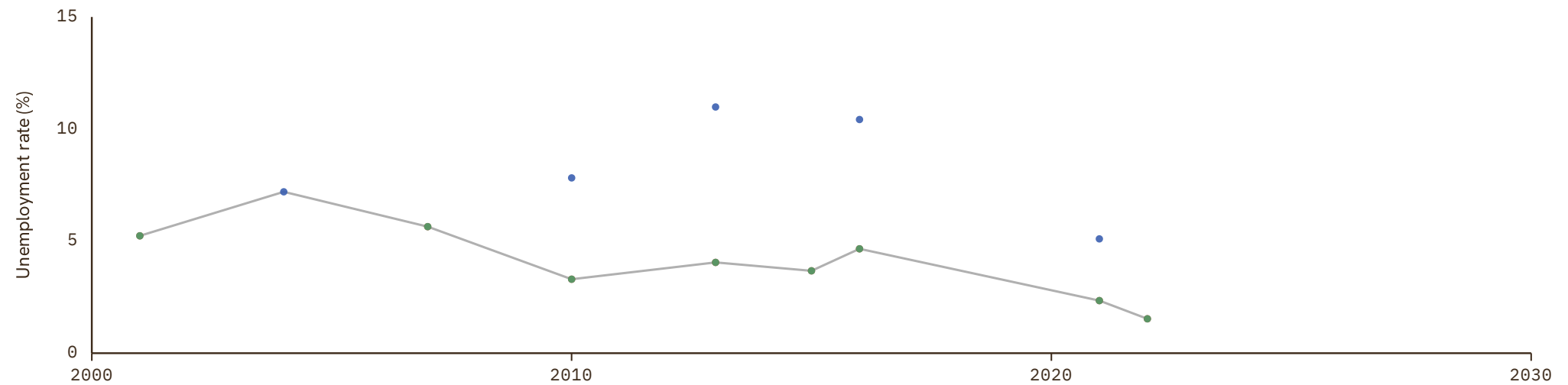
COVERAGE
2001–2022UNIT
in %

1 Source composition

SOURCE	CODE	TIME SPAN	NOTES
International Monetary Fund (2025)	IMF IFS	2001 - 2003	Replacing using overlapping data in 2004.
Asian Development Bank (2024)	ADB	2004 - 2006	Replacing using overlapping data in 2007.
International Monetary Fund (2025)	IMF IFS	2007 - 2022	Baseline source, overlaps with anchor year 2018.

2 Harmonised series

— GMD estimate ● ADB ● ILO ● IMF IFS



Togo

COVERAGE
2006-2022

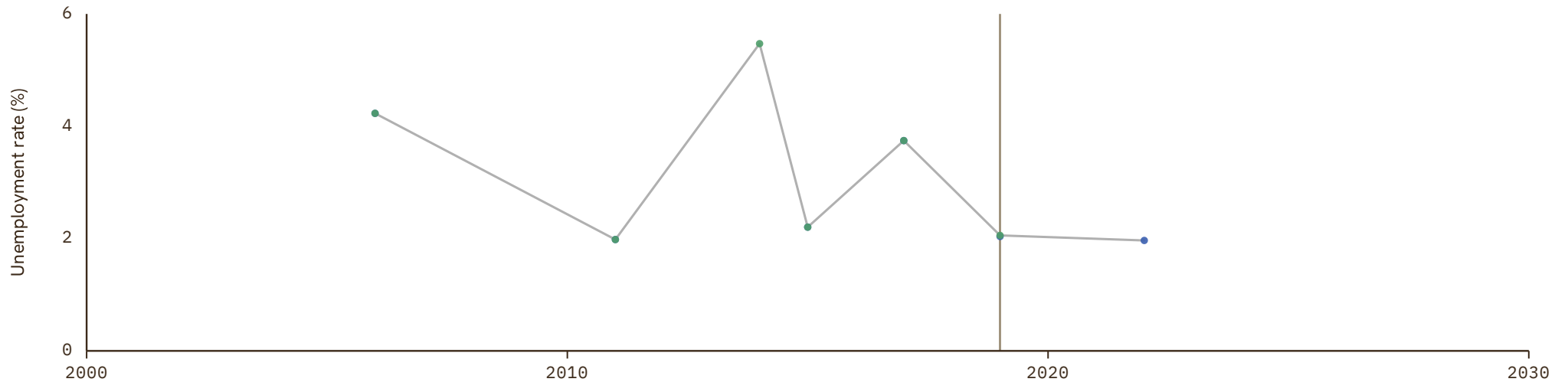
UNIT
in %

1 Source composition

SOURCE	CODE	TIME SPAN	NOTES
International Monetary Fund (2025)	IMF IFS	2006 - 2021	Baseline source, overlaps with anchor year 2018.
Internl Labour Organization (2024)	ILO	2022 - 2022	Replacing using overlapping data in 2023.

2 Harmonised series

— GMD estimate | Source change ● ILO ● IMF IFS



Trinidad and Tobago

COVERAGE
1969-2030

UNIT
in %

1 Source composition

SOURCE	CODE	TIME SPAN	NOTES
International Monetary Fund (2025)	IMF IFS	1969 - 1990	Replacing using overlapping data in 1991.
International Monetary Fund (2025)	IMF WEO	1991 - 2024	Baseline source, overlaps with anchor year 2018.
International Monetary Fund (2025) (forecasts)	IMF WEO forecast	2025 - 2030	Replacing using overlapping data in 2031.

2 Harmonised series

GMD forecast
 — GMD estimate
 | Source change
 ● ILO
 ● IMF IFS
 ● IMF WEO
 ● IMF WEO forecast



Tunisia

COVERAGE
1989-2025

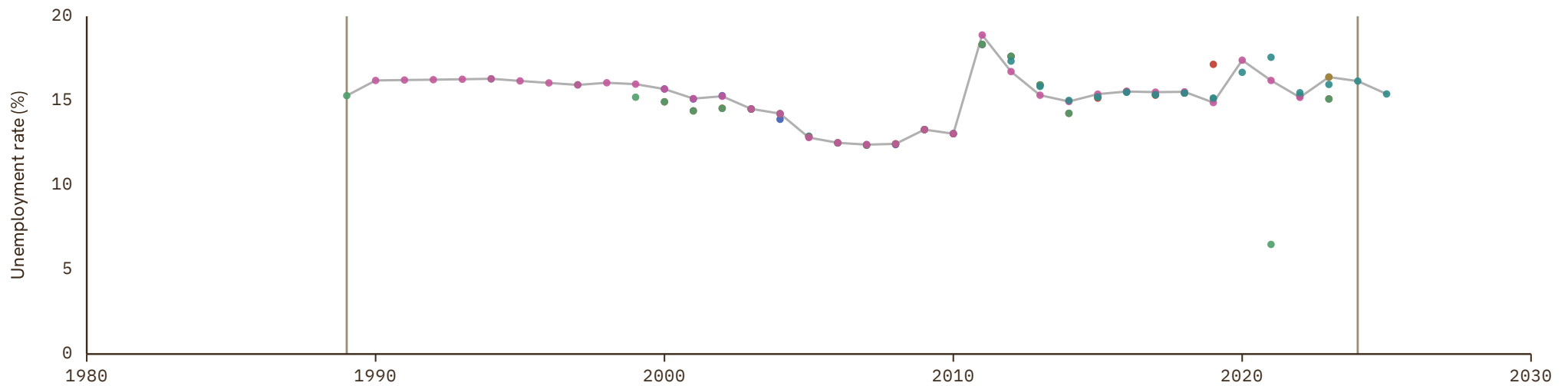
UNIT
in %

1 Source composition

SOURCE	CODE	TIME SPAN	NOTES
International Monetary Fund (2025)	IMF IFS	1989 - 1989	Replacing using overlapping data in 1990.
International Monetary Fund (2025)	IMF WEO	1990 - 2023	Baseline source, overlaps with anchor year 2018.
World Bank (2026)	WB GEM	2024 - 2025	Replacing using overlapping data in 2026.

2 Harmonised series

— GMD estimate | Source change ● AFDB ● ILO ● IMF IFS ● IMF WEO ● IMF WEO forecast ● WB GEM



Turkey

COVERAGE
1960–2030

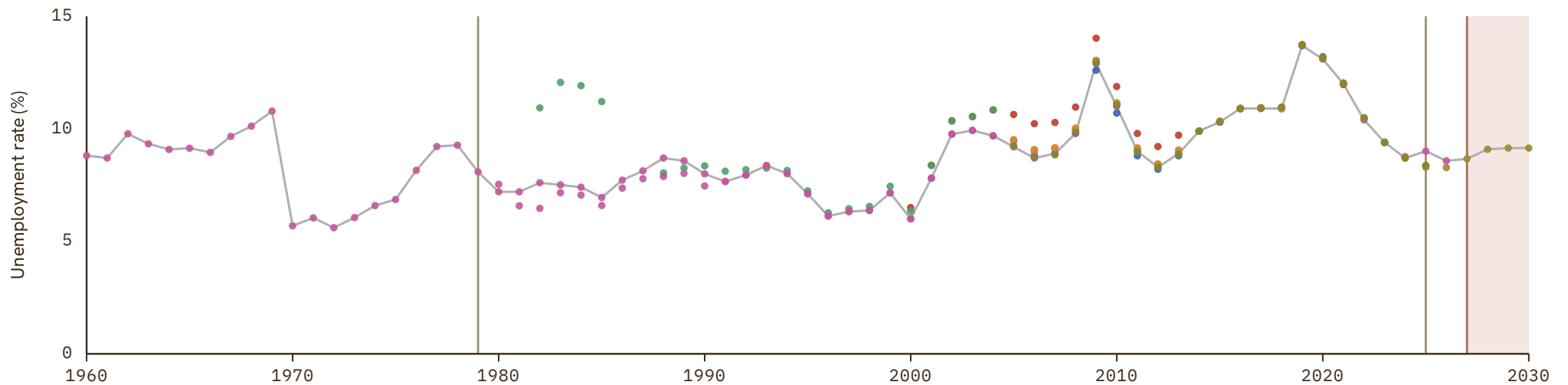
UNIT
in %

1 Source composition

SOURCE	CODE	TIME SPAN	NOTES
OECD (2024)	OECD EO	1960 - 1979	Replacing using overlapping data in 1980.
International Monetary Fund (2025)	IMF WEO	1980 - 2024	Baseline source, overlaps with anchor year 2018.
OECD (2024)	OECD EO	2025 - 2026	Replacing using overlapping data in 2027.
International Monetary Fund (2025) (forecasts)	IMF WEO forecast	2027 - 2030	Replacing using overlapping data in 2031.

2 Harmonised series

GMD forecast
 — GMD estimate
 | Source change
 ● EUS
 ● ILO
 ● IMF IFS
 ● IMF WEO
 ● IMF WEO forecast
 ● OECD EO
 ● OECD KEI
 ● WB GEM



Turkmenistan

COVERAGE
2000-2023

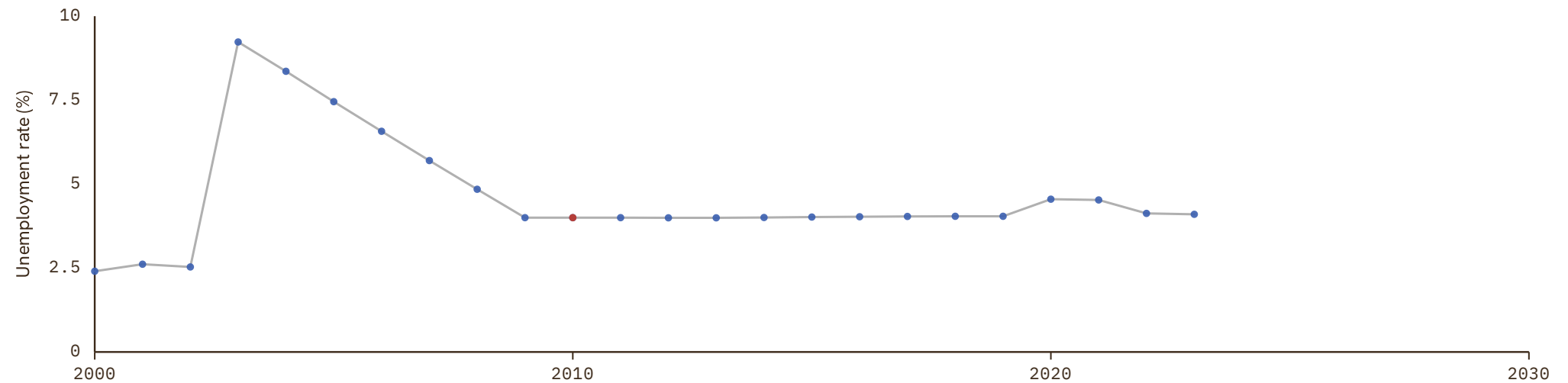
UNIT
in %

1 Source composition

SOURCE	CODE	TIME SPAN	NOTES
Asian Development Bank (2024)	ADB	2000 - 2023	Baseline source, overlaps with anchor year 2018.

2 Harmonised series

— GMD estimate ● ADB ● ILO



Uganda

COVERAGE
1991-2021

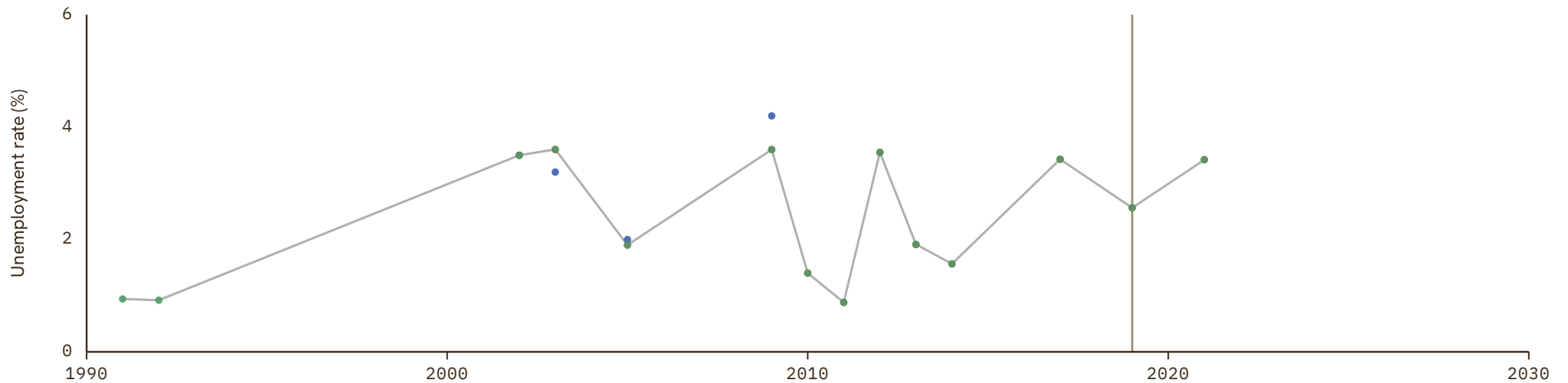
UNIT
in %

1 Source composition

SOURCE	CODE	TIME SPAN	NOTES
International Monetary Fund (2025)	IMF IFS	1991 - 2021	Baseline source, overlaps with anchor year 2018.

2 Harmonised series

— GMD estimate | Source change ● AFDB ● ILO ● IMF IFS



Ukraine

COVERAGE
1995-2030

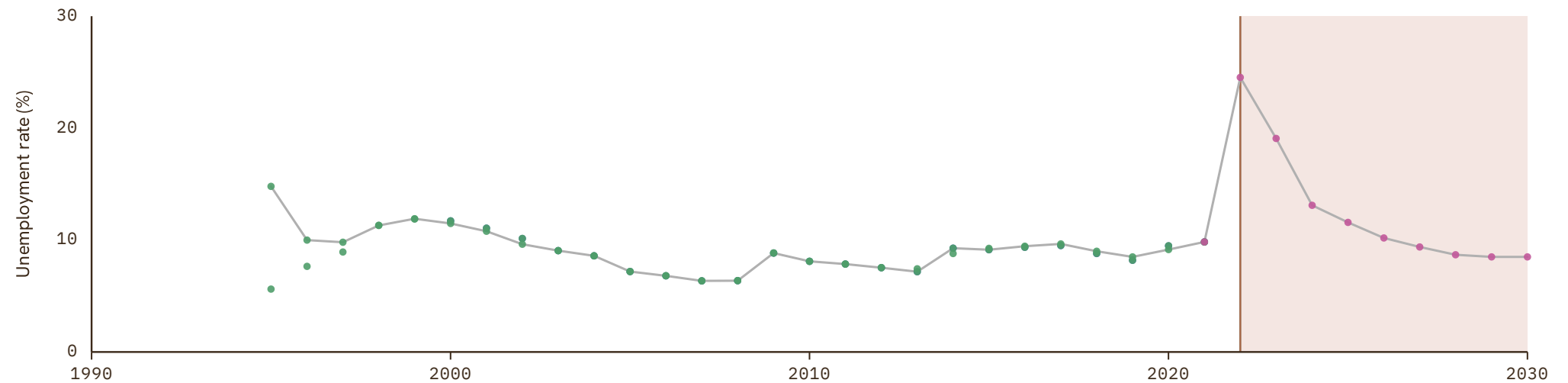
UNIT
in %

1 Source composition

SOURCE	CODE	TIME SPAN	NOTES
International Monetary Fund (2025)	IMF WEO	1995 - 2021	Baseline source, overlaps with anchor year 2018.
International Monetary Fund (2025) (forecasts)	IMF WEO forecast	2022 - 2030	Replacing using overlapping data in 2031.

2 Harmonised series

GMD forecast
 — GMD estimate
 | Source change
 ● ILO
 ● IMF IFS
 ● IMF WEO
 ● IMF WEO forecast



United Arab Emirates

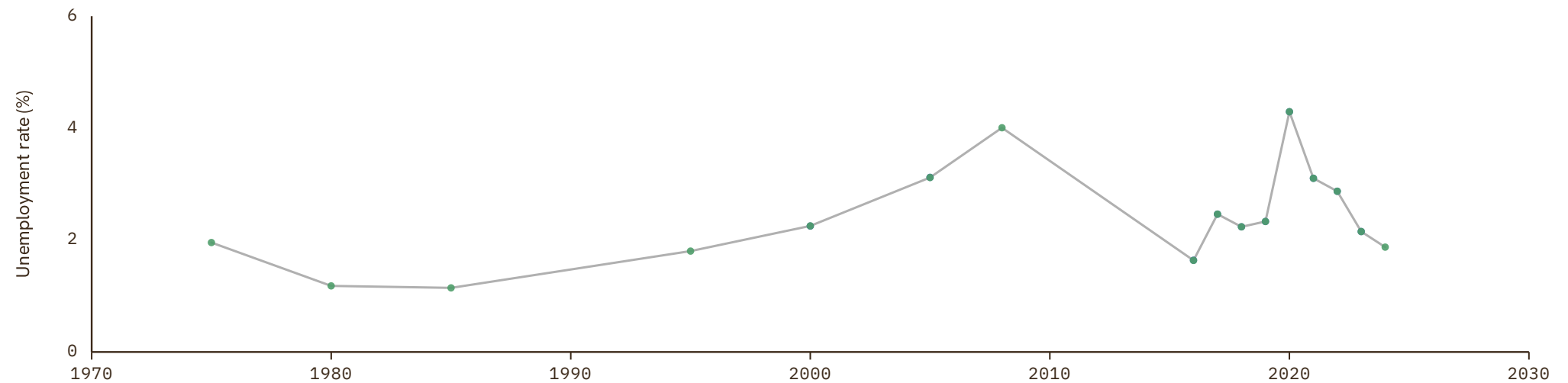
COVERAGE
1975–2024UNIT
in %

1 Source composition

SOURCE	CODE	TIME SPAN	NOTES
International Monetary Fund (2025)	IMF IFS	1975 - 2024	Baseline source, overlaps with anchor year 2018.

2 Harmonised series

— GMD estimate ● ILO ● IMF IFS



United Kingdom

COVERAGE
1760-2030

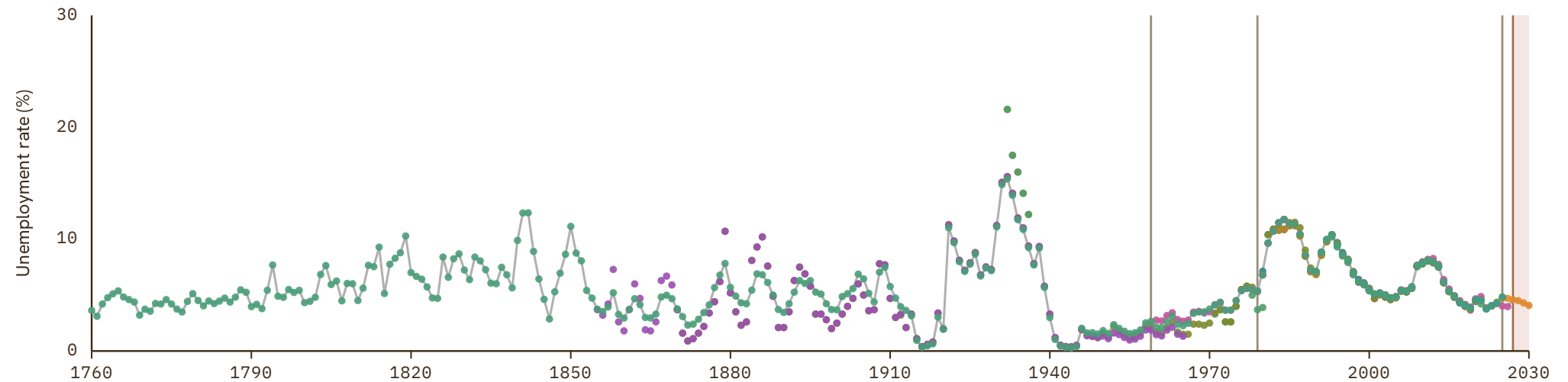
UNIT
in %

1 Source composition

SOURCE	CODE	TIME SPAN	NOTES
Thomas et al. (2010)	CS1 GBR	1760 - 1959	Replacing using overlapping data in 1960.
OECD (2024)	OECD EO	1960 - 1979	Replacing using overlapping data in 1980.
International Monetary Fund (2025)	IMF WEO	1980 - 2024	Baseline source, overlaps with anchor year 2018.
OECD (2024)	OECD EO	2025 - 2026	Replacing using overlapping data in 2027.
International Monetary Fund (2025) (forecasts)	IMF WEO forecast	2027 - 2030	Replacing using overlapping data in 2031.

2 Harmonised series

GMD forecast
 GMD estimate
 Source change
 ● EUS
 ● IHD
 ● IHD 2
 ● ILO
 ● IMF IFS
 ● IMF WEO
 ● IMF WEO forecast
 ● JST
 ● OECD EO
 ● OECD KEI
 ● WB GEM
 ● CS3
 ● CS1



United States

COVERAGE
1890–2030

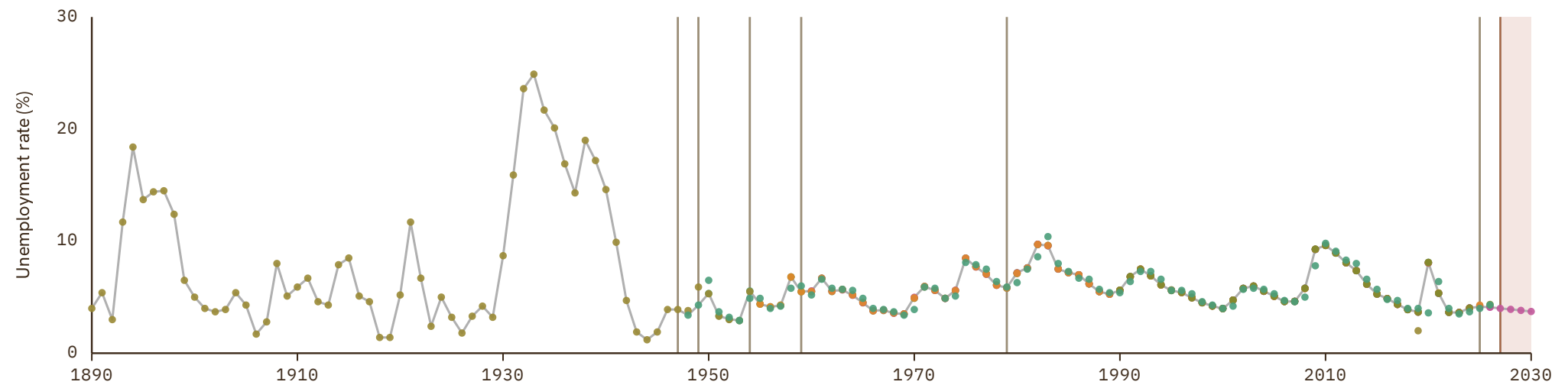
UNIT
in %

1 Source composition

SOURCE	CODE	TIME SPAN	NOTES
Jordá et al. (2017)	JST	1890 - 1947	Replacing using overlapping data in 1948.
Fed. Reserve Bank of St. Louis (2024)	CS1 USA	1948 - 1949	Replacing using overlapping data in 1950.
International Monetary Fund (2025)	IMF IFS	1950 - 1954	Replacing using overlapping data in 1955.
OECD (2024)	OECD KEI	1955 - 1959	Replacing using overlapping data in 1960.
OECD (2024)	OECD EO	1960 - 1979	Replacing using overlapping data in 1980.
International Monetary Fund (2025)	IMF WEO	1980 - 2024	Baseline source, overlaps with anchor year 2018.
OECD (2024)	OECD EO	2025 - 2026	Replacing using overlapping data in 2027.
International Monetary Fund (2025) (forecasts)	IMF WEO forecast	2027 - 2030	Replacing using overlapping data in 2031.

2 Harmonised series

GMD forecast
 — GMD estimate
 | Source change
 ● ILO
 ● IMF IFS
 ● IMF WEO
 ● IMF WEO forecast
 ● JST
 ● OECD EO
 ● OECD KEI
 ● WB GEM
 ● CS1



Uruguay

COVERAGE
1970–2030

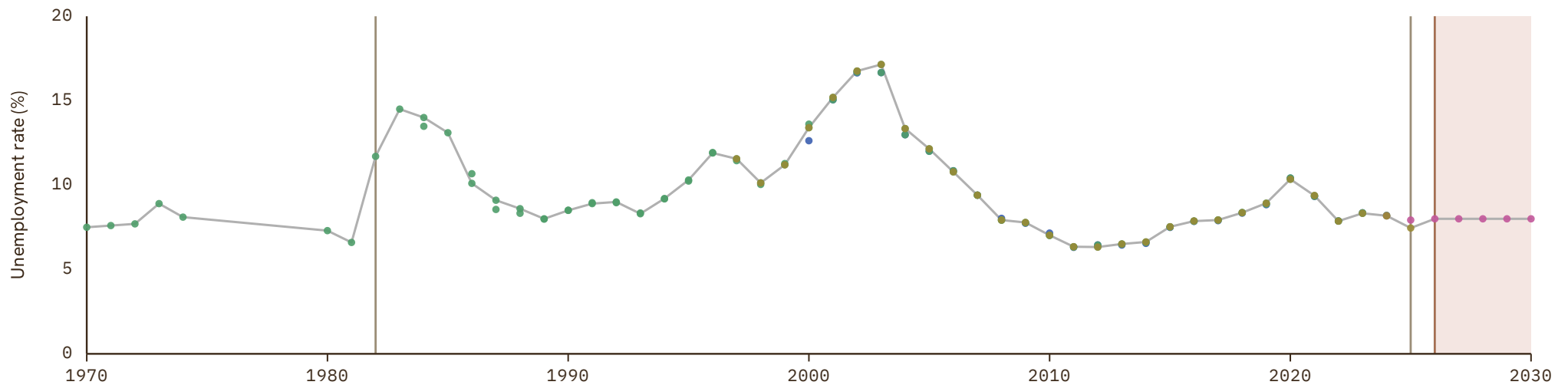
UNIT
in %

1 Source composition

SOURCE	CODE	TIME SPAN	NOTES
International Monetary Fund (2025)	IMF IFS	1970 - 1982	Replacing using overlapping data in 1983.
International Monetary Fund (2025)	IMF WEO	1983 - 2024	Baseline source, overlaps with anchor year 2018.
World Bank (2026)	WB GEM	2025 - 2025	Replacing using overlapping data in 2026.
International Monetary Fund (2025) (forecasts)	IMF WEO forecast	2026 - 2030	Replacing using overlapping data in 2031.

2 Harmonised series

GMD forecast
 — GMD estimate
 | Source change
 ● ILO
 ● IMF IFS
 ● IMF WEO
 ● IMF WEO forecast
 ● WB GEM



Uzbekistan

COVERAGE
2000–2030

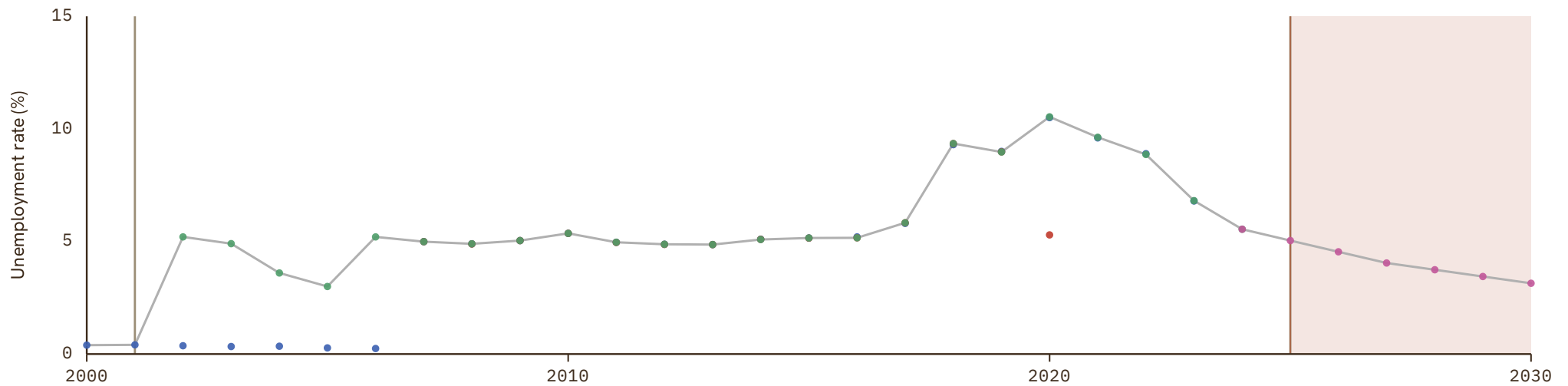
UNIT
in %

1 Source composition

SOURCE	CODE	TIME SPAN	NOTES
Asian Development Bank (2024)	ADB	2000 - 2001	Replacing using overlapping data in 2002.
International Monetary Fund (2025)	IMF WEO	2002 - 2024	Baseline source, overlaps with anchor year 2018.
International Monetary Fund (2025) (forecasts)	IMF WEO forecast	2025 - 2030	Replacing using overlapping data in 2031.

2 Harmonised series

GMD forecast
 — GMD estimate
 | Source change
 ● ADB
 ● ILO
 ● IMF WEO
 ● IMF WEO forecast



Venezuela

COVERAGE
1950–2020

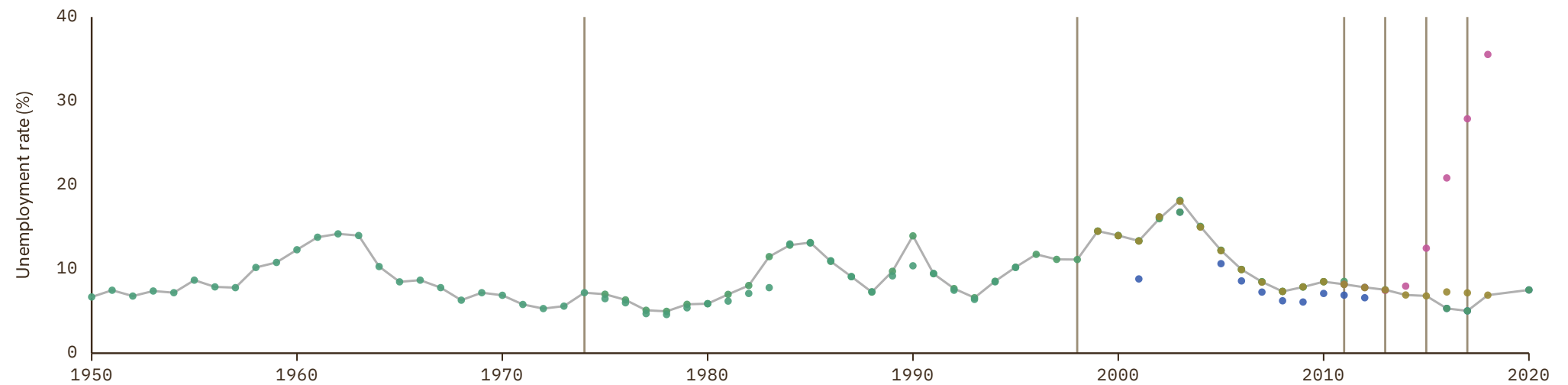
UNIT
in %

1 Source composition

SOURCE	CODE	TIME SPAN	NOTES
Baptista (1997)	CS1 VEN	1950 - 1974	Replacing using overlapping data in 1975.
International Monetary Fund (2025)	IMF IFS	1975 - 1998	Replacing using overlapping data in 1999.
International Monetary Fund (2025)	IMF WEO	1999 - 2011	Replacing using overlapping data in 2012.
International Monetary Fund (2025)	IMF IFS	2012 - 2013	Replacing using overlapping data in 2014.
World Bank (2026)	WB GEM	2014 - 2015	Replacing using overlapping data in 2016.
International Monetary Fund (2025)	IMF IFS	2016 - 2017	Replacing using overlapping data in 2018.
World Bank (2026)	WB GEM	2018 - 2019	Baseline source, overlaps with anchor year 2018.
International Monetary Fund (2025)	IMF IFS	2020 - 2020	Replacing using overlapping data in 2021.

2 Harmonised series

— GMD estimate | Source change ● ILO ● IMF IFS ● IMF WEO ● IMF WEO forecast ● WB GEM ● CS1



Vietnam

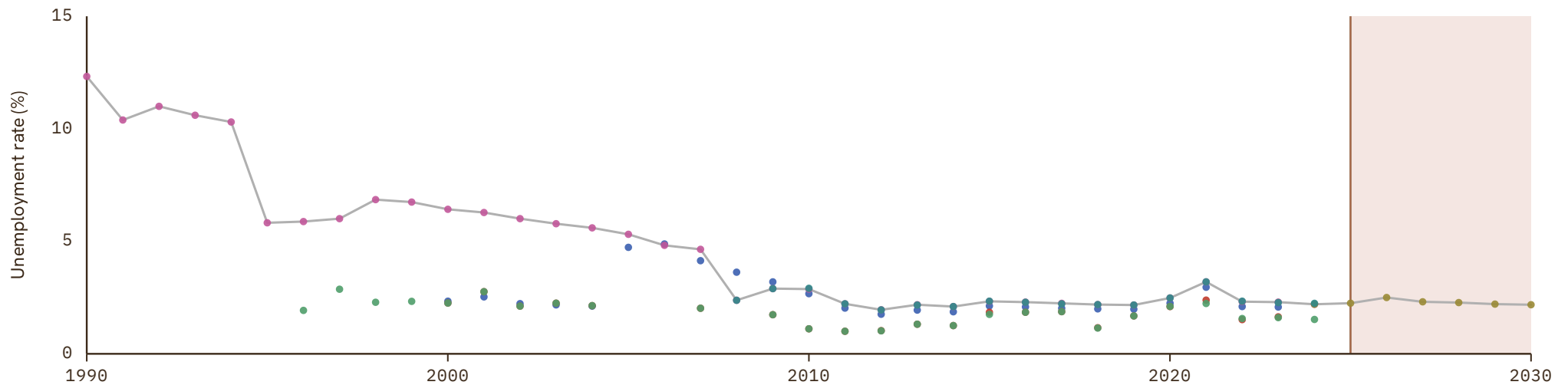
COVERAGE | UNIT
1990-2030 | in %

1 Source composition

SOURCE	CODE	TIME SPAN	NOTES
International Monetary Fund (2025)	IMF WEO	1990 - 2024	Baseline source, overlaps with anchor year 2018.
International Monetary Fund (2025) (forecasts)	IMF WEO forecast	2025 - 2030	Replacing using overlapping data in 2031.

2 Harmonised series

GMD forecast
 — GMD estimate
 | Source change
 ● ADB
 ● ILO
 ● IMF IFS
 ● IMF WEO
 ● IMF WEO forecast
 ● WB GEM



Yemen

COVERAGE
1977-2014

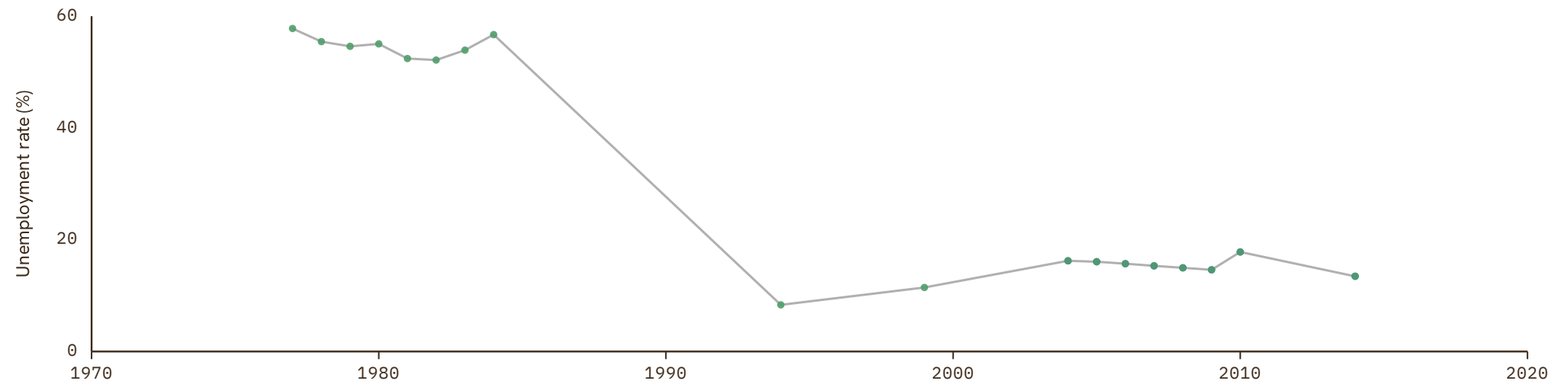
UNIT
in %

1 Source composition

SOURCE	CODE	TIME SPAN	NOTES
International Monetary Fund (2025)	IMF IFS	1977 - 2014	Replacing using overlapping data in 2015.

2 Harmonised series

— GMD estimate ● ILO ● IMF IFS



Zambia

COVERAGE
1986-2024

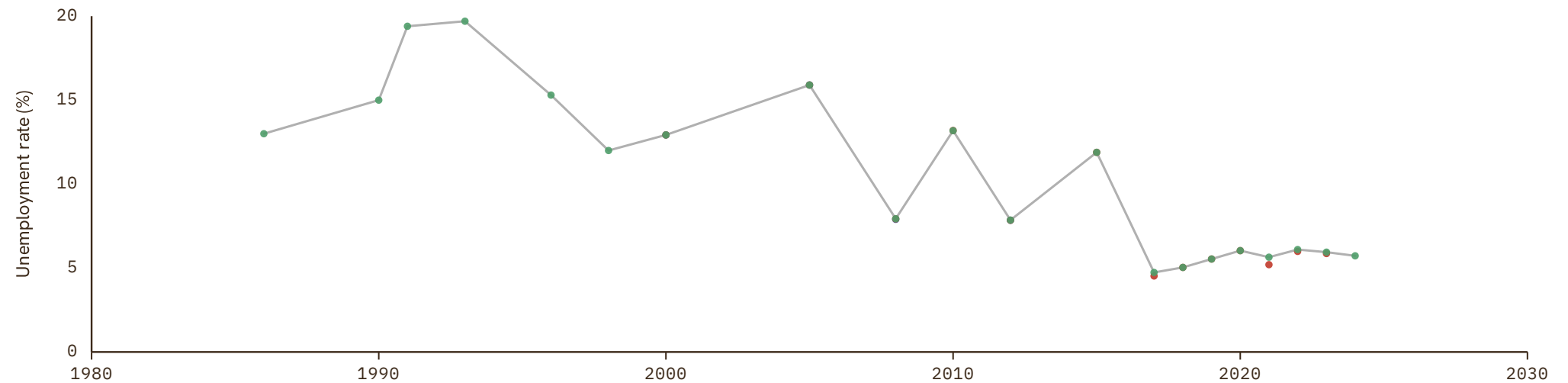
UNIT
in %

1 Source composition

SOURCE	CODE	TIME SPAN	NOTES
International Monetary Fund (2025)	IMF IFS	1986 - 2024	Baseline source, overlaps with anchor year 2018.

2 Harmonised series

— GMD estimate ● AFDB ● ILO ● IMF IFS



Zimbabwe

COVERAGE
1982-2024

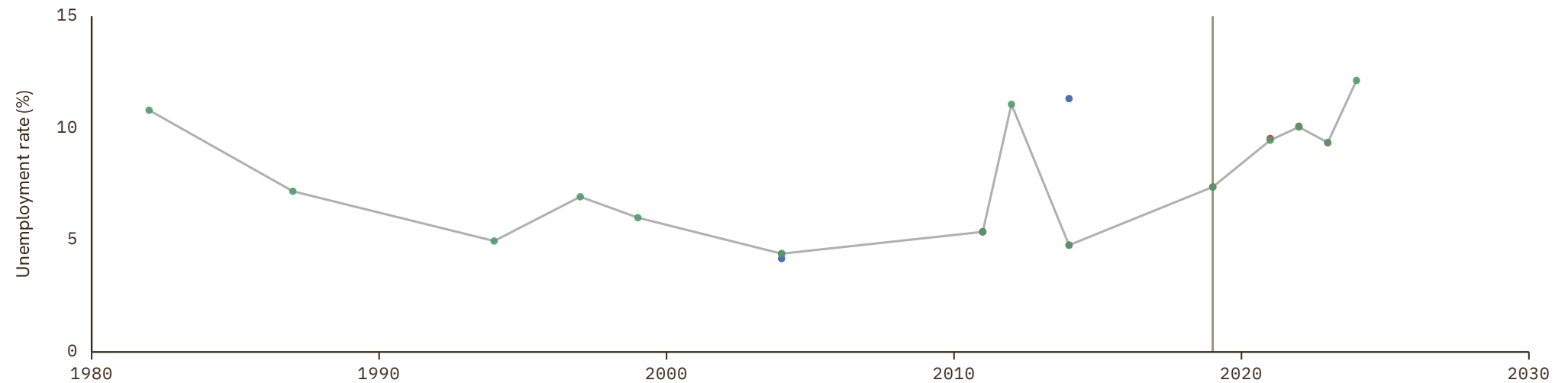
UNIT
in %

1 Source composition

SOURCE	CODE	TIME SPAN	NOTES
International Monetary Fund (2025)	IMF IFS	1982 - 2024	Baseline source, overlaps with anchor year 2018.

2 Harmonised series

— GMD estimate | Source change ● AFDB ● ILO ● IMF IFS



American Samoa

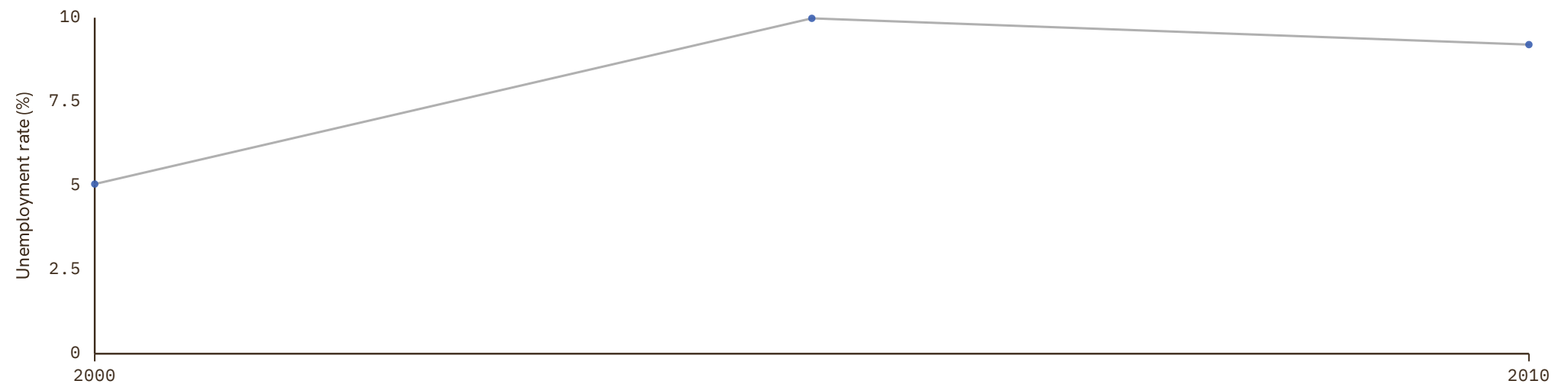
COVERAGE
2000–2010UNIT
in %

1 Source composition

SOURCE	CODE	TIME SPAN	NOTES
Internl Labour Organization (2024)	ILO	2000 - 2010	Replacing using overlapping data in 2011.

2 Harmonised series

— GMD estimate ● ILO



Andorra

COVERAGE
2010-2030

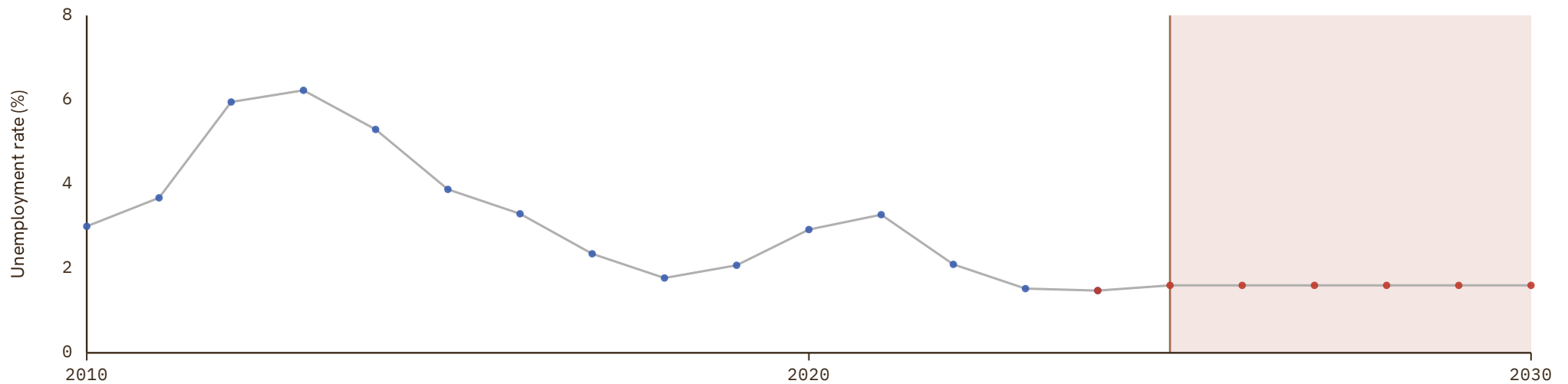
UNIT
in %

1 Source composition

SOURCE	CODE	TIME SPAN	NOTES
International Monetary Fund (2025)	IMF WEO	2010 - 2024	Baseline source, overlaps with anchor year 2018.
International Monetary Fund (2025) (forecasts)	IMF WEO forecast	2025 - 2030	Replacing using overlapping data in 2031.

2 Harmonised series

GMD forecast
 — GMD estimate
 | Source change
 ● IMF WEO
 ● IMF WEO forecast



Anguilla

COVERAGE
1974-2002UNIT
in %

1 Source composition

SOURCE	CODE	TIME SPAN	NOTES
International Monetary Fund (2025)	IMF IFS	1974 - 2002	Replacing using overlapping data in 2003.

2 Harmonised series

— GMD estimate ● ILO ● IMF IFS



Antigua and Barbuda

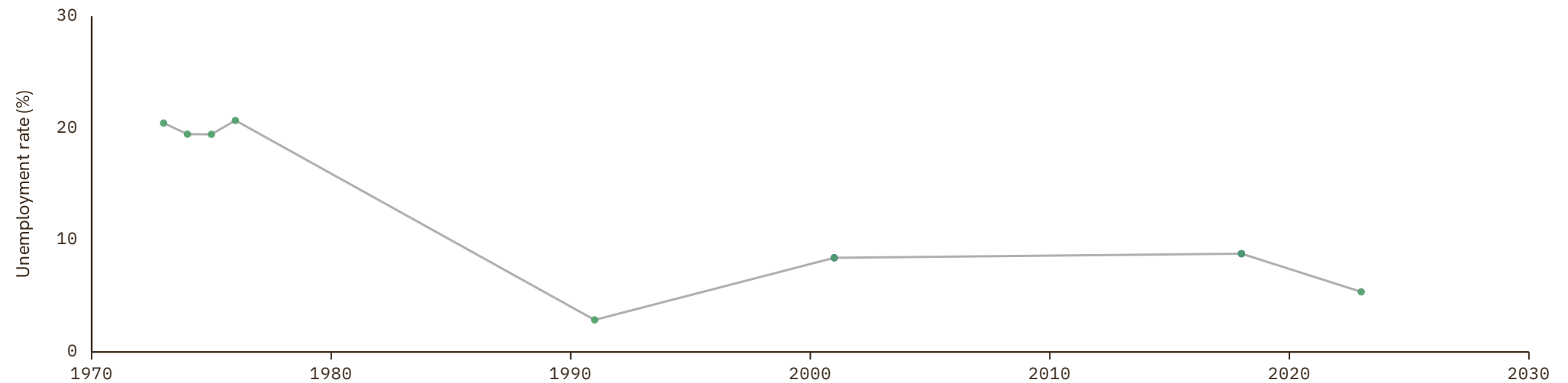
COVERAGE
1973–2023UNIT
in %

1 Source composition

SOURCE	CODE	TIME SPAN	NOTES
International Monetary Fund (2025)	IMF IFS	1973 - 2023	Baseline source, overlaps with anchor year 2018.

2 Harmonised series

— GMD estimate ● ILO ● IMF IFS



Aruba

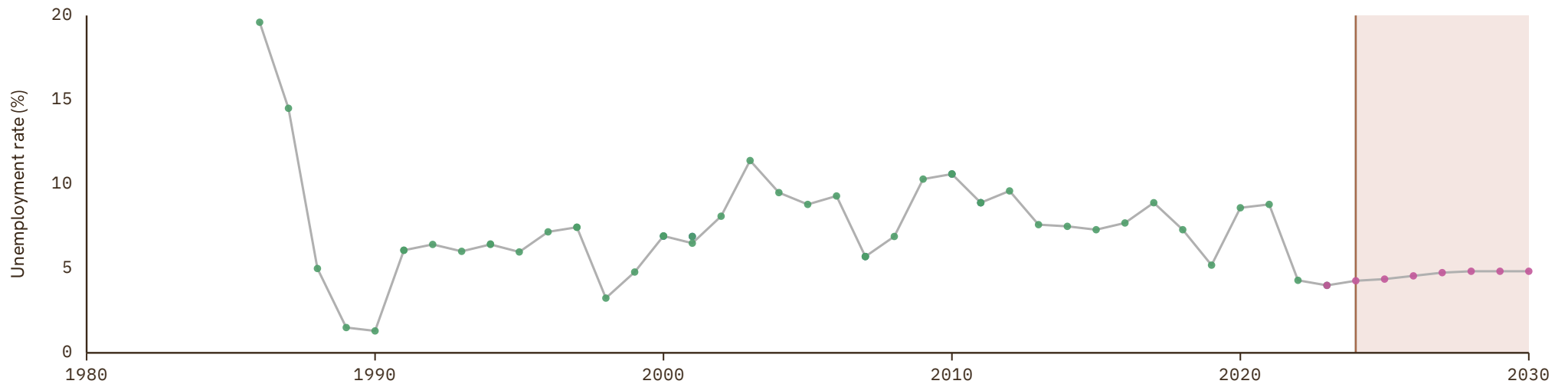
COVERAGE | UNIT
1986-2030 | in %

1 Source composition

SOURCE	CODE	TIME SPAN	NOTES
International Monetary Fund (2025)	IMF WEO	1986 - 2023	Baseline source, overlaps with anchor year 2018.
International Monetary Fund (2025) (forecasts)	IMF WEO forecast	2024 - 2030	Replacing using overlapping data in 2031.

2 Harmonised series

GMD forecast
 — GMD estimate
 | Source change
 ● ILO
 ● IMF IFS
 ● IMF WEO
 ● IMF WEO forecast



Cayman Islands

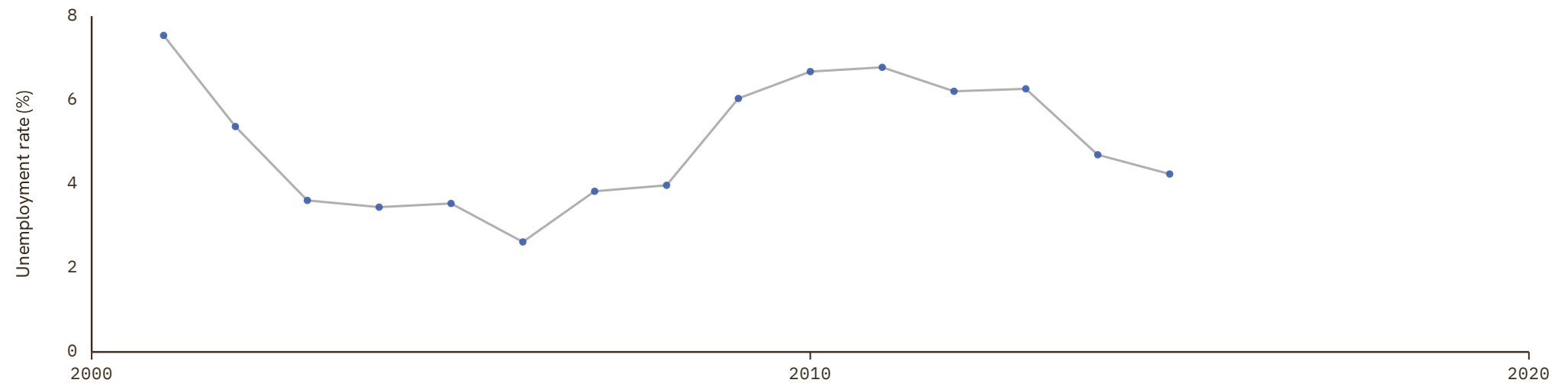
COVERAGE
2001–2015UNIT
in %

1 Source composition

SOURCE	CODE	TIME SPAN	NOTES
Internl Labour Organization (2024)	ILO	2001 - 2015	Replacing using overlapping data in 2016.

2 Harmonised series

— GMD estimate ● ILO



Comoros

COVERAGE
2004–2021

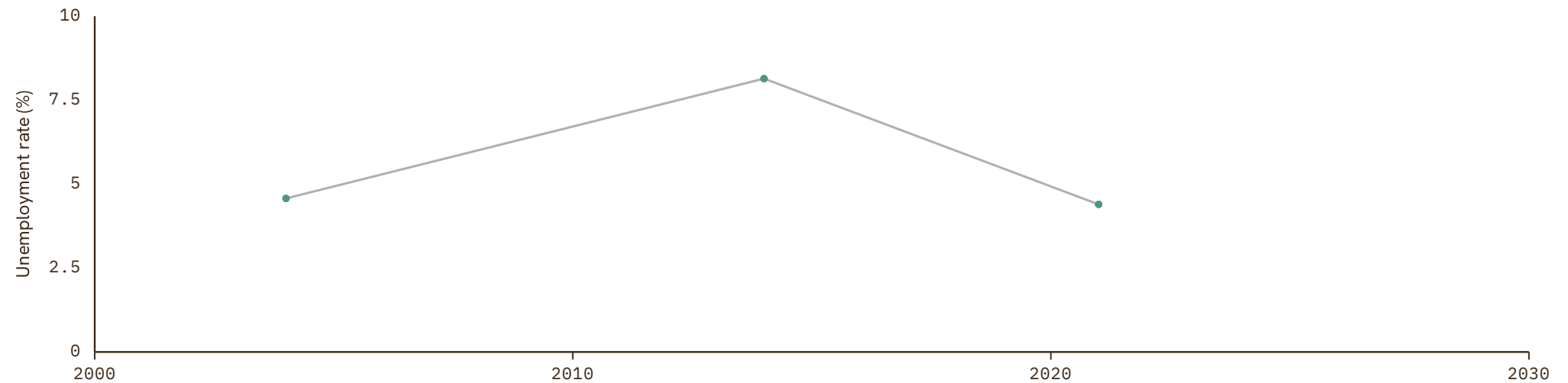
UNIT
in %

1 Source composition

SOURCE	CODE	TIME SPAN	NOTES
International Monetary Fund (2025)	IMF IFS	2004 - 2021	Baseline source, overlaps with anchor year 2018.

2 Harmonised series

— GMD estimate ● ILO ● IMF IFS



Cook Islands

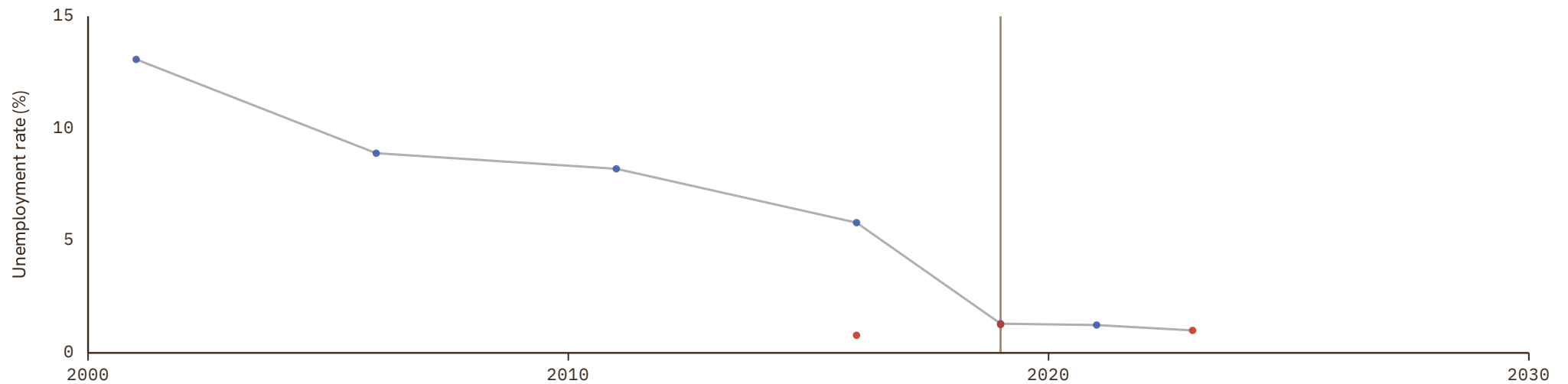
COVERAGE
2001–2023UNIT
in %

1 Source composition

SOURCE	CODE	TIME SPAN	NOTES
Asian Development Bank (2024)	ADB	2001 - 2022	Baseline source, overlaps with anchor year 2018.
Internl Labour Organization (2024)	ILO	2023 - 2023	Replacing using overlapping data in 2024.

2 Harmonised series

— GMD estimate | Source change ● ADB ● ILO



Curaçao

COVERAGE
2011–2020

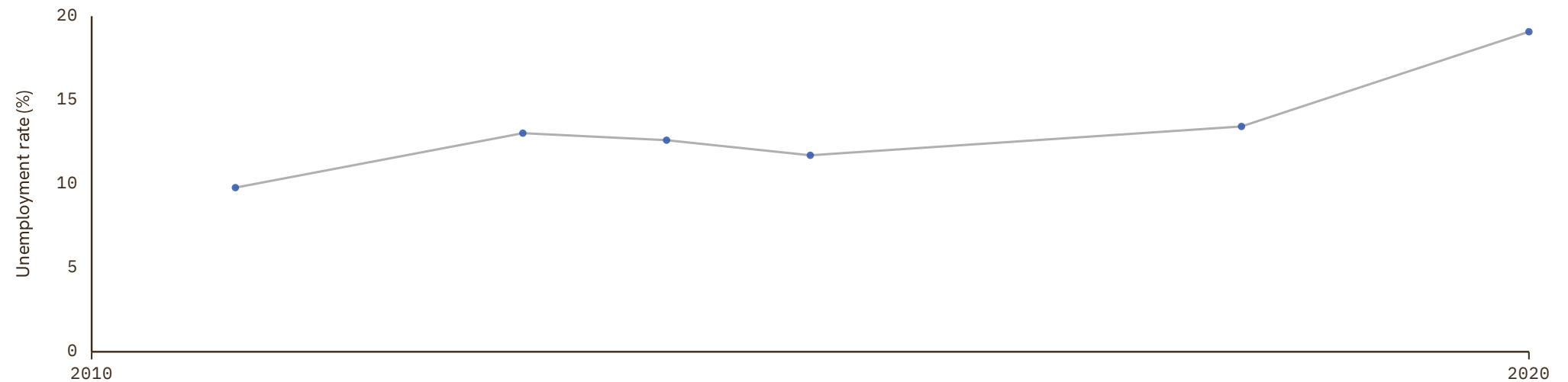
UNIT
in %

1 Source composition

SOURCE	CODE	TIME SPAN	NOTES
Internl Labour Organization (2024)	ILO	2011 - 2020	Baseline source, overlaps with anchor year 2018.

2 Harmonised series

— GMD estimate ● ILO



Faroe Islands

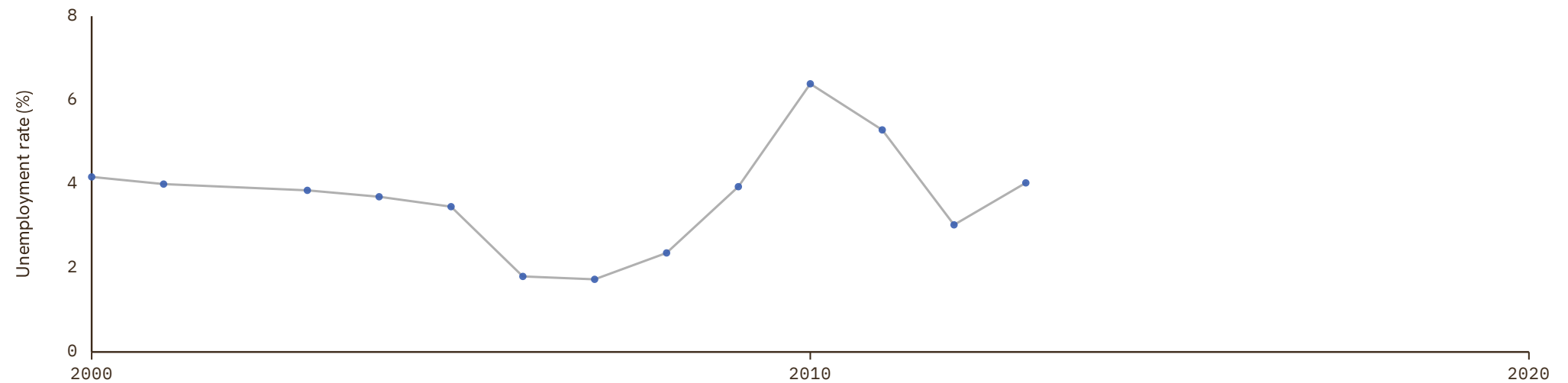
COVERAGE
2000–2013UNIT
in %

1 Source composition

SOURCE	CODE	TIME SPAN	NOTES
Internl Labour Organization (2024)	ILO	2000 - 2013	Replacing using overlapping data in 2014.

2 Harmonised series

— GMD estimate ● ILO



French Polynesia


COVERAGE
2002–2007UNIT
in %

1 Source composition

SOURCE	CODE	TIME SPAN	NOTES
Internl Labour Organization (2024)	ILO	2002 - 2007	Replacing using overlapping data in 2008.

2 Harmonised series

— GMD estimate ● ILO



Greenland

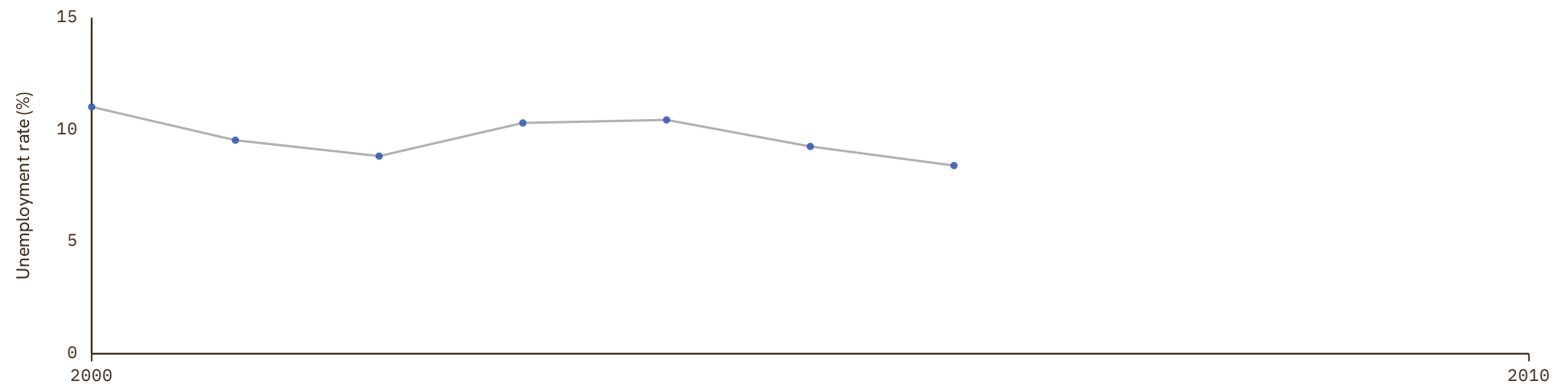
COVERAGE
2000–2006UNIT
in %

1 Source composition

SOURCE	CODE	TIME SPAN	NOTES
Internl Labour Organization (2024)	ILO	2000 - 2006	Replacing using overlapping data in 2007.

2 Harmonised series

— GMD estimate ● ILO



Guadeloupe

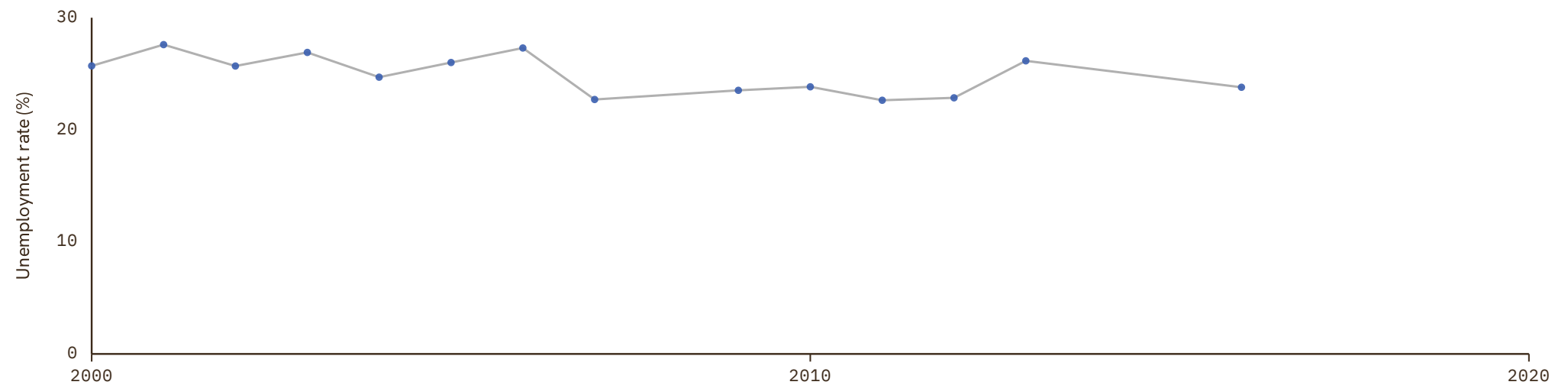
COVERAGE
2000–2016UNIT
in %

1 Source composition

SOURCE	CODE	TIME SPAN	NOTES
Internl Labour Organization (2024)	ILO	2000 - 2016	Replacing using overlapping data in 2017.

2 Harmonised series

— GMD estimate ● ILO



Guam

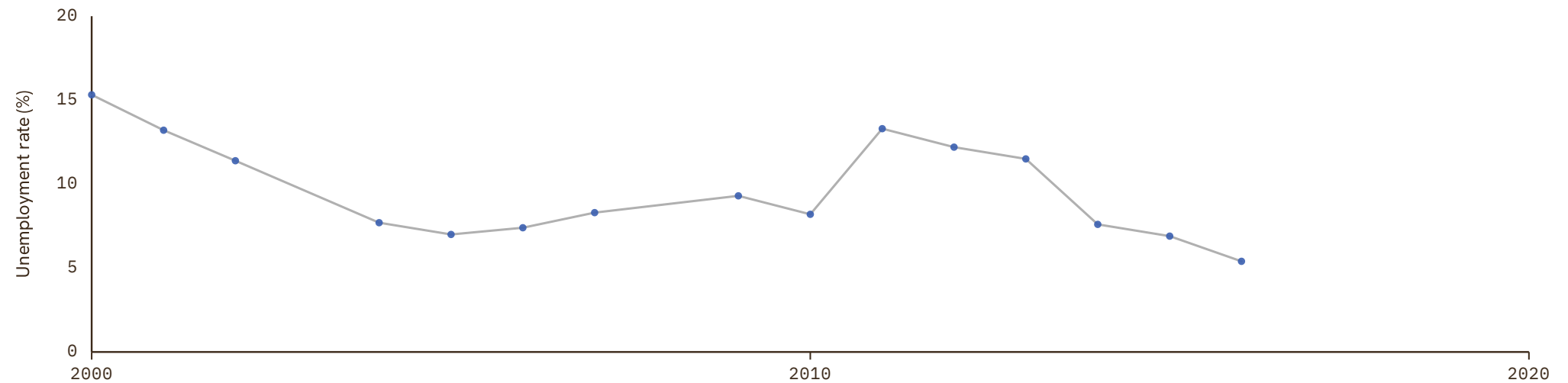
COVERAGE
2000–2016UNIT
in %

1 Source composition

SOURCE	CODE	TIME SPAN	NOTES
Internl Labour Organization (2024)	ILO	2000 - 2016	Replacing using overlapping data in 2017.

2 Harmonised series

— GMD estimate ● ILO



Isle of Man

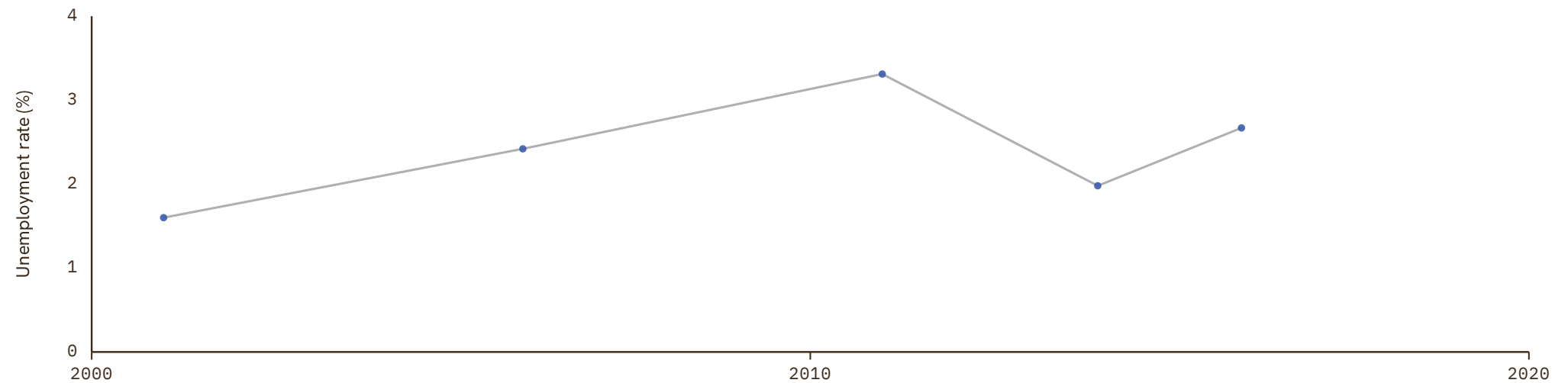
COVERAGE
2001–2016UNIT
in %

1 Source composition

SOURCE	CODE	TIME SPAN	NOTES
Internl Labour Organization (2024)	ILO	2001 - 2016	Replacing using overlapping data in 2017.

2 Harmonised series

— GMD estimate ● ILO



Jersey

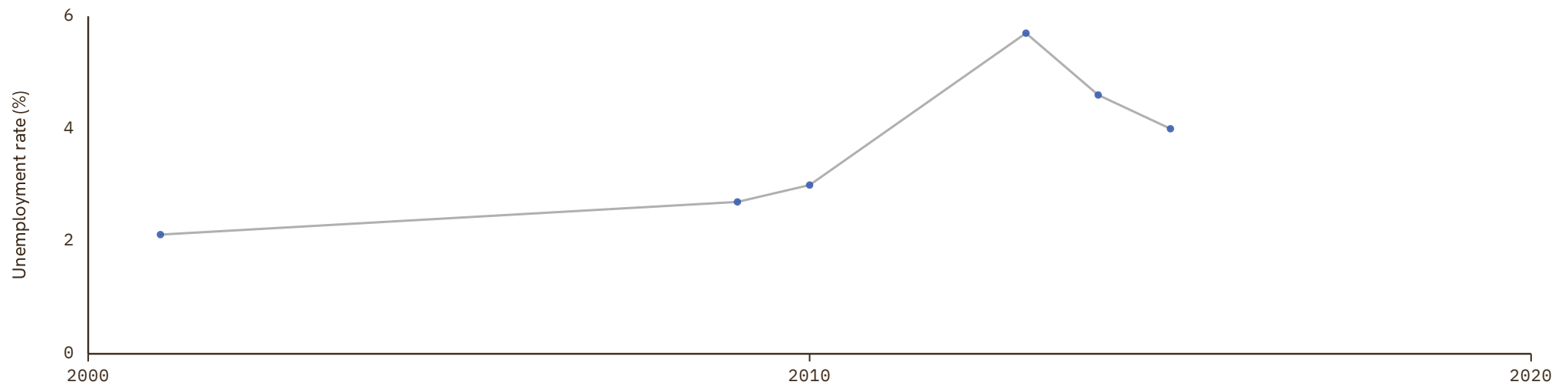
COVERAGE
2001–2015UNIT
in %

1 Source composition

SOURCE	CODE	TIME SPAN	NOTES
Internl Labour Organization (2024)	ILO	2001 - 2015	Replacing using overlapping data in 2016.

2 Harmonised series

— GMD estimate ● ILO



Kiribati

COVERAGE
2000-2023

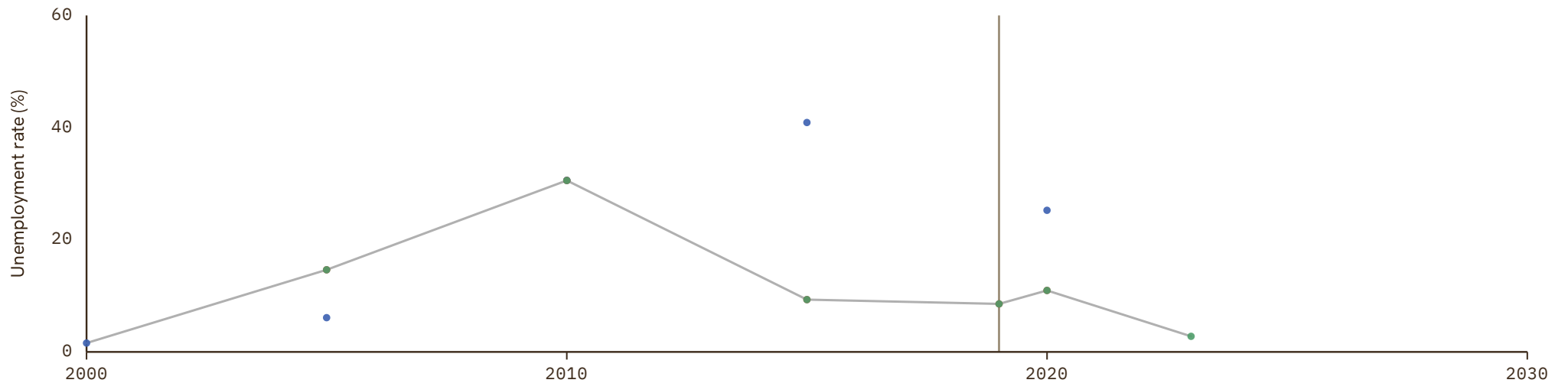
UNIT
in %

1 Source composition

SOURCE	CODE	TIME SPAN	NOTES
Asian Development Bank (2024)	ADB	2000 - 2004	Replacing using overlapping data in 2005.
International Monetary Fund (2025)	IMF IFS	2005 - 2023	Baseline source, overlaps with anchor year 2018.

2 Harmonised series

— GMD estimate | | Source change ● ADB ● ILO ● IMF IFS



Kosovo

COVERAGE
2000–2023

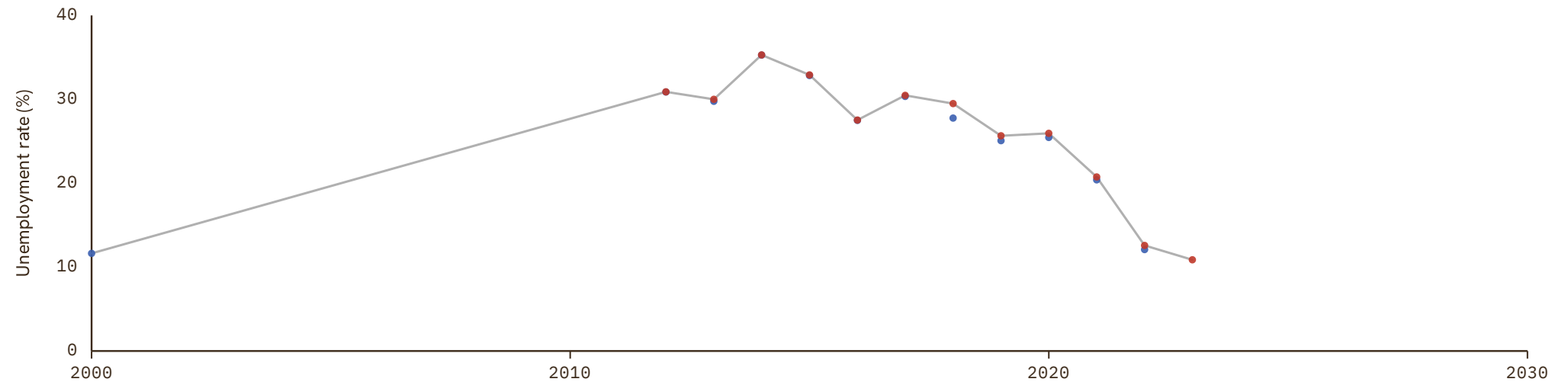
UNIT
in %

1 Source composition

SOURCE	CODE	TIME SPAN	NOTES
Internl Labour Organization (2024)	ILO	2000 - 2011	Replacing using overlapping data in 2012.
International Monetary Fund (2025)	IMF WEO	2012 - 2023	Baseline source, overlaps with anchor year 2018.

2 Harmonised series

— GMD estimate ● ILO ● IMF WEO



Liechtenstein

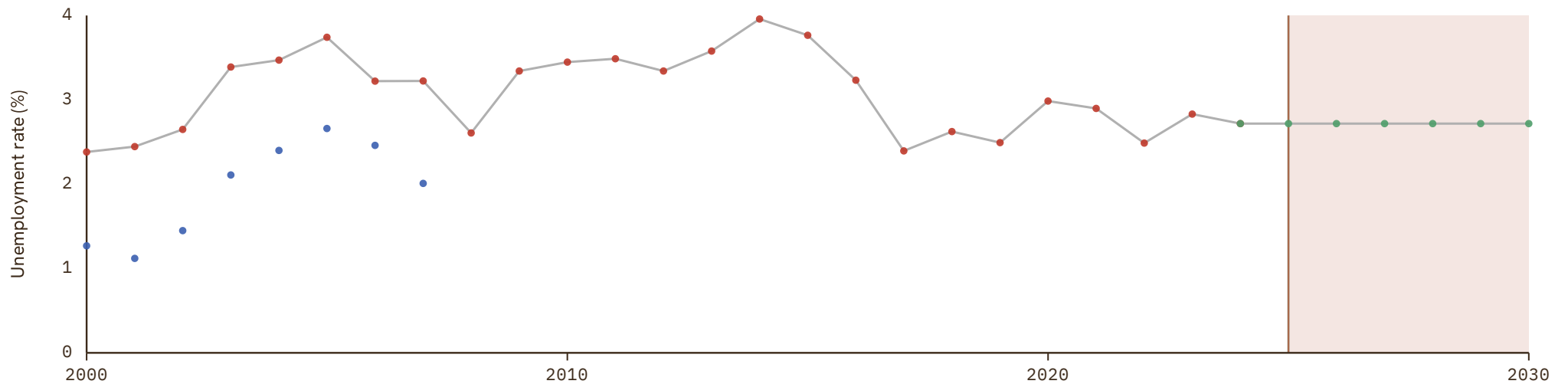
COVERAGE | UNIT
2000-2030 | in %

1 Source composition

SOURCE	CODE	TIME SPAN	NOTES
International Monetary Fund (2025)	IMF WEO	2000 - 2024	Baseline source, overlaps with anchor year 2018.
International Monetary Fund (2025) (forecasts)	IMF WEO forecast	2025 - 2030	Replacing using overlapping data in 2031.

2 Harmonised series

GMD forecast
 — GMD estimate
| Source change
● ILO
● IMF WEO
● IMF WEO forecast



Macau

COVERAGE
1989-2030

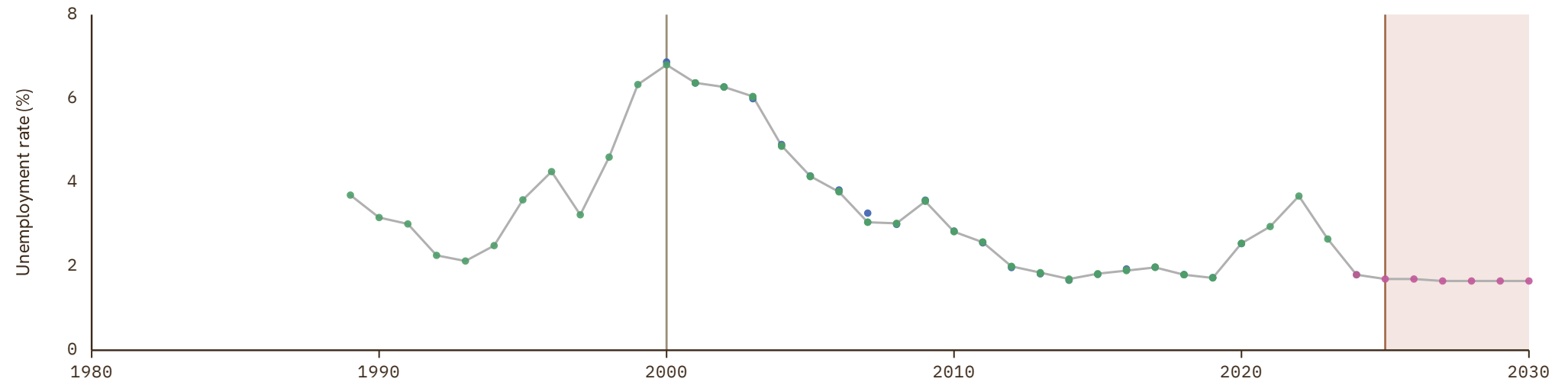
UNIT
in %

1 Source composition

SOURCE	CODE	TIME SPAN	NOTES
International Monetary Fund (2025)	IMF IFS	1989 - 2000	Replacing using overlapping data in 2001.
International Monetary Fund (2025)	IMF WEO	2001 - 2024	Baseline source, overlaps with anchor year 2018.
International Monetary Fund (2025) (forecasts)	IMF WEO forecast	2025 - 2030	Replacing using overlapping data in 2031.

2 Harmonised series

GMD forecast
 — GMD estimate
| Source change
● ILO
● IMF IFS
● IMF WEO
● IMF WEO forecast



Marshall Islands

COVERAGE
1980–2021

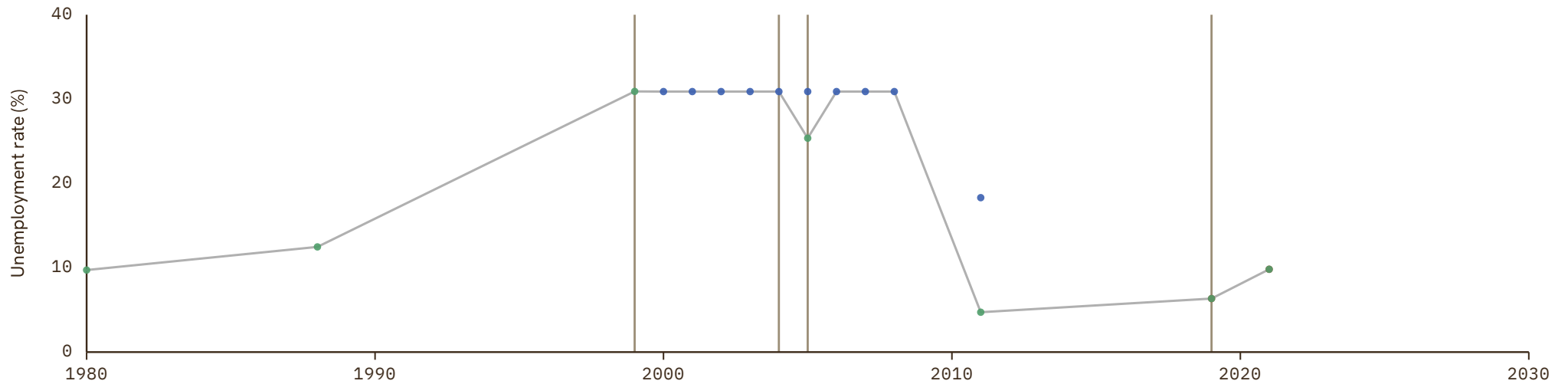
UNIT
in %

1 Source composition

SOURCE	CODE	TIME SPAN	NOTES
International Monetary Fund (2025)	IMF IFS	1980 - 1999	Replacing using overlapping data in 2000.
Asian Development Bank (2024)	ADB	2000 - 2004	Replacing using overlapping data in 2005.
International Monetary Fund (2025)	IMF IFS	2005 - 2005	Replacing using overlapping data in 2006.
Asian Development Bank (2024)	ADB	2006 - 2010	Replacing using overlapping data in 2011.
International Monetary Fund (2025)	IMF IFS	2011 - 2021	Baseline source, overlaps with anchor year 2018.

2 Harmonised series

— GMD estimate | Source change ● ADB ● ILO ● IMF IFS



Martinique

COVERAGE
2000-2016

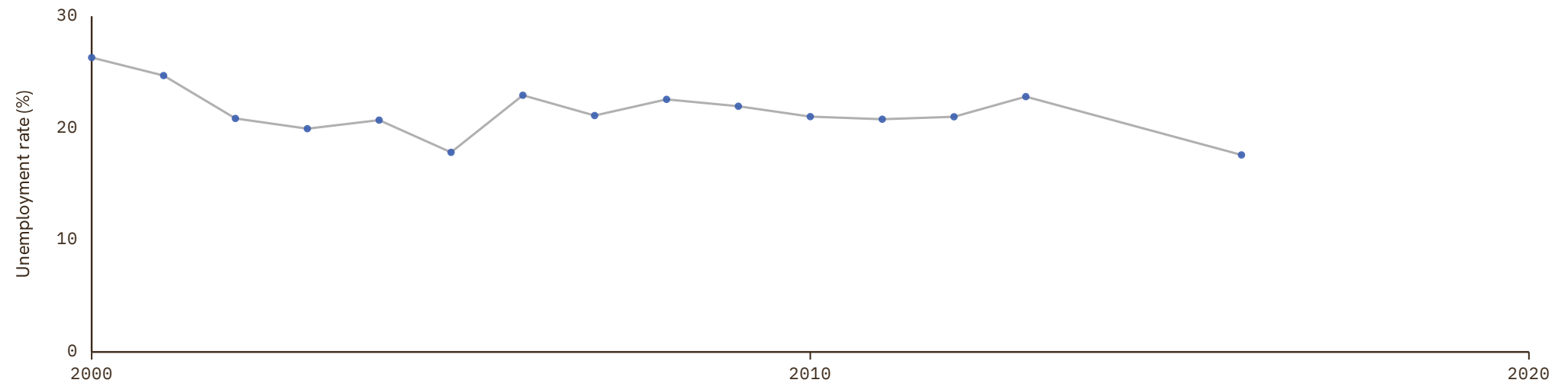
UNIT
in %

1 Source composition

SOURCE	CODE	TIME SPAN	NOTES
Internl Labour Organization (2024)	ILO	2000 - 2016	Replacing using overlapping data in 2017.

2 Harmonised series

— GMD estimate ● ILO



Micronesia (Federated States of)

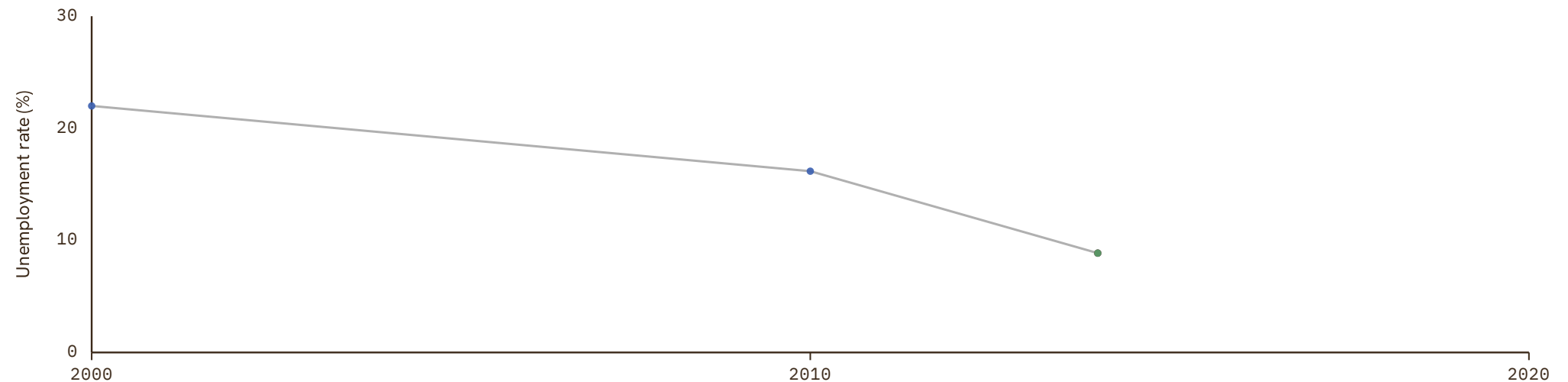
COVERAGE
2000–2014UNIT
in %

1 Source composition

SOURCE	CODE	TIME SPAN	NOTES
Asian Development Bank (2024)	ADB	2000 - 2013	Replacing using overlapping data in 2014.
International Monetary Fund (2025)	IMF IFS	2014 - 2014	Replacing using overlapping data in 2015.

2 Harmonised series

— GMD estimate ● ADB ● ILO ● IMF IFS



Montserrat

COVERAGE
1975-2020

UNIT
in %

1 Source composition

SOURCE	CODE	TIME SPAN	NOTES
International Monetary Fund (2025)	IMF IFS	1975 - 2020	Baseline source, overlaps with anchor year 2018.

2 Harmonised series

— GMD estimate ● ILO ● IMF IFS



Nauru

COVERAGE
2002-2021

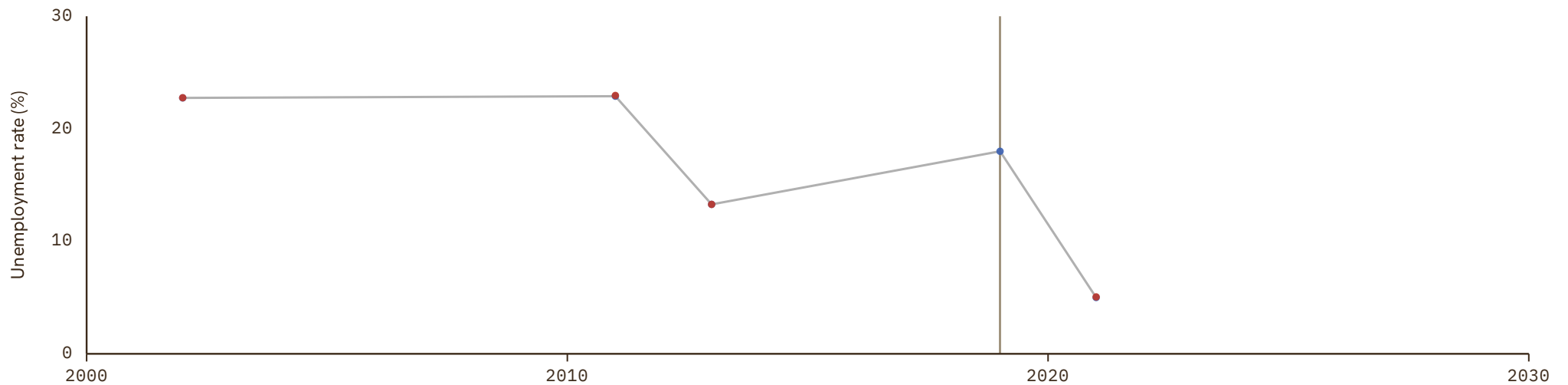
UNIT
in %

1 Source composition

SOURCE	CODE	TIME SPAN	NOTES
Asian Development Bank (2024)	ADB	2002 - 2021	Baseline source, overlaps with anchor year 2018.

2 Harmonised series

— GMD estimate | Source change ● ADB ● ILO



New Caledonia

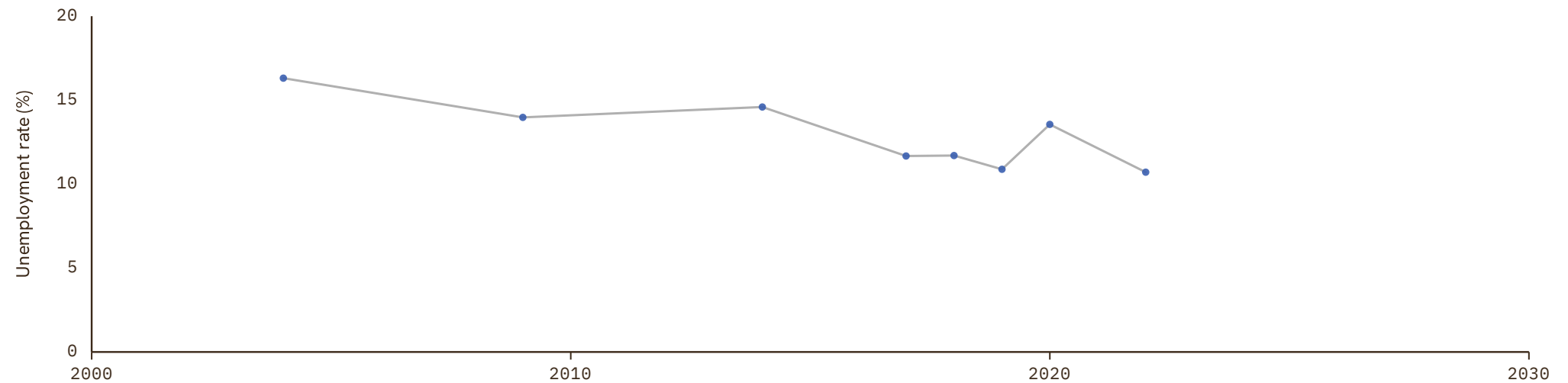
COVERAGE
2004–2022UNIT
in %

1 Source composition

SOURCE	CODE	TIME SPAN	NOTES
Internl Labour Organization (2024)	ILO	2004 - 2022	Baseline source, overlaps with anchor year 2018.

2 Harmonised series

— GMD estimate ● ILO



Niue

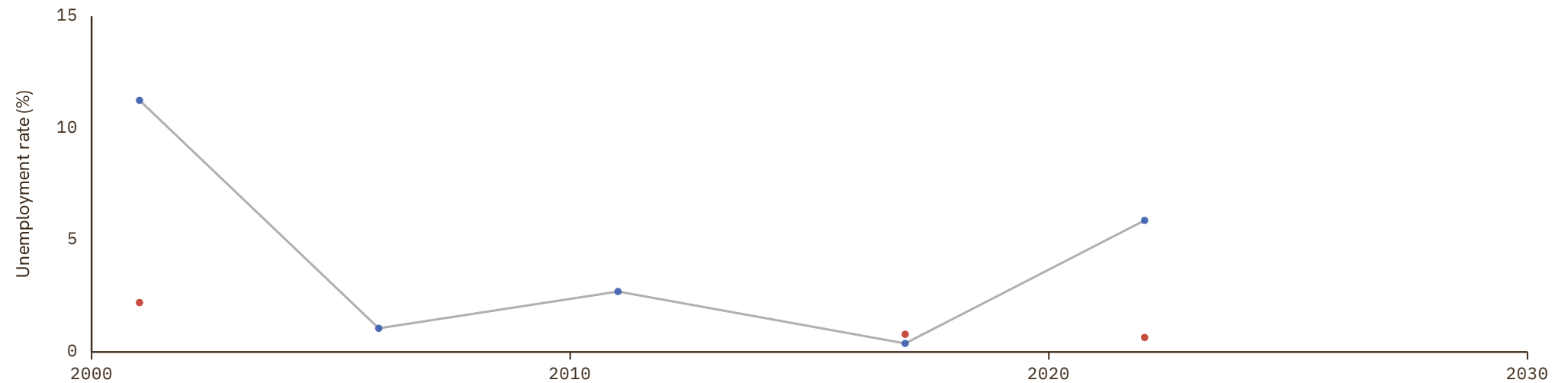
COVERAGE | UNIT
2001-2022 | in %

1 Source composition

SOURCE	CODE	TIME SPAN	NOTES
Asian Development Bank (2024)	ADB	2001 - 2022	Baseline source, overlaps with anchor year 2018.

2 Harmonised series

— GMD estimate ● ADB ● ILO



Northern Mariana Islands

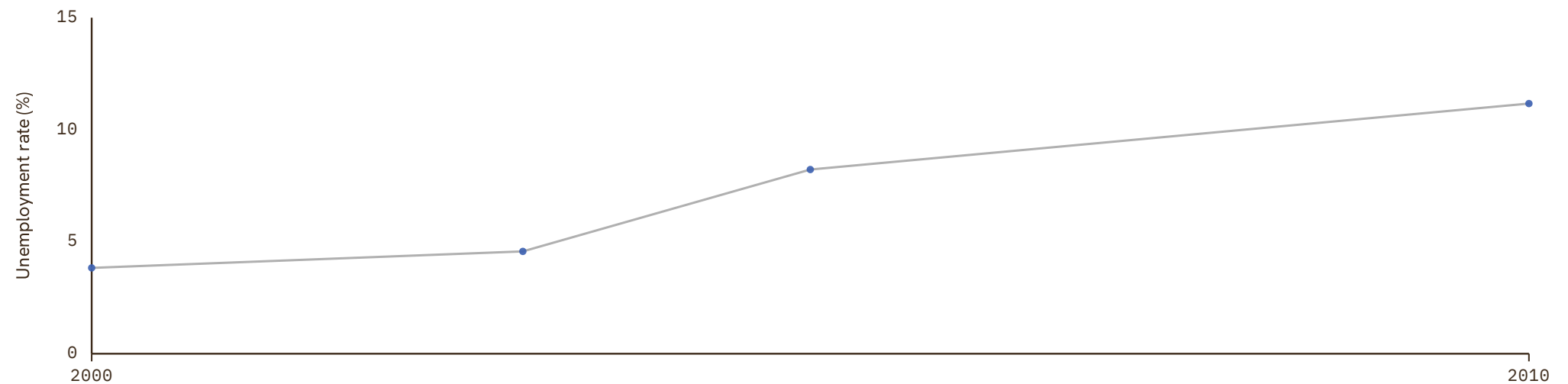
COVERAGE
2000–2010UNIT
in %

1 Source composition

SOURCE	CODE	TIME SPAN	NOTES
Internl Labour Organization (2024)	ILO	2000 - 2010	Replacing using overlapping data in 2011.

2 Harmonised series

— GMD estimate ● ILO



Palau

COVERAGE
1990–2023

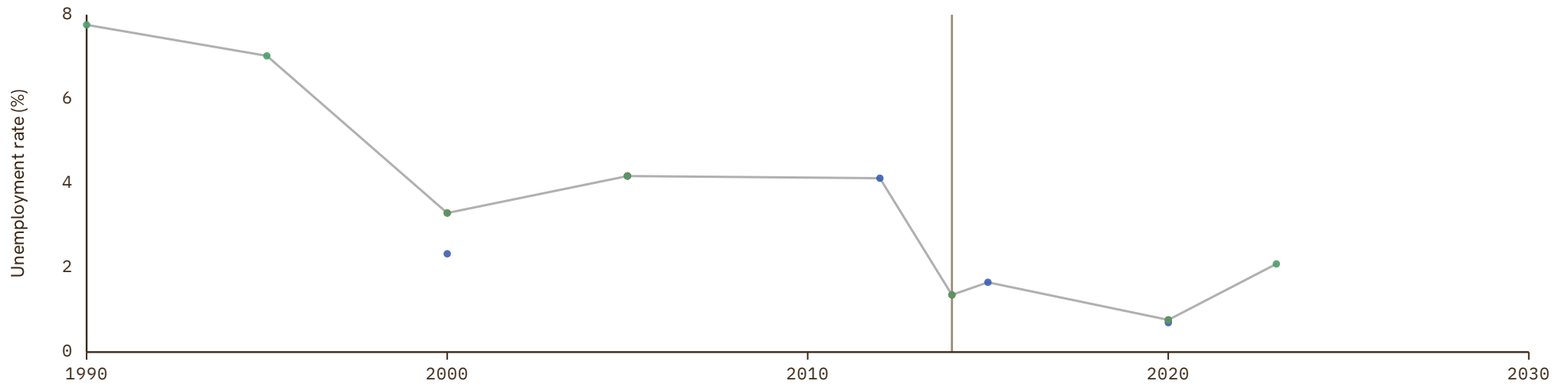
UNIT
in %

1 Source composition

SOURCE	CODE	TIME SPAN	NOTES
International Monetary Fund (2025)	IMF IFS	1990 - 2011	Replacing using overlapping data in 2012.
Asian Development Bank (2024)	ADB	2012 - 2013	Replacing using overlapping data in 2014.
International Monetary Fund (2025)	IMF IFS	2014 - 2014	Replacing using overlapping data in 2015.
Asian Development Bank (2024)	ADB	2015 - 2019	Baseline source, overlaps with anchor year 2018.
International Monetary Fund (2025)	IMF IFS	2020 - 2023	Replacing using overlapping data in 2024.

2 Harmonised series

— GMD estimate | Source change ● ADB ● ILO ● IMF IFS



Réunion

COVERAGE
2000-2016

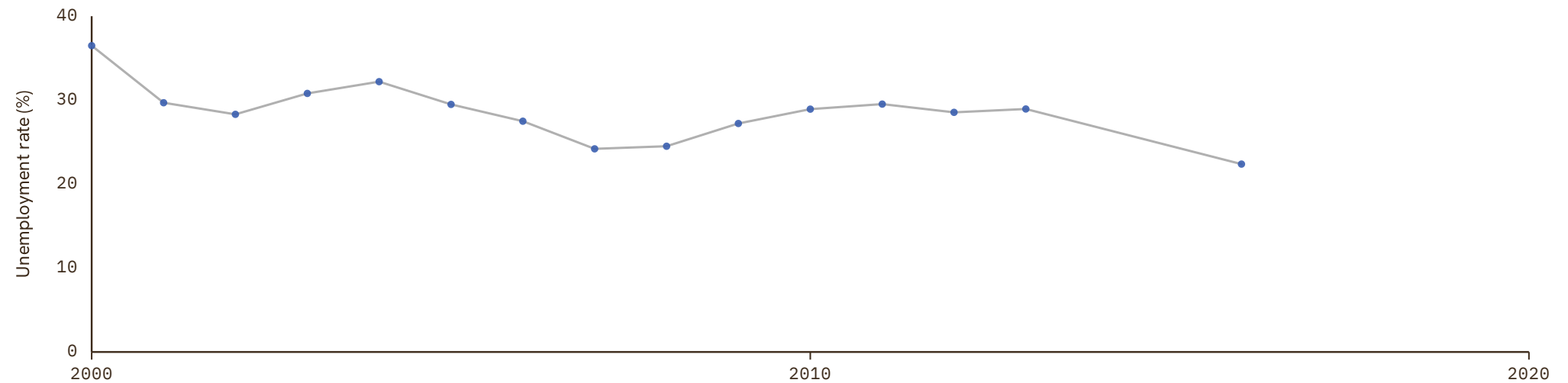
UNIT
in %

1 Source composition

SOURCE	CODE	TIME SPAN	NOTES
Internl Labour Organization (2024)	ILO	2000 - 2016	Replacing using overlapping data in 2017.

2 Harmonised series

— GMD estimate ● ILO



Saint Kitts and Nevis

COVERAGE
1980–2001

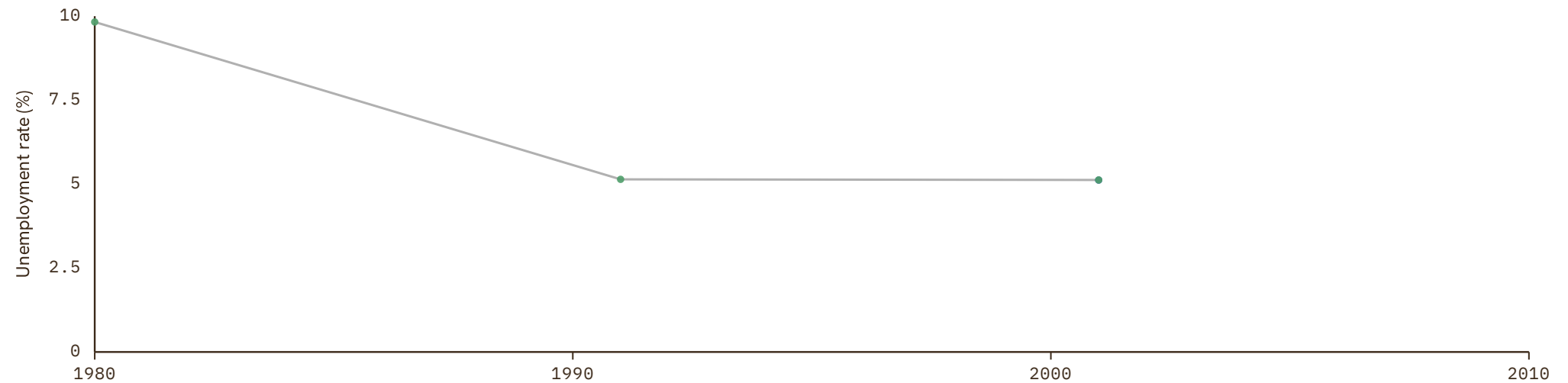
UNIT
in %

1 Source composition

SOURCE	CODE	TIME SPAN	NOTES
International Monetary Fund (2025)	IMF IFS	1980 - 2001	Replacing using overlapping data in 2002.

2 Harmonised series

— GMD estimate ● ILO ● IMF IFS



Saint Lucia

COVERAGE
1993–2024

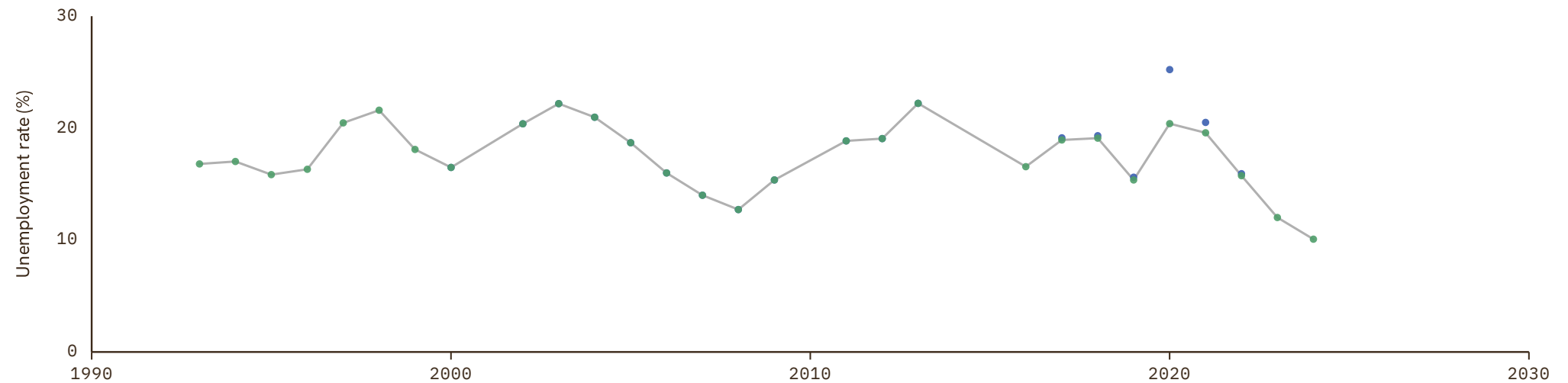
UNIT
in %

1 Source composition

SOURCE	CODE	TIME SPAN	NOTES
International Monetary Fund (2025)	IMF IFS	1993 - 2024	Baseline source, overlaps with anchor year 2018.

2 Harmonised series

— GMD estimate ● ILO ● IMF IFS



Saint Vincent and the Grenadines

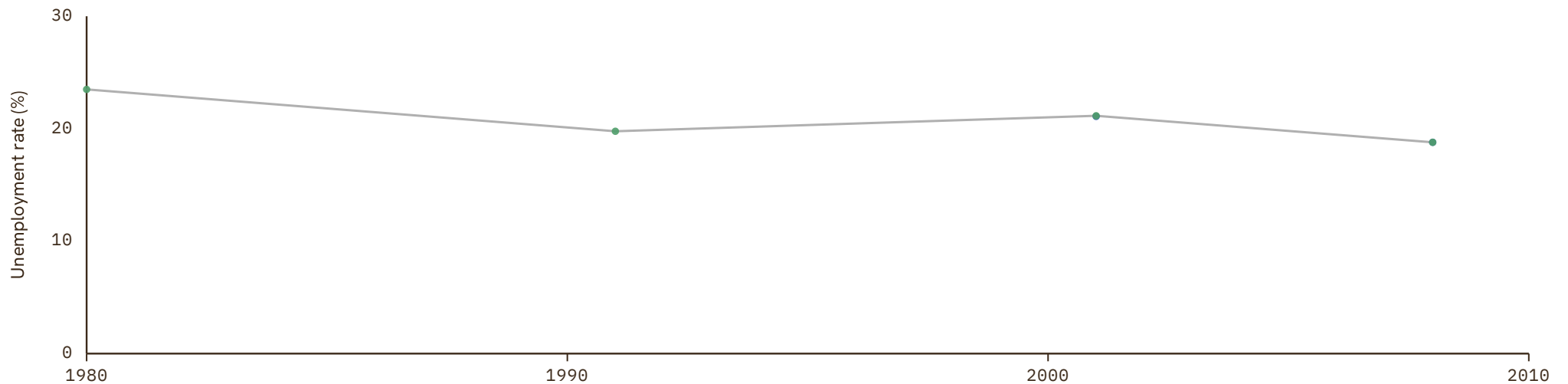
COVERAGE
1980–2008UNIT
in %

1 Source composition

SOURCE	CODE	TIME SPAN	NOTES
International Monetary Fund (2025)	IMF IFS	1980 - 2008	Replacing using overlapping data in 2009.

2 Harmonised series

— GMD estimate ● ILO ● IMF IFS



Samoa

COVERAGE
2001-2022

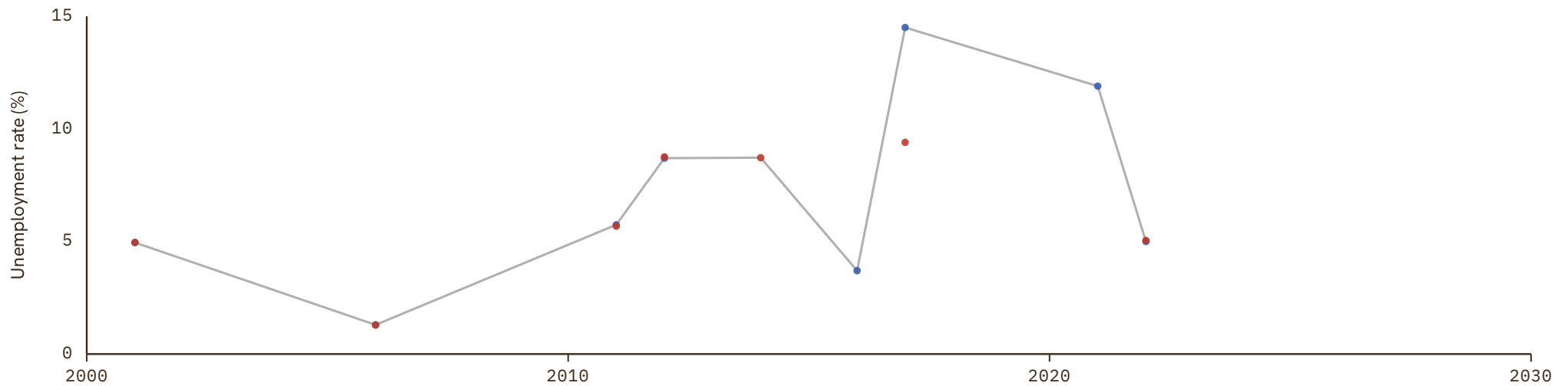
UNIT
in %

1 Source composition

SOURCE	CODE	TIME SPAN	NOTES
Asian Development Bank (2024)	ADB	2001 - 2013	Replacing using overlapping data in 2014.
Internl Labour Organization (2024)	ILO	2014 - 2015	Replacing using overlapping data in 2016.
Asian Development Bank (2024)	ADB	2016 - 2022	Baseline source, overlaps with anchor year 2018.

2 Harmonised series

— GMD estimate ● ADB ● ILO



San Marino

COVERAGE
1979-2030

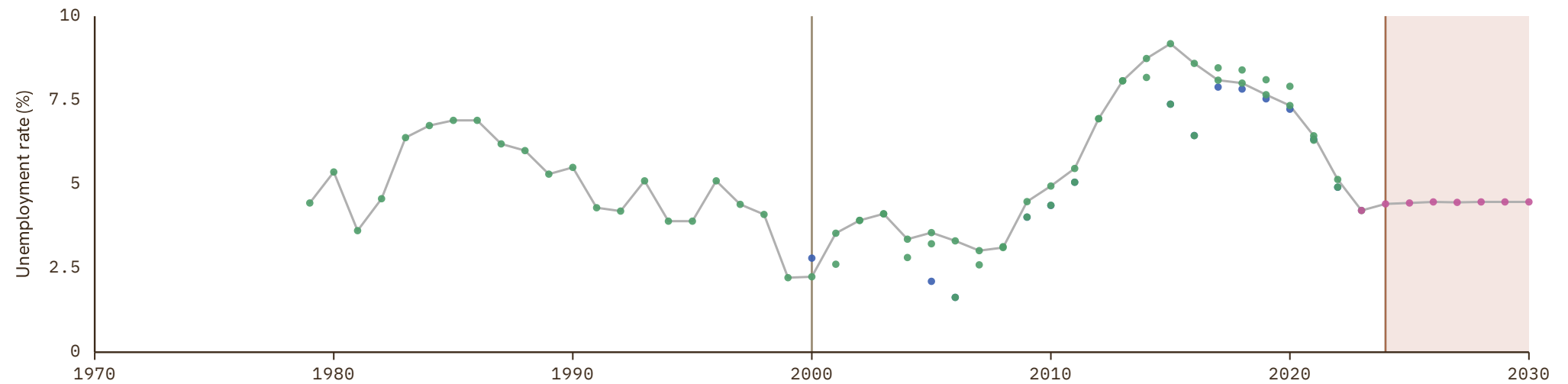
UNIT
in %

1 Source composition

SOURCE	CODE	TIME SPAN	NOTES
International Monetary Fund (2025)	IMF IFS	1979 - 2000	Replacing using overlapping data in 2001.
International Monetary Fund (2025)	IMF WEO	2001 - 2023	Baseline source, overlaps with anchor year 2018.
International Monetary Fund (2025) (forecasts)	IMF WEO forecast	2024 - 2030	Replacing using overlapping data in 2031.

2 Harmonised series

GMD forecast
 — GMD estimate
 | Source change
 ● ILO
 ● IMF IFS
 ● IMF WEO
 ● IMF WEO forecast



Solomon Islands

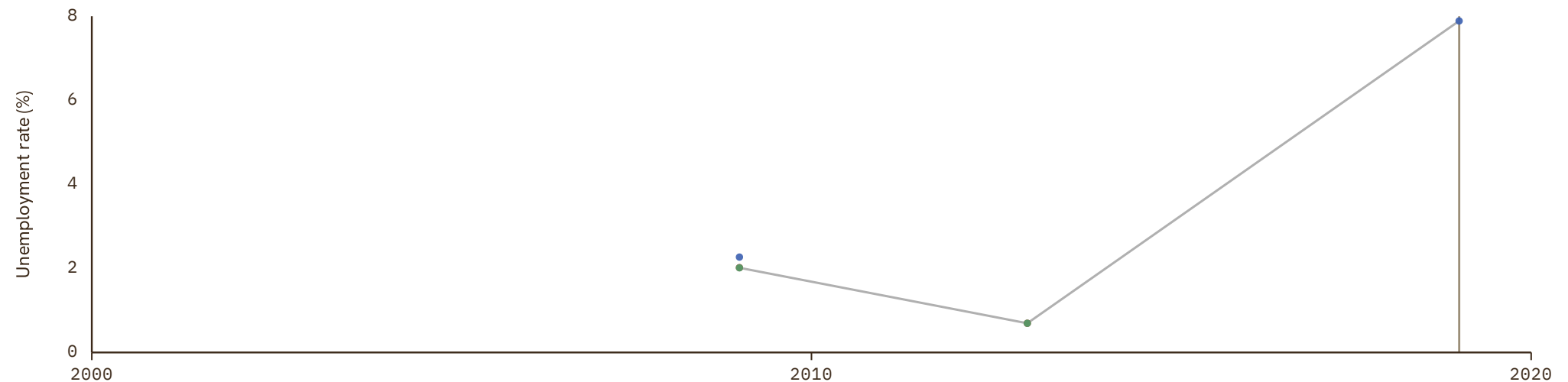
COVERAGE
2009–2019UNIT
in %

1 Source composition

SOURCE	CODE	TIME SPAN	NOTES
International Monetary Fund (2025)	IMF IFS	2009 - 2018	Replacing using overlapping data in 2019.
Asian Development Bank (2024)	ADB	2019 - 2019	Replacing using overlapping data in 2020.

2 Harmonised series

— GMD estimate | Source change ● ADB ● ILO ● IMF IFS



Tonga

COVERAGE
1984–2023

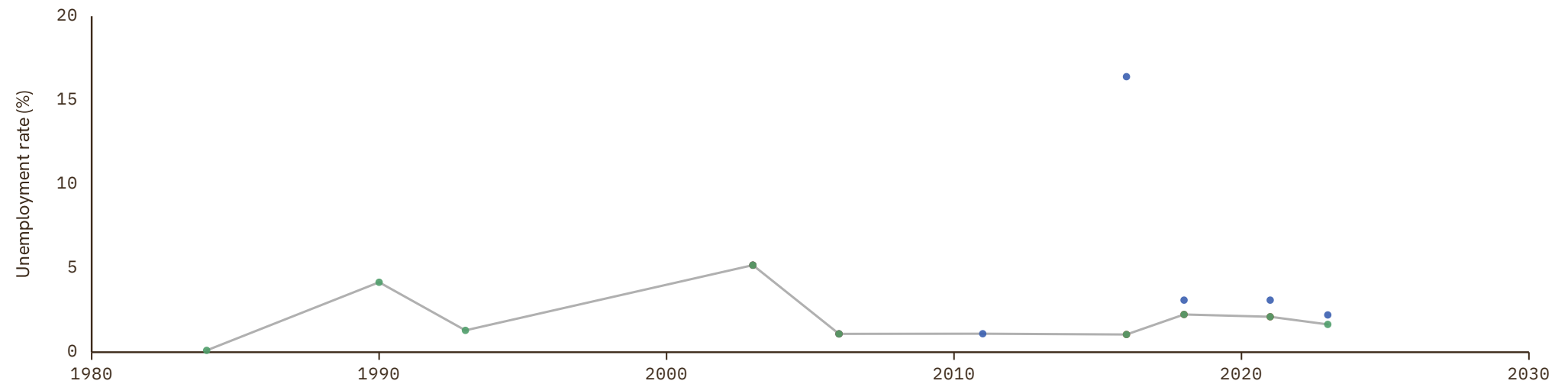
UNIT
in %

1 Source composition

SOURCE	CODE	TIME SPAN	NOTES
International Monetary Fund (2025)	IMF IFS	1984 - 2010	Replacing using overlapping data in 2011.
Asian Development Bank (2024)	ADB	2011 - 2015	Replacing using overlapping data in 2016.
International Monetary Fund (2025)	IMF IFS	2016 - 2023	Baseline source, overlaps with anchor year 2018.

2 Harmonised series

— GMD estimate ● ADB ● ILO ● IMF IFS



Turks and Caicos Islands

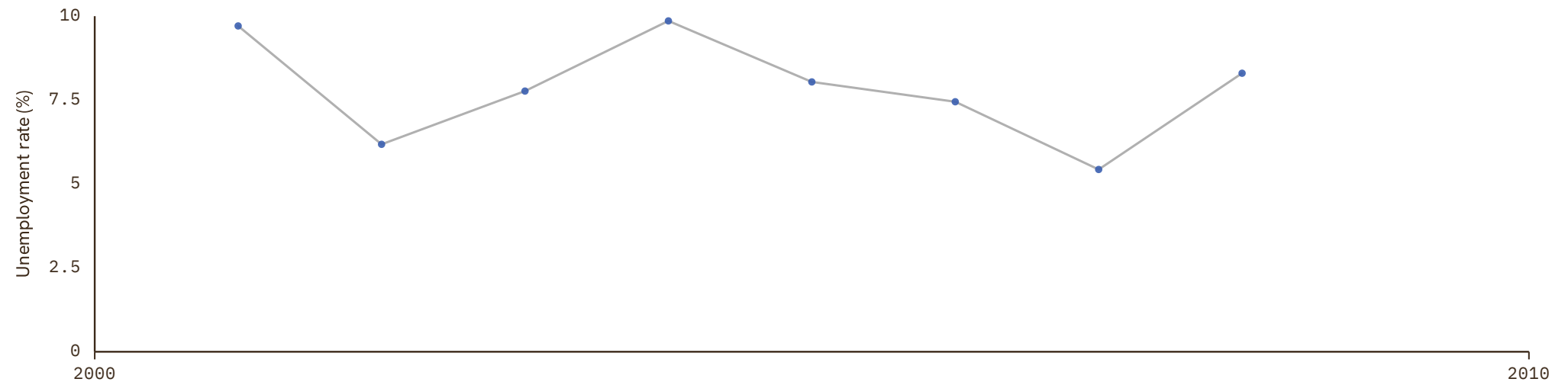
COVERAGE
2001–2008UNIT
in %

1 Source composition

SOURCE	CODE	TIME SPAN	NOTES
Internl Labour Organization (2024)	ILO	2001 - 2008	Replacing using overlapping data in 2009.

2 Harmonised series

— GMD estimate ● ILO



Tuvalu

COVERAGE
2002–2022

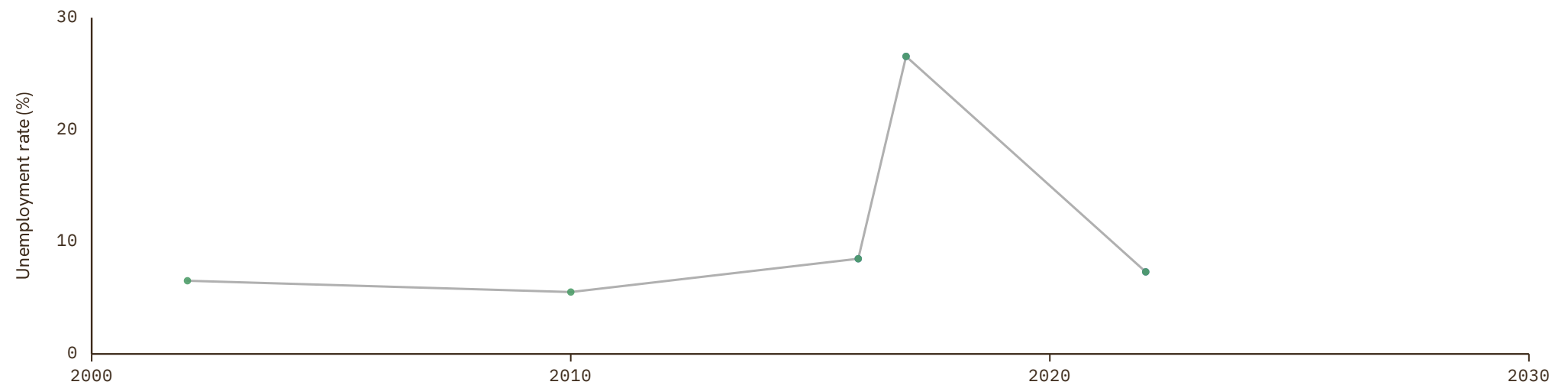
UNIT
in %

1 Source composition

SOURCE	CODE	TIME SPAN	NOTES
International Monetary Fund (2025)	IMF IFS	2002 - 2022	Baseline source, overlaps with anchor year 2018.

2 Harmonised series

— GMD estimate ● ILO ● IMF IFS



Vanuatu

COVERAGE
2006–2020

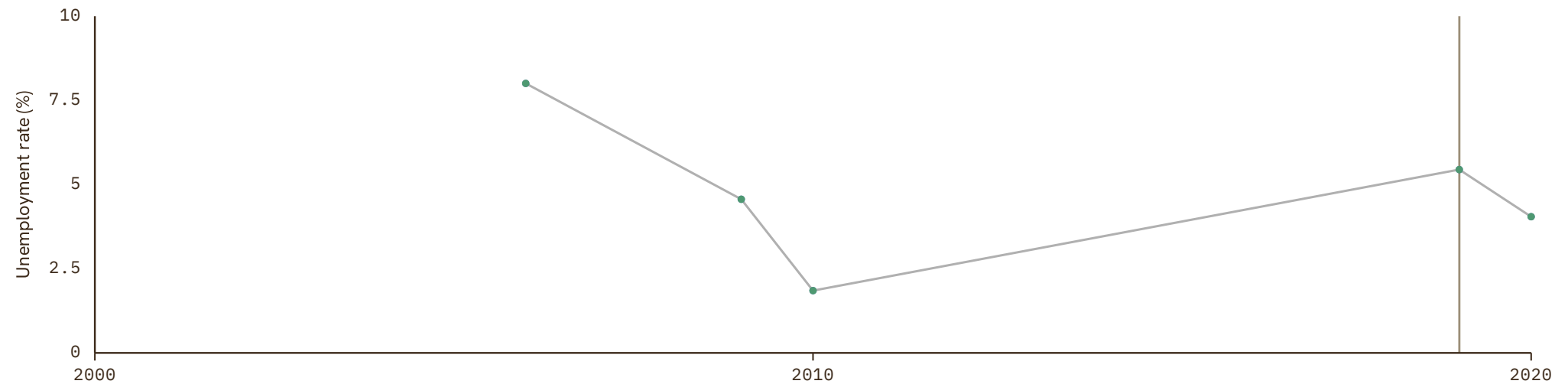
UNIT
in %

1 Source composition

SOURCE	CODE	TIME SPAN	NOTES
International Monetary Fund (2025)	IMF IFS	2006 - 2020	Baseline source, overlaps with anchor year 2018.

2 Harmonised series

— GMD estimate | Source change ● ILO ● IMF IFS



Wallis and Futuna

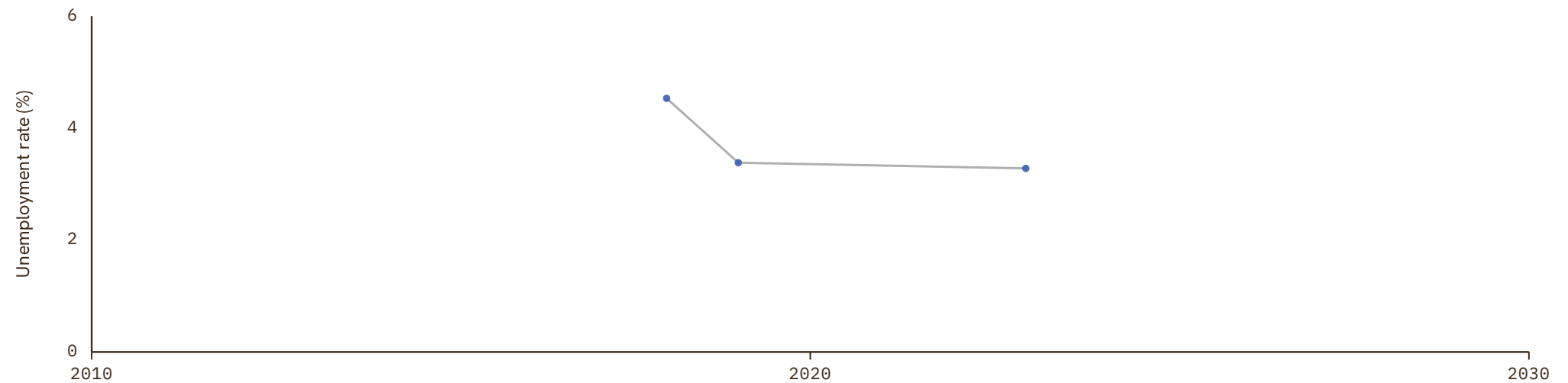
COVERAGE
2018–2023UNIT
in %

1 Source composition

SOURCE	CODE	TIME SPAN	NOTES
Internl Labour Organization (2024)	ILO	2018 - 2023	Baseline source, overlaps with anchor year 2018.

2 Harmonised series

— GMD estimate ● ILO



References

ADB Asian Development Bank (2024). Key Indicators Database. <https://kidb.adb.org>

AFDB African Development Bank (2018). AFDB Socio Economic Database. <https://dataportal.opendataforafrica.org/nbyenxf/afdb-socio-economic-database-1960-2022>

AHSTAT IEC, Hitotsubashi University (2020). Asian Historical Statistics: Basic Data for Asian Economic History. <https://www.ier.hit-u.ac.jp/English/databases/index.html#c01>

AMECO European Commission (2024). AMECO Database. https://economy-finance.ec.europa.eu/economic-research-and-databases/economic-databases/ameco-database_en

AMECO_forecast AMECO forecast

CS1_DEU Deutsche Bundesbank (1998). 50 Jahre Deutsche Mark.

CS1_DNK Abildgren, Kim (2017). A Chart & Data Book on the Monetary and Financial History of Denmark. Working Paper. <https://sites.google.com/view/kim-abildgren/historical-statistics>

CS1_GBR Thomas, Ryland and Hills, Sally and Dimsdale, Nicholas (2010). The UK Recession in Context — What Do Three Centuries of Data Tell Us?. <https://ideas.repec.org/a/boe/qbullt/0032.html>

CS1_IRL Stuart, Rebecca (2018). A Long Run Macro Database for Ireland: 1922-2012.

CS1_USA Fed. Reserve Bank of St. Louis (2024). Federal Reserve Economic Data. <https://fred.stlouisfed.org/>

CS1_VEN Baptista, Asdrúbal (1997). Bases Cuantitativas de la Economía Venezolana 1830-1995. Fundación Polar. https://bibliofep.fundacionempresaspolr.org/media/1378171/09-baseseconomia_libro.pdf

CS2_DEU Deutsche Bundesbank (1976). Deutsches Geld- und Bankwesen in Zahlen 1876-1945.

CS2_TWN Taiwan Statistical Office (2025). Macroeconomic Data. .

CS4_FRA Villa, Pierre (1994). Une analyse macroéconomique de la France au XXème siècle. CNRS Éditions.

CS5_DEU Holtfrerich, Carl-Ludwig (1980). Die deutsche Inflation 1914 bis 1923.

EUS Eurostat (2025). Eurostat Database. .

HFS Schuler, Kurt (2015). Establishing an International Data Archive on Free Banking. The Johns Hopkins Institute for Applied Economics, Global Health, and the Study of Business Enterprise. <https://ideas.repec.org/p/ris/jhisae/0024.html>

IHD Ellison, Martin and Lee, Sang Seok and O'Rourke, Kevin Hjortshøj (2024). The Ends of 27 Big Depressions. <https://ideas.repec.org/a/aea/aecrev/v114y2024i1p134-68.html>

ILO Internl Labour Organization (2024). Unemployment Rate - ILO Modelled Estimates. International Labour Organization. <https://ilostat.ilo.org/data>

IMF_IFS International Monetary Fund (2025). IMF Data Portal. .

References

IMF_WEO International Monetary Fund (2025). World Economic Outlook Database. .

IMF_WEO_forecast International Monetary Fund (2025). World Economic Outlook Database. .

JST Jordá, Óscar and Schularick, Moritz and Taylor, Alan M. (2017). Macroeconomic History and the New Business Cycle Facts. <https://ideas.repec.org/a/ucp/macann/doi10.1086-690241.html>

OECD_EO OECD (2024). OECD Economic Outlook Data. <https://www.oecd.org/en/topics/sub-issues/economic-outlook.html>

OECD_KEI OECD (2024). OECD Key Economic Indicators Data. https://www.oecd-ilibrary.org/economics/data/main-economic-indicators/key-short-term-indicators_data-00039-en

SECMCA_HIST Consejo Monetario Centroamericano (2017). Estadísticas Macroeconómicas Históricas 1960-2017. Per-country Excel workbooks (CR/DO/GT/HN/NI/SV) plus the regional comparative file COMPARATIVO_PAISES.xlsx. <https://www.secmca.org/estadisticas-historicas-1960-2017/>

WB_GEM World Bank (2026). Global Economic Monitor. [https://databank.worldbank.org/source/global-economic-monitor-\(gem\)](https://databank.worldbank.org/source/global-economic-monitor-(gem))
